TEST REPORT

CERTIFICATE OF CONFORMITY

Standard:	**47 CFR FCC Part 22** **47 CFR FCC Part 24** **47 CFR FCC Part 27** **47 CFR FCC Part 2**
Report No.:	RFBCMA-WTW-P24070713-4
FCC ID:	RAXXC46BE
Product:	Dragon
Brand:	Verizon
Model No.:	XC46BE
Received Date:	2024/9/27
Test Date:	2024/10/15 ~ 2024/11/6
Issued Date:	2024/11/19
Applicant:	Arcadyan Technology Corporation
Address:	No.8, Sec.2, Guangfu Rd., Hsinchu City 30071, Taiwan, R.O.C.
Issued By:	Bureau Veritas Consumer Products Services (H.K.) Ltd., Taoyuan Branch Lin Kou Laboratories
Lab Address:	No. 47-2, 14th Ling, Chia Pau Vil., Lin Kou Dist., New Taipei City, Taiwan
Test Location(1):	No. 19, Hwa Ya 2nd Rd., Wen Hwa Vil., Kwei Shan Dist., Taoyuan City 33383, Taiwan
Test Location(2):	No. 70, Wenming Rd., Guishan Dist., Taoyuan City 333, Taiwan (R.O.C.)
FCC Registration /	788550 / TW0003 for Test Location(1)
Designation Number:	281270 / TW0032 for Test Location(2)

Approved by: Jeremy Lin , **Date:** 2024/11/19

Jeremy Lin / Project Engineer

This test report consists of 569 pages in total. It may be duplicated completely for legal use with the approval of the applicant. It should not be reproduced except in full, without the written approval of our laboratory. The test results in the report only apply to the tested sample. The test results in this report are traceable to the national or international standards.

Prepared by : Polly Chien / Specialist

This report is governed by, and incorporates by reference, the Conditions of Testing as posted at the date of issuance of this report at http://www.bureauveritas.com/home/about-us/our-business/cps/about-us/terms-conditions/ and is intended for your exclusive use. Any copying or replication of this report to or for any other person or entity, or use of our name or trademark, is permitted only with our prior written permission. This report sets forth our findings solely with respect to the test samples identified herein. The results set forth in this report are not indicative or representative of the quality or characteristics of the lot from which a test sample was taken or any similar or identical product unless specifically and expressly noted. Our report includes all of the tests requested by you and the results thereof based upon the information that you provided to us. Measurement uncertainty is only provided upon request for accredited tests. Statements of conformity are based on simple acceptance criteria without taking measurement uncertainty into account, unless otherwise requested in writing. You have 60 days from date of issuance of this report to notify us of any material error or omission caused by our negligence or if you require measurement uncertainty; provided, however, that such notice shall be in writing and shall specifically address the issue you wish to raise. A failure to raise such issue within the prescribed time shall constitute your unqualified acceptance of the completeness of this report, the tests conducted and the correctness of the report contents.

Table of Contents

Release Control Record **4**

1 Certificate **5**

2 Summary of Test Results **6**

2.1 Measurement Uncertainty 7
2.2 Supplementary Information 7

3 General Information **8**

3.1 General Description of EUT 8
3.2 Antenna Description of EUT 21
3.3 Test Mode Applicability and Tested Channel Detail 22
3.3.1 NR n2 SCS 15 kHz 22
3.3.2 NR n5 SCS 15 kHz 26
3.3.3 NR n66 SCS 15 kHz 28
3.3.4 NR n77 SCS 30 kHz (3.45 GHz ~ 3.55 GHz) 31
3.3.5 NR n77 SCS 30 kHz (3.7 GHz ~ 3.98 GHz) 36
3.4 Test Program Used and Operation Descriptions 41
3.5 Connection Diagram of EUT and Peripheral Devices 41
3.6 Configuration of Peripheral Devices and Cable Connections 41

4 Test Instruments **42**

4.1 Effective Radiated Power and Equivalent Isotropically Radiated Power 42
4.2 Modulation Characteristics 42
4.3 Peak to Average Ratio 42
4.4 Bandwidth 42
4.5 Conducted Spurious Emissions 42
4.6 Radiated Spurious Emissions below 1GHz 43
4.7 Radiated Spurious Emissions above 1GHz 44
4.8 Frequency Stability 45

5 Limits of Test Items **46**

5.1 Effective Radiated Power and Equivalent Isotropically Radiated Power 46
5.2 Modulation Characteristics 46
5.3 Peak to Average Ratio 46
5.4 Bandwidth 46
5.5 Conducted Spurious Emissions 47
5.6 Radiated Spurious Emissions below 1GHz 47
5.7 Radiated Spurious Emissions above 1GHz 48
5.8 Frequency Stability 48

6 Test Arrangements **49**

6.1 Effective Radiated Power and Equivalent Isotropically Radiated Power 49
6.1.1 Test Setup 49
6.1.2 Test Procedure 49
6.2 Modulation Characteristics 49
6.2.1 Test Setup 49
6.2.2 Test Procedure 49
6.3 Peak to Average Ratio 50
6.3.1 Test Setup 50
6.3.2 Test Procedure 50
6.4 Bandwidth 51
6.4.1 Test Setup 51
6.4.2 Test Procedure 51
6.5 Conducted Spurious Emissions 53
6.5.1 Test Setup 53
6.5.2 Test Procedure 53
6.6 Radiated Spurious Emissions below 1GHz 54
6.6.1 Test Setup 54
6.6.2 Test Procedure 55

6.7 Radiated Spurious Emissions above 1GHz 56
6.7.1 Test Setup 56
6.7.2 Test Procedure 56
6.8 Frequency Stability 57
6.8.1 Test Setup 57
6.8.2 Test Procedure 57

7 Test Results of Test Item 58

7.1 Effective Radiated Power and Equivalent Isotropically Radiated Power 58
7.1.1 NR n2 SCS 15 kHz 58
7.1.2 NR n5 SCS 15 kHz 74
7.1.3 NR n66 SCS 15 kHz 78
7.1.4 NR n77 SCS 30 kHz (3.45 GHz ~ 3.55 GHz) 92
7.1.5 NR n77 SCS 30 kHz (3.7 GHz ~ 3.98 GHz) 116
7.1.6 ENDC Output Power 140
7.2 Modulation Characteristics 142
7.2.1 NR n2 SCS 15 kHz 142
7.2.2 NR n5 SCS 15 kHz 143
7.2.3 NR n66 SCS 15 kHz 144
7.2.4 NR n77 SCS 30 kHz (3.45 GHz ~ 3.55 GHz) 145
7.2.5 NR n77 SCS 30 kHz (3.7 GHz ~ 3.98 GHz) 146
7.3 Peak to Average Ratio 147
7.3.1 NR n2 SCS 15 kHz 147
7.3.2 NR n5 SCS 15 kHz 163
7.3.3 NR n66 SCS 15 kHz 167
7.3.4 NR n77 SCS 30 kHz (3.45 GHz ~ 3.55 GHz) 181
7.3.5 NR n77 SCS 30 kHz (3.7 GHz ~ 3.98 GHz) 205
7.4 Bandwidth 229
7.4.1 NR n2 SCS 15 kHz 229
7.4.2 NR n5 SCS 15 kHz 245
7.4.3 NR n66 SCS 15 kHz 249
7.4.4 NR n77 SCS 30 kHz (3.45 GHz ~ 3.55 GHz) 263
7.4.5 NR n77 SCS 30 kHz (3.7 GHz ~ 3.98 GHz) 287
7.5 Conducted Spurious Emissions 311
7.5.1 NR n2 SCS 15 kHz 311
7.5.2 NR n5 SCS 15 kHz 343
7.5.3 NR n66 SCS 15 kHz 351
7.5.4 NR n77 SCS 30 kHz (3.45 GHz ~ 3.55 GHz) 379
7.5.5 NR n77 SCS 30 kHz (3.7 GHz ~ 3.98 GHz) 427
7.6 Radiated Spurious Emissions below 1GHz 475
7.6.1 NR n2 SCS 15 kHz 475
7.6.2 NR n5 SCS 15 kHz 477
7.6.3 NR n66 SCS 15 kHz 479
7.6.4 NR n77 SCS 30 kHz (3.45 GHz ~ 3.55 GHz) 481
7.6.5 NR n77 SCS 30 kHz (3.7 GHz ~ 3.98 GHz) 483
7.7 Radiated Spurious Emissions above 1GHz 485
7.7.1 NR n2 SCS 15 kHz 485
7.7.2 NR n5 SCS 15 kHz 494
7.7.3 NR n66 SCS 15 kHz 500
7.7.4 NR n77 SCS 30 kHz (3.45 GHz ~ 3.55 GHz) 509
7.7.5 NR n77 SCS 30 kHz (3.7 GHz ~ 3.98 GHz) 516
7.8 Frequency Stability 525
7.8.1 NR n2 SCS 15 kHz 525
7.8.2 NR n5 SCS 15 kHz 533
7.8.3 NR n66 SCS 15 kHz 537
7.8.4 NR n77 SCS 30 kHz (3.45 GHz ~ 3.55 GHz) 544
7.8.5 NR n77 SCS 30 kHz (3.7 GHz ~ 3.98 GHz) 556

8 Pictures of Test Arrangements 568

9 Information of the Testing Laboratories 569

Release Control Record

Issue No.	Description	Date Issued
RFBCMA-WTW-P24070713-4	Original release.	2024/11/19

1 Certificate

Product:	Dragon
Brand:	Verizon
Test Model:	XC46BE
Sample Status:	Engineering sample
Applicant:	Arcadyan Technology Corporation
Test Date:	2024/10/15 ~ 2024/11/6
Standard:	47 CFR FCC Part 22 47 CFR FCC Part 24 47 CFR FCC Part 27 47 CFR FCC Part 2
Measurement procedure:	ANSI/TIA/EIA-603-E 2016 ANSI C63.26-2015 KDB 971168 D01 Power Meas License Digital Systems v03r01 KDB 971168 D02 Misc Rev Approv License Devices v02r02 KDB 662911 D01 Multiple Transmitter Output v02r01

The above equipment has been tested by **Bureau Veritas Consumer Products Services (H.K.) Ltd., Taoyuan Branch**, and found compliance with the requirement of the above standards. The test record, data evaluation & Equipment Under Test (EUT) configurations represented herein are true and accurate accounts of the measurements of the sample's RF characteristics under the conditions specified in this report.

2 Summary of Test Results

Standard / Clause	Test Item	Result	Remark
Part 2.1046 Part 22.913 (a) Part 24.232 (c) Part 27.50(d) Part 27.50(k) Part 27.50(j)	Effective Radiated Power and Equivalent Isotropically Radiated Power	Pass	Meet the requirement of limit.
Part 2.1047	Modulation Characteristics	Pass	Meet the requirement of limit.
Part 22.913 (d) Part 24.232 (d) Part 27.50(d) Part 27.50(k)(4) Part 27.50(j)(4)	Peak to Average Ratio	Pass	Meet the requirement of limit.
Part 2.1049	Bandwidth	Pass	Meet the requirement of limit.
Part 2.1051 Part 22.917 Part 24.238 Part 27.53(h) Part 27.53(n) Part 27.53(l)	Conducted Spurious Emissions	Pass	Meet the requirement of limit.
Part 2.1053 Part 22.917 Part 24.238 Part 27.53(h) Part 27.53(n) Part 27.53(l)	Radiated Spurious Emissions below 1GHz	Pass	Minimum passing margin is -28.07 dB at 174.53 MHz
Part 2.1053 Part 22.917 Part 24.238 Part 27.53(h) Part 27.53(n) Part 27.53(l)	Radiated Spurious Emissions above 1GHz	Pass	Minimum passing margin is -3.00 dB at 7860.00 MHz
Part 2.1055 Part 22.355 Part 24.235 Part 27.54	Frequency Stability	Pass	Meet the requirement of limit.

Note: Determining compliance based on the results of the compliance measurement, not taking into account measurement instrumentation uncertainty.

2.1 Measurement Uncertainty

Where relevant, the following measurement uncertainty levels have been estimated for tests performed on the EUT as specified in CISPR 16-4-2:

Parameter	Specification	Uncertainty (±)
Effective Radiated Power and Equivalent Isotropically Radiated Power	-	1.371 dB
Peak to Average Ratio	-	0.920 dB
Bandwidth	-	960 Hz
Conducted Spurious Emissions	-	2.12 dB
Radiated Spurious Emissions below 1GHz	9 kHz ~ 30 MHz	3 dB
	30 MHz ~ 1 GHz	2.92 dB
Radiated Spurious Emissions above 1GHz	1 GHz ~ 18 GHz	1.76 dB
	18 GHz ~ 40 GHz	1.77 dB
Frequency Stability	-	0.176 ppm

The other instruments specified are routine verified to remain within the calibrated levels, no measurement uncertainty is required to be calculated.

2.2 Supplementary Information

There is not any deviation from the test standards for the test method, and no modifications required for compliance.

3 General Information

3.1 General Description of EUT

Product	Dragon
Brand	Verizon
Test Model	XC46BE
Status of EUT	Engineering sample
Power Supply Rating	12.0Vdc from adapter 7.2 Vdc from battery

Note:

1. EUT Overview

NR n2 SCS 15 kHz

1TX

Bandwidth	TX Frequency Range (MHz)	Modulation	1TX		MIMO	
			Max. EIRP (W)	Max. EIRP (dBm)	Max. EIRP (W)	Max. EIRP (dBm)
5 MHz	1852.5 ~ 1907.5	BPSK	0.476	26.78	0.457	26.60
		QPSK	0.485	26.86	0.463	26.66
		16QAM	0.234	23.69	0.396	25.98
		64QAM	0.222	23.46	0.254	24.04
		256QAM	0.105	20.21	0.194	22.88
10 MHz	1855 ~ 1905	BPSK	0.476	26.78	0.462	26.65
		QPSK	0.489	26.89	0.470	26.72
		16QAM	0.236	23.72	0.402	26.04
		64QAM	0.220	23.43	0.257	24.10
		256QAM	0.104	20.15	0.197	22.95
15 MHz	1857.5 ~ 1902.5	BPSK	0.474	26.76	0.469	26.71
		QPSK	0.488	26.88	0.475	26.77
		16QAM	0.232	23.65	0.409	26.12
		64QAM	0.222	23.46	0.260	24.15
		256QAM	0.104	20.17	0.200	23.02
20 MHz	1860 ~ 1900	BPSK	0.468	26.7	0.469	26.71
		QPSK	0.483	26.84	0.476	26.78
		16QAM	0.236	23.72	0.408	26.11
		64QAM	0.222	23.46	0.261	24.16
		256QAM	0.105	20.2	0.200	23.01
25 MHz	1862.5 ~ 1897.5	BPSK	0.476	26.78	0.474	26.76
		QPSK	0.490	26.9	0.483	26.84
		16QAM	0.233	23.67	0.414	26.17
		64QAM	0.221	23.44	0.264	24.21
		256QAM	0.104	20.15	0.203	23.07
30 MHz	1865 ~ 1895	BPSK	0.473	26.75	0.474	26.76
		QPSK	0.490	26.9	0.481	26.82
		16QAM	0.234	23.69	0.414	26.17
		64QAM	0.222	23.47	0.264	24.22
		256QAM	0.103	20.14	0.203	23.07

Bandwidth	TX Frequency Range (MHz)	Modulation	1TX		MIMO	
			Max. EIRP (W)	Max. EIRP (dBm)	Max. EIRP (W)	Max. EIRP (dBm)
35 MHz	1867.5 ~ 1892.5	BPSK	0.478	26.79	0.451	26.54
		QPSK	0.495	26.95	0.455	26.58
		16QAM	0.236	23.72	0.393	25.94
		64QAM	0.218	23.39	0.251	24.00
		256QAM	0.103	20.14	0.193	22.85
40 MHz	1870 ~ 1890	BPSK	0.479	26.8	0.481	26.82
		QPSK	0.498	26.97	0.512	27.09
		16QAM	0.237	23.74	0.421	26.24
		64QAM	0.223	23.49	0.268	24.28
		256QAM	0.105	20.23	0.206	23.13

Bandwidth	TX Frequency Range (MHz)	Modulation	Emission Designator
5 MHz	1852.5 ~ 1907.5	BPSK	4M48G7D
		QPSK	4M47G7D
		16QAM	4M47D7W
		64QAM	4M48D7W
		256QAM	4M46D7W
10 MHz	1855 ~ 1905	BPSK	9M22G7D
		QPSK	9M29G7D
		16QAM	9M28D7W
		64QAM	9M28D7W
		256QAM	9M27D7W
15 MHz	1857.5 ~ 1902.5	BPSK	14M1G7D
		QPSK	14M1G7D
		16QAM	14M1D7W
		64QAM	14M1D7W
		256QAM	14M1D7W
20 MHz	1860 ~ 1900	BPSK	18M8G7D
		QPSK	18M9G7D
		16QAM	18M9D7W
		64QAM	18M9D7W
		256QAM	18M9D7W
25 MHz	1862.5 ~ 1897.5	BPSK	22M9G7D
		QPSK	23M8G7D
		16QAM	23M8D7W
		64QAM	23M7D7W
		256QAM	23M8D7W
30 MHz	1865 ~ 1895	BPSK	28M6G7D
		QPSK	28M6G7D
		16QAM	28M6D7W
		64QAM	28M6D7W
		256QAM	28M6D7W

Bandwidth	TX Frequency Range (MHz)	Modulation	Emission Designator
35 MHz	1867.5 ~ 1892.5	BPSK	32M1G7D
		QPSK	33M5G7D
		16QAM	33M6D7W
		64QAM	33M5D7W
		256QAM	33M6D7W
40 MHz	1870 ~ 1890	BPSK	38M6G7D
		QPSK	38M5G7D
		16QAM	38M5D7W
		64QAM	38M5D7W
		256QAM	38M6D7W

NR n5 SCS 15 kHz_1TX

Bandwidth	TX Frequency Range (MHz)	Modulation	Max. ERP (W)	Max. ERP (dBm)	Emission Designator
5 MHz	826.5 ~ 846.5	BPSK	0.36	25.56	4M45G7D
		QPSK	0.372	25.7	4M46G7D
		16QAM	0.18	22.55	4M46D7W
		64QAM	0.182	22.6	4M47D7W
		256QAM	0.091	19.58	4M47D7W
10 MHz	829 ~ 844	BPSK	0.363	25.6	9M19G7D
		QPSK	0.372	25.7	9M27G7D
		16QAM	0.157	21.97	9M28D7W
		64QAM	0.147	21.68	9M26D7W
		256QAM	0.069	18.4	9M27D7W
15 MHz	831.5 ~ 841.5	BPSK	0.367	25.65	14M0G7D
		QPSK	0.366	25.64	14M1G7D
		16QAM	0.18	22.56	14M1D7W
		64QAM	0.18	22.55	14M1D7W
		256QAM	0.09	19.55	14M1D7W
20 MHz	834 ~ 839	BPSK	0.367	25.65	18M8G7D
		QPSK	0.377	25.76	18M9G7D
		16QAM	0.182	22.6	18M9D7W
		64QAM	0.181	22.57	18M9D7W
		256QAM	0.091	19.58	18M9D7W

NR n66 SCS 15 kHz

Bandwidth	TX Frequency Range (MHz)	Modulation	1TX		MIMO	
			Max. EIRP (W)	Max. EIRP (dBm)	Max. EIRP (W)	Max. EIRP (dBm)
5 MHz	1712.5 ~ 1777.5	BPSK	0.393	25.94	0.413	26.16
		QPSK	0.409	26.12	0.426	26.29
		16QAM	0.195	22.9	0.382	25.82
		64QAM	0.185	22.67	0.243	23.86
		256QAM	0.087	19.4	0.169	22.29
10 MHz	1715 ~ 1775	BPSK	0.385	25.86	0.419	26.22
		QPSK	0.401	26.03	0.432	26.35
		16QAM	0.197	22.95	0.386	25.87
		64QAM	0.188	22.74	0.247	23.92
		256QAM	0.089	19.47	0.172	22.36
15 MHz	1717.5 ~ 1772.5	BPSK	0.394	25.96	0.426	26.29
		QPSK	0.404	26.06	0.439	26.42
		16QAM	0.195	22.91	0.392	25.93
		64QAM	0.188	22.74	0.25	23.98
		256QAM	0.090	19.55	0.173	22.39
20 MHz	1720.0 ~ 1770.0	BPSK	0.388	25.89	0.425	26.28
		QPSK	0.407	26.1	0.438	26.41
		16QAM	0.198	22.97	0.392	25.93
		64QAM	0.187	22.73	0.25	23.98
		256QAM	0.087	19.38	0.174	22.41
25 MHz	1722.5 ~ 1767.5	BPSK	0.394	25.95	0.432	26.35
		QPSK	0.406	26.08	0.444	26.47
		16QAM	0.199	22.99	0.397	25.99
		64QAM	0.190	22.78	0.254	24.04
		256QAM	0.090	19.52	0.176	22.46
30 MHz	1725 ~ 1765	BPSK	0.388	25.89	0.434	26.37
		QPSK	0.404	26.06	0.444	26.47
		16QAM	0.194	22.87	0.396	25.98
		64QAM	0.185	22.67	0.254	24.05
		256QAM	0.089	19.49	0.176	22.46
40 MHz	1730 ~ 1760	BPSK	0.390	25.91	0.439	26.42
		QPSK	0.421	26.24	0.450	26.53
		16QAM	0.199	22.98	0.402	26.04
		64QAM	0.189	22.77	0.257	24.10
		256QAM	0.089	19.49	0.178	22.51

Bandwidth	TX Frequency Range (MHz)	Modulation	Emission Designator
5 MHz	1712.5 ~ 1777.5	BPSK	4M47G7D
		QPSK	4M47G7D
		16QAM	4M46D7W
		64QAM	4M47D7W
		256QAM	4M47D7W
10 MHz	1715 ~ 1775	BPSK	9M23G7D
		QPSK	9M28G7D
		16QAM	9M26D7W
		64QAM	9M27D7W
		256QAM	9M28D7W
15 MHz	1717.5 ~ 1772.5	BPSK	14M0G7D
		QPSK	14M1G7D
		16QAM	14M1D7W
		64QAM	14M1D7W
		256QAM	14M1D7W
20 MHz	1720.0 ~ 1770.0	BPSK	18M8G7D
		QPSK	18M9G7D
		16QAM	18M9D7W
		64QAM	18M9D7W
		256QAM	18M9D7W
25 MHz	1722.5 ~ 1767.5	BPSK	23M5G7D
		QPSK	23M7G7D
		16QAM	23M7D7W
		64QAM	23M7D7W
		256QAM	23M7D7W
30 MHz	1725 ~ 1765	BPSK	28M5G7D
		QPSK	28M5G7D
		16QAM	28M5D7W
		64QAM	28M6D7W
		256QAM	28M6D7W
40 MHz	1730 ~ 1760	BPSK	38M5G7D
		QPSK	38M5G7D
		16QAM	38M5D7W
		64QAM	38M5D7W
		256QAM	38M5D7W

NR n77 SCS 30 kHz (3.45 GHz ~ 3.55 GHz)

Bandwidth	TX Frequency Range (MHz)	Modulation	1TX		MIMO	
			Max. EIRP (W)	Max. EIRP (dBm)	Max. EIRP (W)	Max. EIRP (dBm)
10 MHz	3455.01 ~ 3544.98	BPSK	0.387	25.88	0.774	28.89
		QPSK	0.473	26.75	0.828	29.18
		16QAM	0.237	23.75	0.526	27.21
		64QAM	0.166	22.2	0.344	25.37
		256QAM	0.068	18.3	0.15	21.77
15 MHz	3457.5 ~ 3542.49	BPSK	0.432	26.35	0.782	28.93
		QPSK	0.468	26.7	0.826	29.17
		16QAM	0.258	24.11	0.528	27.23
		64QAM	0.143	21.54	0.342	25.34
		256QAM	0.071	18.53	0.151	21.79
20 MHz	3460.02 ~ 3540	BPSK	0.383	25.83	0.769	28.86
		QPSK	0.466	26.68	0.83	29.19
		16QAM	0.252	24.01	0.527	27.22
		64QAM	0.164	22.16	0.344	25.36
		256QAM	0.071	18.52	0.149	21.72
25 MHz	3462.51 ~ 3537.48	BPSK	0.341	25.33	0.771	28.87
		QPSK	0.470	26.72	0.828	29.18
		16QAM	0.205	23.11	0.528	27.23
		64QAM	0.142	21.52	0.342	25.34
		256QAM	0.073	18.62	0.149	21.73
30 MHz	3465 ~ 3534.99	BPSK	0.394	25.96	0.776	28.90
		QPSK	0.481	26.82	0.836	29.22
		16QAM	0.252	24.02	0.526	27.21
		64QAM	0.139	21.44	0.344	25.36
		256QAM	0.078	18.92	0.15	21.77
40 MHz	3470.01 ~ 3529.98	BPSK	0.387	25.88	0.782	28.93
		QPSK	0.412	26.15	0.83	29.19
		16QAM	0.258	24.11	0.528	27.23
		64QAM	0.160	22.04	0.339	25.30
		256QAM	0.065	18.1	0.15	21.76
50 MHz	3475.02 ~ 3525	BPSK	0.374	25.73	0.767	28.85
		QPSK	0.449	26.52	0.832	29.20
		16QAM	0.208	23.19	0.522	27.18
		64QAM	0.167	22.22	0.34	25.32
		256QAM	0.074	18.71	0.15	21.76
60 MHz	3480 ~ 3519.99	BPSK	0.344	25.36	0.78	28.92
		QPSK	0.476	26.78	0.826	29.17
		16QAM	0.223	23.49	0.521	27.17
		64QAM	0.145	21.6	0.341	25.33
		256QAM	0.067	18.24	0.15	21.77

Bandwidth	TX Frequency Range (MHz)	Modulation	1TX		MIMO	
			Max. EIRP (W)	Max. EIRP (dBm)	Max. EIRP (W)	Max. EIRP (dBm)
70 MHz	3485.01 ~ 3514.98	BPSK	0.413	26.16	0.776	28.90
		QPSK	0.461	26.64	0.832	29.20
		16QAM	0.249	23.97	0.528	27.23
		64QAM	0.167	22.24	0.343	25.35
		256QAM	0.071	18.5	0.15	21.77
80 MHz	3490.02 ~ 3510	BPSK	0.401	26.03	0.769	28.86
		QPSK	0.446	26.49	0.836	29.22
		16QAM	0.184	22.65	0.531	27.25
		64QAM	0.127	21.04	0.342	25.34
		256QAM	0.071	18.52	0.15	21.77
90 MHz	3495 ~ 3504.99	BPSK	0.440	26.43	0.776	28.90
		QPSK	0.481	26.82	0.839	29.24
		16QAM	0.268	24.28	0.531	27.25
		64QAM	0.170	22.3	0.344	25.36
		256QAM	0.070	18.42	0.15	21.75
100 MHz	3500.01	BPSK	0.392	25.93	0.785	28.95
		QPSK	0.481	26.82	0.839	29.24
		16QAM	0.240	23.81	0.532	27.26
		64QAM	0.153	21.84	0.345	25.38
		256QAM	0.070	18.42	0.152	21.81

Bandwidth	TX Frequency Range (MHz)	Modulation	Emission Designator
10 MHz	3455.01 ~ 3544.98	BPSK	8M58G7D
		QPSK	8M56G7D
		16QAM	8M59D7W
		64QAM	8M58D7W
		256QAM	8M58D7W
15 MHz	3457.5 ~ 3542.49	BPSK	13M4G7D
		QPSK	13M6G7D
		16QAM	13M6D7W
		64QAM	13M6D7W
		256QAM	13M5D7W
20 MHz	3460.02 ~ 3540	BPSK	18M0G7D
		QPSK	18M2G7D
		16QAM	18M2D7W
		64QAM	18M2D7W
		256QAM	18M2D7W
25 MHz	3462.51 ~ 3537.48	BPSK	23M1G7D
		QPSK	23M2G7D
		16QAM	23M2D7W
		64QAM	23M2D7W
		256QAM	23M1D7W

Bandwidth	TX Frequency Range (MHz)	Modulation	Emission Designator
30 MHz	3465 ~ 3534.99	BPSK	27M5G7D
		QPSK	27M8G7D
		16QAM	27M8D7W
		64QAM	27M7D7W
		256QAM	27M8D7W
40 MHz	3470.01 ~ 3529.98	BPSK	37M4G7D
		QPSK	37M8G7D
		16QAM	37M7D7W
		64QAM	37M7D7W
		256QAM	37M7D7W
50 MHz	3475.02 ~ 3525	BPSK	46M9G7D
		QPSK	47M4G7D
		16QAM	47M2D7W
		64QAM	47M3D7W
		256QAM	47M4D7W
60 MHz	3480 ~ 3519.99	BPSK	57M9G7D
		QPSK	57M6G7D
		16QAM	57M7D7W
		64QAM	57M7D7W
		256QAM	57M5D7W
70 MHz	3485.01 ~ 3514.98	BPSK	66M6G7D
		QPSK	67M2G7D
		16QAM	67M3D7W
		64QAM	67M2D7W
		256QAM	67M3D7W
80 MHz	3490.02 ~ 3510	BPSK	76M9G7D
		QPSK	77M2G7D
		16QAM	77M2D7W
		64QAM	77M4D7W
		256QAM	77M5D7W
90 MHz	3495 ~ 3504.99	BPSK	86M7G7D
		QPSK	87M2G7D
		16QAM	87M2D7W
		64QAM	87M1D7W
		256QAM	87M2D7W
100 MHz	3500.01	BPSK	96M5G7D
		QPSK	97M2G7D
		16QAM	97M2D7W
		64QAM	97M0D7W
		256QAM	97M2D7W

NR n77 SCS 30 kHz (3.7 GHz ~ 3.98 GHz)

Bandwidth	TX Frequency Range (MHz)	Modulation	1TX		MIMO	
			Max. EIRP (W)	Max. EIRP (dBm)	Max. EIRP (W)	Max. EIRP (dBm)
10 MHz	3705 ~ 3975	BPSK	0.442	26.45	0.822	29.15
		QPSK	0.492	26.92	0.879	29.44
		16QAM	0.274	24.37	0.514	27.11
		64QAM	0.171	22.34	0.303	24.81
		256QAM	0.080	19.05	0.15	21.75
15 MHz	3707.52 ~ 3972.48	BPSK	0.431	26.34	0.828	29.18
		QPSK	0.439	26.42	0.869	29.39
		16QAM	0.240	23.81	0.514	27.11
		64QAM	0.168	22.26	0.301	24.78
		256QAM	0.085	19.27	0.151	21.79
20 MHz	3710.01 ~ 3969.99	BPSK	0.412	26.15	0.836	29.22
		QPSK	0.457	26.6	0.869	29.39
		16QAM	0.285	24.55	0.514	27.11
		64QAM	0.142	21.53	0.303	24.81
		256QAM	0.092	19.66	0.151	21.80
25 MHz	3712.5 ~ 3967.5	BPSK	0.462	26.65	0.828	29.18
		QPSK	0.491	26.91	0.871	29.40
		16QAM	0.232	23.65	0.509	27.07
		64QAM	0.128	21.06	0.303	24.81
		256QAM	0.069	18.39	0.151	21.79
30 MHz	3715.02 ~ 3964.98	BPSK	0.392	25.93	0.83	29.19
		QPSK	0.469	26.71	0.877	29.43
		16QAM	0.229	23.59	0.514	27.11
		64QAM	0.132	21.21	0.306	24.86
		256QAM	0.094	19.75	0.151	21.79
40 MHz	3720 ~ 3960	BPSK	0.455	26.58	0.832	29.20
		QPSK	0.483	26.84	0.875	29.42
		16QAM	0.290	24.63	0.511	27.08
		64QAM	0.160	22.05	0.301	24.79
		256QAM	0.087	19.39	0.151	21.79
50 MHz	3725.01 ~ 3954.99	BPSK	0.444	26.47	0.828	29.18
		QPSK	0.467	26.69	0.873	29.41
		16QAM	0.251	23.99	0.519	27.15
		64QAM	0.170	22.31	0.301	24.78
		256QAM	0.065	18.1	0.15	21.77
60 MHz	3730.02 ~ 3949.98	BPSK	0.433	26.36	0.828	29.18
		QPSK	0.472	26.74	0.873	29.41
		16QAM	0.290	24.62	0.509	27.07
		64QAM	0.147	21.66	0.302	24.80
		256QAM	0.076	18.79	0.151	21.79

Bandwidth	TX Frequency Range (MHz)	Modulation	1TX		MIMO	
			Max. EIRP (W)	Max. EIRP (dBm)	Max. EIRP (W)	Max. EIRP (dBm)
70 MHz	3735 ~ 3945	BPSK	0.462	26.65	0.828	29.18
		QPSK	0.459	26.62	0.873	29.41
		16QAM	0.278	24.44	0.513	27.10
		64QAM	0.157	21.96	0.304	24.83
		256QAM	0.082	19.15	0.15	21.76
80 MHz	3740.01 ~ 3939.99	BPSK	0.422	26.25	0.832	29.20
		QPSK	0.473	26.75	0.879	29.44
		16QAM	0.262	24.19	0.516	27.13
		64QAM	0.149	21.74	0.305	24.84
		256QAM	0.076	18.79	0.151	21.79
90 MHz	3745.02 ~ 3934.98	BPSK	0.384	25.84	0.826	29.17
		QPSK	0.436	26.39	0.873	29.41
		16QAM	0.281	24.49	0.514	27.11
		64QAM	0.126	21.02	0.303	24.82
		256QAM	0.080	19.05	0.149	21.74
100 MHz	3750 ~ 3930	BPSK	0.412	26.15	0.838	29.23
		QPSK	0.439	26.42	0.881	29.45
		16QAM	0.262	24.19	0.52	27.16
		64QAM	0.153	21.86	0.307	24.87
		256QAM	0.085	19.29	0.152	21.82

Bandwidth	TX Frequency Range (MHz)	Modulation	Emission Designator
10 MHz	3705 ~ 3975	BPSK	8M57G7D
		QPSK	8M58G7D
		16QAM	8M59D7W
		64QAM	8M58D7W
		256QAM	8M55D7W
15 MHz	3707.52 ~ 3972.48	BPSK	13M5G7D
		QPSK	13M5G7D
		16QAM	13M5D7W
		64QAM	13M5D7W
		256QAM	13M6D7W
20 MHz	3710.01 ~ 3969.99	BPSK	18M0G7D
		QPSK	18M2G7D
		16QAM	18M2D7W
		64QAM	18M2D7W
		256QAM	18M2D7W
25 MHz	3712.5 ~ 3967.5	BPSK	23M0G7D
		QPSK	23M1G7D
		16QAM	23M1D7W
		64QAM	23M2D7W
		256QAM	23M1D7W

Bandwidth	TX Frequency Range (MHz)	Modulation	Emission Designator
30 MHz	3715.02 ~ 3964.98	BPSK	27M6G7D
		QPSK	27M9G7D
		16QAM	27M7D7W
		64QAM	27M8D7W
		256QAM	27M8D7W
40 MHz	3720 ~ 3960	BPSK	37M5G7D
		QPSK	37M7G7D
		16QAM	37M7D7W
		64QAM	37M7D7W
		256QAM	37M8D7W
50 MHz	3725.01 ~ 3954.99	BPSK	47M0G7D
		QPSK	47M3G7D
		16QAM	47M4D7W
		64QAM	47M3D7W
		256QAM	47M4D7W
60 MHz	3730.02 ~ 3949.98	BPSK	57M6G7D
		QPSK	57M5G7D
		16QAM	57M7D7W
		64QAM	57M6D7W
		256QAM	57M6D7W
70 MHz	3735 ~ 3945	BPSK	67M0G7D
		QPSK	67M3G7D
		16QAM	67M2D7W
		64QAM	67M3D7W
		256QAM	67M3D7W
80 MHz	3740.01 ~ 3939.99	BPSK	76M9G7D
		QPSK	77M4G7D
		16QAM	77M3D7W
		64QAM	77M1D7W
		256QAM	77M2D7W
90 MHz	3745.02 ~ 3934.98	BPSK	86M7G7D
		QPSK	87M3G7D
		16QAM	87M3D7W
		64QAM	87M2D7W
		256QAM	87M4D7W
100 MHz	3750 ~ 3930	BPSK	96M7G7D
		QPSK	97M3G7D
		16QAM	97M3D7W
		64QAM	97M2D7W
		256QAM	97M1D7W

2. The EUT uses following accessories.

Adapter	
Brand	verizon
Model	1A105-1235
Input Power	105-125 Vac, 60Hz, 1.2A
Output Power	12.0Vdc, 3.5A, 42.0W
DC Output Cable	1.8meter unshielded cable, w/o ferrite core

Battery	
Brand	Atemitech
Model	XC46BE224T-F100
Power Rating	7.2Vdc, 9800mAh (70.56Wh)

3. The EUT supports the following ENDC configuration.

	5G FR1			ENDC
	Band	SCS	Bandwidth (MHz)	
5GNR	n2	15 kHz	5/10/15/20/25/30/35/40	B5, B13, B66
	n5	15 kHz	5/10/15/20	B2, B48, B66
	n66	15 kHz	5/10/15/20/25/30/40	B2, B5, B13
	n77 (3.45 GHz ~ 3.55 GHz)	30 kHz	10/15/20/25/30/40/50/60/70/80/90/100	B2, B5, B13, B66
	n77 (3.7 GHz ~ 3.98 GHz)	30 kHz	10/15/20/25/30/40/50/60/70/80/90/100	B2, B5, B13, B66

*This EUT support SA mode and NSA mode, after verification, SA mode was the worst case and chosen for final test.

4. The above EUT information is declared by manufacturer and for more detailed features description, please refers to the manufacturer's specifications or user's manual.

3.2 Antenna Description of EUT

1. The antenna information is listed as below.

Antenna NO.	TX/RX	Antenna Net Gain(dBi)	Frequency range	Antenna Type	Connector Type
Ant.1	TX1/RX	2.86	FDD B2/n2: 1850 -1910 MHz	Dipole	SMA
	TX1/RX	2.77	FDD B5/n5: 824-849 MHz		
	TX0/RX	3.35	FDD B13: 777-787 MHz		
	TX0/RX	0.57	TDD B48/n48: 3550-3700 MHz		
	TX1/RX	2.54	FDD B66/n66: 1710-1780 MHz		
	TX0/RX	0.57	TDD n77: 3300-4200 MHz		
Ant.2	RX	2.82	FDD B2/n2: 1850 -1910 MHz	Dipole	SMA
		1.84	FDD B5/n5: 824-849 MHz		
		2.59	FDD B13: 777-787 MHz		
		0.91	TDD B48/n48: 3550-3700 MHz		
		2.83	FDD B66/n66: 1710-1780 MHz		
		0.91	TDD n77: 3300-4200 MHz		
Ant.3	RX	2.93	FDD B2/n2: 1850 -1910 MHz	Dipole	SMA
		2.7	FDD B5/n5: 824-849 MHz		
		2.18	FDD B13: 777-787 MHz		
		-0.13	TDD B48/n48: 3550-3700 MHz		
		3.08	FDD B66/n66: 1710-1780 MHz		
		0.78	TDD n77: 3300-4200 MHz		
Ant.4	TX0/RX	3.52	FDD B2/n2: 1850 -1910 MHz	Dipole	SMA
	TX0/RX	3.92	FDD B5/n5: 824-849 MHz		
	RX	4.23	FDD B13: 777-787 MHz		
	TX1/RX	0.33	TDD B48/n48: 3550-3700 MHz		
	TX0/RX	2.9	FDD B66/n66: 1710-1780 MHz		
	TX1/RX	0.74	TDD n77: 3300-4200 MHz		

*During SISO mode, FDD Band2/n2, FDD Band5/n5 & FDD Band66/n66 were fixed on Ant.4 and FDD Band13, TDD Band48/n48 & TDD n77 were fixed on Ant.1.

*For MIMO mode:

1. FDD:n2/n66 & TDD: n48/n77 were fixed on Ant.1 + Ant.4.
2. The MIMO mode signal was uncorrelated signal.
3. Regarding EIRP calculation that we will use the maximum antenna gain/frequency band as calculation parameters. Directional gain = 10 log[($10^{G1/10}$ + $10^{G2/10}$ + ... + $10^{GN/10}$)/2] dBi.

*The above Antenna information is declared by manufacturer and for more detailed features description, please refer to the manufacturer's specifications, the laboratory shall not be held responsible.

3.3 Test Mode Applicability and Tested Channel Detail

Pre-Scan:	1. For Unwanted Emission (below 1GHz) items: Battery/ POE/ AC Adapter. Pre-scan these modes and find the worst case as a representative test condition. 2. Pre-Scan has been conducted to determine the worst-case from all possible combinations of TX/RX condition, channel, bandwidth, modulation and RB mode. See below table(s) for details.
Worst Case:	1. For Unwanted Emission (below 1GHz) items worst condition: AC Adapter, frequency stability items worst condition: Battery and others test item the worst condition: AC Adapter. 2. EUT only operate on the specific X-axis for tested.

3.3.1 NR n2 SCS 15 kHz

Test Item	Tx/Rx condition	Tested Channel	Channel Bandwidth	Modulation	Mode
Equivalent Isotropically Radiated Power	2Tx	370500(1852.50 MHz) 376000(1880.00 MHz) 381500(1907.50 MHz)	5 MHz	BPSK / QPSK / 16QAM / 64QAM / 256QAM	1 RB Half RB Full RB
		371000(1855.00 MHz) 376000(1880.00 MHz) 381000(1905.00 MHz)	10 MHz	BPSK / QPSK / 16QAM / 64QAM / 256QAM	1 RB Half RB Full RB
		371500(1857.50 MHz) 376000(1880.00 MHz) 380500(1902.50 MHz)	15 MHz	BPSK / QPSK / 16QAM / 64QAM / 256QAM	1 RB Half RB Full RB
		372000(1860.00 MHz) 376000(1880.00 MHz) 380000(1900.00 MHz)	20 MHz	BPSK / QPSK / 16QAM / 64QAM / 256QAM	1 RB Half RB Full RB
		372500(1862.50 MHz) 376000(1880.00 MHz) 379500(1897.50 MHz)	25 MHz	BPSK / QPSK / 16QAM / 64QAM / 256QAM	1 RB Half RB Full RB
		373000(1865.00 MHz) 376000(1880.00 MHz) 379000(1895.00 MHz)	30 MHz	BPSK / QPSK / 16QAM / 64QAM / 256QAM	1 RB Half RB Full RB
		373500(1867.50 MHz) 376000(1880.00 MHz) 378500(1892.50 MHz)	35 MHz	BPSK / QPSK / 16QAM / 64QAM / 256QAM	1 RB Half RB Full RB
		374000(1870.00 MHz) 376000(1880.00 MHz) 378000(1890.00 MHz)	40 MHz	BPSK / QPSK / 16QAM / 64QAM / 256QAM	1 RB Half RB Full RB
Modulation Characteristics	1Tx	376000(1880.00 MHz)	40 MHz	BPSK / QPSK / 16QAM / 64QAM / 256QAM	Full RB

Test Item	Tx/Rx condition	Tested Channel	Channel Bandwidth	Modulation	Mode
Peak to Average Ratio	2Tx	370500(1852.50 MHz) 376000(1880.00 MHz) 381500(1907.50 MHz)	5 MHz	BPSK / QPSK / 16QAM / 64QAM / 256QAM	1 RB
		371000(1855.00 MHz) 376000(1880.00 MHz) 381000(1905.00 MHz)	10 MHz	BPSK / QPSK / 16QAM / 64QAM / 256QAM	1 RB
		371500(1857.50 MHz) 376000(1880.00 MHz) 380500(1902.50 MHz)	15 MHz	BPSK / QPSK / 16QAM / 64QAM / 256QAM	1 RB
		372000(1860.00 MHz) 376000(1880.00 MHz) 380000(1900.00 MHz)	20 MHz	BPSK / QPSK / 16QAM / 64QAM / 256QAM	1 RB
		372500(1862.50 MHz) 376000(1880.00 MHz) 379500(1897.50 MHz)	25 MHz	BPSK / QPSK / 16QAM / 64QAM / 256QAM	1 RB
		373000(1865.00 MHz) 376000(1880.00 MHz) 379000(1895.00 MHz)	30 MHz	BPSK / QPSK / 16QAM / 64QAM / 256QAM	1 RB
		373500(1867.50 MHz) 376000(1880.00 MHz) 378500(1892.50 MHz)	35 MHz	BPSK / QPSK / 16QAM / 64QAM / 256QAM	1 RB
		374000(1870.00 MHz) 376000(1880.00 MHz) 378000(1890.00 MHz)	40 MHz	BPSK / QPSK / 16QAM / 64QAM / 256QAM	1 RB
Bandwidth	2Tx	370500(1852.50 MHz) 376000(1880.00 MHz) 381500(1907.50 MHz)	5 MHz	BPSK / QPSK / 16QAM / 64QAM / 256QAM	Full RB
		371000(1855.00 MHz) 376000(1880.00 MHz) 381000(1905.00 MHz)	10 MHz	BPSK / QPSK / 16QAM / 64QAM / 256QAM	Full RB
		371500(1857.50 MHz) 376000(1880.00 MHz) 380500(1902.50 MHz)	15 MHz	BPSK / QPSK / 16QAM / 64QAM / 256QAM	Full RB
		372000(1860.00 MHz) 376000(1880.00 MHz) 380000(1900.00 MHz)	20 MHz	BPSK / QPSK / 16QAM / 64QAM / 256QAM	Full RB
		372500(1862.50 MHz) 376000(1880.00 MHz) 379500(1897.50 MHz)	25 MHz	BPSK / QPSK / 16QAM / 64QAM / 256QAM	Full RB

Test Item	Tx/Rx condition	Tested Channel	Channel Bandwidth	Modulation	Mode
Bandwidth	2Tx	373000(1865.00 MHz) 376000(1880.00 MHz) 379000(1895.00 MHz)	30 MHz	BPSK / QPSK / 16QAM / 64QAM / 256QAM	Full RB
		373500(1867.50 MHz) 376000(1880.00 MHz) 378500(1892.50 MHz)	35 MHz	BPSK / QPSK / 16QAM / 64QAM / 256QAM	Full RB
		374000(1870.00 MHz) 376000(1880.00 MHz) 378000(1890.00 MHz)	40 MHz	BPSK / QPSK / 16QAM / 64QAM / 256QAM	Full RB
Conducted Spurious Emissions	2Tx	370500(1852.50 MHz) 376000(1880.00 MHz) 381500(1907.50 MHz)	5 MHz	QPSK	1 RB Full RB
		371000(1855.00 MHz) 376000(1880.00 MHz) 381000(1905.00 MHz)	10 MHz	QPSK	1 RB Full RB
		371500(1857.50 MHz) 376000(1880.00 MHz) 380500(1902.50 MHz)	15 MHz	QPSK	1 RB Full RB
		372000(1860.00 MHz) 376000(1880.00 MHz) 380000(1900.00 MHz)	20 MHz	QPSK	1 RB Full RB
		372500(1862.50 MHz) 376000(1880.00 MHz) 379500(1897.50 MHz)	25 MHz	QPSK	1 RB Full RB
		373000(1865.00 MHz) 376000(1880.00 MHz) 379000(1895.00 MHz)	30 MHz	QPSK	1 RB Full RB
		373500(1867.50 MHz) 376000(1880.00 MHz) 378500(1892.50 MHz)	35 MHz	QPSK	1 RB Full RB
		374000(1870.00 MHz) 376000(1880.00 MHz) 378000(1890.00 MHz)	40 MHz	QPSK	1 RB Full RB
Radiated Spurious Emissions below 1GHz	2Tx	374000(1870.00 MHz)	40 MHz	QPSK	1 RB
Radiated Spurious Emissions above 1GHz	2Tx	370500(1852.50 MHz) 376000(1880.00 MHz) 381500(1907.50 MHz)	5 MHz	QPSK	1 RB
		372000(1860.00 MHz) 376000(1880.00 MHz) 380000(1900.00 MHz)	20 MHz	QPSK	1 RB
		374000(1870.00 MHz) 376000(1880.00 MHz) 378000(1890.00 MHz)	40 MHz	QPSK	1 RB

Test Item	Tx/Rx condition	Tested Channel	Channel Bandwidth	Modulation	Mode
Frequency Stability (Frequency range: 1850 MHz to 1910 MHz)	1Tx	370500(1852.50 MHz) 381500(1907.50 MHz)	5 MHz	QPSK	Full RB
		371000(1855.00 MHz) 381000(1905.00 MHz)	10 MHz	QPSK	Full RB
		371500(1857.50 MHz) 380500(1902.50 MHz)	15 MHz	QPSK	Full RB
		372000(1860.00 MHz) 380000(1900.00 MHz)	20 MHz	QPSK	Full RB
		372500(1862.50 MHz) 379500(1897.50 MHz)	25 MHz	QPSK	Full RB
		373000(1865.00 MHz) 379000(1895.00 MHz)	30 MHz	QPSK	Full RB
		373500(1867.50 MHz) 378500(1892.50 MHz)	35 MHz	QPSK	Full RB
		374000(1870.00 MHz) 378000(1890.00 MHz)	40 MHz	QPSK	Full RB

3.3.2 NR n5 SCS 15 kHz

Test Item	Tx/Rx condition	Tested Channel	Channel Bandwidth	Modulation	Mode
Effective Radiated Power	1Tx	165300(826.50 MHz) 167300(836.50 MHz) 169300(846.50 MHz)	5 MHz	BPSK / QPSK / 16QAM / 64QAM / 256QAM	1 RB Half RB Full RB
		165800(829.00 MHz) 167300(836.50 MHz) 168800(844.00 MHz)	10 MHz	BPSK / QPSK / 16QAM / 64QAM / 256QAM	1 RB Half RB Full RB
		166300(831.50 MHz) 167300(836.50 MHz) 168300(841.50 MHz)	15 MHz	BPSK / QPSK / 16QAM / 64QAM / 256QAM	1 RB Half RB Full RB
		166800(834.00 MHz) 167300(836.50 MHz) 167800(839.00 MHz)	20 MHz	BPSK / QPSK / 16QAM / 64QAM / 256QAM	1 RB Half RB Full RB
Modulation Characteristics	1Tx	167300(836.50 MHz)	20 MHz	BPSK / QPSK / 16QAM / 64QAM / 256QAM	Full RB
Peak to Average Ratio	1Tx	165300(826.50 MHz) 167300(836.50 MHz) 169300(846.50 MHz)	5 MHz	BPSK / QPSK / 16QAM / 64QAM / 256QAM	1 RB
		165800(829.00 MHz) 167300(836.50 MHz) 168800(844.00 MHz)	10 MHz	BPSK / QPSK / 16QAM / 64QAM / 256QAM	1 RB
		166300(831.50 MHz) 167300(836.50 MHz) 168300(841.50 MHz)	15 MHz	BPSK / QPSK / 16QAM / 64QAM / 256QAM	1 RB
		166800(834.00 MHz) 167300(836.50 MHz) 167800(839.00 MHz)	20 MHz	BPSK / QPSK / 16QAM / 64QAM / 256QAM	1 RB
Bandwidth	1Tx	165300(826.50 MHz) 167300(836.50 MHz) 169300(846.50 MHz)	5 MHz	BPSK / QPSK / 16QAM / 64QAM / 256QAM	Full RB
		165800(829.00 MHz) 167300(836.50 MHz) 168800(844.00 MHz)	10 MHz	BPSK / QPSK / 16QAM / 64QAM / 256QAM	Full RB
		166300(831.50 MHz) 167300(836.50 MHz) 168300(841.50 MHz)	15 MHz	BPSK / QPSK / 16QAM / 64QAM / 256QAM	Full RB
		166800(834.00 MHz) 167300(836.50 MHz) 167800(839.00 MHz)	20 MHz	BPSK / QPSK / 16QAM / 64QAM / 256QAM	Full RB

Test Item	Tx/Rx condition	Tested Channel	Channel Bandwidth	Modulation	Mode
Conducted Spurious Emissions	1Tx	165300(826.50 MHz) 167300(836.50 MHz) 169300(846.50 MHz)	5 MHz	QPSK	1 RB Full RB
		165800(829.00 MHz) 167300(836.50 MHz) 168800(844.00 MHz)	10 MHz	QPSK	1 RB Full RB
		166300(831.50 MHz) 167300(836.50 MHz) 168300(841.50 MHz)	15 MHz	QPSK	1 RB Full RB
		166800(834.00 MHz) 167300(836.50 MHz) 167800(839.00 MHz)	20 MHz	QPSK	1 RB Full RB
Radiated Spurious Emissions below 1GHz	1Tx	167800(839.00 MHz)	20 MHz	QPSK	1 RB
Radiated Spurious Emissions above 1GHz	1Tx	165300(826.50 MHz) 167300(836.50 MHz) 169300(846.50 MHz)	5 MHz	QPSK	1 RB
		166800(834.00 MHz) 167300(836.50 MHz) 167800(839.00 MHz)	20 MHz	QPSK	1 RB
Frequency Stability (Frequency range: 824 MHz to 849 MHz)	1Tx	165300(826.50 MHz) 169300(846.50 MHz)	5 MHz	QPSK	Full RB
		165800(829.00 MHz) 168800(844.00 MHz)	10 MHz	QPSK	Full RB
		166300(831.50 MHz) 168300(841.50 MHz)	15 MHz	QPSK	Full RB
		166800(834.00 MHz) 167800(839.00 MHz)	20 MHz	QPSK	Full RB

3.3.3 NR n66 SCS 15 kHz

Test Item	Tx/Rx condition	Tested Channel	Channel Bandwidth	Modulation	Mode
Equivalent Isotropically Radiated Power	1Tx, 2Tx	342500(1712.50 MHz) 349000(1745.00 MHz) 355500(1777.50 MHz)	5 MHz	BPSK / QPSK / 16QAM / 64QAM / 256QAM	1 RB Half RB Full RB
		343000(1715.00 MHz) 349000(1745.00 MHz) 355000(1775.00 MHz)	10 MHz	BPSK / QPSK / 16QAM / 64QAM / 256QAM	1 RB Half RB Full RB
		343500(1717.50 MHz) 349000(1745.00 MHz) 354500(1772.50 MHz)	15 MHz	BPSK / QPSK / 16QAM / 64QAM / 256QAM	1 RB Half RB Full RB
		344000(1720.00 MHz) 349000(1745.00 MHz) 354000(1770.00 MHz)	20 MHz	BPSK / QPSK / 16QAM / 64QAM / 256QAM	1 RB Half RB Full RB
		344500(1722.50 MHz) 349000(1745.00 MHz) 353500(1767.50 MHz)	25 MHz	BPSK / QPSK / 16QAM / 64QAM / 256QAM	1 RB Half RB Full RB
		345000(1725.00 MHz) 349000(1745.00 MHz) 353000(1765.00 MHz)	30 MHz	BPSK / QPSK / 16QAM / 64QAM / 256QAM	1 RB Half RB Full RB
		345500(1727.50 MHz) 349000(1745.00 MHz) 352500(1762.50 MHz)	35 MHz	BPSK / QPSK / 16QAM / 64QAM / 256QAM	1 RB Half RB Full RB
		346000(1730.00 MHz) 349000(1745.00 MHz) 352000(1760.00 MHz)	40 MHz	BPSK / QPSK / 16QAM / 64QAM / 256QAM	1 RB Half RB Full RB
Modulation Characteristics	1Tx	349000(1745.00 MHz)	40 MHz	BPSK / QPSK / 16QAM / 64QAM / 256QAM	Full RB
Peak to Average Ratio	2Tx	342500(1712.50 MHz) 349000(1745.00 MHz) 355500(1777.50 MHz)	5 MHz	BPSK / QPSK / 16QAM / 64QAM / 256QAM	1 RB
		343000(1715.00 MHz) 349000(1745.00 MHz) 355000(1775.00 MHz)	10 MHz	BPSK / QPSK / 16QAM / 64QAM / 256QAM	1 RB
		343500(1717.50 MHz) 349000(1745.00 MHz) 354500(1772.50 MHz)	15 MHz	BPSK / QPSK / 16QAM / 64QAM / 256QAM	1 RB
		344000(1720.00 MHz) 349000(1745.00 MHz) 354000(1770.00 MHz)	20 MHz	BPSK / QPSK / 16QAM / 64QAM / 256QAM	1 RB

Test Item	Tx/Rx condition	Tested Channel	Channel Bandwidth	Modulation	Mode
Peak to Average Ratio	2Tx	344500(1722.50 MHz) 349000(1745.00 MHz) 353500(1767.50 MHz)	25 MHz	BPSK / QPSK / 16QAM / 64QAM / 256QAM	1 RB
		345000(1725.00 MHz) 349000(1745.00 MHz) 353000(1765.00 MHz)	30 MHz	BPSK / QPSK / 16QAM / 64QAM / 256QAM	1 RB
		346000(1730.00 MHz) 349000(1745.00 MHz) 352000(1760.00 MHz)	40 MHz	BPSK / QPSK / 16QAM / 64QAM / 256QAM	1 RB
Bandwidth	2Tx	342500(1712.50 MHz) 349000(1745.00 MHz) 355500(1777.50 MHz)	5 MHz	BPSK / QPSK / 16QAM / 64QAM / 256QAM	Full RB
		343000(1715.00 MHz) 349000(1745.00 MHz) 355000(1775.00 MHz)	10 MHz	BPSK / QPSK / 16QAM / 64QAM / 256QAM	Full RB
		343500(1717.50 MHz) 349000(1745.00 MHz) 354500(1772.50 MHz)	15 MHz	BPSK / QPSK / 16QAM / 64QAM / 256QAM	Full RB
		344000(1720.00 MHz) 349000(1745.00 MHz) 354000(1770.00 MHz)	20 MHz	BPSK / QPSK / 16QAM / 64QAM / 256QAM	Full RB
		344500(1722.50 MHz) 349000(1745.00 MHz) 353500(1767.50 MHz)	25 MHz	BPSK / QPSK / 16QAM / 64QAM / 256QAM	Full RB
		345000(1725.00 MHz) 349000(1745.00 MHz) 353000(1765.00 MHz)	30 MHz	BPSK / QPSK / 16QAM / 64QAM / 256QAM	Full RB
		346000(1730.00 MHz) 349000(1745.00 MHz) 352000(1760.00 MHz)	40 MHz	BPSK / QPSK / 16QAM / 64QAM / 256QAM	Full RB
Conducted Spurious Emissions	1Tx, 2Tx	342500(1712.50 MHz) 349000(1745.00 MHz) 355500(1777.50 MHz)	5 MHz	QPSK	1 RB Full RB
		343000(1715.00 MHz) 349000(1745.00 MHz) 355000(1775.00 MHz)	10 MHz	QPSK	1 RB Full RB
		343500(1717.50 MHz) 349000(1745.00 MHz) 354500(1772.50 MHz)	15 MHz	QPSK	1 RB Full RB
		344000(1720.00 MHz) 349000(1745.00 MHz) 354000(1770.00 MHz)	20 MHz	QPSK	1 RB Full RB

Test Item	Tx/Rx condition	Tested Channel	Channel Bandwidth	Modulation	Mode
Conducted Spurious Emissions	2Tx	344500(1722.50 MHz) 349000(1745.00 MHz) 353500(1767.50 MHz)	25 MHz	QPSK	1 RB Full RB
		345000(1725.00 MHz) 349000(1745.00 MHz) 353000(1765.00 MHz)	30 MHz	QPSK	1 RB Full RB
		346000(1730.00 MHz) 349000(1745.00 MHz) 352000(1760.00 MHz)	40 MHz	QPSK	1 RB Full RB
Radiated Spurious Emissions below 1GHz	2TX	344000(1720.00 MHz)	20 MHz	QPSK	1 RB
Radiated Spurious Emissions above 1GHz	2Tx	342500(1712.50 MHz) 349000(1745.00 MHz) 355500(1777.50 MHz)	5 MHz	QPSK	1 RB
		344000(1720.00 MHz) 349000(1745.00 MHz) 354000(1770.00 MHz)	20 MHz	QPSK	1 RB
		346000(1730.00 MHz) 349000(1745.00 MHz) 352000(1760.00 MHz)	40 MHz	QPSK	1 RB
Frequency Stability (Frequency range: 1710 MHz to 1780 MHz)	1Tx	342500(1712.50 MHz) 355500(1777.50 MHz)	5 MHz	QPSK	Full RB
		343000(1715.00 MHz) 355000(1775.00 MHz)	10 MHz	QPSK	Full RB
		343500(1717.50 MHz) 354500(1772.50 MHz)	15 MHz	QPSK	Full RB
		344000(1720.00 MHz) 354000(1770.00 MHz)	20 MHz	QPSK	Full RB
		344500(1722.50 MHz) 353500(1767.50 MHz)	25 MHz	QPSK	Full RB
		345000(1725.00 MHz) 353000(1765.00 MHz)	30 MHz	QPSK	Full RB
		346000(1730.00 MHz) 352000(1760.00 MHz)	40 MHz	QPSK	Full RB

3.3.4 NR n77 SCS 30 kHz (3.45 GHz ~ 3.55 GHz)

Test Item	Tx/Rx condition	Tested Channel	Channel Bandwidth	Modulation	Mode
Equivalent Isotropically Radiated Power	1Tx, 2Tx	630334(3455.01 MHz) 633334(3500.01 MHz) 636332(3544.98 MHz)	10 MHz	BPSK* / QPSK / 16QAM / 64QAM / 256QAM	1 RB Half RB Full RB
		630500(3457.50 MHz) 633334(3500.01 MHz) 636166(3542.49 MHz)	15 MHz	BPSK* / QPSK / 16QAM / 64QAM / 256QAM	1 RB Half RB Full RB
		630668(3460.02 MHz) 633334(3500.01 MHz) 636000(3540.00 MHz)	20 MHz	BPSK* / QPSK / 16QAM / 64QAM / 256QAM	1 RB Half RB Full RB
		630834(3462.51 MHz) 633334(3500.01 MHz) 635832(3537.48 MHz)	25 MHz	BPSK* / QPSK / 16QAM / 64QAM / 256QAM	1 RB Half RB Full RB
		631000(3465.00 MHz) 633334(3500.01 MHz) 635666(3534.99 MHz)	30 MHz	BPSK* / QPSK / 16QAM / 64QAM / 256QAM	1 RB Half RB Full RB
		631334(3470.01 MHz) 633334(3500.01 MHz) 635332(3529.98 MHz)	40 MHz	BPSK* / QPSK / 16QAM / 64QAM / 256QAM	1 RB Half RB Full RB
		631668(3475.02 MHz) 633334(3500.01 MHz) 635000(3525.00 MHz)	50 MHz	BPSK* / QPSK / 16QAM / 64QAM / 256QAM	1 RB Half RB Full RB
		632000(3480.00 MHz) 633334(3500.01 MHz) 634666(3519.99 MHz)	60 MHz	BPSK* / QPSK / 16QAM / 64QAM / 256QAM	1 RB Half RB Full RB
		632334(3485.01 MHz) 633334(3500.01 MHz) 634332(3514.98 MHz)	70 MHz	BPSK* / QPSK / 16QAM / 64QAM / 256QAM	1 RB Half RB Full RB
		632668(3490.02 MHz) 633334(3500.01 MHz) 634000(3510.00 MHz)	80 MHz	BPSK* / QPSK / 16QAM / 64QAM / 256QAM	1 RB Half RB Full RB
		633000(3495.00 MHz) 633334(3500.01 MHz) 633666(3504.99 MHz)	90 MHz	BPSK* / QPSK / 16QAM / 64QAM / 256QAM	1 RB Half RB Full RB
		633334(3500.01 MHz)	100 MHz	BPSK* / QPSK / 16QAM / 64QAM / 256QAM	1 RB Half RB Full RB
Modulation Characteristics	1Tx	633334(3500.01 MHz)	100 MHz	BPSK* / QPSK / 16QAM / 64QAM / 256QAM	Full RB

Test Item	Tx/Rx condition	Tested Channel	Channel Bandwidth	Modulation	Mode
Peak to Average Ratio	2Tx	630334(3455.01 MHz) 633334(3500.01 MHz) 636332(3544.98 MHz)	10 MHz	BPSK* / QPSK / 16QAM / 64QAM / 256QAM	1 RB
		630500(3457.50 MHz) 633334(3500.01 MHz) 636166(3542.49 MHz)	15 MHz	BPSK* / QPSK / 16QAM / 64QAM / 256QAM	1 RB
		630668(3460.02 MHz) 633334(3500.01 MHz) 636000(3540.00 MHz)	20 MHz	BPSK* / QPSK / 16QAM / 64QAM / 256QAM	1 RB
		630834(3462.51 MHz) 633334(3500.01 MHz) 635832(3537.48 MHz)	25 MHz	BPSK* / QPSK / 16QAM / 64QAM / 256QAM	1 RB
		631000(3465.00 MHz) 633334(3500.01 MHz) 635666(3534.99 MHz)	30 MHz	BPSK* / QPSK / 16QAM / 64QAM / 256QAM	1 RB
		631334(3470.01 MHz) 633334(3500.01 MHz) 635332(3529.98 MHz)	40 MHz	BPSK* / QPSK / 16QAM / 64QAM / 256QAM	1 RB
		631668(3475.02 MHz) 633334(3500.01 MHz) 635000(3525.00 MHz)	50 MHz	BPSK* / QPSK / 16QAM / 64QAM / 256QAM	1 RB
		632000(3480.00 MHz) 633334(3500.01 MHz) 634666(3519.99 MHz)	60 MHz	BPSK* / QPSK / 16QAM / 64QAM / 256QAM	1 RB
		632334(3485.01 MHz) 633334(3500.01 MHz) 634332(3514.98 MHz)	70 MHz	BPSK* / QPSK / 16QAM / 64QAM / 256QAM	1 RB
		632668(3490.02 MHz) 633334(3500.01 MHz) 634000(3510.00 MHz)	80 MHz	BPSK* / QPSK / 16QAM / 64QAM / 256QAM	1 RB
		633000(3495.00 MHz) 633334(3500.01 MHz) 633666(3504.99 MHz)	90 MHz	BPSK* / QPSK / 16QAM / 64QAM / 256QAM	1 RB
		633334(3500.01 MHz)	100 MHz	BPSK* / QPSK / 16QAM / 64QAM / 256QAM	1 RB

Test Item	Tx/Rx condition	Tested Channel	Channel Bandwidth	Modulation	Mode
Bandwidth	2Tx	630334(3455.01 MHz) 633334(3500.01 MHz) 636332(3544.98 MHz)	10 MHz	BPSK* / QPSK / 16QAM / 64QAM / 256QAM	Full RB
		630500(3457.50 MHz) 633334(3500.01 MHz) 636166(3542.49 MHz)	15 MHz	BPSK* / QPSK / 16QAM / 64QAM / 256QAM	Full RB
		630668(3460.02 MHz) 633334(3500.01 MHz) 636000(3540.00 MHz)	20 MHz	BPSK* / QPSK / 16QAM / 64QAM / 256QAM	Full RB
		630834(3462.51 MHz) 633334(3500.01 MHz) 635832(3537.48 MHz)	25 MHz	BPSK* / QPSK / 16QAM / 64QAM / 256QAM	Full RB
		631000(3465.00 MHz) 633334(3500.01 MHz) 635666(3534.99 MHz)	30 MHz	BPSK* / QPSK / 16QAM / 64QAM / 256QAM	Full RB
		631334(3470.01 MHz) 633334(3500.01 MHz) 635332(3529.98 MHz)	40 MHz	BPSK* / QPSK / 16QAM / 64QAM / 256QAM	Full RB
		631668(3475.02 MHz) 633334(3500.01 MHz) 635000(3525.00 MHz)	50 MHz	BPSK* / QPSK / 16QAM / 64QAM / 256QAM	Full RB
		632000(3480.00 MHz) 633334(3500.01 MHz) 634666(3519.99 MHz)	60 MHz	BPSK* / QPSK / 16QAM / 64QAM / 256QAM	Full RB
		632334(3485.01 MHz) 633334(3500.01 MHz) 634332(3514.98 MHz)	70 MHz	BPSK* / QPSK / 16QAM / 64QAM / 256QAM	Full RB
		632668(3490.02 MHz) 633334(3500.01 MHz) 634000(3510.00 MHz)	80 MHz	BPSK* / QPSK / 16QAM / 64QAM / 256QAM	Full RB
		633000(3495.00 MHz) 633334(3500.01 MHz) 633666(3504.99 MHz)	90 MHz	BPSK* / QPSK / 16QAM / 64QAM / 256QAM	Full RB
		633334(3500.01 MHz)	100 MHz	BPSK* / QPSK / 16QAM / 64QAM / 256QAM	Full RB

Test Item	Tx/Rx condition	Tested Channel	Channel Bandwidth	Modulation	Mode
Conducted Spurious Emissions	2Tx	630334(3455.01 MHz) 633334(3500.01 MHz) 636332(3544.98 MHz)	10 MHz	QPSK	1 RB Full RB
		630500(3457.50 MHz) 633334(3500.01 MHz) 636166(3542.49 MHz)	15 MHz	QPSK	1 RB Full RB
		630668(3460.02 MHz) 633334(3500.01 MHz) 636000(3540.00 MHz)	20 MHz	QPSK	1 RB Full RB
		630834(3462.51 MHz) 633334(3500.01 MHz) 635832(3537.48 MHz)	25 MHz	QPSK	1 RB Full RB
		631000(3465.00 MHz) 633334(3500.01 MHz) 635666(3534.99 MHz)	30 MHz	QPSK	1 RB Full RB
		631334(3470.01 MHz) 633334(3500.01 MHz) 635332(3529.98 MHz)	40 MHz	QPSK	1 RB Full RB
		631668(3475.02 MHz) 633334(3500.01 MHz) 635000(3525.00 MHz)	50 MHz	QPSK	1 RB Full RB
		632000(3480.00 MHz) 633334(3500.01 MHz) 634666(3519.99 MHz)	60 MHz	QPSK	1 RB Full RB
		632334(3485.01 MHz) 633334(3500.01 MHz) 634332(3514.98 MHz)	70 MHz	QPSK	1 RB Full RB
		632668(3490.02 MHz) 633334(3500.01 MHz) 634000(3510.00 MHz)	80 MHz	QPSK	1 RB Full RB
		633000(3495.00 MHz) 633334(3500.01 MHz) 633666(3504.99 MHz)	90 MHz	QPSK	1 RB Full RB
		633334(3500.01 MHz)	100 MHz	QPSK	1 RB Full RB
Radiated Spurious Emissions below 1GHz	2TX	633334(3500.01 MHz)	10 MHz	QPSK	1 RB
Radiated Spurious Emissions above 1GHz	2Tx	630334(3455.01 MHz) 633334(3500.01 MHz) 636332(3544.98 MHz)	10 MHz	QPSK	1 RB
		631668(3475.02 MHz) 633334(3500.01 MHz) 635000(3525.00 MHz)	50 MHz	QPSK	1 RB
		633334(3500.01 MHz)	100 MHz	QPSK	1 RB

Test Item	Tx/Rx condition	Tested Channel	Channel Bandwidth	Modulation	Mode
Frequency Stability (Frequency range: 3450 MHz-3550 MHz)	1Tx	630334(3455.01 MHz) 636332(3544.98 MHz)	10 MHz	QPSK	Full RB
		630500(3457.50 MHz) 636166(3542.49 MHz)	15 MHz	QPSK	Full RB
		630668(3460.02 MHz) 636000(3540.00 MHz)	20 MHz	QPSK	Full RB
		630834(3462.51 MHz) 635832(3537.48 MHz)	25 MHz	QPSK	Full RB
		631000(3465.00 MHz) 635666(3534.99 MHz)	30 MHz	QPSK	Full RB
		631334(3470.01 MHz) 635332(3529.98 MHz)	40 MHz	QPSK	Full RB
		631668(3475.02 MHz) 635000(3525.00 MHz)	50 MHz	QPSK	Full RB
		632000(3480.00 MHz) 634666(3519.99 MHz)	60 MHz	QPSK	Full RB
		632334(3485.01 MHz) 634332(3514.98 MHz)	70 MHz	QPSK	Full RB
		632668(3490.02 MHz) 634000(3510.00 MHz)	80 MHz	QPSK	Full RB
		633000(3495.00 MHz) 633666(3504.99 MHz)	90 MHz	QPSK	Full RB
		633334(3500.01 MHz)	100 MHz	QPSK	Full RB

3.3.5 NR n77 SCS 30 kHz (3.7 GHz ~ 3.98 GHz)

Test Item	Tx/Rx condition	Tested Channel	Channel Bandwidth	Modulation	Mode
Equivalent Isotropically Radiated Power	1Tx, 2Tx	647000(3705.00 MHz) 656000(3840.00 MHz) 665000(3975.00 MHz)	10 MHz	BPSK* / QPSK / 16QAM / 64QAM / 256QAM	1 RB Half RB Full RB
		647168(3707.52 MHz) 656000(3840.00 MHz) 664832(3972.48 MHz)	15 MHz	BPSK* / QPSK / 16QAM / 64QAM / 256QAM	1 RB Half RB Full RB
		647334(3710.01 MHz) 656000(3840.00 MHz) 664666(3969.99 MHz)	20 MHz	BPSK* / QPSK / 16QAM / 64QAM / 256QAM	1 RB Half RB Full RB
		647500(3712.50 MHz) 656000(3840.00 MHz) 664500(3967.50 MHz)	25 MHz	BPSK* / QPSK / 16QAM / 64QAM / 256QAM	1 RB Half RB Full RB
		647668(3715.02 MHz) 656000(3840.00 MHz) 664332(3964.98 MHz)	30 MHz	BPSK* / QPSK / 16QAM / 64QAM / 256QAM	1 RB Half RB Full RB
		648000(3720.00 MHz) 656000(3840.00 MHz) 664000(3960.00 MHz)	40 MHz	BPSK* / QPSK / 16QAM / 64QAM / 256QAM	1 RB Half RB Full RB
		648334(3725.01 MHz) 656000(3840.00 MHz) 663666(3954.99 MHz)	50 MHz	BPSK* / QPSK / 16QAM / 64QAM / 256QAM	1 RB Half RB Full RB
		648668(3730.02 MHz) 656000(3840.00 MHz) 663332(3949.98 MHz)	60 MHz	BPSK* / QPSK / 16QAM / 64QAM / 256QAM	1 RB Half RB Full RB
		649000(3735.00 MHz) 656000(3840.00 MHz) 663000(3945.00 MHz)	70 MHz	BPSK* / QPSK / 16QAM / 64QAM / 256QAM	1 RB Half RB Full RB
		649334(3740.01 MHz) 656000(3840.00 MHz) 662666(3939.99 MHz)	80 MHz	BPSK* / QPSK / 16QAM / 64QAM / 256QAM	1 RB Half RB Full RB
		649668(3745.02 MHz) 656000(3840.00 MHz) 662332(3934.98 MHz)	90 MHz	BPSK* / QPSK / 16QAM / 64QAM / 256QAM	1 RB Half RB Full RB
		650000(3750.00 MHz) 656000(3840.00 MHz) 662000(3930.00 MHz)	100 MHz	BPSK* / QPSK / 16QAM / 64QAM / 256QAM	1 RB Half RB Full RB
Modulation Characteristics	1Tx	656000(3840.00 MHz)	100 MHz	BPSK* / QPSK / 16QAM / 64QAM / 256QAM	Full RB

Test Item	Tx/Rx condition	Tested Channel	Channel Bandwidth	Modulation	Mode
Peak to Average Ratio	2Tx	647000(3705.00 MHz) 656000(3840.00 MHz) 665000(3975.00 MHz)	10 MHz	BPSK* / QPSK / 16QAM / 64QAM / 256QAM	1 RB
		647168(3707.52 MHz) 656000(3840.00 MHz) 664832(3972.48 MHz)	15 MHz	BPSK* / QPSK / 16QAM / 64QAM / 256QAM	1 RB
		647334(3710.01 MHz) 656000(3840.00 MHz) 664666(3969.99 MHz)	20 MHz	BPSK* / QPSK / 16QAM / 64QAM / 256QAM	1 RB
		647500(3712.50 MHz) 656000(3840.00 MHz) 664500(3967.50 MHz)	25 MHz	BPSK* / QPSK / 16QAM / 64QAM / 256QAM	1 RB
		647668(3715.02 MHz) 656000(3840.00 MHz) 664332(3964.98 MHz)	30 MHz	BPSK* / QPSK / 16QAM / 64QAM / 256QAM	1 RB
		648000(3720.00 MHz) 656000(3840.00 MHz) 664000(3960.00 MHz)	40 MHz	BPSK* / QPSK / 16QAM / 64QAM / 256QAM	1 RB
		648334(3725.01 MHz) 656000(3840.00 MHz) 663666(3954.99 MHz)	50 MHz	BPSK* / QPSK / 16QAM / 64QAM / 256QAM	1 RB
		648668(3730.02 MHz) 656000(3840.00 MHz) 663332(3949.98 MHz)	60 MHz	BPSK* / QPSK / 16QAM / 64QAM / 256QAM	1 RB
		649000(3735.00 MHz) 656000(3840.00 MHz) 663000(3945.00 MHz)	70 MHz	BPSK* / QPSK / 16QAM / 64QAM / 256QAM	1 RB
		649334(3740.01 MHz) 656000(3840.00 MHz) 662666(3939.99 MHz)	80 MHz	BPSK* / QPSK / 16QAM / 64QAM / 256QAM	1 RB
		649668(3745.02 MHz) 656000(3840.00 MHz) 662332(3934.98 MHz)	90 MHz	BPSK* / QPSK / 16QAM / 64QAM / 256QAM	1 RB
		650000(3750.00 MHz) 656000(3840.00 MHz) 662000(3930.00 MHz)	100 MHz	BPSK* / QPSK / 16QAM / 64QAM / 256QAM	1 RB

Test Item	Tx/Rx condition	Tested Channel	Channel Bandwidth	Modulation	Mode
Bandwidth	2Tx	647000(3705.00 MHz) 656000(3840.00 MHz) 665000(3975.00 MHz)	10 MHz	BPSK* / QPSK / 16QAM / 64QAM / 256QAM	Full RB
		647168(3707.52 MHz) 656000(3840.00 MHz) 664832(3972.48 MHz)	15 MHz	BPSK* / QPSK / 16QAM / 64QAM / 256QAM	Full RB
		647334(3710.01 MHz) 656000(3840.00 MHz) 664666(3969.99 MHz)	20 MHz	BPSK* / QPSK / 16QAM / 64QAM / 256QAM	Full RB
		647500(3712.50 MHz) 656000(3840.00 MHz) 664500(3967.50 MHz)	25 MHz	BPSK* / QPSK / 16QAM / 64QAM / 256QAM	Full RB
		647668(3715.02 MHz) 656000(3840.00 MHz) 664332(3964.98 MHz)	30 MHz	BPSK* / QPSK / 16QAM / 64QAM / 256QAM	Full RB
		648000(3720.00 MHz) 656000(3840.00 MHz) 664000(3960.00 MHz)	40 MHz	BPSK* / QPSK / 16QAM / 64QAM / 256QAM	Full RB
		648334(3725.01 MHz) 656000(3840.00 MHz) 663666(3954.99 MHz)	50 MHz	BPSK* / QPSK / 16QAM / 64QAM / 256QAM	Full RB
		648668(3730.02 MHz) 656000(3840.00 MHz) 663332(3949.98 MHz)	60 MHz	BPSK* / QPSK / 16QAM / 64QAM / 256QAM	Full RB
		649000(3735.00 MHz) 656000(3840.00 MHz) 663000(3945.00 MHz)	70 MHz	BPSK* / QPSK / 16QAM / 64QAM / 256QAM	Full RB
		649334(3740.01 MHz) 656000(3840.00 MHz) 662666(3939.99 MHz)	80 MHz	BPSK* / QPSK / 16QAM / 64QAM / 256QAM	Full RB
		649668(3745.02 MHz) 656000(3840.00 MHz) 662332(3934.98 MHz)	90 MHz	BPSK* / QPSK / 16QAM / 64QAM / 256QAM	Full RB
		650000(3750.00 MHz) 656000(3840.00 MHz) 662000(3930.00 MHz)	100 MHz	BPSK* / QPSK / 16QAM / 64QAM / 256QAM	Full RB

Test Item	Tx/Rx condition	Tested Channel	Channel Bandwidth	Modulation	Mode
Conducted Spurious Emissions	2Tx	647000(3705.00 MHz) 656000(3840.00 MHz) 665000(3975.00 MHz)	10 MHz	QPSK	1 RB Full RB
		647168(3707.52 MHz) 656000(3840.00 MHz) 664832(3972.48 MHz)	15 MHz	QPSK	1 RB Full RB
		647334(3710.01 MHz) 656000(3840.00 MHz) 664666(3969.99 MHz)	20 MHz	QPSK	1 RB Full RB
		647500(3712.50 MHz) 656000(3840.00 MHz) 664500(3967.50 MHz)	25 MHz	QPSK	1 RB Full RB
		647668(3715.02 MHz) 656000(3840.00 MHz) 664332(3964.98 MHz)	30 MHz	QPSK	1 RB Full RB
		648000(3720.00 MHz) 656000(3840.00 MHz) 664000(3960.00 MHz)	40 MHz	QPSK	1 RB Full RB
		648334(3725.01 MHz) 656000(3840.00 MHz) 663666(3954.99 MHz)	50 MHz	QPSK	1 RB Full RB
		648668(3730.02 MHz) 656000(3840.00 MHz) 663332(3949.98 MHz)	60 MHz	QPSK	1 RB Full RB
		649000(3735.00 MHz) 656000(3840.00 MHz) 663000(3945.00 MHz)	70 MHz	QPSK	1 RB Full RB
		649334(3740.01 MHz) 656000(3840.00 MHz) 662666(3939.99 MHz)	80 MHz	QPSK	1 RB Full RB
		649668(3745.02 MHz) 656000(3840.00 MHz) 662332(3934.98 MHz)	90 MHz	QPSK	1 RB Full RB
		650000(3750.00 MHz) 656000(3840.00 MHz) 662000(3930.00 MHz)	100 MHz	QPSK	1 RB Full RB
Radiated Spurious Emissions below 1GHz	2TX	662000(3930.00 MHz)	100 MHz	QPSK	1 RB
Radiated Spurious Emissions above 1GHz	2Tx	647000(3705.00 MHz) 656000(3840.00 MHz) 665000(3975.00 MHz)	10 MHz	QPSK	1 RB
		648334(3725.01 MHz) 656000(3840.00 MHz) 663666(3954.99 MHz)	50 MHz	QPSK	1 RB
		650000(3750.00 MHz) 656000(3840.00 MHz) 662000(3930.00 MHz)	100 MHz	QPSK	1 RB

Test Item	Tx/Rx condition	Tested Channel	Channel Bandwidth	Modulation	Mode
Frequency Stability (Frequency range: 3700 MHz-3980 MHz)	1Tx	647000(3705.00 MHz) 665000(3975.00 MHz)	10 MHz	QPSK	Full RB
		647168(3707.52 MHz) 664832(3972.48 MHz)	15 MHz	QPSK	Full RB
		647334(3710.01 MHz) 664666(3969.99 MHz)	20 MHz	QPSK	Full RB
		647500(3712.50 MHz) 664500(3967.50 MHz)	25 MHz	QPSK	Full RB
		647668(3715.02 MHz) 664332(3964.98 MHz)	30 MHz	QPSK	Full RB
		648000(3720.00 MHz) 664000(3960.00 MHz)	40 MHz	QPSK	Full RB
		648334(3725.01 MHz) 663666(3954.99 MHz)	50 MHz	QPSK	Full RB
		648668(3730.02 MHz) 663332(3949.98 MHz)	60 MHz	QPSK	Full RB
		649000(3735.00 MHz) 663000(3945.00 MHz)	70 MHz	QPSK	Full RB
		649334(3740.01 MHz) 662666(3939.99 MHz)	80 MHz	QPSK	Full RB
		649668(3745.02 MHz) 662332(3934.98 MHz)	90 MHz	QPSK	Full RB
		650000(3750.00 MHz) 662000(3930.00 MHz)	100 MHz	QPSK	Full RB

3.4 Test Program Used and Operation Descriptions

There is no need to controlling software during the test, and the EUT can be paired with the Radio Communication Analyzer to test the connection when it is powered on.

3.5 Connection Diagram of EUT and Peripheral Devices

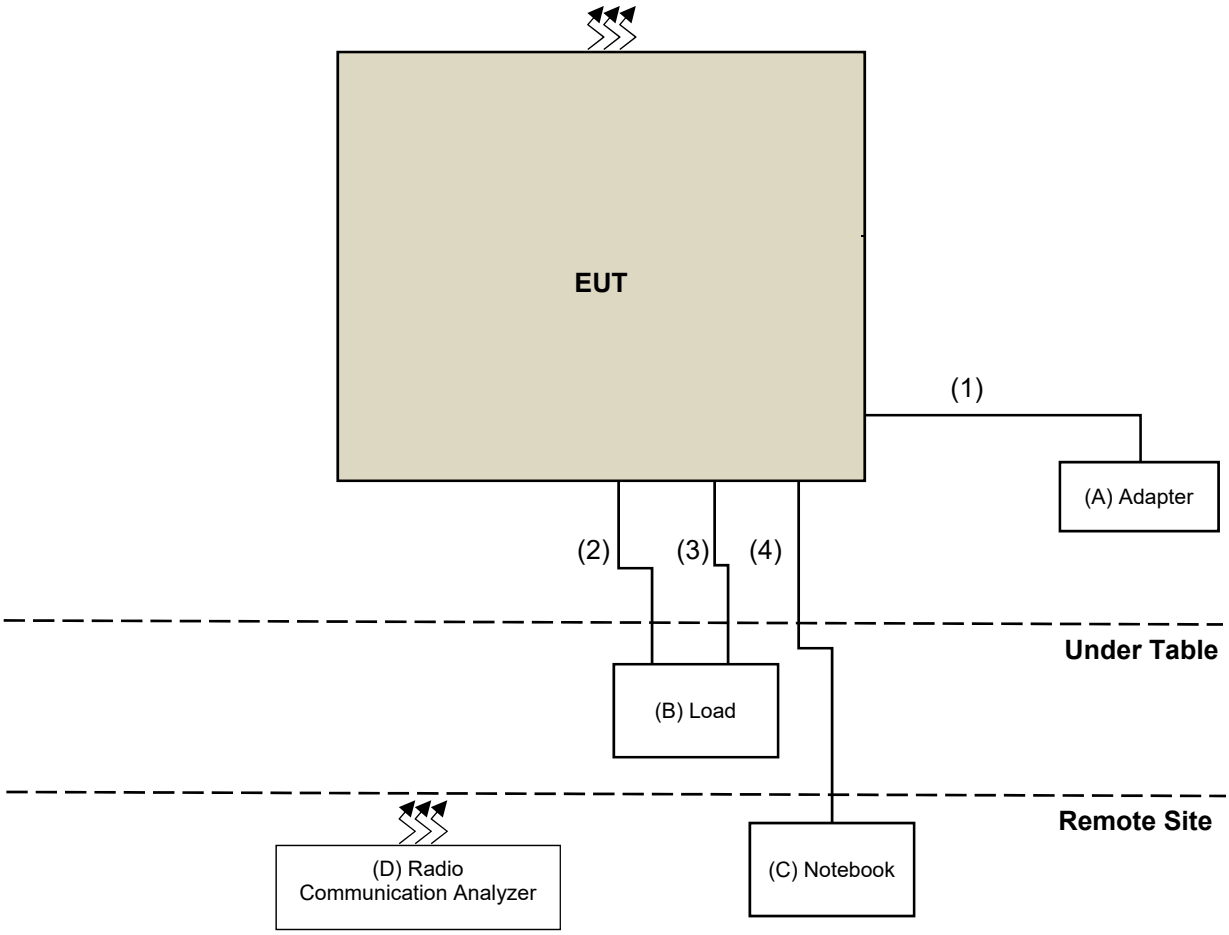

3.6 Configuration of Peripheral Devices and Cable Connections

ID	Product	Brand	Model No.	Serial No.	FCC ID	Remarks
A	Adapter	verizon	1A105-1235	N/A	N/A	Supplied by applicant
B	Load	NA	NA	N/A	N/A	Provided by Lab
C	Notebook	Lenovo	20J4 MD A003TW	N/A	N/A	Provided by Lab
D	Radio Communication Analyzer	Anritsu	MT8000A	6272278596	NA	Provided by Lab

ID	Cable Descriptions	Qty.	Length (m)	Shielding (Yes/No)	Cores (Qty.)	Remarks
1	DC Output Cable	1	1.8	No	0	Supplied by applicant
2	LAN cable	1	1.5	No	0	Provided by Lab
3	LAN cable	1	1.5	No	0	Provided by Lab
4	LAN cable	1	10	No	0	Provided by Lab

4 Test Instruments

The calibration interval of the all test instruments are 12 months and the calibrations are traceable to NML/ROC and NIST/USA.

4.1 Effective Radiated Power and Equivalent Isotropically Radiated Power

Description Manufacturer	Model No.	Serial No.	Calibrated Date	Calibrated Until
PXA Signal Analyzer Keysight	N9030B	MY57140938	2024/3/20	2025/3/19
Software BV	ADT_RF Test Software V7.6.5.4	N/A	N/A	N/A
UXM 5G Wireless Test Platform Keysight	E7515B	MY60102115	2024/5/26	2025/5/25

Notes:

1. The test was performed in Oven room.
2. Tested Date: 2024/10/15 ~ 2024/11/5

4.2 Modulation Characteristics

Refer to section 4.1 to get the tested date and information of the instruments.

4.3 Peak to Average Ratio

Refer to section 4.1 to get the tested date and information of the instruments.

4.4 Bandwidth

Refer to section 4.1 to get the tested date and information of the instruments.

4.5 Conducted Spurious Emissions

Refer to section 4.1 to get the tested date and information of the instruments.

4.6 Radiated Spurious Emissions below 1GHz

Description Manufacturer	Model No.	Serial No.	Calibrated Date	Calibrated Until
Antenna Tower KaiTuo	N/A	N/A	N/A	N/A
Antenna Tower Controller KaiTuo	KT-2000	N/A	N/A	N/A
Bi_Log Antenna Schwarzbeck	VULB 9168	9168-995	2024/10/9	2025/10/8
Loop Antenna TESEQ	HLA 6121	45745	2024/8/21	2025/8/20
MXE EMI Receiver Agilent	N9038A	MY52260177	2024/9/19	2025/9/18
Preamplifier EMCI	EMC330N	980783	2024/1/15	2025/1/14
	EMC001340	980201	2024/9/24	2025/9/23
PXA Signal Analyzer Keysight	N9030B	MY57140488	2024/3/6	2025/3/5
RF Coaxial Cable EMCI	EMCCFD400-NM-NM-500	201245	2024/1/15	2025/1/14
	EMCCFD400-NM-NM-3000	201250	2024/1/15	2025/1/14
	EMCCFD400-NM-NM-9000	201252(with PAD)	2024/1/15	2025/1/14
Software BV ADT	ADT_Radiated_ V7.6.15.9.5	N/A	N/A	N/A
Turn Table Max-Full	MFT-151SS-0.5T	N/A	N/A	N/A
Turn Table Controller Max-Full	MF-7802BS	MF780208675	N/A	N/A

Notes:

1. The test was performed in WM - 966 chamber 7.
2. Tested Date: 2024/11/3

4.7 Radiated Spurious Emissions above 1GHz

Description Manufacturer	Model No.	Serial No.	Calibrated Date	Calibrated Until
Antenna Tower KaiTuo	N/A	N/A	N/A	N/A
Antenna Tower Controller KaiTuo	KT-2000	N/A	N/A	N/A
Horn Antenna RFSPIN	DRH18-E	210104A18E	2023/11/12	2024/11/11
Horn Antenna Schwarzbeck	BBHA 9170	9170-1048	2023/11/12	2024/11/11
MXE EMI Receiver Agilent	N9038A	MY52260177	2024/9/19	2025/9/18
Preamplifier EMCI	EMC118A45SE	980810	2023/12/28	2024/12/27
	EMC184045SE	980787	2024/1/15	2025/1/14
PXA Signal Analyzer Keysight	N9030B	MY57140488	2024/3/6	2025/3/5
RF Coaxial Cable EMCI	EMC101G-KM-KM-2000	201254	2024/1/15	2025/1/14
	EMC101G-KM-KM-3000	201258	2024/1/15	2025/1/14
	EMC101G-KM-KM-5000	201261	2024/1/15	2025/1/14
	EMC104-SM-SM-1000	210101	2024/1/15	2025/1/14
	EMC104-SM-SM-3000	201242	2024/1/15	2025/1/14
	EMC104-SM-SM-9000	201230	2024/1/15	2025/1/14
Software BV ADT	ADT_Radiated_ V7.6.15.9.5	N/A	N/A	N/A
Turn Table Max-Full	MFT-151SS-0.5T	N/A	N/A	N/A
Turn Table Controller Max-Full	MF-7802BS	MF780208675	N/A	N/A

Notes:

1. The test was performed in WM - 966 chamber 7.
2. Tested Date: 2024/10/24 ~ 2024/11/6

4.8 Frequency Stability

Description Manufacturer	Model No.	Serial No.	Calibrated Date	Calibrated Until
3-channel DC power supply JIN YIH Technology	ODP3033	ODP30332128138	N/A	N/A
Digital Multimeter Fluke	8050A	4660081	2024/6/14	2025/6/13
PXA Signal Analyzer Keysight	N9030B	MY57140938	2024/3/20	2025/3/19
Software BV	ADT_RF Test Software V7.6.5.4	N/A	N/A	N/A
Temperature & Humidity Chamber Terchy	HRM-120RF	931022	2023/12/19	2024/12/18
UXM 5G Wireless Test Platform Keysight	E7515B	MY60102115	2024/5/26	2025/5/25

Notes:

1. The test was performed in Oven room.
2. Tested Date: 2024/11/4

5 Limits of Test Items

5.1 Effective Radiated Power and Equivalent Isotropically Radiated Power

For NR n5 SCS 15 kHz:

The ERP of mobile transmitters and auxiliary test transmitters must not exceed 7 watts.

For NR n2 SCS 15 kHz:

Mobile and portable stations are limited to 2 watts EIRP.

For NR n66 SCS 15 kHz:

Fixed, mobile, and portable (hand-held) stations operating in the 1710-1755 MHz band and mobile and portable stations operating in the 1695-1710 MHz and 1755-1780 MHz bands are limited to 1 watt EIRP.

For NR n77 SCS 30 kHz (3.7 GHz ~ 3.98 GHz):

Mobile and portable stations are limited to 1 Watt EIRP.

For NR n77 SCS 30 kHz (3.45 GHz ~ 3.55 GHz):

Mobile devices are limited to 1Watt (30 dBm) EIRP.

5.2 Modulation Characteristics

A curve or equivalent data which shows that the equipment will meet the modulation requirements of the rules under which the equipment is to be licensed.

5.3 Peak to Average Ratio

In measuring transmissions in this band using an average power technique, the peak to-average ratio (PAR) of the transmission may not exceed 13 dB.

5.4 Bandwidth

According to FCC 47 CFR part 2.1049, the occupied bandwidth, that is the frequency bandwidth such that, below its lower and above its upper frequency limits, the mean powers radiated are each equal to 0.5% of the total mean power radiated by a given emission.

5.5 Conducted Spurious Emissions

For NR n2 SCS 15 kHz, NR n5 SCS 15 kHz:

The power of any emission outside of the authorized operating frequency ranges must be attenuated below the transmitting power (P) by a factor of at least 43 + 10 log(P) dB. The emission limit equal to –13 dBm.

For NR n66 SCS 15 kHz:

According to FCC 47 CFR part 27.53(h), for operations in the 1695-1710 MHz, 1710-1755 MHz, 1755-1780 MHz, 1915-1920 MHz, 1995-2000 MHz, 2000-2020 MHz, 2110-2155 MHz, 2155-2180 MHz, and 2180-2200 MHz bands, the power of any emission outside a licensee's frequency block shall be attenuated below the transmitter power (P) in watts by at least 43 + 10 log (P) dB. However, in the 1 megahertz bands immediately outside and adjacent to the licensee's frequency block, a resolution bandwidth of at least one percent of the emission bandwidth of the fundamental emission of the transmitter may be employed.

For NR n77 SCS 30 kHz (3.7 GHz ~ 3.98 GHz):

According to FCC 47 CFR part 27.53(l), for mobile operations in the 3700-3980 MHz band, the conducted power of any emission outside the licensee's authorized bandwidth shall not exceed −13 dBm/MHz. Compliance with this paragraph (l)(2) is based on the use of measurement instrumentation employing a resolution bandwidth of 1 megahertz or greater. However, in the 1 megahertz bands immediately outside and adjacent to the licensee's frequency block, the minimum resolution bandwidth for the measurement shall be either one percent of the emission bandwidth of the fundamental emission of the transmitter or 350 kHz. In the bands between 1 and 5 MHz removed from the licensee's frequency block, the minimum resolution bandwidth for the measurement shall be 500 kHz.

For NR n77 SCS 30 kHz (3.45 GHz ~ 3.55 GHz):

According to FCC 47 CFR part 27.53(n), for operations in the 3450-3550 MHz band, the conducted power of any emission outside the licensee's authorized bandwidth shall not exceed −13 dBm/MHz. Compliance with this paragraph (n)(2) is based on the use of measurement instrumentation employing a resolution bandwidth of 1 megahertz or greater. However, in the 1 megahertz bands immediately outside and adjacent to the licensee's frequency block, a resolution bandwidth of at least one percent of the emission bandwidth of the fundamental emission of the transmitter may be employed, but limited to a maximum of 200 kHz. In the bands between 1 and 5 MHz removed from the licensee's frequency block, the minimum resolution bandwidth for the measurement shall be 500 kHz.

Note: This device can be impelement MIMO function, so the limit of emission mask / conducted emissions needs to be reduced by 10*log(NumbersAnt) according to FCC KDB 662911 D01 guidance.

5.6 Radiated Spurious Emissions below 1GHz

For NR n2 SCS 15 kHz, NR n5 SCS 15 kHz:

The power of any emission outside of the authorized operating frequency ranges must be attenuated below the transmitting power (P) by a factor of at least 43 + 10 log(P) dB. The emission limit equal to –13 dBm.

For NR n66 SCS 15 kHz:

According to FCC 47 CFR part 27.53(h), for operations in the 1695-1710 MHz, 1710-1755 MHz, 1755-1780 MHz bands, the power of any emission outside a licensee's frequency block shall be attenuated below the transmitter power (P) in watts by at least 43 + 10 log (P) dB. The limit of emission is equal to -13 dBm.

For NR n77 SCS 30 kHz (3.7 GHz ~ 3.98 GHz):

According to FCC 47 CFR part 27.53(l), for mobile operations in the 3700-3980 MHz band, the conducted power of any emission outside the licensee's authorized bandwidth shall not exceed −13 dBm/MHz.

For NR n77 SCS 30 kHz (3.45 GHz ~ 3.55 GHz):

According to FCC 47 CFR part 27.53(n), for operations in the 3450-3550 MHz band, the conducted power of any emission outside the licensee's authorized bandwidth shall not exceed −13 dBm/MHz.

5.7 Radiated Spurious Emissions above 1GHz

For NR n2 SCS 15 kHz, NR n5 SCS 15 kHz:

The power of any emission outside of the authorized operating frequency ranges must be attenuated below the transmitting power (P) by a factor of at least 43 + 10 log(P) dB. The emission limit equal to –13 dBm.

For NR n66 SCS 15 kHz:

According to FCC 47 CFR part 27.53(h), for operations in the 1695-1710 MHz, 1710-1755 MHz, 1755-1780 MHz bands, the power of any emission outside a licensee's frequency block shall be attenuated below the transmitter power (P) in watts by at least 43 + 10 log (P) dB. The limit of emission is equal to -13 dBm.

For NR n77 SCS 30 kHz (3.7 GHz ~ 3.98 GHz):

According to FCC 47 CFR part 27.53(l), for mobile operations in the 3700-3980 MHz band, the conducted power of any emission outside the licensee's authorized bandwidth shall not exceed −13 dBm/MHz.

For NR n77 SCS 30 kHz (3.45 GHz ~ 3.55 GHz):

According to FCC 47 CFR part 27.53(n), for operations in the 3450-3550 MHz band, the conducted power of any emission outside the licensee's authorized bandwidth shall not exceed −13 dBm/MHz.

5.8 Frequency Stability

For NR n5 SCS 15 kHz:

1.5 ppm is for base and fixed station. 2.5 ppm is for mobile station.

For NR n2 SCS 15 kHz, NR n66 SCS 15 kHz, NR n77 SCS 30 kHz (3.45 GHz ~ 3.55 GHz), NR n77 SCS 30 kHz (3.7 GHz ~ 3.98 GHz):

The frequency stability shall be sufficient to ensure that the fundamental emissions stay within the authorized bands of operation (authorized frequency block).

6 Test Arrangements

6.1 Effective Radiated Power and Equivalent Isotropically Radiated Power

6.1.1 Test Setup

Conducted Power Measurement:

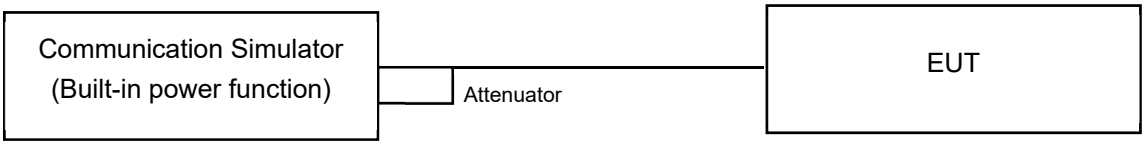

6.1.2 Test Procedure

Conducted Power Measurement:

The EUT is configured by emulator to set data modulation and maximum power using WWAN technology. The average (rms) power measurement was performed on emulator and power value was measured from power function on emulator. Set the EUT to transmit under low, middle and high channel and record the power level shown on simulator.

Maximum EIRP / ERP

The relevant equation for determining the maximum ERP or EIRP from the measured RF output power is given in Equation as follows:

$EIRP = P_{Meas} + G_T$

$ERP = P_{Meas} + G_T - 2.15$

where

ERP or EIRP effective radiated power or equivalent isotropically radiated power, respectively (expressed in the same units as P_{Meas}, e.g., dBm or dBW)

P_{Meas} measured transmitter output power or PSD, in dBm or dBW

G_T gain of the transmitting antenna, in dBd (ERP) or dBi (EIRP)

6.2 Modulation Characteristics

6.2.1 Test Setup

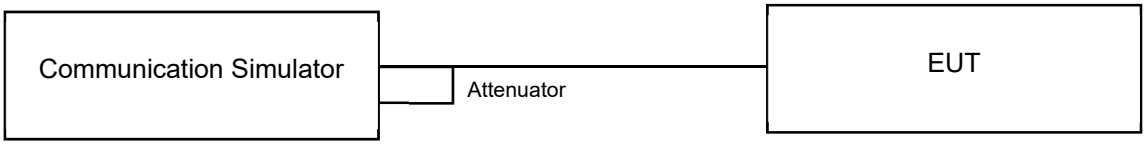

6.2.2 Test Procedure

Connect the EUT to Communication Simulator via the antenna connector, the frequency band is set as EUT supported Modulation and Channels, the EUT output is matched with 50 ohm load, the waveform quality and constellation of the EUT was tested.

6.3 Peak to Average Ratio

6.3.1 Test Setup

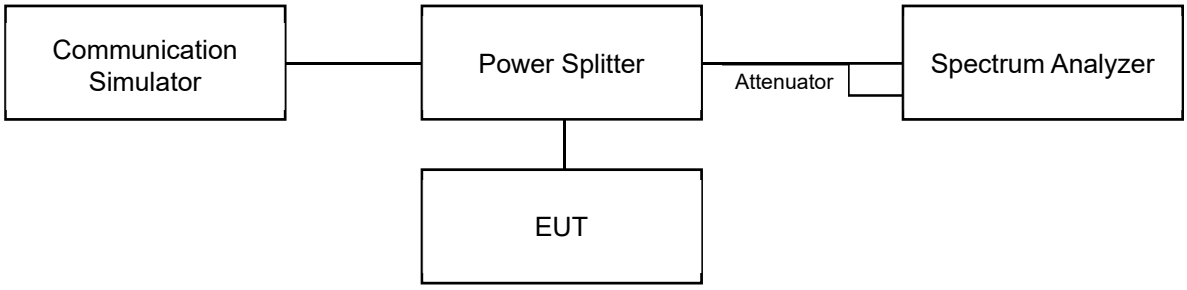

6.3.2 Test Procedure

a. Set resolution/measurement bandwidth ≥ signal's occupied bandwidth;
b. Set the number of counts to a value that stabilizes the measured CCDF curve;
c. Record the maximum PAPR level associated with a probability of 0.1%.

6.4 Bandwidth

6.4.1 Test Setup

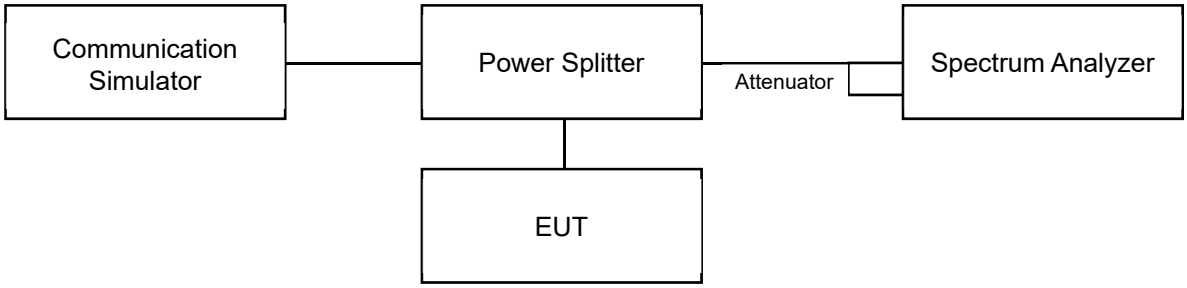

6.4.2 Test Procedure

For the 26 dBc bandwidth measurement method, please refer to section 5.4.3 of ANSI C63.26.

a. The spectrum analyzer center frequency is set to the nominal EUT channel center frequency. The span range for the spectrum analyzer shall be wide enough to see sufficient roll off of the signal to make the measurement.
b. The nominal RBW shall be in the range of 1% to 5% of the anticipated OBW, and the VBW shall be set ≥ 3 × RBW.
c. Set the reference level of the instrument as required to prevent the signal amplitude from exceeding the maximum spectrum analyzer input mixer level for linear operation. See guidance provided in 4.2.3.
d. The dynamic range of the spectrum analyzer at the selected RBW shall be more than 10 dB below the target "−X dB" requirement, i.e., if the requirement calls for measuring the −26 dB OBW, the spectrum analyzer noise floor at the selected RBW shall be at least 36 dB below the reference level.
e. Set spectrum analyzer detection mode to peak, and the trace mode to max hold.
f. Determine the following reference values: Set the EUT to transmit a modulated signal. Allow the trace to stabilize. Set the spectrum analyzer marker to the highest level of the displayed trace (this is the reference value).
g. Determine the "−X dB amplitude" as equal to (Reference Value − X). Alternatively, this calculation can be performed on the spectrum analyzer using the delta-marker measurement function.
h. Place two markers, one at the lowest and the other at the highest frequency of the envelope of the spectral display such that each marker is at or slightly below the "−X dB amplitude" determined in step f). If a marker is below this "−X dB amplitude" value it should be as close as possible to this value. The OBW is the positive frequency difference between the two markers.
i. The OBW shall be reported by providing plot(s) of the measuring instrument display, to include markers depicting the relevant frequency and amplitude information (e.g., marker table). The frequency and amplitude axis and scale shall be clearly labeled. Tabular data may be reported in addition to the plot(s).

For the occupied bandwidth measurement method, please refer to section 5.4.4 of ANSI C63.26.

a. The spectrum analyzer center frequency is set to the nominal EUT channel center frequency. The span range for the spectrum analyzer shall be wide enough to see sufficient roll off of the signal to make the measurement.
b. The nominal RBW shall be in the range of 1% to 5% of the anticipated OBW, and the VBW shall be set ≥ 3 × RBW.
c. Set the reference level of the instrument as required to prevent the signal amplitude from exceeding the maximum spectrum analyzer input mixer level for linear operation. See guidance provided in 4.2.3.
d. The dynamic range of the spectrum analyzer at the selected RBW shall be more than 10 dB below the target "−X dB" requirement, i.e., if the requirement calls for measuring the −26 dB OBW, the spectrum analyzer noise floor at the selected RBW shall be at least 36 dB below the reference level.
e. Set spectrum analyzer detection mode to peak, and the trace mode to max hold.
f. Determine the reference value by either of the following:
g. 1) Set the EUT to transmit a modulated signal. Allow the trace to stabilize. Set the spectrum analyzer marker to the highest level of the displayed trace (this is the reference value).
h. 2) Set the EUT to transmit an unmodulated carrier. Set the spectrum analyzer marker to the level of the carrier.
i. Determine the "−X dB amplitude" as equal to (Reference Value − X). Alternatively, this calculation can be performed on the spectrum analyzer using the delta-marker measurement function.
j. If the reference value was determined using an unmodulated carrier, turn the EUT modulation on, then either clear the existing trace or start a new trace on the spectrum analyzer and allow the new trace to stabilize. Otherwise the trace from step f) shall be used for step i).
k. Place two markers, one at the lowest and the other at the highest frequency of the envelope of the spectral display such that each marker is at or slightly below the "−X dB amplitude" determined in step f). If a marker is below this "−X dB amplitude" value it should be as close as possible to this value. The OBW is the positive frequency difference between the two markers. The spectral envelope can cross the "−X dB amplitude" at multiple points. The lowest or highest frequency shall be selected as the frequencies that are the farthest away from the center frequency at which the spectral envelope crosses the "−X dB amplitude."
l. The OBW shall be reported by providing plot(s) of the measuring instrument display, to include markers depicting the relevant frequency and amplitude information (e.g., marker table). The frequency and amplitude axis and scale shall be clearly labeled. Tabular data may be reported in addition to the plot(s).

6.5 Conducted Spurious Emissions

6.5.1 Test Setup

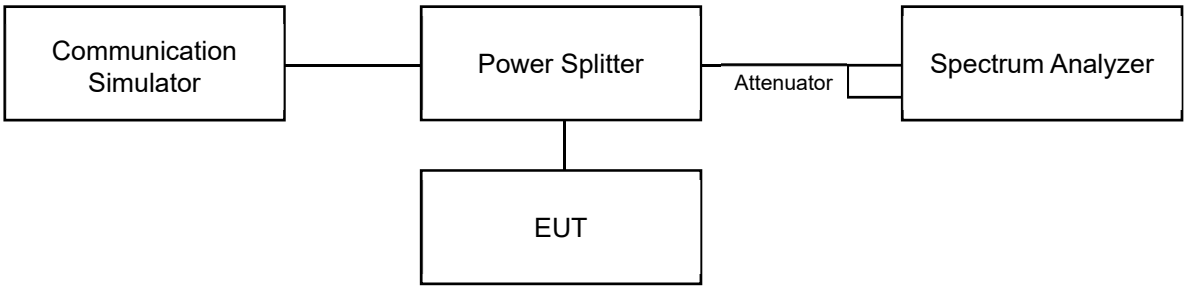

6.5.2 Test Procedure

a. Measurement refer to ANSI C63.26 section 5.7.
b. All measurements were done at 3 channels: low, middle and high operational frequency range.
c. Measuring frequency range is from 9 kHz up to the tenth harmonic of the hightest fundamental frequency or to 40 GHz, whichever is lower. 20 dB attenuation pad is connected with spectrum.
d. The fundamental frequency above 1 GHz, the spectrum set RBW = 1 MHz, VBW = 3 MHz, Detector = Average.
e. The fundamental frequency below 1 GHz, the spectrum set RBW ≥ 100 kHz, VBW ≥ 3 x RBW, Detector = Average.
f. Measuring frequency band edge, narrow RBW (no less than 1% of the OBW) is used for conducted emission measurement.
g. For the emissions measurement method, certain channel BW modes demonstrate compliance by integrating with the smaller RBW allowed by the rule.
For example: Where Reference RBW = 1 MHz and a smaller RBW = 100 kHz is used, worst-case integrated BW power = [Max Measured Value (dBm) with RBW = 100 kHz] + 10* log(1000/100). To compensate for this integration before comparison to the value, the adjusted reference level offset was increase by 10 dB accordingly.
h. The device has MIMO function, so the limit of conducted spurious emissions need to be measurement add 10log(NumbersANT) according to FCC KDB 662911 D01 guidance. Therefore, the 10log(NumbersANT) value is added to the spectrum Ref. level offset during testing.
i. Record the maximum power value test plot.

6.6 Radiated Spurious Emissions below 1GHz

6.6.1 Test Setup

For Radiated emission below 30 MHz

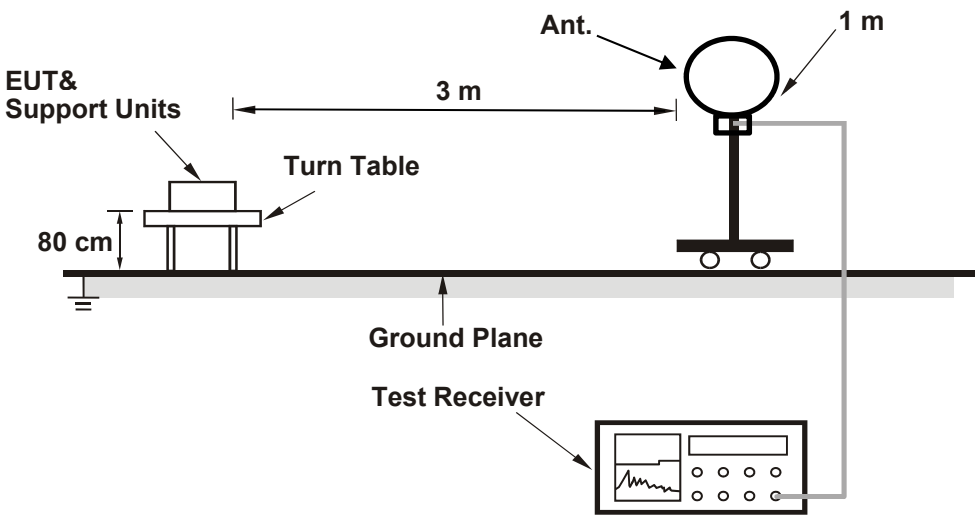

For Radiated emission above 30 MHz

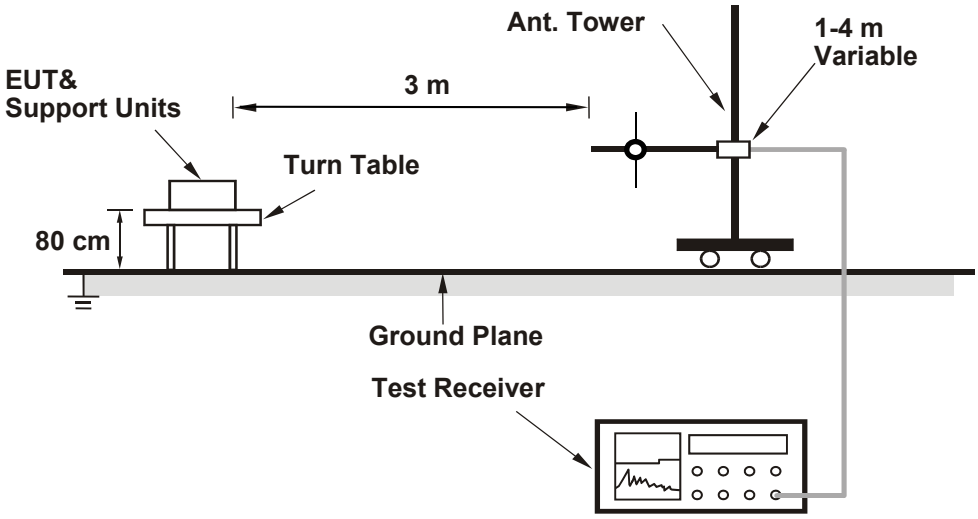

For the actual test configuration, please refer to the attached file (Test Setup Photo).

6.6.2 Test Procedure

The EUT is configured to set data modulation and maximum power using WWAN technology.

a. In the semi-anechoic chamber, EUT placed on the 0.8 m (below or equal 1 GHz) height of turn table, rotated the table around 360 degrees to search the maximum radiation power and receiver antenna shall be rotated vertical and horizontal polarization and moved height from 1 m to 4 m to find the maximum polar radiated power. The "Read Value" is the spectrum reading the maximum power value.

b. The height of antenna is varied from one meter to four meters above the ground to determine the maximum value of the field strength. Both horizontal and vertical polarizations of the antenna are set to make the measurement.

c. Perform a field strength measurement and record the worse read value, is the field strength value via a spectrum reading obtained corrected for antenna factor, cable loss and pre-amplifier factor and then mathematically convert the measured field strength level to EIRP/ERP level.

d. Following ANSI C63.26 section 5.5 and 5.2.7

e. EIRP (dBm) = E (dBμV/m) + 20log(D) - 104.8; where D is the measurement distance (in the far field region) in m.

f. ERP (dBm) = E (dBμV/m) + 20log(D) - 104.8 - 2.15; where D is the measurement distance (in the far field region) in m.

Note:

1. The resolution bandwidth and video bandwidth of test receiver/spectrum analyzer is 1 MHz/3 MHz. Set detector = average.
2. The amplitude of spurious emissions in the range 9 kHz to 30 MHz which are attenuated more than 20 dB below the permissible value need not be reported.

6.7 Radiated Spurious Emissions above 1GHz

6.7.1 Test Setup

For radiated emission above 1 GHz

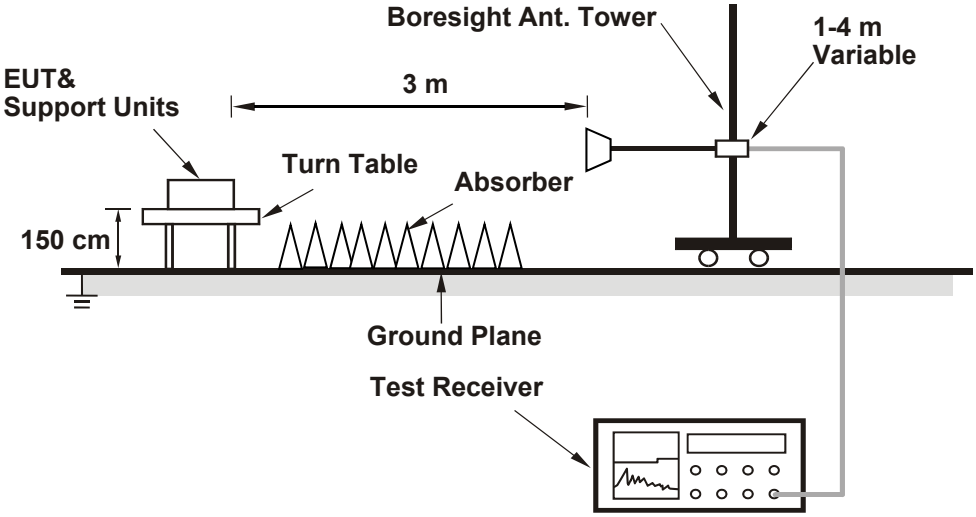

For the actual test configuration, please refer to the attached file (Test Setup Photo).

6.7.2 Test Procedure

The EUT is configured to set data modulation and maximum power using WWAN technology.

a. In the semi-anechoic chamber, EUT placed on the 1.5 m height of turn table, rotated the table around 360 degrees to search the maximum radiation power and receiver antenna shall be rotated vertical and horizontal polarization and moved height from 1 m to 4 m to find the maximum polar radiated power. The “Read Value” is the spectrum reading the maximum power value.

b. The height of antenna is varied from one meter to four meters above the ground to determine the maximum value of the field strength. Both horizontal and vertical polarizations of the antenna are set to make the measurement.

c. Perform a field strength measurement and record the worse read value, is the field strength value via a spectrum reading obtained corrected for antenna factor, cable loss and pre-amplifier factor and then mathematically convert the measured field strength level to EIRP/ERP level.

d. Following ANSI C63.26 section 5.5 and 5.2.7

e. EIRP (dBm) = E (dBμV/m) + 20log(D) - 104.8; where D is the measurement distance (in the far field region) in m.

f. ERP (dBm) = E (dBμV/m) + 20log(D) - 104.8 - 2.15; where D is the measurement distance (in the far field region) in m.

Note: The resolution bandwidth and video bandwidth of test receiver/spectrum analyzer is 1 MHz/3 MHz. Set detector = average.

6.8 Frequency Stability

6.8.1 Test Setup

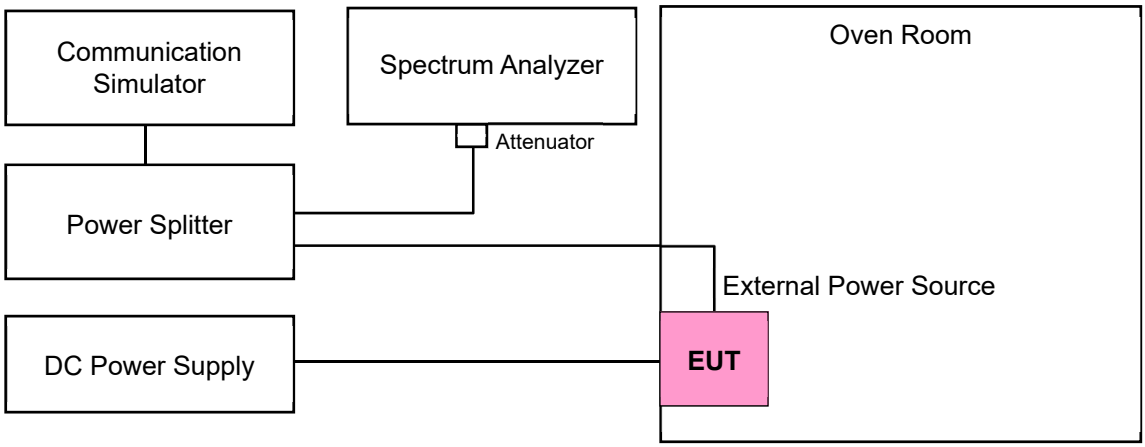

6.8.2 Test Procedure

The EUT is configured by emulator to set data modulation and maximum power using WWAN technology.

a. Device is placed at the oven room. The oven room could control the temperatures and humidity. Power warm up is at least 15 min and power applied should perform before recording frequency error.

b. EUT is connected the external power supply to control the DC input power. The test voltage range is from minimum to maximum working voltage. Each step shall be record the frequency error rate.

c. The temperature range step is 10 degrees in this test items. All temperature levels shall be hold the ±0.5℃ during the measurement testing. The each temperature step shall be at least 0.5 hours, consider the EUT could be test under the stability condition.

Note: The frequency error was recorded frequency error from the communication simulator.

7 Test Results of Test Item

7.1 Effective Radiated Power and Equivalent Isotropically Radiated Power

Input Power:	7.2 Vdc	Environmental Conditions:	23°C, 71% RH	Tested By:	James Yang

7.1.1 NR n2 SCS 15 kHz

NR n2 SCS 15 kHz - Ant 4, Channel Bandwidth: 5 MHz

Modulation	RB Size	RB Offset	Measurement Conducted Power (dBm)		
			CH 370500	CH 376000	CH 381500
			1852.5 MHz	1880 MHz	1907.5 MHz
BPSK	1	1	23.14	23.26	23.25
	1	0	22.7	22.72	22.79
QPSK	1	1	23.16	23.19	23.14
	1	0	22.27	22.23	22.2
	1	13	23.27	23.32	23.34
	1	23	22.93	22.96	22.97
	1	24	22.02	22.07	22
	12	0	21.84	21.95	21.93
	12	7	23.23	23.12	23.14
	12	13	21.78	21.74	21.75
	25	0	21.83	21.81	21.88
16QAM	1	1	20.17	20.14	20.09
64QAM	1	1	19.94	19.88	19.84
256QAM	1	1	16.69	16.65	16.67

Output Power					
Modulation	Minimum Cond. Power (dBm)	Maximum Cond. Power (dBm)	Minimum EIRP (dBm)	Maximum EIRP (dBm)	EIRP Limit (dBm)
BPSK	22.7	23.26	26.22	26.78	33.01
QPSK	21.74	23.34	25.26	26.86	33.01
16QAM	20.09	20.17	23.61	23.69	33.01
64QAM	19.84	19.94	23.36	23.46	33.01
256QAM	16.65	16.69	20.17	20.21	33.01

Note: EIRP (dBm) = Cond. Power (dBm) + Antenna Gain (dBi) + Array Gain (if applicable)

NR n2 SCS 15 kHz - Ant 4, Channel Bandwidth: 10 MHz

Modulation	RB Size	RB Offset	Measurement Conducted Power (dBm)		
			CH 371000	CH 376000	CH 381000
			1855 MHz	1880 MHz	1905 MHz
BPSK	1	1	23.23	23.26	23.2
	1	0	22.67	22.7	22.69
QPSK	1	1	23.2	23.21	23.11
	1	0	22.24	22.23	22.22
	1	26	23.31	23.37	23.33
	1	49	22.92	22.98	22.97
	1	51	21.98	21.95	22.04
	25	0	21.93	21.87	21.97
	25	14	23.16	23.12	23.24
	25	27	21.71	21.7	21.66
	50	0	21.89	21.83	21.85
	52	0	21.88	21.76	21.81
16QAM	1	0	20.12	20.19	20.2
64QAM	1	0	19.83	19.91	19.9
256QAM	1	0	16.58	16.6	16.63

Output Power					
Modulation	Minimum Cond. Power (dBm)	Maximum Cond. Power (dBm)	Minimum EIRP (dBm)	Maximum EIRP (dBm)	EIRP Limit (dBm)
BPSK	22.67	23.26	26.19	26.78	33.01
QPSK	21.66	23.37	25.18	26.89	33.01
16QAM	20.12	20.2	23.64	23.72	33.01
64QAM	19.83	19.91	23.35	23.43	33.01
256QAM	16.58	16.63	20.1	20.15	33.01

Note: EIRP (dBm) = Cond. Power (dBm) + Antenna Gain (dBi) + Array Gain (if applicable)

NR n2 SCS 15 kHz - Ant 4, Channel Bandwidth: 15 MHz

Modulation	RB Size	RB Offset	Measurement Conducted Power (dBm)		
			CH 371500	CH 376000	CH 380500
			1857.5 MHz	1880 MHz	1902.5 MHz
BPSK	1	1	23.14	23.21	23.24
	1	0	22.78	22.77	22.74
QPSK	1	1	23.19	23.2	23.16
	1	0	22.21	22.15	22.17
	1	40	23.31	23.27	23.36
	1	74	22.91	22.96	22.94
	1	78	21.94	21.96	21.99
	36	0	21.9	21.89	21.93
	36	22	23.15	23.23	23.12
	36	43	21.7	21.72	21.71
	75	0	21.83	21.85	21.85
	79	0	21.8	21.84	21.79
16QAM	1	0	20.1	20.13	20.07
64QAM	1	0	19.87	19.94	19.85
256QAM	1	0	16.65	16.56	16.57

Output Power					
Modulation	Minimum Cond. Power (dBm)	Maximum Cond. Power (dBm)	Minimum EIRP (dBm)	Maximum EIRP (dBm)	EIRP Limit (dBm)
BPSK	22.74	23.24	26.26	26.76	33.01
QPSK	21.7	23.36	25.22	26.88	33.01
16QAM	20.07	20.13	23.59	23.65	33.01
64QAM	19.85	19.94	23.37	23.46	33.01
256QAM	16.56	16.65	20.08	20.17	33.01

Note: EIRP (dBm) = Cond. Power (dBm) + Antenna Gain (dBi) + Array Gain (if applicable)

NR n2 SCS 15 kHz - Ant 4, Channel Bandwidth: 20 MHz

Modulation	RB Size	RB Offset	Measurement Conducted Power (dBm)		
			CH 372000	CH 376000	CH 380000
			1860 MHz	1880 MHz	1900 MHz
BPSK	1	1	23.15	23.14	23.18
	1	0	22.73	22.8	22.67
QPSK	1	1	23.16	23.21	23.16
	1	0	22.26	22.19	22.15
	1	53	23.29	23.32	23.29
	1	99	22.92	22.9	22.88
	1	105	21.94	21.97	21.95
	50	0	21.87	21.96	21.97
	50	28	23.11	23.2	23.12
	50	56	21.79	21.66	21.74
	100	0	21.86	21.83	21.81
	106	0	21.78	21.73	21.77
16QAM	1	0	20.2	20.1	20.08
64QAM	1	0	19.89	19.89	19.94
256QAM	1	0	16.63	16.68	16.6

Output Power					
Modulation	Minimum Cond. Power (dBm)	Maximum Cond. Power (dBm)	Minimum EIRP (dBm)	Maximum EIRP (dBm)	EIRP Limit (dBm)
BPSK	22.67	23.18	26.19	26.7	33.01
QPSK	21.66	23.32	25.18	26.84	33.01
16QAM	20.08	20.2	23.6	23.72	33.01
64QAM	19.89	19.94	23.41	23.46	33.01
256QAM	16.6	16.68	20.12	20.2	33.01

Note: EIRP (dBm) = Cond. Power (dBm) + Antenna Gain (dBi) + Array Gain (if applicable)

NR n2 SCS 15 kHz - Ant 4, Channel Bandwidth: 25 MHz

Modulation	RB Size	RB Offset	Measurement Conducted Power (dBm)		
			CH 372500	CH 376000	CH 379500
			1862.5 MHz	1880 MHz	1897.5 MHz
BPSK	1	1	23.15	23.14	23.26
	1	0	22.7	22.78	22.77
QPSK	1	1	23.21	23.17	23.1
	1	0	22.22	22.15	22.26
	1	67	23.37	23.28	23.38
	1	127	22.96	22.89	22.97
	1	132	22.07	22.03	22.07
	64	0	21.89	21.95	21.84
	64	35	23.21	23.22	23.19
	64	69	21.71	21.78	21.68
	128	0	21.82	21.88	21.9
	133	0	21.76	21.73	21.75
16QAM	1	0	20.08	20.15	20.15
64QAM	1	0	19.87	19.92	19.89
256QAM	1	0	16.59	16.63	16.62

Output Power					
Modulation	Minimum Cond. Power (dBm)	Maximum Cond. Power (dBm)	Minimum EIRP (dBm)	Maximum EIRP (dBm)	EIRP Limit (dBm)
BPSK	22.7	23.26	26.22	26.78	33.01
QPSK	21.68	23.38	25.2	26.9	33.01
16QAM	20.08	20.15	23.6	23.67	33.01
64QAM	19.87	19.92	23.39	23.44	33.01
256QAM	16.59	16.63	20.11	20.15	33.01

Note: EIRP (dBm) = Cond. Power (dBm) + Antenna Gain (dBi) + Array Gain (if applicable)

NR n2 SCS 15 kHz - Ant 4, Channel Bandwidth: 30 MHz

Modulation	RB Size	RB Offset	Measurement Conducted Power (dBm)		
			CH 373000	CH 376000	CH 379000
			1865 MHz	1880 MHz	1895 MHz
BPSK	1	1	23.16	23.14	23.23
	1	0	22.71	22.71	22.77
QPSK	1	1	23.1	23.12	23.13
	1	0	22.21	22.15	22.26
	1	80	23.36	23.31	23.38
	1	158	22.93	22.98	22.9
	1	159	21.96	21.95	21.94
	80	0	21.93	21.96	21.9
	80	40	23.19	23.14	23.23
	80	80	21.7	21.76	21.74
	160	0	21.85	21.82	21.84
16QAM	1	0	20.09	20.17	20.1
64QAM	1	0	19.88	19.93	19.95
256QAM	1	0	16.62	16.56	16.61

Output Power					
Modulation	Minimum Cond. Power (dBm)	Maximum Cond. Power (dBm)	Minimum EIRP (dBm)	Maximum EIRP (dBm)	EIRP Limit (dBm)
BPSK	22.71	23.23	26.23	26.75	33.01
QPSK	21.7	23.38	25.22	26.9	33.01
16QAM	20.09	20.17	23.61	23.69	33.01
64QAM	19.88	19.95	23.4	23.47	33.01
256QAM	16.56	16.62	20.08	20.14	33.01

Note: EIRP (dBm) = Cond. Power (dBm) + Antenna Gain (dBi) + Array Gain (if applicable)

NR n2 SCS 15 kHz - Ant 4, Channel Bandwidth: 35 MHz

Modulation	RB Size	RB Offset	Measurement Conducted Power (dBm)		
			CH 373500	CH 376000	CH 378500
			1867.5 MHz	1880 MHz	1892.5 MHz
BPSK	1	1	23.15	23.18	23.27
	1	0	22.66	22.75	22.73
QPSK	1	1	23.22	23.22	23.07
	1	0	22.18	22.17	22.31
	1	94	23.34	23.33	23.43
	1	186	22.99	22.92	23.01
	1	187	22.04	22.05	22.08
	80	0	21.88	21.93	21.79
	94	47	23.24	23.21	23.23
	94	94	21.75	21.77	21.64
	180	0	21.8	21.87	21.94
	188	0	21.78	21.69	21.78
16QAM	1	0	20.08	20.2	20.11
64QAM	1	0	19.87	19.87	19.87
256QAM	1	0	16.56	16.62	16.58

Output Power					
Modulation	Minimum Cond. Power (dBm)	Maximum Cond. Power (dBm)	Minimum EIRP (dBm)	Maximum EIRP (dBm)	EIRP Limit (dBm)
BPSK	22.66	23.27	26.18	26.79	33.01
QPSK	21.64	23.43	25.16	26.95	33.01
16QAM	20.08	20.2	23.6	23.72	33.01
64QAM	19.87	19.87	23.39	23.39	33.01
256QAM	16.56	16.62	20.08	20.14	33.01

Note: EIRP (dBm) = Cond. Power (dBm) + Antenna Gain (dBi) + Array Gain (if applicable)

NR n2 SCS 15 kHz - Ant 4, Channel Bandwidth: 40 MHz

Modulation	RB Size	RB Offset	Measurement Conducted Power (dBm)		
			CH 374000	CH 376000	CH 378000
			1870 MHz	1880 MHz	1890 MHz
BPSK	1	1	23.16	23.28	23.16
	1	0	22.71	22.82	22.71
QPSK	1	1	23.1	23.24	23.1
	1	0	22.21	22.3	22.21
	1	108	23.36	23.45	23.36
	1	214	22.93	23.03	22.93
	1	215	21.96	22.09	21.96
	108	0	21.93	21.99	21.93
	108	54	23.19	23.26	23.19
	108	108	21.7	21.81	21.7
	216	0	21.85	21.96	21.85
16QAM	1	0	20.09	20.22	20.09
64QAM	1	0	19.88	19.97	19.88
256QAM	1	0	16.62	16.71	16.62

Output Power					
Modulation	Minimum Cond. Power (dBm)	Maximum Cond. Power (dBm)	Minimum EIRP (dBm)	Maximum EIRP (dBm)	EIRP Limit (dBm)
BPSK	22.71	23.28	26.23	26.8	33.01
QPSK	21.7	23.45	25.22	26.97	33.01
16QAM	20.09	20.22	23.61	23.74	33.01
64QAM	19.88	19.97	23.4	23.49	33.01
256QAM	16.62	16.71	20.14	20.23	33.01

Note: EIRP (dBm) = Cond. Power (dBm) + Antenna Gain (dBi) + Array Gain (if applicable)

NR n2 SCS 15 kHz - MIMO, Channel Bandwidth: 5 MHz

NR n2 SCS 15 kHz 5M											
Modulation	RB Size	RB Offset	Measurement Conducted Power (dBm)								
			CH 370500			CH 376000			CH 381500		
			1852.5 MHz			1880 MHz			1907.5 MHz		
			TX 1	TX 2	Total	TX 1	TX 2	Total	TX 1	TX 2	Total
BPSK	1	1	20.64	19.95	23.32	20.68	20.07	23.40	20.60	20.01	23.33
QPSK	1	1	20.47	19.95	23.23	20.48	20.01	23.26	20.42	19.94	23.20
	1	11	20.60	20.10	23.37	20.68	20.20	23.46	20.63	20.13	23.40
	1	22	20.63	20.10	23.38	20.69	20.20	23.46	20.63	20.10	23.38
	12	0	20.43	20.22	23.34	20.51	20.28	23.41	20.43	20.23	23.34
	12	6	20.35	20.20	23.29	20.39	20.25	23.33	20.37	20.17	23.28
	12	12	20.31	20.21	23.27	20.33	20.26	23.31	20.27	20.22	23.26
	24	0	20.22	19.99	23.12	20.30	20.03	23.18	20.27	20.00	23.15
16QAM	1	1	19.86	19.60	22.74	19.90	19.64	22.78	19.83	19.59	22.72
64QAM	1	1	17.98	17.53	20.77	18.07	17.58	20.84	17.95	17.53	20.76
256QAM	1	1	16.84	16.38	19.63	16.88	16.45	19.68	16.83	16.38	19.62

Output Power					
Modulation	Minimum Cond. Power (dBm)	Maximum Cond. Power (dBm)	Minimum EIRP (dBm)	Maximum EIRP (dBm)	EIRP Limit (dBm)
BPSK	23.32	23.40	26.52	26.60	33.01
QPSK	23.12	23.46	26.32	26.66	33.01
16QAM	22.72	22.78	25.92	25.98	33.01
64QAM	20.76	20.84	23.96	24.04	33.01
256QAM	19.62	19.68	22.82	22.88	33.01

Note: EIRP (dBm) = Cond. Power (dBm) + Antenna Gain (dBi) + Array Gain (if applicable)

NR n2 SCS 15 kHz - MIMO, Channel Bandwidth: 10 MHz

NR n2 SCS 15 kHz 10M											
Modulation	RB Size	RB Offset	Measurement Conducted Power (dBm)								
			CH 371000			CH 376000			CH 381000		
			1855 MHz			1880 MHz			1905 MHz		
			TX 1	TX 2	Total	TX 1	TX 2	Total	TX 1	TX 2	Total
BPSK	1	1	20.70	20.01	23.38	20.74	20.12	23.45	20.65	20.06	23.38
QPSK	1	1	20.53	20.00	23.28	20.53	20.07	23.32	20.49	20.01	23.27
	1	25	20.66	20.17	23.43	20.74	20.26	23.52	20.69	20.18	23.45
	1	50	20.69	20.16	23.44	20.74	20.26	23.52	20.69	20.15	23.44
	25	0	20.48	20.29	23.40	20.56	20.33	23.46	20.48	20.29	23.40
	25	12	20.40	20.25	23.34	20.45	20.32	23.40	20.42	20.22	23.33
	25	26	20.38	20.27	23.34	20.38	20.32	23.36	20.34	20.27	23.32
	52	0	20.28	20.06	23.18	20.37	20.09	23.24	20.33	20.05	23.20
16QAM	1	1	19.93	19.65	22.80	19.96	19.70	22.84	19.89	19.64	22.78
64QAM	1	1	18.04	17.60	20.84	18.12	17.65	20.90	18.02	17.58	20.82
256QAM	1	1	16.90	16.44	19.69	16.95	16.52	19.75	16.88	16.43	19.67

Output Power					
Modulation	Minimum Cond. Power (dBm)	Maximum Cond. Power (dBm)	Minimum EIRP (dBm)	Maximum EIRP (dBm)	EIRP Limit (dBm)
BPSK	23.38	23.45	26.58	26.65	33.01
QPSK	23.18	23.52	26.38	26.72	33.01
16QAM	22.78	22.84	25.98	26.04	33.01
64QAM	20.82	20.90	24.02	24.10	33.01
256QAM	19.67	19.75	22.87	22.95	33.01

Note: EIRP (dBm) = Cond. Power (dBm) + Antenna Gain (dBi) + Array Gain (if applicable)

NR n2 SCS 15 kHz - MIMO, Channel Bandwidth: 15 MHz

NR n2 SCS 15 kHz 15M											
Modulation	RB Size	RB Offset	Measurement Conducted Power (dBm)								
			CH 371500			CH 376000			CH 380500		
			1857.5 MHz			1880 MHz			1902.5 MHz		
			TX 1	TX 2	Total	TX 1	TX 2	Total	TX 1	TX 2	Total
BPSK	1	1	20.73	20.10	23.44	20.80	20.17	23.51	20.73	20.13	23.45
QPSK	1	1	20.59	20.08	23.35	20.60	20.11	23.37	20.54	20.09	23.33
	1	36	20.71	20.25	23.50	20.78	20.32	23.57	20.74	20.25	23.51
	1	77	20.76	20.23	23.51	20.78	20.29	23.55	20.76	20.24	23.52
	36	0	20.54	20.35	23.46	20.62	20.39	23.52	20.56	20.33	23.46
	36	18	20.47	20.30	23.40	20.54	20.38	23.47	20.48	20.30	23.40
	36	40	20.41	20.34	23.39	20.47	20.37	23.43	20.40	20.31	23.37
	79	0	20.35	20.11	23.24	20.43	20.17	23.31	20.38	20.12	23.26
16QAM	1	1	19.99	19.71	22.86	20.03	19.78	22.92	19.97	19.71	22.85
64QAM	1	1	18.08	17.66	20.89	18.18	17.69	20.95	18.08	17.64	20.88
256QAM	1	1	16.96	16.50	19.75	17.02	16.58	19.82	16.96	16.52	19.76

Output Power					
Modulation	Minimum Cond. Power (dBm)	Maximum Cond. Power (dBm)	Minimum EIRP (dBm)	Maximum EIRP (dBm)	EIRP Limit (dBm)
BPSK	23.44	23.51	26.64	26.71	33.01
QPSK	23.24	23.57	26.44	26.77	33.01
16QAM	22.85	22.92	26.05	26.12	33.01
64QAM	20.88	20.95	24.08	24.15	33.01
256QAM	19.75	19.82	22.95	23.02	33.01

Note: EIRP (dBm) = Cond. Power (dBm) + Antenna Gain (dBi) + Array Gain (if applicable)

NR n2 SCS 15 kHz - MIMO, Channel Bandwidth: 20 MHz

NR n2 SCS 15 kHz 20M											
Modulation	RB Size	RB Offset	Measurement Conducted Power (dBm)								
			CH 372000			CH 376000			CH 380000		
			1860 MHz			1880 MHz			1900 MHz		
			TX 1	TX 2	Total	TX 1	TX 2	Total	TX 1	TX 2	Total
BPSK	1	1	20.75	20.08	23.44	20.81	20.17	23.51	20.72	20.12	23.44
QPSK	1	1	20.59	20.07	23.35	20.60	20.13	23.38	20.56	20.08	23.34
	1	53	20.73	20.23	23.50	20.80	20.33	23.58	20.74	20.23	23.50
	1	104	20.75	20.23	23.51	20.80	20.31	23.57	20.74	20.22	23.50
	50	0	20.54	20.36	23.46	20.62	20.41	23.53	20.54	20.34	23.45
	50	25	20.45	20.30	23.39	20.52	20.38	23.46	20.48	20.29	23.40
	50	53	20.43	20.34	23.40	20.45	20.38	23.43	20.39	20.32	23.37
	106	0	20.35	20.12	23.25	20.43	20.16	23.31	20.38	20.11	23.26
16QAM	1	1	19.98	19.71	22.86	20.03	19.76	22.91	19.95	19.71	22.84
64QAM	1	1	18.09	17.66	20.89	18.18	17.71	20.96	18.09	17.65	20.89
256QAM	1	1	16.96	16.50	19.75	17.01	16.58	19.81	16.95	16.50	19.74

Output Power					
Modulation	Minimum Cond. Power (dBm)	Maximum Cond. Power (dBm)	Minimum EIRP (dBm)	Maximum EIRP (dBm)	EIRP Limit (dBm)
BPSK	23.44	23.51	26.64	26.71	33.01
QPSK	23.25	23.58	26.45	26.78	33.01
16QAM	22.84	22.91	26.04	26.11	33.01
64QAM	20.89	20.96	24.09	24.16	33.01
256QAM	19.74	19.81	22.94	23.01	33.01

Note: EIRP (dBm) = Cond. Power (dBm) + Antenna Gain (dBi) + Array Gain (if applicable)

NR n2 SCS 15 kHz - MIMO, Channel Bandwidth: 25 MHz

NR n2 SCS 15 kHz 25M											
Modulation	RB Size	RB Offset	Measurement Conducted Power (dBm)								
			CH 372500			CH 376000			CH 379500		
			1862.5 MHz			1880 MHz			1897.5 MHz		
			TX 1	TX 2	Total	TX 1	TX 2	Total	TX 1	TX 2	Total
BPSK	1	1	20.80	20.15	23.50	20.86	20.22	23.56	20.79	20.19	23.51
QPSK	1	1	20.64	20.13	23.40	20.67	20.18	23.44	20.61	20.14	23.39
	1	36	20.78	20.30	23.56	20.85	20.39	23.64	20.79	20.30	23.56
	1	77	20.82	20.29	23.57	20.85	20.36	23.62	20.81	20.29	23.57
	36	0	20.59	20.41	23.51	20.67	20.46	23.58	20.61	20.40	23.52
	36	18	20.52	20.36	23.45	20.59	20.44	23.53	20.54	20.36	23.46
	36	40	20.48	20.39	23.45	20.52	20.43	23.49	20.46	20.38	23.43
	79	0	20.41	20.17	23.30	20.49	20.23	23.37	20.43	20.17	23.31
16QAM	1	1	20.04	19.78	22.92	20.09	19.83	22.97	20.02	19.76	22.90
64QAM	1	1	18.15	17.71	20.95	18.23	17.76	21.01	18.15	17.70	20.94
256QAM	1	1	17.03	16.55	19.81	17.07	16.63	19.87	17.01	16.57	19.81

Output Power					
Modulation	Minimum Cond. Power (dBm)	Maximum Cond. Power (dBm)	Minimum EIRP (dBm)	Maximum EIRP (dBm)	EIRP Limit (dBm)
BPSK	23.50	23.56	26.70	26.76	33.01
QPSK	23.30	23.64	26.50	26.84	33.01
16QAM	22.90	22.97	26.10	26.17	33.01
64QAM	20.94	21.01	24.14	24.21	33.01
256QAM	19.81	19.87	23.01	23.07	33.01

Note: EIRP (dBm) = Cond. Power (dBm) + Antenna Gain (dBi) + Array Gain (if applicable)

NR n2 SCS 15 kHz - MIMO, Channel Bandwidth: 30 MHz

NR n2 SCS 15 kHz 30M											
Modulation	RB Size	RB Offset	Measurement Conducted Power (dBm)								
			CH 373000			CH 376000			CH 379000		
			1865 MHz			1880 MHz			1895 MHz		
			TX 1	TX 2	Total	TX 1	TX 2	Total	TX 1	TX 2	Total
BPSK	1	1	20.79	20.16	23.50	20.85	20.23	23.56	20.81	20.19	23.52
QPSK	1	1	20.64	20.14	23.41	20.68	20.18	23.45	20.61	20.13	23.39
	1	80	20.79	20.32	23.57	20.84	20.37	23.62	20.78	20.32	23.57
	1	158	20.80	20.28	23.56	20.87	20.34	23.62	20.79	20.28	23.55
	80	0	20.58	20.42	23.51	20.65	20.46	23.57	20.60	20.41	23.52
	80	40	20.51	20.37	23.45	20.59	20.43	23.52	20.55	20.37	23.47
	80	80	20.48	20.38	23.44	20.53	20.44	23.50	20.48	20.37	23.44
	160	0	20.42	20.17	23.31	20.50	20.22	23.37	20.43	20.17	23.31
16QAM	1	1	20.04	19.79	22.93	20.10	19.82	22.97	20.02	19.77	22.91
64QAM	1	1	18.15	17.72	20.95	18.23	17.78	21.02	18.17	17.69	20.95
256QAM	1	1	17.03	16.56	19.81	17.06	16.64	19.87	17.01	16.58	19.81

Output Power					
Modulation	Minimum Cond. Power (dBm)	Maximum Cond. Power (dBm)	Minimum EIRP (dBm)	Maximum EIRP (dBm)	EIRP Limit (dBm)
BPSK	23.50	23.56	26.70	26.76	33.01
QPSK	23.31	23.62	26.51	26.82	33.01
16QAM	22.91	22.97	26.11	26.17	33.01
64QAM	20.95	21.02	24.15	24.22	33.01
256QAM	19.81	19.87	23.01	23.07	33.01

Note: EIRP (dBm) = Cond. Power (dBm) + Antenna Gain (dBi) + Array Gain (if applicable)

NR n2 SCS 15 kHz - MIMO, Channel Bandwidth: 35 MHz

NR n2 SCS 15 kHz 35M											
Modulation	RB Size	RB Offset	Measurement Conducted Power (dBm)								
			CH 373000			CH 376000			CH 379000		
			1865 MHz			1880 MHz			1895 MHz		
			TX 1	TX 2	Total	TX 1	TX 2	Total	TX 1	TX 2	Total
BPSK	1	1	20.66	19.97	23.34	20.64	19.95	23.32	20.68	19.93	23.33
QPSK	1	1	20.52	19.99	23.27	20.45	19.94	23.21	20.52	19.91	23.24
	1	80	20.59	20.08	23.35	20.62	20.10	23.38	20.59	20.05	23.34
	1	159	20.58	20.12	23.37	20.62	20.06	23.36	20.65	20.07	23.38
	80	0	20.46	20.27	23.38	20.38	20.25	23.33	20.47	20.17	23.33
	80	40	20.32	20.23	23.29	20.39	20.24	23.33	20.39	20.18	23.30
	80	80	20.29	20.16	23.24	20.28	20.22	23.26	20.36	20.22	23.30
	160	0	20.26	19.94	23.11	20.17	19.96	23.08	20.25	20.01	23.14
16QAM	1	1	19.88	19.57	22.74	19.84	19.58	22.72	19.82	19.56	22.70
64QAM	1	1	17.96	17.52	20.76	18.02	17.54	20.80	17.99	17.52	20.77
256QAM	1	1	16.83	16.36	19.61	16.87	16.35	19.63	16.88	16.39	19.65

Output Power					
Modulation	Minimum Cond. Power (dBm)	Maximum Cond. Power (dBm)	Minimum EIRP (dBm)	Maximum EIRP (dBm)	EIRP Limit (dBm)
BPSK	23.32	23.34	26.52	26.54	33.01
QPSK	23.08	23.38	26.28	26.58	33.01
16QAM	22.70	22.74	25.90	25.94	33.01
64QAM	20.76	20.80	23.96	24.00	33.01
256QAM	19.61	19.65	22.81	22.85	33.01

Note: EIRP (dBm) = Cond. Power (dBm) + Antenna Gain (dBi) + Array Gain (if applicable)

NR n2 SCS 15 kHz - MIMO, Channel Bandwidth: 40 MHz

NR n2 SCS 15 kHz 40M											
Modulation	RB Size	RB Offset	Measurement Conducted Power (dBm)								
			CH 374000			CH 376000			CH 378000		
			1870 MHz			1880 MHz			1890 MHz		
			TX 1	TX 2	Total	TX 1	TX 2	Total	TX 1	TX 2	Total
BPSK	1	1	20.85	20.22	28.46	20.91	20.29	28.57	20.86	20.24	28.56
QPSK	1	1	20.69	20.20	28.57	20.74	20.25	28.62	20.67	20.20	28.51
	1	108	20.85	20.37	28.68	21.11	20.64	28.79	20.85	20.37	28.71
	1	214	20.87	20.35	28.64	20.92	20.41	28.70	20.86	20.35	28.60
	108	0	20.65	20.47	26.51	20.72	20.52	26.64	20.67	20.47	26.58
	108	54	20.58	20.43	28.67	20.65	20.50	28.77	20.60	20.43	28.73
	108	108	20.53	20.44	26.63	20.59	20.49	26.74	20.53	20.44	26.70
	216	0	20.48	20.22	24.63	20.55	20.29	24.72	20.50	20.24	24.65
16QAM	1	1	20.11	19.84	26.43	20.16	19.89	26.50	20.09	19.83	26.41
64QAM	1	1	18.22	17.78	24.09	18.29	17.83	24.21	18.22	17.76	24.20
256QAM	1	1	17.08	16.62	21.04	17.13	16.69	21.16	17.07	16.63	21.12

Output Power					
Modulation	Minimum Cond. Power (dBm)	Maximum Cond. Power (dBm)	Minimum EIRP (dBm)	Maximum EIRP (dBm)	EIRP Limit (dBm)
BPSK	23.56	23.62	26.76	26.82	33.01
QPSK	23.36	23.89	26.56	27.09	33.01
16QAM	22.97	23.04	26.17	26.24	33.01
64QAM	21.01	21.08	24.21	24.28	33.01
256QAM	19.87	19.93	23.07	23.13	33.01

Note: EIRP (dBm) = Cond. Power (dBm) + Antenna Gain (dBi) + Array Gain (if applicable)

7.1.2 NR n5 SCS 15 kHz

NR n5 SCS 15 kHz - Ant 4, Channel Bandwidth: 5 MHz

Modulation	RB Size	RB Offset	Measurement Conducted Power (dBm)		
			CH 165300	CH 167300	CH 169300
			826.5 MHz	836.5 MHz	846.5 MHz
BPSK	1	1	23.79	23.73	23.78
	1	0	23.41	23.34	23.29
QPSK	1	1	23.8	23.86	23.78
	1	0	22.85	22.89	22.87
	1	13	23.88	23.93	23.85
	1	23	23.65	23.72	23.8
	1	24	23.01	22.87	22.9
	12	0	22.77	22.89	22.86
	12	7	23.83	23.82	23.76
	12	13	22.78	22.83	22.91
	25	0	22.71	22.77	22.62
16QAM	1	0	20.78	20.68	20.73
64QAM	1	0	20.61	20.65	20.83
256QAM	1	0	17.81	17.74	17.68

Output Power					
Modulation	Minimum Cond. Power (dBm)	Maximum Cond. Power (dBm)	Minimum ERP (dBm)	Maximum ERP (dBm)	ERP Limit (dBm)
BPSK	23.29	23.79	25.06	25.56	38.45
QPSK	22.62	23.93	24.39	25.7	38.45
16QAM	20.68	20.78	22.45	22.55	38.45
64QAM	20.61	20.83	22.38	22.6	38.45
256QAM	17.68	17.81	19.45	19.58	38.45

Note: EIRP (dBm) = Cond. Power (dBm) + Antenna Gain (dBi) + Array Gain (if applicable)
ERP (dBm) = EIRP (dBm) - 2.15

NR n5 SCS 15 kHz - Ant 4, Channel Bandwidth: 10 MHz

Modulation	RB Size	RB Offset	Measurement Conducted Power (dBm)		
			CH 165800	CH 167300	CH 168800
			829 MHz	836.5 MHz	844 MHz
BPSK	1	1	23.64	23.83	23.73
	1	0	23.24	23.36	23.47
QPSK	1	1	23.89	23.79	23.82
	1	0	22.89	22.86	23.06
	1	26	23.93	23.88	23.88
	1	50	23.84	23.82	23.85
	1	51	22.98	22.91	22.91
	25	0	22.82	22.81	22.77
	25	14	23.84	23.87	23.82
	25	27	22.8	22.72	22.69
	50	0	22.74	22.81	22.74
	52	0	20.75	20.73	20.8
16QAM	1	0	20.12	20.19	20.2
64QAM	1	0	19.83	19.91	19.9
256QAM	1	0	16.58	16.6	16.63

Output Power					
Modulation	Minimum Cond. Power (dBm)	Maximum Cond. Power (dBm)	Minimum ERP (dBm)	Maximum ERP (dBm)	ERP Limit (dBm)
BPSK	23.24	23.83	25.01	25.6	38.45
QPSK	20.73	23.93	22.5	25.7	38.45
16QAM	20.12	20.2	21.89	21.97	38.45
64QAM	19.83	19.91	21.6	21.68	38.45
256QAM	16.58	16.63	18.35	18.4	38.45

Note: EIRP (dBm) = Cond. Power (dBm) + Antenna Gain (dBi) + Array Gain (if applicable)
ERP (dBm) = EIRP (dBm) - 2.15

NR n5 SCS 15 kHz - Ant 4, Channel Bandwidth: 15 MHz

Modulation	RB Size	RB Offset	Measurement Conducted Power (dBm)		
			CH 166300	CH 1673000	CH 168300
			831.5 MHz	836.5 MHz	841.5 MHz
BPSK	1	1	23.88	23.8	23.85
	1	0	23.34	23.36	23.35
QPSK	1	1	23.86	23.83	23.74
	1	0	22.88	22.87	22.92
	1	40	23.79	23.87	23.87
	1	77	23.79	23.72	23.71
	1	78	22.93	22.94	22.8
	36	0	22.87	22.89	22.88
	36	22	23.81	23.75	23.8
	36	43	22.81	22.81	22.83
	75	0	22.74	22.84	22.73
	79	0	20.62	20.73	20.77
16QAM	1	0	20.68	20.7	20.79
64QAM	1	0	20.78	20.78	20.76
256QAM	1	0	17.78	17.64	17.6

Output Power					
Modulation	Minimum Cond. Power (dBm)	Maximum Cond. Power (dBm)	Minimum ERP (dBm)	Maximum ERP (dBm)	ERP Limit (dBm)
BPSK	23.34	23.88	25.11	25.65	38.45
QPSK	20.62	23.87	22.39	25.64	38.45
16QAM	20.68	20.79	22.45	22.56	38.45
64QAM	20.76	20.78	22.53	22.55	38.45
256QAM	17.6	17.78	19.37	19.55	38.45

Note: EIRP (dBm) = Cond. Power (dBm) + Antenna Gain (dBi) + Array Gain (if applicable)
ERP (dBm) = EIRP (dBm) - 2.15

NR n5 SCS 15 kHz - Ant 4, Channel Bandwidth: 20 MHz

Modulation	RB Size	RB Offset	Measurement Conducted Power (dBm)		
			CH 166800	CH 167300	CH 167800
			834 MHz	836.5 MHz	839 MHz
BPSK	1	1	23.87	23.88	23.88
	1	0	23.43	23.45	23.34
QPSK	1	1	23.94	23.92	23.95
	1	0	22.9	23.01	22.93
	1	53	23.94	23.99	23.79
	1	104	23.8	23.87	23.67
	1	105	22.84	22.96	22.77
	50	0	22.92	22.91	22.78
	50	28	23.75	23.9	23.69
	50	56	22.81	22.86	22.86
	100	0	22.86	22.87	22.75
	106	0	20.69	20.85	20.65
16QAM	1	0	20.64	20.83	20.78
64QAM	1	0	20.67	20.8	20.77
256QAM	1	0	17.7	17.76	17.81

Output Power					
Modulation	Minimum Cond. Power (dBm)	Maximum Cond. Power (dBm)	Minimum ERP (dBm)	Maximum ERP (dBm)	ERP Limit (dBm)
BPSK	23.34	23.88	25.11	25.65	38.45
QPSK	20.65	23.99	22.42	25.76	38.45
16QAM	20.64	20.83	22.41	22.6	38.45
64QAM	20.67	20.8	22.44	22.57	38.45
256QAM	17.7	17.81	19.47	19.58	38.45

Note: EIRP (dBm) = Cond. Power (dBm) + Antenna Gain (dBi) + Array Gain (if applicable)
ERP (dBm) = EIRP (dBm) - 2.15

7.1.3 NR n66 SCS 15 kHz

NR n66 SCS 15 kHz - Ant 4, Channel Bandwidth: 5 MHz

Modulation	RB Size	RB Offset	Measurement Conducted Power (dBm)		
			CH 342500	CH 349000	CH 355500
			1712.5 MHz	1745 MHz	1777.5 MHz
BPSK	1	1	23.04	22.9	23.01
	1	0	22.48	22.41	22.55
QPSK	1	1	22.8	22.88	23.01
	1	0	21.96	22.03	21.85
	1	13	23.22	23.14	23.22
	1	23	23.01	23.03	23.19
	1	24	22.2	22.16	22.17
	12	0	21.94	22.02	21.98
	12	7	22.94	23.05	23
	12	13	22.21	22.21	22.2
	25	0	22.24	22.17	22.12
16QAM	1	1	19.98	20	19.86
64QAM	1	0	19.74	19.77	19.74
256QAM	1	0	16.41	16.50	16.44

Output Power					
Modulation	Minimum Cond. Power (dBm)	Maximum Cond. Power (dBm)	Minimum EIRP (dBm)	Maximum EIRP (dBm)	EIRP Limit (dBm)
BPSK	22.41	23.04	25.31	25.94	30
QPSK	21.85	23.22	24.75	26.12	30
16QAM	19.86	20	22.76	22.9	30
64QAM	19.74	19.77	22.64	22.67	30
256QAM	16.41	16.5	19.31	19.4	30

Note: EIRP (dBm) = Cond. Power (dBm) + Antenna Gain (dBi) + Array Gain (if applicable)

NR n66 SCS 15 kHz - Ant 4, Channel Bandwidth: 10 MHz

Modulation	RB Size	RB Offset	Measurement Conducted Power (dBm)		
			CH 343000	CH 349000	CH 355000
			1715 MHz	1745 MHz	1775 MHz
BPSK	1	1	22.96	22.9	22.87
	1	0	22.44	22.46	22.38
QPSK	1	1	22.93	22.87	22.9
	1	0	21.9	21.92	22.08
	1	26	23.09	23.13	23.1
	1	50	23.04	23.05	23.04
	1	51	22.26	22.23	22.29
	25	0	21.99	21.99	22.03
	25	14	23.03	23.01	23
	25	27	22.22	22.15	22.19
	50	0	22.03	22.13	22.12
	52	0	22.01	22.11	22.06
16QAM	1	0	20.05	19.9	20.03
64QAM	1	0	19.77	19.84	19.83
256QAM	1	0	16.42	16.54	16.57

Output Power					
Modulation	Minimum Cond. Power (dBm)	Maximum Cond. Power (dBm)	Minimum EIRP (dBm)	Maximum EIRP (dBm)	EIRP Limit (dBm)
BPSK	22.38	22.96	25.28	25.86	30
QPSK	21.9	23.13	24.8	26.03	30
16QAM	19.9	20.05	22.8	22.95	30
64QAM	19.77	19.84	22.67	22.74	30
256QAM	16.42	16.57	19.32	19.47	30

Note: EIRP (dBm) = Cond. Power (dBm) + Antenna Gain (dBi) + Array Gain (if applicable)

NR n66 SCS 15 kHz - Ant 4, Channel Bandwidth: 15 MHz

Modulation	RB Size	RB Offset	Measurement Conducted Power (dBm)		
			CH 343500	CH 349000	CH 354500
			1717.5 MHz	1745 MHz	1772.5 MHz
BPSK	1	1	23.06	22.99	22.95
	1	0	22.4	22.5	22.41
QPSK	1	1	22.77	22.85	22.95
	1	0	22.01	22.01	21.98
	1	40	23.02	23.07	23.11
	1	77	23.05	23.07	23.16
	1	78	22.19	22.14	22.09
	36	0	21.95	21.93	22.09
	36	22	23.16	22.97	23.04
	36	43	22.18	22.17	22.29
	75	0	22.11	22.17	22.23
	79	0	22.04	22.18	22.16
16QAM	1	0	19.98	20.01	19.97
64QAM	1	0	19.69	19.84	19.77
256QAM	1	0	16.65	16.47	16.48

Output Power					
Modulation	Minimum Cond. Power (dBm)	Maximum Cond. Power (dBm)	Minimum EIRP (dBm)	Maximum EIRP (dBm)	EIRP Limit (dBm)
BPSK	22.4	23.06	25.3	25.96	30
QPSK	21.93	23.16	24.83	26.06	30
16QAM	19.97	20.01	22.87	22.91	30
64QAM	19.69	19.84	22.59	22.74	30
256QAM	16.47	16.65	19.37	19.55	30

Note: EIRP (dBm) = Cond. Power (dBm) + Antenna Gain (dBi) + Array Gain (if applicable)

NR n66 SCS 15 kHz - Ant 4, Channel Bandwidth: 20 MHz

Modulation	RB Size	RB Offset	Measurement Conducted Power (dBm)		
			CH 344000	CH 349000	CH 354000
			1720 MHz	1745 MHz	1770 MHz
BPSK	1	1	22.91	22.93	22.99
	1	0	22.43	22.48	22.44
QPSK	1	1	22.92	22.85	22.87
	1	0	21.95	22.03	22.09
	1	53	23.11	23.14	23.16
	1	104	23.05	23.05	23.2
	1	105	22.07	22.11	22.23
	50	0	21.94	21.99	21.97
	50	28	23.06	23.06	23.01
	50	56	22.18	22.14	22.15
	100	0	22.22	22.14	22.2
	106	0	22.2	22.14	22.13
16QAM	1	0	20.07	19.94	19.94
64QAM	1	0	19.79	19.83	19.81
256QAM	1	0	16.48	16.44	16.4

Output Power					
Modulation	Minimum Cond. Power (dBm)	Maximum Cond. Power (dBm)	Minimum EIRP (dBm)	Maximum EIRP (dBm)	EIRP Limit (dBm)
BPSK	22.43	22.99	25.33	25.89	30
QPSK	21.94	23.2	24.84	26.1	30
16QAM	19.94	20.07	22.84	22.97	30
64QAM	19.79	19.83	22.69	22.73	30
256QAM	16.4	16.48	19.3	19.38	30

Note: EIRP (dBm) = Cond. Power (dBm) + Antenna Gain (dBi) + Array Gain (if applicable)

NR n66 SCS 15 kHz - Ant 4, Channel Bandwidth: 25 MHz

Modulation	RB Size	RB Offset	Measurement Conducted Power (dBm)		
			CH 344500	CH 349000	CH 353500
			1722.5 MHz	1745 MHz	1767.5 MHz
BPSK	1	1	23.05	22.9	22.87
	1	0	22.53	22.5	22.47
QPSK	1	1	22.9	22.89	22.85
	1	0	22.1	21.99	21.94
	1	67	23.18	23.17	23.12
	1	131	23.09	23.04	23.05
	1	132	22.13	22.2	22.14
	64	0	22.12	22.04	21.96
	64	35	23.1	23.1	23.06
	64	69	22.04	22.18	22.16
	128	0	22.14	22.23	22.18
	133	0	22.11	22.2	22.16
16QAM	1	0	20.01	19.94	20.09
64QAM	1	0	19.76	19.84	19.88
256QAM	1	0	16.62	16.51	16.54

Output Power					
Modulation	Minimum Cond. Power (dBm)	Maximum Cond. Power (dBm)	Minimum EIRP (dBm)	Maximum EIRP (dBm)	EIRP Limit (dBm)
BPSK	22.47	23.05	25.37	25.95	30
QPSK	21.94	23.18	24.84	26.08	30
16QAM	19.94	20.09	22.84	22.99	30
64QAM	19.76	19.88	22.66	22.78	30
256QAM	16.51	16.62	19.41	19.52	30

Note: EIRP (dBm) = Cond. Power (dBm) + Antenna Gain (dBi) + Array Gain (if applicable)

NR n66 SCS 15 kHz - Ant 4, Channel Bandwidth: 30 MHz

Modulation	RB Size	RB Offset	Measurement Conducted Power (dBm)		
			CH 345000	CH 349000	CH 353000
			1725 MHz	1745 MHz	1765 MHz
BPSK	1	1	22.82	22.99	22.97
	1	0	22.45	22.45	22.45
QPSK	1	1	23.03	22.89	22.93
	1	0	21.97	21.96	21.96
	1	80	23.16	23.15	23.1
	1	158	23.1	23.11	23.15
	1	159	22.16	22.21	22.28
	80	0	22	21.94	21.9
	80	40	22.93	23.04	23.14
	80	80	22.23	22.22	22.16
	160	0	22.21	22.18	22.1
16QAM	1	0	19.97	19.97	19.83
64QAM	1	0	19.62	19.74	19.77
256QAM	1	0	16.59	16.45	16.45

Output Power					
Modulation	Minimum Cond. Power (dBm)	Maximum Cond. Power (dBm)	Minimum EIRP (dBm)	Maximum EIRP (dBm)	EIRP Limit (dBm)
BPSK	22.45	22.99	25.35	25.89	30
QPSK	21.9	23.16	24.8	26.06	30
16QAM	19.83	19.97	22.73	22.87	30
64QAM	19.62	19.77	22.52	22.67	30
256QAM	16.45	16.59	19.35	19.49	30

Note: EIRP (dBm) = Cond. Power (dBm) + Antenna Gain (dBi) + Array Gain (if applicable)

NR n66 SCS 15 kHz - Ant 4, Channel Bandwidth: 40 MHz

Modulation	RB Size	RB Offset	Measurement Conducted Power (dBm)		
			CH 346000	CH 349000	CH 352000
			1730 MHz	1745 MHz	1760 MHz
BPSK	1	1	22.89	23.01	23
	1	0	22.38	22.55	22.5
QPSK	1	1	22.87	22.99	22.89
	1	0	22.09	22.06	21.9
	1	108	23.17	23.34	23.2
	1	214	23.12	23.18	23.15
	1	215	22.22	22.25	22.01
	108	0	21.94	22.08	21.94
	108	54	23.08	23.12	23.02
	108	108	22.21	22.27	22.22
	216	0	22.14	22.25	22.07
16QAM	1	0	19.92	20.05	20.08
64QAM	1	0	19.8	19.87	19.71
256QAM	1	0	16.5	16.59	16.45

Output Power					
Modulation	Minimum Cond. Power (dBm)	Maximum Cond. Power (dBm)	Minimum EIRP (dBm)	Maximum EIRP (dBm)	EIRP Limit (dBm)
BPSK	22.38	23.01	25.28	25.91	30
QPSK	21.9	23.34	24.8	26.24	30
16QAM	19.92	20.08	22.82	22.98	30
64QAM	19.71	19.87	22.61	22.77	30
256QAM	16.45	16.59	19.35	19.49	30

Note: EIRP (dBm) = Cond. Power (dBm) + Antenna Gain (dBi) + Array Gain (if applicable)

NR n66 SCS 15 kHz - MIMO, Channel Bandwidth: 5 MHz

Modulation	RB Size	RB Offset	Measurement Conducted Power (dBm)								
			CH 342500			CH 349000			CH 355500		
			1712.5 MHz			1745 MHz			1777.5 MHz		
			TX 1	TX 2	Total	TX 1	TX 2	Total	TX 1	TX 2	Total
BPSK	1	1	20.34	20.38	23.37	20.40	20.45	23.44	20.40	20.43	23.43
QPSK	1	1	20.46	20.39	23.44	20.53	20.47	23.51	20.46	20.33	23.41
	1	12	20.40	20.59	23.51	20.45	20.66	23.57	20.36	20.59	23.49
	1	23	20.43	20.50	23.48	20.47	20.60	23.55	20.41	20.48	23.46
	12	0	20.23	20.39	23.32	20.32	20.44	23.39	20.22	20.41	23.33
	12	6	20.42	20.48	23.46	20.48	20.48	23.49	20.45	20.43	23.45
	12	13	20.21	20.20	23.22	20.26	20.28	23.28	20.20	20.20	23.21
	25	0	20.26	20.23	23.26	20.35	20.28	23.33	20.27	20.22	23.26
16QAM	1	1	20.02	19.99	23.02	20.07	20.10	23.10	19.99	20.01	23.01
64QAM	1	1	17.98	18.17	21.09	18.01	18.25	21.14	17.92	18.17	21.06
256QAM	1	1	16.73	16.20	19.48	16.83	16.28	19.57	16.77	16.21	19.51

Output Power					
Modulation	Minimum Cond. Power (dBm)	Maximum Cond. Power (dBm)	Minimum EIRP (dBm)	Maximum EIRP (dBm)	EIRP Limit (dBm)
BPSK	23.37	23.44	26.09	26.16	30
QPSK	23.21	23.57	25.93	26.29	30
16QAM	23.01	23.10	25.73	25.82	30
64QAM	21.06	21.14	23.78	23.86	30
256QAM	19.48	19.57	22.20	22.29	30

Note: EIRP (dBm) = Cond. Power (dBm) + Antenna Gain (dBi) + Array Gain (if applicable)

NR n66 SCS 15 kHz - MIMO, Channel Bandwidth: 10 MHz

Modulation	RB Size	RB Offset	Measurement Conducted Power (dBm)								
			CH 343000			CH 349000			CH 355000		
			1715 MHz			1745 MHz			1775 MHz		
			TX 1	TX 2	Total	TX 1	TX 2	Total	TX 1	TX 2	Total
BPSK	1	1	20.39	20.45	23.43	20.47	20.51	23.50	20.45	20.49	23.48
QPSK	1	1	20.53	20.44	23.50	20.60	20.52	23.57	20.52	20.40	23.47
	1	25	20.47	20.64	23.57	20.51	20.73	23.63	20.43	20.66	23.56
	1	50	20.48	20.55	23.53	20.54	20.66	23.61	20.47	20.55	23.52
	25	0	20.29	20.46	23.39	20.37	20.50	23.45	20.29	20.47	23.39
	25	12	20.49	20.53	23.52	20.55	20.55	23.56	20.50	20.50	23.51
	25	26	20.28	20.27	23.29	20.32	20.33	23.34	20.25	20.26	23.27
	52	0	20.32	20.28	23.31	20.42	20.33	23.39	20.32	20.28	23.31
16QAM	1	1	20.09	20.06	23.09	20.13	20.15	23.15	20.04	20.06	23.06
64QAM	1	1	18.03	18.23	21.14	18.06	18.32	21.20	17.99	18.24	21.13
256QAM	1	1	16.78	16.25	19.53	16.89	16.35	19.64	16.84	16.26	19.57

Output Power					
Modulation	Minimum Cond. Power (dBm)	Maximum Cond. Power (dBm)	Minimum EIRP (dBm)	Maximum EIRP (dBm)	EIRP Limit (dBm)
BPSK	23.43	23.50	26.15	26.22	30
QPSK	23.27	23.63	25.99	26.35	30
16QAM	23.06	23.15	25.78	25.87	30
64QAM	21.13	21.20	23.85	23.92	30
256QAM	19.53	19.64	22.25	22.36	30

Note: EIRP (dBm) = Cond. Power (dBm) + Antenna Gain (dBi) + Array Gain (if applicable)

NR n66 SCS 15 kHz - MIMO, Channel Bandwidth: 15 MHz

Modulation	RB Size	RB Offset	Measurement Conducted Power (dBm)								
			CH 343500			CH 349000			CH 354500		
			1717.5 MHz			1745 MHz			1772.5 MHz		
			TX 1	TX 2	Total	TX 1	TX 2	Total	TX 1	TX 2	Total
BPSK	1	1	20.48	20.54	23.52	20.55	20.57	23.57	20.51	20.53	23.53
QPSK	1	1	20.57	20.50	23.55	20.66	20.59	23.64	20.57	20.49	23.54
	1	36	20.55	20.73	23.65	20.57	20.80	23.70	20.48	20.72	23.61
	1	77	20.54	20.64	23.60	20.58	20.71	23.66	20.53	20.63	23.59
	36	0	20.36	20.53	23.46	20.42	20.57	23.51	20.35	20.50	23.44
	36	18	20.57	20.58	23.59	20.60	20.62	23.62	20.56	20.58	23.58
	36	40	20.32	20.31	23.33	20.38	20.39	23.40	20.32	20.32	23.33
	79	0	20.38	20.32	23.36	20.47	20.38	23.44	20.40	20.33	23.38
16QAM	1	1	20.13	20.13	23.14	20.18	20.21	23.21	20.11	20.11	23.12
64QAM	1	1	18.09	18.30	21.21	18.12	18.38	21.26	18.06	18.32	21.20
256QAM	1	1	16.87	16.31	19.61	16.92	16.39	19.67	16.89	16.32	19.62

Output Power					
Modulation	Minimum Cond. Power (dBm)	Maximum Cond. Power (dBm)	Minimum EIRP (dBm)	Maximum EIRP (dBm)	EIRP Limit (dBm)
BPSK	23.52	23.57	26.24	26.29	30
QPSK	23.33	23.70	26.05	26.42	30
16QAM	23.12	23.21	25.84	25.93	30
64QAM	21.20	21.26	23.92	23.98	30
256QAM	19.61	19.67	22.33	22.39	30

Note: EIRP (dBm) = Cond. Power (dBm) + Antenna Gain (dBi) + Array Gain (if applicable)

NR n66 SCS 15 kHz - MIMO, Channel Bandwidth: 20 MHz

Modulation	RB Size	RB Offset	Measurement Conducted Power (dBm)								
			CH 344000			CH 349000			CH 354000		
			1720 MHz			1745 MHz			1770 MHz		
			TX 1	TX 2	Total	TX 1	TX 2	Total	TX 1	TX 2	Total
BPSK	1	1	20.46	20.52	23.50	20.54	20.56	23.56	20.52	20.55	23.55
QPSK	1	1	20.58	20.50	23.55	20.65	20.58	23.63	20.58	20.47	23.54
	1	53	20.54	20.71	23.64	20.56	20.80	23.69	20.50	20.72	23.62
	1	104	20.54	20.62	23.59	20.59	20.71	23.66	20.52	20.62	23.58
	50	0	20.36	20.53	23.46	20.42	20.55	23.50	20.35	20.52	23.45
	50	25	20.55	20.58	23.58	20.61	20.62	23.63	20.57	20.57	23.58
	50	53	20.34	20.33	23.35	20.39	20.39	23.40	20.31	20.32	23.33
	106	0	20.39	20.34	23.38	20.47	20.39	23.44	20.39	20.34	23.38
16QAM	1	1	20.14	20.13	23.15	20.19	20.20	23.21	20.11	20.11	23.12
64QAM	1	1	18.08	18.30	21.20	18.12	18.38	21.26	18.06	18.30	21.19
256QAM	1	1	16.85	16.32	19.60	16.94	16.40	19.69	16.89	16.31	19.62

Output Power					
Modulation	Minimum Cond. Power (dBm)	Maximum Cond. Power (dBm)	Minimum EIRP (dBm)	Maximum EIRP (dBm)	EIRP Limit (dBm)
BPSK	23.50	23.56	26.22	26.28	30
QPSK	23.33	23.69	26.05	26.41	30
16QAM	23.12	23.21	25.84	25.93	30
64QAM	21.19	21.26	23.91	23.98	30
256QAM	19.60	19.69	22.32	22.41	30

Note: EIRP (dBm) = Cond. Power (dBm) + Antenna Gain (dBi) + Array Gain (if applicable)

NR n66 SCS 15 kHz - MIMO, Channel Bandwidth: 25 MHz

Modulation	RB Size	RB Offset	Measurement Conducted Power (dBm)								
			CH 344500			CH 349000			CH 353500		
			1722.5 MHz			1745 MHz			1767.5 MHz		
			TX 1	TX 2	Total	TX 1	TX 2	Total	TX 1	TX 2	Total
BPSK	1	1	20.53	20.59	23.57	20.60	20.63	23.63	20.57	20.60	23.60
QPSK	1	1	20.63	20.57	23.61	20.71	20.64	23.69	20.64	20.54	23.60
	1	36	20.60	20.78	23.70	20.63	20.85	23.75	20.55	20.78	23.68
	1	77	20.61	20.69	23.66	20.65	20.76	23.72	20.59	20.68	23.65
	36	0	20.41	20.58	23.51	20.48	20.62	23.56	20.41	20.57	23.50
	36	18	20.62	20.65	23.65	20.67	20.69	23.69	20.62	20.63	23.64
	36	40	20.39	20.38	23.40	20.45	20.44	23.46	20.38	20.38	23.39
	79	0	20.45	20.39	23.43	20.53	20.44	23.50	20.46	20.39	23.44
16QAM	1	1	20.19	20.19	23.20	20.25	20.26	23.27	20.17	20.18	23.19
64QAM	1	1	18.14	18.35	21.26	18.18	18.44	21.32	18.13	18.37	21.26
256QAM	1	1	16.92	16.38	19.67	16.99	16.45	19.74	16.94	16.38	19.68

Output Power					
Modulation	Minimum Cond. Power (dBm)	Maximum Cond. Power (dBm)	Minimum EIRP (dBm)	Maximum EIRP (dBm)	EIRP Limit (dBm)
BPSK	23.57	23.63	26.29	26.35	30
QPSK	23.39	23.75	26.11	26.47	30
16QAM	23.19	23.27	25.91	25.99	30
64QAM	21.26	21.32	23.98	24.04	30
256QAM	19.67	19.74	22.39	22.46	30

Note: EIRP (dBm) = Cond. Power (dBm) + Antenna Gain (dBi) + Array Gain (if applicable)

NR n66 SCS 15 kHz - MIMO, Channel Bandwidth: 30 MHz

Modulation	RB Size	RB Offset	Measurement Conducted Power (dBm)								
			CH 345000			CH 349000			CH 353000		
			1725 MHz			1745 MHz			1765 MHz		
			TX 1	TX 2	Total	TX 1	TX 2	Total	TX 1	TX 2	Total
BPSK	1	1	20.54	20.58	23.57	20.62	20.65	23.65	20.57	20.58	23.59
QPSK	1	1	20.64	20.57	23.62	20.70	20.63	23.68	20.63	20.55	23.60
	1	80	20.59	20.78	23.70	20.64	20.84	23.75	20.58	20.80	23.70
	1	158	20.61	20.71	23.67	20.66	20.77	23.73	20.61	20.69	23.66
	80	0	20.43	20.57	23.51	20.50	20.64	23.58	20.42	20.56	23.50
	80	40	20.63	20.64	23.65	20.67	20.71	23.70	20.63	20.64	23.65
	80	80	20.40	20.38	23.40	20.45	20.46	23.47	20.37	20.38	23.39
	160	0	20.47	20.40	23.45	20.51	20.43	23.48	20.46	20.38	23.43
16QAM	1	1	20.20	20.19	23.21	20.25	20.24	23.26	20.17	20.20	23.20
64QAM	1	1	18.12	18.36	21.25	18.20	18.44	21.33	18.13	18.37	21.26
256QAM	1	1	16.92	16.40	19.68	16.99	16.45	19.74	16.92	16.36	19.66

Output Power					
Modulation	Minimum Cond. Power (dBm)	Maximum Cond. Power (dBm)	Minimum EIRP (dBm)	Maximum EIRP (dBm)	EIRP Limit (dBm)
BPSK	23.57	23.65	26.29	26.37	30
QPSK	23.39	23.75	26.11	26.47	30
16QAM	23.20	23.26	25.92	25.98	30
64QAM	21.25	21.33	23.97	24.05	30
256QAM	19.66	19.74	22.38	22.46	30

Note: EIRP (dBm) = Cond. Power (dBm) + Antenna Gain (dBi) + Array Gain (if applicable)

NR n66 SCS 15 kHz - MIMO, Channel Bandwidth: 40 MHz

Modulation	RB Size	RB Offset	Measurement Conducted Power (dBm)								
			CH 346000			CH 349000			CH 352000		
			1730 MHz			1745 MHz			1760 MHz		
			TX 1	TX 2	Total	TX 1	TX 2	Total	TX 1	TX 2	Total
BPSK	1	1	20.60	20.65	23.64	20.67	20.70	23.70	20.62	20.65	23.65
QPSK	1	1	20.70	20.63	23.68	20.76	20.69	23.74	20.70	20.61	23.67
	1	108	20.65	20.83	23.75	20.70	20.90	23.81	20.63	20.85	23.75
	1	214	20.66	20.76	23.72	20.71	20.82	23.78	20.66	20.75	23.72
	108	0	20.48	20.64	23.57	20.55	20.69	23.63	20.48	20.63	23.57
	108	54	20.69	20.70	23.71	20.74	20.76	23.76	20.69	20.69	23.70
	108	108	20.45	20.44	23.46	20.50	20.51	23.52	20.44	20.44	23.45
	216	0	20.52	20.45	23.50	20.58	20.50	23.55	20.51	20.45	23.49
16QAM	1	1	20.25	20.26	23.27	20.30	20.31	23.32	20.24	20.25	23.26
64QAM	1	1	18.19	18.42	21.32	18.25	18.49	21.38	18.18	18.42	21.31
256QAM	1	1	16.99	16.45	19.74	17.05	16.50	19.79	16.99	16.43	19.73

Output Power					
Modulation	Minimum Cond. Power (dBm)	Maximum Cond. Power (dBm)	Minimum EIRP (dBm)	Maximum EIRP (dBm)	EIRP Limit (dBm)
BPSK	23.64	23.70	26.36	26.42	30
QPSK	23.45	23.81	26.17	26.53	30
16QAM	23.26	23.32	25.98	26.04	30
64QAM	21.31	21.38	24.03	24.10	30
256QAM	19.73	19.79	22.45	22.51	30

Note: EIRP (dBm) = Cond. Power (dBm) + Antenna Gain (dBi) + Array Gain (if applicable)

7.1.4 NR n77 SCS 30 kHz (3.45 GHz ~ 3.55 GHz)

NR n77 SCS 30 kHz (3.45 GHz ~ 3.55 GHz) - Ant 1, Channel Bandwidth: 10 MHz

NR n77 SCS 30 kHz 10M					
Modulation	RB Size	RB Offset	Measurement Conducted Power (dBm)		
			CH 630334	CH 633334	CH 636332
			3455.01 MHz	3500.01 MHz	3544.98 MHz
BPSK	1	1	25.31	24.06	24.96
	1	0	18.7	18.41	20.11
QPSK	1	1	25.32	25.35	25.41
	1	0	17.79	17.69	18.28
	1	11	24.32	24.57	25.96
	1	22	26.18	26.01	24.41
	1	23	17.75	19.75	17.92
	12	0	21.81	22.05	22.05
	12	6	25.66	25.68	24.03
	12	12	22.69	21.98	22.68
	24	0	23.45	23.99	23.64
16QAM	1	0	23.18	22.44	22.92
64QAM	1	0	21.02	20.47	21.63
256QAM	1	0	17.73	17.45	17.22

Output Power					
Modulation	Minimum Cond. Power (dBm)	Maximum Cond. Power (dBm)	Minimum EIRP (dBm)	Maximum EIRP (dBm)	EIRP Limit (dBm)
BPSK	18.41	25.31	18.98	25.88	30
QPSK	17.69	26.18	18.26	26.75	30
16QAM	22.44	23.18	23.01	23.75	30
64QAM	20.47	21.63	21.04	22.2	30
256QAM	17.22	17.73	17.79	18.3	30

Note: EIRP (dBm) = Cond. Power (dBm) + Antenna Gain (dBi) + Array Gain (if applicable)

NR n77 SCS 30 kHz (3.45 GHz ~ 3.55 GHz) - Ant 1, Channel Bandwidth: 15 MHz

NR n77 SCS 30 kHz 15M					
Modulation	RB Size	RB Offset	Measurement Conducted Power (dBm)		
			CH 630500	CH 633334	CH 636166
			3457.5 MHz	3500.01 MHz	3542.49 MHz
BPSK	1	1	25.51	25.56	25.78
	1	0	19.4	19.71	19.59
QPSK	1	1	25.34	24.75	24.17
	1	0	19.49	18.19	17.46
	1	19	25.23	25.17	24.73
	1	36	25.27	25.71	26.13
	1	37	18.43	17.95	17.96
	18	0	22.75	21.95	23.95
	18	10	24.95	24.88	25.18
	18	20	22.93	23.18	23.36
	36	0	22.79	22.19	22.53
	38	0	19.91	19.92	19.8
16QAM	1	0	22.02	23.54	22.24
64QAM	1	0	20.45	20.97	20.03
256QAM	1	0	17.96	17.55	17.24

Output Power					
Modulation	Minimum Cond. Power (dBm)	Maximum Cond. Power (dBm)	Minimum EIRP (dBm)	Maximum EIRP (dBm)	EIRP Limit (dBm)
BPSK	19.4	25.78	19.97	26.35	30
QPSK	17.46	26.13	18.03	26.7	30
16QAM	22.02	23.54	22.59	24.11	30
64QAM	20.03	20.97	20.6	21.54	30
256QAM	17.24	17.96	17.81	18.53	30

Note: EIRP (dBm) = Cond. Power (dBm) + Antenna Gain (dBi) + Array Gain (if applicable)

NR n77 SCS 30 kHz (3.45 GHz ~ 3.55 GHz) - Ant 1, Channel Bandwidth: 20 MHz

NR n77 SCS 30 kHz 20M					
Modulation	RB Size	RB Offset	Measurement Conducted Power (dBm)		
			CH 630668	CH 633334	CH 636000
			3460.02 MHz	3500.01 MHz	3540 MHz
BPSK	1	1	23.98	25.26	23.85
	1	0	18.9	18.61	19.87
QPSK	1	1	24.95	25.35	25.95
	1	0	18.28	19.39	18.15
	1	26	25.54	25.87	25.34
	1	49	25.72	26.11	24.16
	1	50	18.52	18.85	17.92
	25	0	22.43	22.45	22.62
	25	13	24.14	25.28	26.07
	25	26	22.29	21.98	23.23
	50	0	22.78	23.39	23.25
	51	0	20.21	21.52	20.19
16QAM	1	0	22.98	23.44	23.01
64QAM	1	0	20.95	21.47	21.59
256QAM	1	0	16.77	17.95	16.44

Output Power					
Modulation	Minimum Cond. Power (dBm)	Maximum Cond. Power (dBm)	Minimum EIRP (dBm)	Maximum EIRP (dBm)	EIRP Limit (dBm)
BPSK	18.61	25.26	19.18	25.83	30
QPSK	17.92	26.11	18.49	26.68	30
16QAM	22.98	23.44	23.55	24.01	30
64QAM	20.95	21.59	21.52	22.16	30
256QAM	16.44	17.95	17.01	18.52	30

Note: EIRP (dBm) = Cond. Power (dBm) + Antenna Gain (dBi) + Array Gain (if applicable)

NR n77 SCS 30 kHz (3.45 GHz ~ 3.55 GHz) - Ant 1, Channel Bandwidth: 25 MHz

NR n77 SCS 30 kHz 25M					
Modulation	RB Size	RB Offset	Measurement Conducted Power (dBm)		
			CH 630834	CH 633334	CH 635832
			3462.51 MHz	3500.01 MHz	3537.48 MHz
BPSK	1	1	23.85	24.76	23.83
	1	0	19.27	18.41	19.88
QPSK	1	1	25.54	25.55	24.42
	1	0	18.49	19.29	18.98
	1	33	25.57	24.07	25.9
	1	63	25.28	25.91	26.15
	1	64	17.75	19.15	18.17
	32	0	22.23	23.25	23.55
	32	17	25.86	25.18	24.83
	32	33	22.61	23.18	23.86
	64	0	23.9	22.29	23.52
	65	0	20.75	19.92	19.85
16QAM	1	0	22.28	22.54	22.31
64QAM	1	0	20.95	20.47	19.84
256QAM	1	0	17.63	18.05	16.64

Output Power					
Modulation	Minimum Cond. Power (dBm)	Maximum Cond. Power (dBm)	Minimum EIRP (dBm)	Maximum EIRP (dBm)	EIRP Limit (dBm)
BPSK	18.41	24.76	18.98	25.33	30
QPSK	17.75	26.15	18.32	26.72	30
16QAM	22.28	22.54	22.85	23.11	30
64QAM	19.84	20.95	20.41	21.52	30
256QAM	16.64	18.05	17.21	18.62	30

Note: EIRP (dBm) = Cond. Power (dBm) + Antenna Gain (dBi) + Array Gain (if applicable)

NR n77 SCS 30 kHz (3.45 GHz ~ 3.55 GHz) - Ant 1, Channel Bandwidth: 30 MHz

NR n77 SCS 30 kHz 30M					
Modulation	RB Size	RB Offset	Measurement Conducted Power (dBm)		
			CH 631000	CH 633334	CH 635666
			3465 MHz	3500.01 MHz	3534.99 MHz
BPSK	1	1	25.39	24.46	24.82
	1	0	18.54	19.41	19.35
QPSK	1	1	24.7	26.25	25.35
	1	0	18.19	19.49	19.12
	1	39	25.5	25.47	24.42
	1	76	25.89	25.91	25.82
	1	77	18.66	17.85	19.28
	36	0	22.35	23.25	22.83
	36	21	24.78	24.08	25.93
	36	42	22.67	21.98	21.78
	75	0	23.91	23.19	22.89
	78	0	19.92	20.42	20.2
16QAM	1	0	23.26	22.44	23.45
64QAM	1	0	19.94	20.87	20.25
256QAM	1	0	16.52	18.35	18.13

Output Power					
Modulation	Minimum Cond. Power (dBm)	Maximum Cond. Power (dBm)	Minimum EIRP (dBm)	Maximum EIRP (dBm)	EIRP Limit (dBm)
BPSK	18.54	25.39	19.11	25.96	30
QPSK	17.85	26.25	18.42	26.82	30
16QAM	22.44	23.45	23.01	24.02	30
64QAM	19.94	20.87	20.51	21.44	30
256QAM	16.52	18.35	17.09	18.92	30

Note: EIRP (dBm) = Cond. Power (dBm) + Antenna Gain (dBi) + Array Gain (if applicable)

NR n77 SCS 30 kHz (3.45 GHz ~ 3.55 GHz) - Ant 1, Channel Bandwidth: 40 MHz

NR n77 SCS 30 kHz 40M					
Modulation	RB Size	RB Offset	Measurement Conducted Power (dBm)		
			CH 631334	CH 633334	CH 635332
			3470.01 MHz	3500.01 MHz	3529.98 MHz
BPSK	1	1	24.74	24.46	25.31
	1	0	18.06	18.91	18.1
QPSK	1	1	24.62	25.15	24.83
	1	0	17.54	18.49	17.49
	1	53	24.68	24.87	25.06
	1	104	24.13	25.11	25.1
	1	105	17.75	18.15	17.74
	50	0	22.14	22.75	23.23
	50	28	24.13	25.58	24.44
	50	56	23.49	22.18	22.63
	100	0	23.74	22.19	22.68
	106	0	21.28	21.12	21.45
16QAM	1	0	22.58	23.54	23.05
64QAM	1	0	20.3	20.27	21.47
256QAM	1	0	17.53	17.25	17.09

Output Power					
Modulation	Minimum Cond. Power (dBm)	Maximum Cond. Power (dBm)	Minimum EIRP (dBm)	Maximum EIRP (dBm)	EIRP Limit (dBm)
BPSK	18.06	25.31	18.63	25.88	30
QPSK	17.49	25.58	18.06	26.15	30
16QAM	22.58	23.54	23.15	24.11	30
64QAM	20.27	21.47	20.84	22.04	30
256QAM	17.09	17.53	17.66	18.1	30

Note: EIRP (dBm) = Cond. Power (dBm) + Antenna Gain (dBi) + Array Gain (if applicable)

NR n77 SCS 30 kHz (3.45 GHz ~ 3.55 GHz) - Ant 1, Channel Bandwidth: 50 MHz

NR n77 SCS 30 kHz 50M					
Modulation	RB Size	RB Offset	Measurement Conducted Power (dBm)		
			CH 631668	CH 633334	CH 635000
			3475.02 MHz	3500.01 MHz	3525 MHz
BPSK	1	1	24.52	25.16	24.26
	1	0	18.22	18.61	19.89
QPSK	1	1	25.12	25.95	24.44
	1	0	17.65	18.89	18.59
	1	67	24.4	25.67	24.16
	1	131	24.07	25.81	25.65
	1	132	17.91	17.75	18.39
	64	0	22.06	22.45	23.71
	64	35	24.16	24.08	24.13
	64	69	22.33	22.68	21.74
	128	0	21.91	22.19	22.67
	133	0	21.6	20.22	21.67
16QAM	1	0	22.62	21.74	21.78
64QAM	1	0	21.65	20.57	19.63
256QAM	1	0	17.65	16.45	18.14

Output Power					
Modulation	Minimum Cond. Power (dBm)	Maximum Cond. Power (dBm)	Minimum EIRP (dBm)	Maximum EIRP (dBm)	EIRP Limit (dBm)
BPSK	18.22	25.16	18.79	25.73	30
QPSK	17.65	25.95	18.22	26.52	30
16QAM	21.74	22.62	22.31	23.19	30
64QAM	19.63	21.65	20.2	22.22	30
256QAM	16.45	18.14	17.02	18.71	30

Note: EIRP (dBm) = Cond. Power (dBm) + Antenna Gain (dBi) + Array Gain (if applicable)

NR n77 SCS 30 kHz (3.45 GHz ~ 3.55 GHz) - Ant 1, Channel Bandwidth: 60 MHz

NR n77 SCS 30 kHz 60M					
Modulation	RB Size	RB Offset	Measurement Conducted Power (dBm)		
			CH 632000	CH 633334	CH 634666
			3480 MHz	3500.01 MHz	3519.99 MHz
BPSK	1	1	24.79	23.96	24.06
	1	0	19.51	19.01	19.81
QPSK	1	1	25.03	26.15	24.67
	1	0	18.12	17.49	17.67
	1	81	24.75	25.67	25.26
	1	160	25.86	26.21	25.55
	1	161	19.22	19.45	19.52
	81	0	22.63	23.55	22.53
	81	41	25.61	25.28	25.66
	81	81	22.56	23.78	23.53
	162	0	23.38	22.19	23.98
16QAM	1	0	22.92	21.84	22.38
64QAM	1	0	20.01	20.37	21.03
256QAM	1	0	17.49	16.65	17.67

Output Power					
Modulation	Minimum Cond. Power (dBm)	Maximum Cond. Power (dBm)	Minimum EIRP (dBm)	Maximum EIRP (dBm)	EIRP Limit (dBm)
BPSK	19.01	24.79	19.58	25.36	30
QPSK	17.49	26.21	18.06	26.78	30
16QAM	21.84	22.92	22.41	23.49	30
64QAM	20.01	21.03	20.58	21.6	30
256QAM	16.65	17.67	17.22	18.24	30

Note: EIRP (dBm) = Cond. Power (dBm) + Antenna Gain (dBi) + Array Gain (if applicable)

NR n77 SCS 30 kHz (3.45 GHz ~ 3.55 GHz) - Ant 1, Channel Bandwidth: 70 MHz

NR n77 SCS 30 kHz 70M					
Modulation	RB Size	RB Offset	Measurement Conducted Power (dBm)		
			CH 632334	CH 633334	CH 634332
			3485.01 MHz	3500.01 MHz	3514.98 MHz
BPSK	1	1	25.59	25.56	24.25
	1	1	19.39	19.41	20
QPSK	1	1	25.19	25.75	25.58
	1	1	18.75	19.39	18.37
	1	95	24.64	25.37	26.07
	1	187	24.9	25.81	25.97
	1	188	18.75	18.05	18.03
	90	0	22.75	22.65	23.33
	90	50	24.43	25.48	24.12
	90	99	23.03	22.88	23.52
	180	0	23.57	22.29	22.03
	189	0	20.85	20.42	20.51
16QAM	1	1	23.4	22.44	22.66
64QAM	1	1	19.63	21.07	21.67
256QAM	1	1	16.31	17.45	17.93

Output Power					
Modulation	Minimum Cond. Power (dBm)	Maximum Cond. Power (dBm)	Minimum EIRP (dBm)	Maximum EIRP (dBm)	EIRP Limit (dBm)
BPSK	19.39	25.59	19.96	26.16	30
QPSK	18.03	26.07	18.6	26.64	30
16QAM	22.44	23.4	23.01	23.97	30
64QAM	19.63	21.67	20.2	22.24	30
256QAM	16.31	17.93	16.88	18.5	30

Note: EIRP (dBm) = Cond. Power (dBm) + Antenna Gain (dBi) + Array Gain (if applicable)

NR n77 SCS 30 kHz (3.45 GHz ~ 3.55 GHz) - Ant 1, Channel Bandwidth: 80 MHz

NR n77 SCS 30 kHz 80M					
Modulation	RB Size	RB Offset	Measurement Conducted Power (dBm)		
			CH 632668	CH 633334	CH 634000
			3490.02 MHz	3500.01 MHz	3510 MHz
BPSK	1	1	25.11	25.46	23.89
	1	0	18.61	19.71	18.86
QPSK	1	1	25.44	25.85	24.44
	1	0	18.87	19.09	17.96
	1	109	24.74	25.17	25.92
	1	215	24.31	24.51	25.22
	1	216	18.2	19.25	19.51
	108	0	22.95	22.35	22.15
	108	55	25.28	24.08	25.19
	108	109	23.57	21.98	23.78
	216	0	22.76	22.59	22.11
	217	0	20.17	21.72	20.84
16QAM	1	0	22.08	21.74	21.81
64QAM	1	0	19.95	20.47	19.79
256QAM	1	0	17.03	17.95	17.85

Output Power					
Modulation	Minimum Cond. Power (dBm)	Maximum Cond. Power (dBm)	Minimum EIRP (dBm)	Maximum EIRP (dBm)	EIRP Limit (dBm)
BPSK	18.61	25.46	19.18	26.03	30
QPSK	17.96	25.92	18.53	26.49	30
16QAM	21.74	22.08	22.31	22.65	30
64QAM	19.79	20.47	20.36	21.04	30
256QAM	17.03	17.95	17.6	18.52	30

Note: EIRP (dBm) = Cond. Power (dBm) + Antenna Gain (dBi) + Array Gain (if applicable)

NR n77 SCS 30 kHz (3.45 GHz ~ 3.55 GHz) - Ant 1, Channel Bandwidth: 90 MHz

NR n77 SCS 30 kHz 90M					
Modulation	RB Size	RB Offset	Measurement Conducted Power (dBm)		
			CH 633000	CH 633334	CH 633666
			3495 MHz	3500.01 MHz	3504.99 MHz
BPSK	1	1	24.36	25.86	25.73
	1	0	19.66	19.31	19.28
QPSK	1	1	24.81	26.25	24.95
	1	0	18.49	18.39	17.52
	1	123	24.98	25.87	24.89
	1	243	26.08	25.01	25.43
	1	244	19.07	18.85	18.86
	120	0	23.13	23.45	23.87
	120	63	25.49	24.78	26.01
	120	125	22.01	23.68	22.38
	243	0	23.46	23.69	22.48
	245	0	21.61	20.92	21.09
16QAM	1	0	21.9	23.44	23.71
64QAM	1	0	20.88	20.77	21.73
256QAM	1	0	16.55	17.85	17.52

Output Power					
Modulation	Minimum Cond. Power (dBm)	Maximum Cond. Power (dBm)	Minimum EIRP (dBm)	Maximum EIRP (dBm)	EIRP Limit (dBm)
BPSK	19.28	25.86	19.85	26.43	30
QPSK	17.52	26.25	18.09	26.82	30
16QAM	21.9	23.71	22.47	24.28	30
64QAM	20.77	21.73	21.34	22.3	30
256QAM	16.55	17.85	17.12	18.42	30

Note: EIRP (dBm) = Cond. Power (dBm) + Antenna Gain (dBi) + Array Gain (if applicable)

NR n77 SCS 30 kHz (3.45 GHz ~ 3.55 GHz) - Ant 1, Channel Bandwidth: 100 MHz

NR n77 SCS 30 kHz 100M			
Modulation	RB Size	RB Offset	Measurement Conducted Power (dBm)
			CH 633334
			3500.01 MHz
BPSK	1	1	25.36
	1	0	19.61
QPSK	1	1	26.25
	1	0	18.99
	1	137	25.57
	1	271	25.71
	1	272	19.25
	135	0	23.45
	135	69	25.58
	135	138	23.38
	270	0	23.49
	273	0	21.42
16QAM	1	0	23.24
64QAM	1	0	21.27
256QAM	1	0	17.85

Output Power					
Modulation	Minimum Cond. Power (dBm)	Maximum Cond. Power (dBm)	Minimum EIRP (dBm)	Maximum EIRP (dBm)	EIRP Limit (dBm)
BPSK	19.61	25.36	20.18	25.93	30
QPSK	18.99	26.25	19.56	26.82	30
16QAM	23.24	23.24	23.81	23.81	30
64QAM	21.27	21.27	21.84	21.84	30
256QAM	17.85	17.85	18.42	18.42	30

Note: EIRP (dBm) = Cond. Power (dBm) + Antenna Gain (dBi) + Array Gain (if applicable)

NR n77 SCS 30 kHz (3.45 GHz ~ 3.55 GHz) - MIMO, Channel Bandwidth: 10 MHz

NR n77 SCS 30 kHz 10M											
Modulation	RB Size	RB Offset	Measurement Conducted Power (dBm)								
			CH 630334			CH 633334			CH 636332		
			3455.01 MHz			3500.01 MHz			3544.98 MHz		
			TX 1	TX 2	Total	TX 1	TX 2	Total	TX 1	TX 2	Total
BPSK	1	1	24.87	25.49	28.20	24.97	25.44	28.22	24.94	25.49	28.23
QPSK	1	1	25.05	25.54	28.31	25.09	25.52	28.32	25.01	25.41	28.22
	1	11	25.19	25.65	28.44	25.22	25.65	28.45	25.29	25.70	28.51
	1	22	25.32	25.70	28.52	25.33	25.63	28.49	25.31	25.58	28.46
	12	0	23.17	23.72	26.46	23.12	23.72	26.44	23.14	23.70	26.44
	12	6	25.19	25.72	28.47	25.31	25.71	28.52	25.24	25.60	28.43
	12	12	23.22	23.65	26.45	23.25	23.68	26.48	23.18	23.57	26.39
	24	0	21.17	21.57	24.38	21.26	21.55	24.42	21.24	21.67	24.47
16QAM	1	1	23.10	23.83	26.49	23.14	23.87	26.53	23.16	23.89	26.55
64QAM	1	1	21.50	21.83	24.68	21.54	21.77	24.67	21.56	21.84	24.71
256QAM	1	1	17.83	18.35	21.11	17.79	18.34	21.08	17.76	18.35	21.08

Output Power					
Modulation	Minimum Cond. Power (dBm)	Maximum Cond. Power (dBm)	Minimum EIRP (dBm)	Maximum EIRP (dBm)	EIRP Limit (dBm)
BPSK	28.20	28.23	28.86	28.89	30
QPSK	24.38	28.52	25.04	29.18	30
16QAM	26.49	26.55	27.15	27.21	30
64QAM	24.67	24.71	25.33	25.37	30
256QAM	21.08	21.11	21.74	21.77	30

Note: EIRP (dBm) = Cond. Power (dBm) + Antenna Gain (dBi) + Array Gain (if applicable)

NR n77 SCS 30 kHz (3.45 GHz ~ 3.55 GHz) - MIMO, Channel Bandwidth: 15 MHz

NR n77 SCS 30 kHz 15M											
Modulation	RB Size	RB Offset	Measurement Conducted Power (dBm)								
			CH 630500			CH 633334			CH 636166		
			3457.5 MHz			3500.01 MHz			3542.49 MHz		
			TX 1	TX 2	Total	TX 1	TX 2	Total	TX 1	TX 2	Total
BPSK	1	1	24.96	25.39	28.19	24.99	25.52	28.27	24.91	25.54	28.25
QPSK	1	1	25.04	25.42	28.24	24.99	25.54	28.28	25.02	25.48	28.27
	1	19	25.25	25.74	28.51	25.22	25.63	28.44	25.20	25.66	28.45
	1	36	25.34	25.57	28.47	25.36	25.61	28.50	25.34	25.57	28.47
	18	0	23.14	23.70	26.44	23.16	23.70	26.45	23.19	23.64	26.43
	18	10	25.30	25.60	28.46	25.27	25.57	28.43	25.19	25.71	28.47
	18	20	23.20	23.68	26.46	23.18	23.69	26.45	23.31	23.70	26.52
	36	0	21.24	21.63	24.45	21.13	21.64	24.40	21.18	21.61	24.41
16QAM	1	1	23.13	23.90	26.54	23.22	23.88	26.57	23.14	23.78	26.48
64QAM	1	1	21.51	21.75	24.64	21.47	21.86	24.68	21.49	21.77	24.64
256QAM	1	1	17.81	18.36	21.10	17.80	18.41	21.13	17.74	18.28	21.03

Output Power					
Modulation	Minimum Cond. Power (dBm)	Maximum Cond. Power (dBm)	Minimum EIRP (dBm)	Maximum EIRP (dBm)	EIRP Limit (dBm)
BPSK	28.19	28.27	28.85	28.93	30
QPSK	24.40	28.51	25.06	29.17	30
16QAM	26.48	26.57	27.14	27.23	30
64QAM	24.64	24.68	25.30	25.34	30
256QAM	21.03	21.13	21.69	21.79	30

Note: EIRP (dBm) = Cond. Power (dBm) + Antenna Gain (dBi) + Array Gain (if applicable)

NR n77 SCS 30 kHz (3.45 GHz ~ 3.55 GHz) - MIMO, Channel Bandwidth: 20 MHz

NR n77 SCS 30 kHz 20M											
Modulation	RB Size	RB Offset	Measurement Conducted Power (dBm)								
			CH 630668			CH 633334			CH 636000		
			3460.02 MHz			3500.01 MHz			3540 MHz		
			TX 1	TX 2	Total	TX 1	TX 2	Total	TX 1	TX 2	Total
BPSK	1	1	24.87	25.48	28.20	24.90	25.46	28.20	24.88	25.41	28.16
QPSK	1	1	24.98	25.50	28.26	25.00	25.55	28.29	24.96	25.55	28.28
	1	26	25.22	25.71	28.48	25.25	25.62	28.45	25.24	25.64	28.45
	1	49	25.41	25.62	28.53	25.29	25.60	28.46	25.34	25.70	28.53
	25	0	23.21	23.70	26.47	23.08	23.71	26.42	23.18	23.65	26.43
	25	13	25.25	25.65	28.46	25.23	25.60	28.43	25.33	25.60	28.48
	25	26	23.27	23.69	26.50	23.22	23.70	26.48	23.28	23.64	26.47
	50	0	21.15	21.56	24.37	21.17	21.64	24.42	21.28	21.69	24.50
16QAM	1	1	23.24	23.78	26.53	23.20	23.88	26.56	23.15	23.91	26.56
64QAM	1	1	21.54	21.84	24.70	21.54	21.78	24.67	21.46	21.81	24.65
256QAM	1	1	17.76	18.28	21.04	17.71	18.36	21.06	17.73	18.31	21.04

Output Power					
Modulation	Minimum Cond. Power (dBm)	Maximum Cond. Power (dBm)	Minimum EIRP (dBm)	Maximum EIRP (dBm)	EIRP Limit (dBm)
BPSK	28.16	28.20	28.82	28.86	30
QPSK	24.37	28.53	25.03	29.19	30
16QAM	26.53	26.56	27.19	27.22	30
64QAM	24.65	24.70	25.31	25.36	30
256QAM	21.04	21.06	21.70	21.72	30

Note: EIRP (dBm) = Cond. Power (dBm) + Antenna Gain (dBi) + Array Gain (if applicable)

NR n77 SCS 30 kHz (3.45 GHz ~ 3.55 GHz) - MIMO, Channel Bandwidth: 25 MHz

NR n77 SCS 30 kHz 25M											
Modulation	RB Size	RB Offset	Measurement Conducted Power (dBm)								
			CH 630834			CH 633334			CH 635832		
			3462.51 MHz			3500.01 MHz			3537.48 MHz		
			TX 1	TX 2	Total	TX 1	TX 2	Total	TX 1	TX 2	Total
BPSK	1	1	24.88	25.50	28.21	24.85	25.52	28.21	24.87	25.45	28.18
QPSK	1	1	25.01	25.55	28.30	25.09	25.47	28.29	25.06	25.47	28.28
	1	33	25.24	25.73	28.50	25.31	25.60	28.47	25.22	25.63	28.44
	1	63	25.31	25.58	28.46	25.42	25.59	28.52	25.33	25.61	28.48
	32	0	23.08	23.69	26.41	23.16	23.64	26.42	23.21	23.68	26.46
	32	17	25.23	25.63	28.44	25.25	25.69	28.49	25.33	25.66	28.51
	32	33	23.23	23.58	26.42	23.26	23.62	26.45	23.27	23.58	26.44
	64	0	21.13	21.69	24.43	21.14	21.67	24.42	21.24	21.54	24.40
16QAM	1	1	23.11	23.80	26.48	23.13	23.79	26.48	23.23	23.86	26.57
64QAM	1	1	21.41	21.81	24.62	21.52	21.82	24.68	21.41	21.73	24.58
256QAM	1	1	17.70	18.38	21.06	17.70	18.39	21.07	17.75	18.30	21.04

Output Power					
Modulation	Minimum Cond. Power (dBm)	Maximum Cond. Power (dBm)	Minimum EIRP (dBm)	Maximum EIRP (dBm)	EIRP Limit (dBm)
BPSK	28.18	28.21	28.84	28.87	30
QPSK	24.40	28.52	25.06	29.18	30
16QAM	26.48	26.57	27.14	27.23	30
64QAM	24.58	24.68	25.24	25.34	30
256QAM	21.04	21.07	21.70	21.73	30

Note: EIRP (dBm) = Cond. Power (dBm) + Antenna Gain (dBi) + Array Gain (if applicable)

NR n77 SCS 30 kHz (3.45 GHz ~ 3.55 GHz) - MIMO, Channel Bandwidth: 30 MHz

NR n77 SCS 30 kHz 30M											
Modulation	RB Size	RB Offset	Measurement Conducted Power (dBm)								
			CH 631000			CH 633334			CH 635666		
			3465 MHz			3500.01 MHz			3534.99 MHz		
			TX 1	TX 2	Total	TX 1	TX 2	Total	TX 1	TX 2	Total
BPSK	1	1	24.90	25.53	28.24	24.85	25.45	28.17	24.99	25.43	28.23
QPSK	1	1	25.07	25.43	28.26	24.96	25.43	28.21	25.05	25.44	28.26
	1	39	25.22	25.74	28.50	25.32	25.66	28.50	25.19	25.70	28.46
	1	76	25.38	25.60	28.50	25.31	25.71	28.52	25.41	25.68	28.56
	36	0	23.15	23.67	26.43	23.15	23.65	26.42	23.10	23.74	26.44
	36	21	25.31	25.65	28.49	25.25	25.72	28.50	25.29	25.68	28.50
	36	42	23.24	23.61	26.44	23.20	23.63	26.43	23.19	23.70	26.46
	75	0	21.22	21.54	24.39	21.18	21.65	24.43	21.23	21.59	24.42
16QAM	1	1	23.18	23.88	26.55	23.12	23.80	26.48	23.17	23.85	26.53
64QAM	1	1	21.53	21.84	24.70	21.54	21.82	24.69	21.42	21.79	24.62
256QAM	1	1	17.73	18.30	21.03	17.79	18.38	21.11	17.75	18.40	21.10

Output Power					
Modulation	Minimum Cond. Power (dBm)	Maximum Cond. Power (dBm)	Minimum EIRP (dBm)	Maximum EIRP (dBm)	EIRP Limit (dBm)
BPSK	28.17	28.24	28.83	28.90	30
QPSK	24.39	28.56	25.05	29.22	30
16QAM	26.48	26.55	27.14	27.21	30
64QAM	24.62	24.70	25.28	25.36	30
256QAM	21.03	21.11	21.69	21.77	30

Note: EIRP (dBm) = Cond. Power (dBm) + Antenna Gain (dBi) + Array Gain (if applicable)

NR n77 SCS 30 kHz (3.45 GHz ~ 3.55 GHz) - MIMO, Channel Bandwidth: 40 MHz

NR n77 SCS 30 kHz 40M											
Modulation	RB Size	RB Offset	Measurement Conducted Power (dBm)								
			CH 631334			CH 633334			CH 635332		
			3470.01 MHz			3500.01 MHz			3529.98 MHz		
			TX 1	TX 2	Total	TX 1	TX 2	Total	TX 1	TX 2	Total
BPSK	1	1	24.91	25.41	28.18	24.96	25.54	28.27	24.86	25.54	28.22
QPSK	1	1	24.97	25.49	28.25	25.04	25.49	28.28	25.07	25.55	28.33
	1	53	25.23	25.65	28.46	25.20	25.59	28.41	25.31	25.61	28.47
	1	104	25.35	25.68	28.53	25.33	25.57	28.46	25.41	25.58	28.51
	50	0	23.13	23.75	26.46	23.13	23.74	26.46	23.09	23.78	26.46
	50	28	25.32	25.64	28.49	25.30	25.70	28.51	25.29	25.61	28.46
	50	56	23.31	23.60	26.47	23.31	23.65	26.49	23.27	23.63	26.46
	100	0	21.20	21.57	24.40	21.23	21.63	24.44	21.25	21.64	24.46
16QAM	1	1	23.10	23.87	26.51	23.19	23.90	26.57	23.21	23.80	26.53
64QAM	1	1	21.54	21.71	24.64	21.52	21.72	24.63	21.43	21.78	24.62
256QAM	1	1	17.76	18.40	21.10	17.68	18.41	21.07	17.72	18.40	21.08

Output Power					
Modulation	Minimum Cond. Power (dBm)	Maximum Cond. Power (dBm)	Minimum EIRP (dBm)	Maximum EIRP (dBm)	EIRP Limit (dBm)
BPSK	28.18	28.27	28.84	28.93	30
QPSK	24.40	28.53	25.06	29.19	30
16QAM	26.51	26.57	27.17	27.23	30
64QAM	24.62	24.64	25.28	25.30	30
256QAM	21.07	21.10	21.73	21.76	30

Note: EIRP (dBm) = Cond. Power (dBm) + Antenna Gain (dBi) + Array Gain (if applicable)

NR n77 SCS 30 kHz (3.45 GHz ~ 3.55 GHz) - MIMO, Channel Bandwidth: 50 MHz

NR n77 SCS 30 kHz 50M											
Modulation	RB Size	RB Offset	Measurement Conducted Power (dBm)								
			CH 631668			CH 633334			CH 635000		
			3475.02 MHz			3500.01 MHz			3525 MHz		
			TX 1	TX 2	Total	TX 1	TX 2	Total	TX 1	TX 2	Total
BPSK	1	1	24.89	25.43	28.18	24.89	25.45	28.19	24.89	25.45	28.19
QPSK	1	1	24.95	25.46	28.22	25.03	25.48	28.27	25.00	25.44	28.24
	1	67	25.32	25.64	28.49	25.28	25.64	28.47	25.21	25.69	28.47
	1	131	25.29	25.70	28.51	25.39	25.67	28.54	25.31	25.67	28.50
	64	0	23.11	23.66	26.40	23.16	23.66	26.43	23.22	23.67	26.46
	64	35	25.28	25.66	28.48	25.30	25.67	28.50	25.28	25.65	28.48
	64	69	23.18	23.65	26.43	23.25	23.59	26.43	23.32	23.69	26.52
	128	0	21.18	21.58	24.39	21.13	21.64	24.40	21.26	21.61	24.45
16QAM	1	1	23.10	23.78	26.46	23.24	23.77	26.52	23.16	23.80	26.50
64QAM	1	1	21.56	21.74	24.66	21.51	21.74	24.64	21.48	21.79	24.65
256QAM	1	1	17.68	18.35	21.04	17.75	18.31	21.05	17.82	18.34	21.10

Output Power					
Modulation	Minimum Cond. Power (dBm)	Maximum Cond. Power (dBm)	Minimum EIRP (dBm)	Maximum EIRP (dBm)	EIRP Limit (dBm)
BPSK	28.18	28.19	28.84	28.85	30
QPSK	24.39	28.54	25.05	29.20	30
16QAM	26.46	26.52	27.12	27.18	30
64QAM	24.64	24.66	25.30	25.32	30
256QAM	21.04	21.10	21.70	21.76	30

Note: EIRP (dBm) = Cond. Power (dBm) + Antenna Gain (dBi) + Array Gain (if applicable)

NR n77 SCS 30 kHz (3.45 GHz ~ 3.55 GHz) - MIMO, Channel Bandwidth: 60 MHz

NR n77 SCS 30 kHz 60M											
Modulation	RB Size	RB Offset	Measurement Conducted Power (dBm)								
			CH 632000			CH 633334			CH 634666		
			3480 MHz			3500.01 MHz			3519.99 MHz		
			TX 1	TX 2	Total	TX 1	TX 2	Total	TX 1	TX 2	Total
BPSK	1	1	25.00	25.49	28.26	24.87	25.40	28.15	24.93	25.47	28.22
QPSK	1	1	25.09	25.43	28.27	25.07	25.44	28.27	25.02	25.51	28.28
	1	81	25.27	25.72	28.51	25.19	25.72	28.47	25.22	25.70	28.48
	1	160	25.36	25.63	28.51	25.35	25.59	28.48	25.29	25.64	28.48
	81	0	23.19	23.78	26.51	23.22	23.72	26.49	23.10	23.78	26.46
	81	41	25.30	25.63	28.48	25.19	25.66	28.44	25.31	25.67	28.50
	81	81	23.24	23.63	26.45	23.20	23.66	26.45	23.29	23.66	26.49
	162	0	21.28	21.59	24.45	21.16	21.59	24.39	21.24	21.54	24.40
16QAM	1	1	23.14	23.78	26.48	23.09	23.85	26.50	23.15	23.83	26.51
64QAM	1	1	21.56	21.76	24.67	21.41	21.86	24.65	21.42	21.83	24.64
256QAM	1	1	17.78	18.39	21.11	17.75	18.34	21.07	17.80	18.36	21.10

Output Power					
Modulation	Minimum Cond. Power (dBm)	Maximum Cond. Power (dBm)	Minimum EIRP (dBm)	Maximum EIRP (dBm)	EIRP Limit (dBm)
BPSK	28.15	28.26	28.81	28.92	30
QPSK	24.39	28.51	25.05	29.17	30
16QAM	26.48	26.51	27.14	27.17	30
64QAM	24.64	24.67	25.30	25.33	30
256QAM	21.07	21.11	21.73	21.77	30

Note: EIRP (dBm) = Cond. Power (dBm) + Antenna Gain (dBi) + Array Gain (if applicable)

NR n77 SCS 30 kHz (3.45 GHz ~ 3.55 GHz) - MIMO, Channel Bandwidth: 70 MHz

NR n77 SCS 30 kHz 70M											
Modulation	RB Size	RB Offset	Measurement Conducted Power (dBm)								
			CH 632334			CH 633334			CH 634332		
			3485.01 MHz			3500.01 MHz			3514.98 MHz		
			TX 1	TX 2	Total	TX 1	TX 2	Total	TX 1	TX 2	Total
BPSK	1	1	24.98	25.47	28.24	24.99	25.44	28.23	24.96	25.49	28.24
QPSK	1	1	25.01	25.49	28.27	24.98	25.52	28.27	25.03	25.56	28.31
	1	95	25.24	25.72	28.50	25.24	25.63	28.45	25.27	25.68	28.49
	1	187	25.38	25.62	28.51	25.38	25.67	28.54	25.32	25.64	28.49
	90	0	23.19	23.72	26.47	23.23	23.69	26.48	23.10	23.74	26.44
	90	50	25.26	25.69	28.49	25.32	25.59	28.47	25.29	25.59	28.45
	90	99	23.21	23.60	26.42	23.23	23.59	26.42	23.28	23.59	26.45
	180	0	21.28	21.69	24.50	21.18	21.58	24.39	21.25	21.67	24.48
16QAM	1	1	23.24	23.86	26.57	23.20	23.81	26.53	23.15	23.83	26.51
64QAM	1	1	21.51	21.84	24.69	21.42	21.71	24.58	21.52	21.82	24.68
256QAM	1	1	17.68	18.28	21.00	17.83	18.30	21.08	17.83	18.36	21.11

Output Power					
Modulation	Minimum Cond. Power (dBm)	Maximum Cond. Power (dBm)	Minimum EIRP (dBm)	Maximum EIRP (dBm)	EIRP Limit (dBm)
BPSK	28.23	28.24	28.89	28.90	30
QPSK	24.39	28.54	25.05	29.20	30
16QAM	26.51	26.57	27.17	27.23	30
64QAM	24.58	24.69	25.24	25.35	30
256QAM	21.00	21.11	21.66	21.77	30

Note: EIRP (dBm) = Cond. Power (dBm) + Antenna Gain (dBi) + Array Gain (if applicable)

NR n77 SCS 30 kHz (3.45 GHz ~ 3.55 GHz) - MIMO, Channel Bandwidth: 80 MHz

NR n77 SCS 30 kHz 80M											
Modulation	RB Size	RB Offset	Measurement Conducted Power (dBm)								
			CH 632668			CH 633334			CH 634000		
			3490.02 MHz			3500.01 MHz			3510 MHz		
			TX 1	TX 2	Total	TX 1	TX 2	Total	TX 1	TX 2	Total
BPSK	1	1	24.85	25.48	28.19	24.94	25.40	28.19	24.95	25.41	28.20
QPSK	1	1	25.03	25.47	28.27	25.08	25.55	28.33	25.09	25.45	28.28
	1	109	25.30	25.62	28.47	25.29	25.71	28.52	25.26	25.64	28.46
	1	215	25.37	25.60	28.50	25.41	25.68	28.56	25.32	25.65	28.50
	108	0	23.17	23.67	26.44	23.15	23.73	26.46	23.21	23.73	26.49
	108	55	25.23	25.61	28.43	25.24	25.66	28.47	25.22	25.66	28.46
	108	109	23.33	23.71	26.53	23.25	23.60	26.44	23.18	23.69	26.45
	216	0	21.19	21.63	24.43	21.13	21.64	24.40	21.17	21.63	24.42
16QAM	1	1	23.22	23.92	26.59	23.13	23.80	26.49	23.24	23.89	26.59
64QAM	1	1	21.49	21.84	24.68	21.48	21.72	24.61	21.47	21.82	24.66
256QAM	1	1	17.80	18.38	21.11	17.77	18.31	21.06	17.68	18.38	21.05

Output Power					
Modulation	Minimum Cond. Power (dBm)	Maximum Cond. Power (dBm)	Minimum EIRP (dBm)	Maximum EIRP (dBm)	EIRP Limit (dBm)
BPSK	28.19	28.20	28.85	28.86	30
QPSK	24.40	28.56	25.06	29.22	30
16QAM	26.49	26.59	27.15	27.25	30
64QAM	24.61	24.68	25.27	25.34	30
256QAM	21.05	21.11	21.71	21.77	30

Note: EIRP (dBm) = Cond. Power (dBm) + Antenna Gain (dBi) + Array Gain (if applicable)

NR n77 SCS 30 kHz (3.45 GHz ~ 3.55 GHz) - MIMO, Channel Bandwidth: 90 MHz

NR n77 SCS 30 kHz 90M											
Modulation	RB Size	RB Offset	Measurement Conducted Power (dBm)								
			CH 633000			CH 633334			CH 633666		
			3495 MHz			3500.01 MHz			3504.99 MHz		
			TX 1	TX 2	Total	TX 1	TX 2	Total	TX 1	TX 2	Total
BPSK	1	1	24.86	25.39	28.14	24.88	25.46	28.19	25.00	25.44	28.24
QPSK	1	1	25.00	25.45	28.24	25.06	25.46	28.27	25.03	25.44	28.25
	1	123	25.30	25.59	28.46	25.27	25.65	28.47	25.19	25.68	28.45
	1	243	25.43	25.70	28.58	25.41	25.60	28.52	25.32	25.58	28.46
	120	0	23.10	23.73	26.44	23.12	23.69	26.42	23.15	23.71	26.45
	120	63	25.21	25.67	28.46	25.21	25.69	28.47	25.19	25.66	28.44
	120	125	23.26	23.71	26.50	23.27	23.64	26.47	23.30	23.63	26.48
	243	0	21.20	21.63	24.43	21.23	21.67	24.47	21.14	21.67	24.42
16QAM	1	1	23.13	23.77	26.47	23.12	23.85	26.51	23.20	23.92	26.59
64QAM	1	1	21.47	21.75	24.62	21.41	21.86	24.65	21.55	21.82	24.70
256QAM	1	1	17.75	18.38	21.09	17.79	18.32	21.07	17.74	18.29	21.03

Output Power					
Modulation	Minimum Cond. Power (dBm)	Maximum Cond. Power (dBm)	Minimum EIRP (dBm)	Maximum EIRP (dBm)	EIRP Limit (dBm)
BPSK	28.14	28.24	28.80	28.90	30
QPSK	24.42	28.58	25.08	29.24	30
16QAM	26.47	26.59	27.13	27.25	30
64QAM	24.62	24.70	25.28	25.36	30
256QAM	21.03	21.09	21.69	21.75	30

Note: EIRP (dBm) = Cond. Power (dBm) + Antenna Gain (dBi) + Array Gain (if applicable)

NR n77 SCS 30 kHz (3.45 GHz ~ 3.55 GHz) - MIMO, Channel Bandwidth: 100 MHz

Modulation	RB Size	RB Offset	Measurement Conducted Power (dBm)		
			CH 633334		
			3500.01 MHz		
			TX 1	TX 2	Total
BPSK	1	1	25.00	25.54	28.29
QPSK	1	1	25.09	25.56	28.34
	1	137	25.34	25.74	28.55
	1	271	25.43	25.71	28.58
	135	0	23.23	23.78	26.52
	135	69	25.34	25.72	28.54
	135	138	23.33	23.71	26.53
	273	0	21.28	21.69	24.50
16QAM	1	1	23.24	23.92	26.60
64QAM	1	1	21.56	21.86	24.72
256QAM	1	1	17.83	18.43	21.15

Output Power					
Modulation	Minimum Cond. Power (dBm)	Maximum Cond. Power (dBm)	Minimum EIRP (dBm)	Maximum EIRP (dBm)	EIRP Limit (dBm)
BPSK	28.29	28.29	28.95	28.95	30
QPSK	24.50	28.58	25.16	29.24	30
16QAM	26.60	26.60	27.26	27.26	30
64QAM	24.72	24.72	25.38	25.38	30
256QAM	21.15	21.15	21.81	21.81	30

Note: EIRP (dBm) = Cond. Power (dBm) + Antenna Gain (dBi) + Array Gain (if applicable)

7.1.5 NR n77 SCS 30 kHz (3.7 GHz ~ 3.98 GHz)

NR n77 SCS 30 kHz (3.7 GHz ~ 3.98 GHz) - Ant 1, Channel Bandwidth: 10 MHz

NR n77 SCS 30 kHz 10M					
Modulation	RB Size	RB Offset	Measurement Conducted Power (dBm)		
			CH 647000	CH 656000	CH 665000
			3705 MHz	3840 MHz	3975 MHz
BPSK	1	1	24.44	25.88	25.45
	1	0	20.22	19.02	19.18
QPSK	1	1	26.35	24.35	25.39
	1	0	18.35	17.85	18.68
	1	11	25.15	24.05	25.33
	1	22	25.83	24.77	25.42
	1	23	19.54	19.06	18.56
	12	0	24.03	24.05	22.26
	12	6	25.08	26.08	25.41
	12	12	23.61	23.62	22.21
	24	0	23.36	23.56	22.85
16QAM	1	0	23.11	23.12	23.8
64QAM	1	0	21.77	21.69	20.48
256QAM	1	0	18.48	17.92	18.32

Output Power					
Modulation	Minimum Cond. Power (dBm)	Maximum Cond. Power (dBm)	Minimum EIRP (dBm)	Maximum EIRP (dBm)	EIRP Limit (dBm)
BPSK	19.02	25.88	19.59	26.45	30
QPSK	17.85	26.35	18.42	26.92	30
16QAM	23.11	23.8	23.68	24.37	30
64QAM	20.48	21.77	21.05	22.34	30
256QAM	17.92	18.48	18.49	19.05	30

Note: EIRP (dBm) = Cond. Power (dBm) + Antenna Gain (dBi) + Array Gain (if applicable)

NR n77 SCS 30 kHz (3.7 GHz ~ 3.98 GHz) - Ant 1, Channel Bandwidth: 15 MHz

NR n77 SCS 30 kHz 15M					
Modulation	RB Size	RB Offset	Measurement Conducted Power (dBm)		
			CH 647168	CH 656000	CH 664832
			3707.52 MHz	3840 MHz	3972.48 MHz
BPSK	1	1	25.77	25.38	25.64
	1	0	18.42	19.72	20.23
QPSK	1	1	25.23	25.85	24.22
	1	0	18.9	18.05	18.54
	1	19	25.82	24.65	24.55
	1	36	24.95	24.57	25.16
	1	37	19.42	19.36	19.52
	18	0	23.79	23.65	22.27
	18	10	25.09	25.78	25.56
	18	20	22.51	23.92	22.98
	36	0	23.95	22.56	23.51
	38	0	20.58	21.51	21.69
16QAM	1	0	23.24	22.62	22.01
64QAM	1	0	21.31	21.69	21.68
256QAM	1	0	17.82	17.62	18.7

Output Power					
Modulation	Minimum Cond. Power (dBm)	Maximum Cond. Power (dBm)	Minimum EIRP (dBm)	Maximum EIRP (dBm)	EIRP Limit (dBm)
BPSK	18.42	25.77	18.99	26.34	30
QPSK	18.05	25.85	18.62	26.42	30
16QAM	22.01	23.24	22.58	23.81	30
64QAM	21.31	21.69	21.88	22.26	30
256QAM	17.62	18.7	18.19	19.27	30

Note: EIRP (dBm) = Cond. Power (dBm) + Antenna Gain (dBi) + Array Gain (if applicable)

NR n77 SCS 30 kHz (3.7 GHz ~ 3.98 GHz) - Ant 1, Channel Bandwidth: 20 MHz

NR n77 SCS 30 kHz 20M					
Modulation	RB Size	RB Offset	Measurement Conducted Power (dBm)		
			CH 647334	CH 656000	CH 664666
			3710.01 MHz	3840 MHz	3969.99 MHz
BPSK	1	1	25.16	25.58	24
	1	0	19.61	19.92	18.68
QPSK	1	1	26.01	25.55	25.84
	1	0	18.91	19.45	19.32
	1	26	24.8	24.45	25.82
	1	49	25.78	25.87	26.03
	1	50	18.75	19.76	19.13
	25	0	23.52	22.35	23.95
	25	13	25.43	24.88	25.02
	25	26	23.98	23.22	23.2
	50	0	22.96	23.76	23.55
	51	0	20.69	21.91	21.53
16QAM	1	0	22.58	22.52	23.98
64QAM	1	0	19.87	20.59	20.96
256QAM	1	0	19.09	19.02	18.57

Output Power					
Modulation	Minimum Cond. Power (dBm)	Maximum Cond. Power (dBm)	Minimum EIRP (dBm)	Maximum EIRP (dBm)	EIRP Limit (dBm)
BPSK	18.68	25.58	19.25	26.15	30
QPSK	18.75	26.03	19.32	26.6	30
16QAM	22.52	23.98	23.09	24.55	30
64QAM	19.87	20.96	20.44	21.53	30
256QAM	18.57	19.09	19.14	19.66	30

Note: EIRP (dBm) = Cond. Power (dBm) + Antenna Gain (dBi) + Array Gain (if applicable)

NR n77 SCS 30 kHz (3.7 GHz ~ 3.98 GHz) - Ant 1, Channel Bandwidth: 25 MHz

NR n77 SCS 30 kHz 25M					
Modulation	RB Size	RB Offset	Measurement Conducted Power (dBm)		
			CH 647500	CH 656000	CH 664500
			3712.5 MHz	3840 MHz	3967.5 MHz
BPSK	1	1	25.49	26.08	24.34
	1	0	19.7	19.92	19.18
QPSK	1	1	25.74	26.34	26.03
	1	0	18.86	18.95	19.1
	1	33	24.91	25.25	24.96
	1	63	26.05	24.27	24.56
	1	64	18.46	18.56	18.83
	32	0	22.62	23.85	24.12
	32	17	25.44	25.28	25.22
	32	33	23.26	22.32	22.59
	64	0	23.13	24.06	23.64
	65	0	20.52	21.41	20.07
16QAM	1	0	22.22	22.32	23.08
64QAM	1	0	19.84	20.49	20.17
256QAM	1	0	17.62	17.82	17.57

Output Power					
Modulation	Minimum Cond. Power (dBm)	Maximum Cond. Power (dBm)	Minimum EIRP (dBm)	Maximum EIRP (dBm)	EIRP Limit (dBm)
BPSK	19.18	26.08	19.75	26.65	30
QPSK	18.46	26.34	19.03	26.91	30
16QAM	22.22	23.08	22.79	23.65	30
64QAM	19.84	20.49	20.41	21.06	30
256QAM	17.57	17.82	18.14	18.39	30

Note: EIRP (dBm) = Cond. Power (dBm) + Antenna Gain (dBi) + Array Gain (if applicable)

NR n77 SCS 30 kHz (3.7 GHz ~ 3.98 GHz) - Ant 1, Channel Bandwidth: 30 MHz

NR n77 SCS 30 kHz 30M					
Modulation	RB Size	RB Offset	Measurement Conducted Power (dBm)		
			CH 647668	CH 656000	CH 664332
			3715.02 MHz	3840 MHz	3964.98 MHz
BPSK	1	1	25.23	25.28	25.36
	1	0	19.07	19.02	19.37
QPSK	1	1	25.64	25.95	25.85
	1	0	18.51	18.15	19.03
	1	39	25.7	25.75	24.79
	1	76	25.66	25.97	25.05
	1	77	18.42	18.16	19.7
	36	0	22.45	23.75	22.9
	36	21	25.25	25.38	26.14
	36	42	22.51	23.32	23.4
	75	0	23.74	23.66	23.38
	78	0	21.19	20.91	20.59
16QAM	1	0	22.67	23.02	22.97
64QAM	1	0	20.39	20.29	20.64
256QAM	1	0	19.18	19.02	18.07

Output Power					
Modulation	Minimum Cond. Power (dBm)	Maximum Cond. Power (dBm)	Minimum EIRP (dBm)	Maximum EIRP (dBm)	EIRP Limit (dBm)
BPSK	19.02	25.36	19.59	25.93	30
QPSK	18.15	26.14	18.72	26.71	30
16QAM	22.67	23.02	23.24	23.59	30
64QAM	20.29	20.64	20.86	21.21	30
256QAM	18.07	19.18	18.64	19.75	30

Note: EIRP (dBm) = Cond. Power (dBm) + Antenna Gain (dBi) + Array Gain (if applicable)

NR n77 SCS 30 kHz (3.7 GHz ~ 3.98 GHz) - Ant 1, Channel Bandwidth: 40 MHz

NR n77 SCS 30 kHz 40M					
Modulation	RB Size	RB Offset	Measurement Conducted Power (dBm)		
			CH 648000	CH 656000	CH 664000
			3720 MHz	3840 MHz	3960 MHz
BPSK	1	1	26.01	25.98	25.75
	1	0	20.13	19.22	19.17
QPSK	1	1	25.17	24.45	25.51
	1	0	17.95	18.55	19.53
	1	53	25.65	25.35	24.22
	1	104	24.51	26.27	24.74
	1	105	18.8	18.46	18.44
	50	0	23.67	23.85	22.34
	50	28	25.84	25.98	25.89
	50	56	24.08	23.12	22.96
	100	0	22.42	22.66	22.24
	106	0	21.98	22.01	20.83
16QAM	1	0	22.35	23.92	24.06
64QAM	1	0	21.48	20.59	20.51
256QAM	1	0	17.78	18.82	18.5

Output Power					
Modulation	Minimum Cond. Power (dBm)	Maximum Cond. Power (dBm)	Minimum EIRP (dBm)	Maximum EIRP (dBm)	EIRP Limit (dBm)
BPSK	19.17	26.01	19.74	26.58	30
QPSK	17.95	26.27	18.52	26.84	30
16QAM	22.35	24.06	22.92	24.63	30
64QAM	20.51	21.48	21.08	22.05	30
256QAM	17.78	18.82	18.35	19.39	30

Note: EIRP (dBm) = Cond. Power (dBm) + Antenna Gain (dBi) + Array Gain (if applicable)

NR n77 SCS 30 kHz (3.7 GHz ~ 3.98 GHz) - Ant 1, Channel Bandwidth: 50 MHz

NR n77 SCS 30 kHz 50M					
Modulation	RB Size	RB Offset	Measurement Conducted Power (dBm)		
			CH 648334	CH 656000	CH 663666
			3725.01 MHz	3840 MHz	3954.99 MHz
BPSK	1	1	25.9	24.58	25.64
	1	0	19.57	19.72	19
QPSK	1	1	26.12	25.35	25.84
	1	0	19.27	19.55	19.28
	1	67	24.01	24.75	24.7
	1	131	24.54	24.27	24.68
	1	132	18.64	18.66	18.76
	64	0	22.3	23.35	23.6
	64	35	25.42	25.28	25.05
	64	69	22.61	22.12	23.87
	128	0	24.13	23.16	23.65
	133	0	20.73	21.71	22.05
16QAM	1	0	22.42	23.42	22.7
64QAM	1	0	19.73	20.19	21.74
256QAM	1	0	17.29	17.32	17.53

Output Power					
Modulation	Minimum Cond. Power (dBm)	Maximum Cond. Power (dBm)	Minimum EIRP (dBm)	Maximum EIRP (dBm)	EIRP Limit (dBm)
BPSK	19	25.9	19.57	26.47	30
QPSK	18.64	26.12	19.21	26.69	30
16QAM	22.42	23.42	22.99	23.99	30
64QAM	19.73	21.74	20.3	22.31	30
256QAM	17.29	17.53	17.86	18.1	30

Note: EIRP (dBm) = Cond. Power (dBm) + Antenna Gain (dBi) + Array Gain (if applicable)

NR n77 SCS 30 kHz (3.7 GHz ~ 3.98 GHz) - Ant 1, Channel Bandwidth: 60 MHz

NR n77 SCS 30 kHz 60M					
Modulation	RB Size	RB Offset	Measurement Conducted Power (dBm)		
			CH 648668	CH 656000	CH 663332
			3730.02 MHz	3840 MHz	3949.98 MHz
BPSK	1	1	25.79	24.78	23.93
	1	0	18.59	18.42	20.1
QPSK	1	1	25.83	24.95	25.09
	1	0	18.2	18.65	18.67
	1	81	24.83	25.15	25.07
	1	160	26.05	24.67	25.26
	1	161	18.51	18.46	18.57
	81	0	22.7	24.25	22.67
	81	41	25.77	25.78	26.17
	81	81	22.25	23.82	23.9
	162	0	24.03	22.46	23.44
16QAM	1	0	24.05	22.82	23.48
64QAM	1	0	21.09	20.69	21.07
256QAM	1	0	18.22	17.82	17.9

Output Power					
Modulation	Minimum Cond. Power (dBm)	Maximum Cond. Power (dBm)	Minimum EIRP (dBm)	Maximum EIRP (dBm)	EIRP Limit (dBm)
BPSK	18.42	25.79	18.99	26.36	30
QPSK	18.2	26.17	18.77	26.74	30
16QAM	22.82	24.05	23.39	24.62	30
64QAM	20.69	21.09	21.26	21.66	30
256QAM	17.82	18.22	18.39	18.79	30

Note: EIRP (dBm) = Cond. Power (dBm) + Antenna Gain (dBi) + Array Gain (if applicable)

NR n77 SCS 30 kHz (3.7 GHz ~ 3.98 GHz) - Ant 1, Channel Bandwidth: 70 MHz

NR n77 SCS 30 kHz 70M					
Modulation	RB Size	RB Offset	Measurement Conducted Power (dBm)		
			CH 649000	CH 656000	CH 663000
			3735 MHz	3840 MHz	3945 MHz
BPSK	1	1	24.35	26.08	24.25
	1	1	18.93	18.62	19.15
QPSK	1	1	25.61	25.35	26.04
	1	1	18.93	19.35	18.66
	1	95	24.73	26.05	24.4
	1	187	24.86	24.27	25.4
	1	188	19.61	18.66	19.51
	90	0	23.8	23.65	22.21
	90	50	24.29	24.88	24.76
	90	99	22.53	23.22	23.19
	180	0	24.01	22.36	24.1
	189	0	21.19	21.21	20.45
16QAM	1	1	23.87	23.72	23.31
64QAM	1	1	20.79	20.69	21.39
256QAM	1	1	17.44	17.52	18.58

Output Power					
Modulation	Minimum Cond. Power (dBm)	Maximum Cond. Power (dBm)	Minimum EIRP (dBm)	Maximum EIRP (dBm)	EIRP Limit (dBm)
BPSK	18.62	26.08	19.19	26.65	30
QPSK	18.66	26.05	19.23	26.62	30
16QAM	23.31	23.87	23.88	24.44	30
64QAM	20.69	21.39	21.26	21.96	30
256QAM	17.44	18.58	18.01	19.15	30

Note: EIRP (dBm) = Cond. Power (dBm) + Antenna Gain (dBi) + Array Gain (if applicable)

NR n77 SCS 30 kHz (3.7 GHz ~ 3.98 GHz) - Ant 1, Channel Bandwidth: 80 MHz

NR n77 SCS 30 kHz 80M					
Modulation	RB Size	RB Offset	Measurement Conducted Power (dBm)		
			CH 649334	CH 656000	CH 662666
			3740.01 MHz	3840 MHz	3939.99 MHz
BPSK	1	1	24.82	25.68	24.92
	1	0	19.95	19.62	20.15
QPSK	1	1	24.33	25.45	25.1
	1	0	18.01	17.85	19.03
	1	109	24.72	25.35	24.84
	1	215	24.26	24.77	25.86
	1	216	19.56	18.46	19.36
	108	0	24.25	23.35	23.91
	108	55	24.73	26.18	25.6
	108	109	22.64	22.22	24.11
	216	0	23.59	22.96	22.75
	217	0	22.12	20.21	21.6
16QAM	1	0	22.45	23.62	22.27
64QAM	1	0	21.17	21.09	20.26
256QAM	1	0	17.89	18.22	17.25

Output Power					
Modulation	Minimum Cond. Power (dBm)	Maximum Cond. Power (dBm)	Minimum EIRP (dBm)	Maximum EIRP (dBm)	EIRP Limit (dBm)
BPSK	19.62	25.68	20.19	26.25	30
QPSK	17.85	26.18	18.42	26.75	30
16QAM	22.27	23.62	22.84	24.19	30
64QAM	20.26	21.17	20.83	21.74	30
256QAM	17.25	18.22	17.82	18.79	30

Note: EIRP (dBm) = Cond. Power (dBm) + Antenna Gain (dBi) + Array Gain (if applicable)

NR n77 SCS 30 kHz (3.7 GHz ~ 3.98 GHz) - Ant 1, Channel Bandwidth: 90 MHz

NR n77 SCS 30 kHz 90M					
Modulation	RB Size	RB Offset	Measurement Conducted Power (dBm)		
			CH 649668	CH 656000	CH 662332
			3745.02 MHz	3840 MHz	3934.98 MHz
BPSK	1	1	25.27	25.18	24.97
	1	0	18.7	18.52	19.12
QPSK	1	1	24.5	24.65	25.15
	1	0	19.3	18.65	19.61
	1	123	24.04	24.55	24.28
	1	243	25.61	24.77	25.82
	1	244	18.07	18.76	19.17
	120	0	23.73	23.15	22.35
	120	63	25.46	25.28	24.88
	120	125	22.85	23.62	23.34
	243	0	23.94	24.16	23.22
	245	0	21.99	20.91	20.28
16QAM	1	0	23.21	23.92	22.78
64QAM	1	0	20.14	19.99	20.45
256QAM	1	0	18.48	17.22	17.79

Output Power					
Modulation	Minimum Cond. Power (dBm)	Maximum Cond. Power (dBm)	Minimum EIRP (dBm)	Maximum EIRP (dBm)	EIRP Limit (dBm)
BPSK	18.52	25.27	19.09	25.84	30
QPSK	18.07	25.82	18.64	26.39	30
16QAM	22.78	23.92	23.35	24.49	30
64QAM	19.99	20.45	20.56	21.02	30
256QAM	17.22	18.48	17.79	19.05	30

Note: EIRP (dBm) = Cond. Power (dBm) + Antenna Gain (dBi) + Array Gain (if applicable)

NR n77 SCS 30 kHz (3.7 GHz ~ 3.98 GHz) - Ant 1, Channel Bandwidth: 100 MHz

NR n77 SCS 30 kHz 90M					
Modulation	RB Size	RB Offset	Measurement Conducted Power (dBm)		
			CH 650000	CH 656000	CH 662000
			3750 MHz	3840 MHz	3930 MHz
BPSK	1	1	25.52	25.58	25.54
	1	0	19.75	19.82	19.7
QPSK	1	1	25.73	25.85	25.81
	1	0	19.2	19.35	19.27
	1	137	25.44	25.55	25.51
	1	271	25.65	25.77	25.74
	1	272	19.49	19.56	19.53
	135	0	23.65	23.75	23.75
	135	69	25.61	25.68	25.58
	135	138	23.5	23.62	23.59
	270	0	23.74	23.76	23.63
	273	0	21.66	21.71	21.65
16QAM	1	0	23.59	23.62	23.57
64QAM	1	0	21.24	21.29	21.19
256QAM	1	0	18.66	18.72	18.62

Output Power					
Modulation	Minimum Cond. Power (dBm)	Maximum Cond. Power (dBm)	Minimum EIRP (dBm)	Maximum EIRP (dBm)	EIRP Limit (dBm)
BPSK	19.7	25.58	20.27	26.15	30
QPSK	19.2	25.85	19.77	26.42	30
16QAM	23.57	23.62	24.14	24.19	30
64QAM	21.19	21.29	21.76	21.86	30
256QAM	18.62	18.72	19.19	19.29	30

Note: EIRP (dBm) = Cond. Power (dBm) + Antenna Gain (dBi) + Array Gain (if applicable)

NR n77 SCS 30 kHz (3.7 GHz ~ 3.98 GHz) - MIMO, Channel Bandwidth: 10 MHz

NR n77 SCS 30 kHz 10M											
Modulation	RB Size	RB Offset	Measurement Conducted Power (dBm)								
			CH 647000			CH 656000			CH 665000		
			3705 MHz			3840 MHz			3975 MHz		
			TX 1	TX 2	Total	TX 1	TX 2	Total	TX 1	TX 2	Total
BPSK	1	1	25.20	25.65	28.44	25.28	25.64	28.47	25.24	25.71	28.49
QPSK	1	1	25.37	25.80	28.60	25.26	25.77	28.53	25.38	25.74	28.57
	1	11	25.51	25.83	28.68	25.64	25.90	28.78	25.57	25.75	28.67
	1	22	25.35	25.88	28.63	25.38	25.73	28.57	25.43	25.86	28.66
	12	0	23.41	23.84	26.64	23.26	23.77	26.53	23.27	23.74	26.52
	12	6	25.55	25.81	28.69	25.56	25.85	28.72	25.65	25.72	28.70
	12	12	23.47	23.78	26.64	23.55	23.79	26.68	23.48	23.87	26.69
	24	0	21.47	21.76	24.63	21.53	21.76	24.66	21.50	21.75	24.64
16QAM	1	1	23.20	23.51	26.37	23.25	23.62	26.45	23.28	23.50	26.40
64QAM	1	1	20.80	21.32	24.08	20.93	21.34	24.15	20.90	21.30	24.11
256QAM	1	1	17.82	18.32	21.09	17.89	18.25	21.08	17.86	18.22	21.05

Output Power					
Modulation	Minimum Cond. Power (dBm)	Maximum Cond. Power (dBm)	Minimum EIRP (dBm)	Maximum EIRP (dBm)	EIRP Limit (dBm)
BPSK	28.44	28.49	29.10	29.15	30
QPSK	24.63	28.78	25.29	29.44	30
16QAM	26.37	26.45	27.03	27.11	30
64QAM	24.08	24.15	24.74	24.81	30
256QAM	21.05	21.09	21.71	21.75	30

Note: EIRP (dBm) = Cond. Power (dBm) + Antenna Gain (dBi) + Array Gain (if applicable)

NR n77 SCS 30 kHz (3.7 GHz ~ 3.98 GHz) - MIMO, Channel Bandwidth: 15 MHz

NR n77 SCS 30 kHz 15M											
Modulation	RB Size	RB Offset	Measurement Conducted Power (dBm)								
			CH 647168			CH 656000			CH 664832		
			3707.52 MHz			3840 MHz			3972.48 MHz		
			TX 1	TX 2	Total	TX 1	TX 2	Total	TX 1	TX 2	Total
BPSK	1	1	25.20	25.75	28.49	25.29	25.71	28.52	25.26	25.74	28.52
QPSK	1	1	25.34	25.73	28.55	25.39	25.74	28.58	25.31	25.76	28.55
	1	19	25.52	25.89	28.72	25.57	25.81	28.70	25.62	25.82	28.73
	1	36	25.37	25.73	28.56	25.50	25.88	28.70	25.48	25.84	28.67
	18	0	23.30	23.73	26.53	23.37	23.75	26.57	23.26	23.79	26.54
	18	10	25.53	25.72	28.64	25.51	25.85	28.69	25.63	25.77	28.71
	18	20	23.47	23.77	26.63	23.57	23.82	26.71	23.54	23.75	26.66
	36	0	21.42	21.86	24.66	21.38	21.88	24.65	21.43	21.75	24.60
16QAM	1	1	23.20	23.59	26.41	23.24	23.56	26.41	23.32	23.56	26.45
64QAM	1	1	20.88	21.33	24.12	20.80	21.35	24.09	20.91	21.30	24.12
256QAM	1	1	17.96	18.27	21.13	17.88	18.26	21.08	17.93	18.25	21.10

Output Power					
Modulation	Minimum Cond. Power (dBm)	Maximum Cond. Power (dBm)	Minimum EIRP (dBm)	Maximum EIRP (dBm)	EIRP Limit (dBm)
BPSK	28.49	28.52	29.15	29.18	30
QPSK	24.60	28.73	25.26	29.39	30
16QAM	26.41	26.45	27.07	27.11	30
64QAM	24.09	24.12	24.75	24.78	30
256QAM	21.08	21.13	21.74	21.79	30

Note: EIRP (dBm) = Cond. Power (dBm) + Antenna Gain (dBi) + Array Gain (if applicable)

NR n77 SCS 30 kHz (3.7 GHz ~ 3.98 GHz) - MIMO, Channel Bandwidth: 20 MHz

NR n77 SCS 30 kHz 20M											
Modulation	RB Size	RB Offset	Measurement Conducted Power (dBm)								
			CH 647334			CH 656000			CH 664666		
			3710.01 MHz			3840 MHz			3969.99 MHz		
			TX 1	TX 2	Total	TX 1	TX 2	Total	TX 1	TX 2	Total
BPSK	1	1	25.21	25.74	28.49	25.33	25.75	28.56	25.29	25.78	28.55
QPSK	1	1	25.27	25.74	28.52	25.36	25.67	28.53	25.28	25.70	28.51
	1	26	25.51	25.86	28.70	25.57	25.80	28.70	25.54	25.77	28.67
	1	49	25.41	25.81	28.62	25.37	25.76	28.58	25.49	25.83	28.67
	25	0	23.37	23.78	26.59	23.33	23.76	26.56	23.35	23.82	26.60
	25	13	25.50	25.86	28.69	25.64	25.80	28.73	25.56	25.80	28.69
	25	26	23.47	23.86	26.68	23.55	23.87	26.72	23.43	23.79	26.62
	50	0	21.41	21.74	24.59	21.40	21.81	24.62	21.46	21.79	24.64
16QAM	1	1	23.29	23.55	26.43	23.31	23.57	26.45	23.28	23.55	26.43
64QAM	1	1	20.88	21.29	24.10	20.85	21.42	24.15	20.82	21.36	24.11
256QAM	1	1	17.93	18.20	21.08	17.86	18.23	21.06	17.91	18.33	21.14

Output Power					
Modulation	Minimum Cond. Power (dBm)	Maximum Cond. Power (dBm)	Minimum EIRP (dBm)	Maximum EIRP (dBm)	EIRP Limit (dBm)
BPSK	28.49	28.56	29.15	29.22	30
QPSK	24.59	28.73	25.25	29.39	30
16QAM	26.43	26.45	27.09	27.11	30
64QAM	24.10	24.15	24.76	24.81	30
256QAM	21.06	21.14	21.72	21.80	30

Note: EIRP (dBm) = Cond. Power (dBm) + Antenna Gain (dBi) + Array Gain (if applicable)

NR n77 SCS 30 kHz (3.7 GHz ~ 3.98 GHz) - MIMO, Channel Bandwidth: 25 MHz

NR n77 SCS 30 kHz 25M											
Modulation	RB Size	RB Offset	Measurement Conducted Power (dBm)								
			CH 647500			CH 656000			CH 664500		
			3712.5 MHz			3840 MHz			3967.5 MHz		
			TX 1	TX 2	Total	TX 1	TX 2	Total	TX 1	TX 2	Total
BPSK	1	1	25.19	25.75	28.49	25.24	25.75	28.51	25.23	25.78	28.52
QPSK	1	1	25.38	25.68	28.54	25.35	25.76	28.57	25.28	25.67	28.49
	1	33	25.57	25.79	28.69	25.57	25.89	28.74	25.55	25.77	28.67
	1	63	25.42	25.82	28.63	25.36	25.83	28.61	25.39	25.81	28.62
	32	0	23.31	23.80	26.57	23.37	23.80	26.60	23.27	23.77	26.54
	32	17	25.61	25.85	28.74	25.62	25.73	28.69	25.57	25.81	28.70
	32	33	23.50	23.76	26.64	23.57	23.83	26.71	23.42	23.75	26.60
	64	0	21.47	21.80	24.65	21.46	21.86	24.67	21.49	21.82	24.67
16QAM	1	1	23.28	23.51	26.41	23.20	23.47	26.35	23.25	23.55	26.41
64QAM	1	1	20.95	21.33	24.15	20.88	21.34	24.13	20.80	21.41	24.13
256QAM	1	1	17.86	18.23	21.06	17.95	18.29	21.13	17.95	18.28	21.13

Output Power					
Modulation	Minimum Cond. Power (dBm)	Maximum Cond. Power (dBm)	Minimum EIRP (dBm)	Maximum EIRP (dBm)	EIRP Limit (dBm)
BPSK	28.49	28.52	29.15	29.18	30
QPSK	24.65	28.74	25.31	29.40	30
16QAM	26.35	26.41	27.01	27.07	30
64QAM	24.13	24.15	24.79	24.81	30
256QAM	21.06	21.13	21.72	21.79	30

Note: EIRP (dBm) = Cond. Power (dBm) + Antenna Gain (dBi) + Array Gain (if applicable)

NR n77 SCS 30 kHz (3.7 GHz ~ 3.98 GHz) - MIMO, Channel Bandwidth: 30 MHz

NR n77 SCS 30 kHz 30M											
Modulation	RB Size	RB Offset	Measurement Conducted Power (dBm)								
			CH 647668			CH 656000			CH 664332		
			3715.02 MHz			3840 MHz			3964.98 MHz		
			TX 1	TX 2	Total	TX 1	TX 2	Total	TX 1	TX 2	Total
BPSK	1	1	25.25	25.77	28.53	25.18	25.66	28.44	25.30	25.66	28.49
QPSK	1	1	25.33	25.69	28.52	25.34	25.69	28.53	25.31	25.80	28.57
	1	39	25.57	25.80	28.70	25.58	25.80	28.70	25.64	25.88	28.77
	1	76	25.44	25.84	28.65	25.40	25.87	28.65	25.46	25.85	28.67
	36	0	23.35	23.73	26.55	23.27	23.79	26.55	23.32	23.72	26.53
	36	21	25.53	25.79	28.67	25.56	25.82	28.70	25.62	25.82	28.73
	36	42	23.43	23.78	26.62	23.56	23.76	26.67	23.45	23.81	26.64
	75	0	21.50	21.83	24.68	21.46	21.82	24.65	21.40	21.88	24.66
16QAM	1	1	23.29	23.59	26.45	23.24	23.59	26.43	23.22	23.57	26.41
64QAM	1	1	20.93	21.44	24.20	20.81	21.39	24.12	20.90	21.33	24.13
256QAM	1	1	17.93	18.19	21.07	17.94	18.19	21.08	17.92	18.31	21.13

Output Power					
Modulation	Minimum Cond. Power (dBm)	Maximum Cond. Power (dBm)	Minimum EIRP (dBm)	Maximum EIRP (dBm)	EIRP Limit (dBm)
BPSK	28.44	28.53	29.10	29.19	30
QPSK	24.65	28.77	25.31	29.43	30
16QAM	26.41	26.45	27.07	27.11	30
64QAM	24.12	24.20	24.78	24.86	30
256QAM	21.07	21.13	21.73	21.79	30

Note: EIRP (dBm) = Cond. Power (dBm) + Antenna Gain (dBi) + Array Gain (if applicable)

NR n77 SCS 30 kHz (3.7 GHz ~ 3.98 GHz) - MIMO, Channel Bandwidth: 40 MHz

NR n77 SCS 30 kHz 40M											
Modulation	RB Size	RB Offset	Measurement Conducted Power (dBm)								
			CH 648000			CH 656000			CH 664000		
			3720 MHz			3840 MHz			3960 MHz		
			TX 1	TX 2	Total	TX 1	TX 2	Total	TX 1	TX 2	Total
BPSK	1	1	25.20	25.74	28.49	25.28	25.76	28.54	25.18	25.78	28.50
QPSK	1	1	25.39	25.66	28.54	25.26	25.79	28.54	25.26	25.81	28.55
	1	53	25.53	25.78	28.67	25.64	25.86	28.76	25.55	25.88	28.73
	1	104	25.45	25.85	28.66	25.41	25.85	28.65	25.41	25.77	28.60
	50	0	23.35	23.79	26.59	23.30	23.79	26.56	23.26	23.79	26.54
	50	28	25.57	25.86	28.73	25.51	25.75	28.64	25.64	25.76	28.71
	50	56	23.57	23.77	26.68	23.57	23.84	26.72	23.53	23.81	26.68
	100	0	21.47	21.81	24.65	21.47	21.74	24.62	21.45	21.75	24.61
16QAM	1	1	23.28	23.54	26.42	23.33	23.47	26.41	23.27	23.54	26.42
64QAM	1	1	20.88	21.35	24.13	20.80	21.30	24.07	20.80	21.37	24.10
256QAM	1	1	17.94	18.26	21.11	17.93	18.30	21.13	17.90	18.21	21.07

Output Power					
Modulation	Minimum Cond. Power (dBm)	Maximum Cond. Power (dBm)	Minimum EIRP (dBm)	Maximum EIRP (dBm)	EIRP Limit (dBm)
BPSK	28.49	28.54	29.15	29.20	30
QPSK	24.61	28.76	25.27	29.42	30
16QAM	26.41	26.42	27.07	27.08	30
64QAM	24.07	24.13	24.73	24.79	30
256QAM	21.07	21.13	21.73	21.79	30

Note: EIRP (dBm) = Cond. Power (dBm) + Antenna Gain (dBi) + Array Gain (if applicable)

NR n77 SCS 30 kHz (3.7 GHz ~ 3.98 GHz) - MIMO, Channel Bandwidth: 50 MHz

NR n77 SCS 30 kHz 50M											
Modulation	RB Size	RB Offset	Measurement Conducted Power (dBm)								
			CH 648334			CH 656000			CH 663666		
			3725.01 MHz			3840 MHz			3954.99 MHz		
			TX 1	TX 2	Total	TX 1	TX 2	Total	TX 1	TX 2	Total
BPSK	1	1	25.26	25.66	28.47	25.24	25.77	28.52	25.19	25.75	28.49
QPSK	1	1	25.31	25.77	28.56	25.35	25.67	28.52	25.26	25.66	28.47
	1	67	25.51	25.90	28.72	25.63	25.85	28.75	25.61	25.75	28.69
	1	131	25.42	25.74	28.59	25.47	25.74	28.62	25.49	25.87	28.69
	64	0	23.40	23.72	26.57	23.38	23.78	26.59	23.39	23.79	26.60
	64	35	25.50	25.75	28.64	25.62	25.72	28.68	25.52	25.74	28.64
	64	69	23.52	23.88	26.71	23.51	23.85	26.69	23.44	23.76	26.61
	128	0	21.41	21.73	24.58	21.49	21.82	24.67	21.48	21.88	24.69
16QAM	1	1	23.32	23.55	26.45	23.32	23.56	26.45	23.33	23.62	26.49
64QAM	1	1	20.86	21.35	24.12	20.86	21.35	24.12	20.81	21.39	24.12
256QAM	1	1	17.90	18.30	21.11	17.82	18.20	21.02	17.83	18.22	21.04

Output Power					
Modulation	Minimum Cond. Power (dBm)	Maximum Cond. Power (dBm)	Minimum EIRP (dBm)	Maximum EIRP (dBm)	EIRP Limit (dBm)
BPSK	28.47	28.52	29.13	29.18	30
QPSK	24.58	28.75	25.24	29.41	30
16QAM	26.45	26.49	27.11	27.15	30
64QAM	24.12	24.12	24.78	24.78	30
256QAM	21.02	21.11	21.68	21.77	30

Note: EIRP (dBm) = Cond. Power (dBm) + Antenna Gain (dBi) + Array Gain (if applicable)

NR n77 SCS 30 kHz (3.7 GHz ~ 3.98 GHz) - MIMO, Channel Bandwidth: 60 MHz

NR n77 SCS 30 kHz 60M											
Modulation	RB Size	RB Offset	Measurement Conducted Power (dBm)								
			CH 648668			CH 656000			CH 663332		
			3730.02 MHz			3840 MHz			3949.98 MHz		
			TX 1	TX 2	Total	TX 1	TX 2	Total	TX 1	TX 2	Total
BPSK	1	1	25.30	25.67	28.50	25.25	25.75	28.52	25.27	25.65	28.47
QPSK	1	1	25.39	25.75	28.58	25.38	25.75	28.58	25.24	25.66	28.47
	1	81	25.51	25.77	28.65	25.61	25.86	28.75	25.58	25.77	28.69
	1	160	25.35	25.88	28.63	25.37	25.79	28.60	25.48	25.88	28.69
	81	0	23.26	23.70	26.50	23.41	23.73	26.58	23.33	23.73	26.54
	81	41	25.52	25.75	28.65	25.58	25.79	28.70	25.56	25.81	28.70
	81	81	23.45	23.83	26.65	23.46	23.85	26.67	23.49	23.83	26.67
	162	0	21.43	21.80	24.63	21.38	21.75	24.58	21.46	21.78	24.63
16QAM	1	1	23.26	23.53	26.41	23.21	23.51	26.37	23.26	23.53	26.41
64QAM	1	1	20.80	21.43	24.14	20.87	21.30	24.10	20.90	21.31	24.12
256QAM	1	1	17.92	18.32	21.13	17.96	18.26	21.12	17.96	18.25	21.12

Output Power					
Modulation	Minimum Cond. Power (dBm)	Maximum Cond. Power (dBm)	Minimum EIRP (dBm)	Maximum EIRP (dBm)	EIRP Limit (dBm)
BPSK	28.47	28.52	29.13	29.18	30
QPSK	24.58	28.75	25.24	29.41	30
16QAM	26.37	26.41	27.03	27.07	30
64QAM	24.10	24.14	24.76	24.80	30
256QAM	21.12	21.13	21.78	21.79	30

Note: EIRP (dBm) = Cond. Power (dBm) + Antenna Gain (dBi) + Array Gain (if applicable)

NR n77 SCS 30 kHz (3.7 GHz ~ 3.98 GHz) - MIMO, Channel Bandwidth: 70 MHz

NR n77 SCS 30 kHz 70M											
Modulation	RB Size	RB Offset	Measurement Conducted Power (dBm)								
			CH 649000			CH 656000			CH 663000		
			3735 MHz			3840 MHz			3945 MHz		
			TX 1	TX 2	Total	TX 1	TX 2	Total	TX 1	TX 2	Total
BPSK	1	1	25.27	25.74	28.52	25.32	25.65	28.50	25.25	25.63	28.45
QPSK	1	1	25.37	25.67	28.53	25.27	25.66	28.48	25.33	25.75	28.56
	1	95	25.57	25.75	28.67	25.61	25.86	28.75	25.58	25.86	28.73
	1	187	25.42	25.76	28.60	25.46	25.75	28.62	25.48	25.78	28.64
	90	0	23.39	23.72	26.57	23.29	23.72	26.52	23.32	23.74	26.55
	90	50	25.58	25.86	28.73	25.62	25.86	28.75	25.57	25.73	28.66
	90	99	23.44	23.77	26.62	23.56	23.76	26.67	23.55	23.85	26.71
	180	0	21.43	21.77	24.61	21.46	21.80	24.64	21.39	21.81	24.62
16QAM	1	1	23.24	23.61	26.44	23.23	23.47	26.36	23.23	23.57	26.41
64QAM	1	1	20.85	21.31	24.10	20.87	21.43	24.17	20.80	21.41	24.13
256QAM	1	1	17.82	18.32	21.09	17.87	18.21	21.05	17.90	18.28	21.10

Output Power					
Modulation	Minimum Cond. Power (dBm)	Maximum Cond. Power (dBm)	Minimum EIRP (dBm)	Maximum EIRP (dBm)	EIRP Limit (dBm)
BPSK	28.45	28.52	29.11	29.18	30
QPSK	24.61	28.75	25.27	29.41	30
16QAM	26.36	26.44	27.02	27.10	30
64QAM	24.10	24.17	24.76	24.83	30
256QAM	21.05	21.10	21.71	21.76	30

Note: EIRP (dBm) = Cond. Power (dBm) + Antenna Gain (dBi) + Array Gain (if applicable)

NR n77 SCS 30 kHz (3.7 GHz ~ 3.98 GHz) - MIMO, Channel Bandwidth: 80 MHz

NR n77 SCS 30 kHz 80M											
Modulation	RB Size	RB Offset	Measurement Conducted Power (dBm)								
			CH 649334			CH 656000			CH 662666		
			3740.01 MHz			3840 MHz			3939.99 MHz		
			TX 1	TX 2	Total	TX 1	TX 2	Total	TX 1	TX 2	Total
BPSK	1	1	25.24	25.67	28.47	25.30	25.65	28.49	25.26	25.78	28.54
QPSK	1	1	25.36	25.81	28.60	25.29	25.68	28.50	25.35	25.79	28.59
	1	109	25.55	25.87	28.72	25.66	25.87	28.78	25.51	25.77	28.65
	1	215	25.44	25.80	28.63	25.43	25.74	28.60	25.37	25.87	28.64
	108	0	23.26	23.82	26.56	23.29	23.72	26.52	23.32	23.83	26.59
	108	55	25.64	25.77	28.72	25.50	25.73	28.63	25.60	25.87	28.75
	108	109	23.46	23.81	26.65	23.54	23.87	26.72	23.43	23.83	26.64
	216	0	21.50	21.82	24.67	21.52	21.74	24.64	21.41	21.75	24.59
16QAM	1	1	23.20	23.62	26.43	23.21	23.51	26.37	23.35	23.56	26.47
64QAM	1	1	20.91	21.40	24.17	20.93	21.39	24.18	20.80	21.33	24.08
256QAM	1	1	17.81	18.20	21.02	17.84	18.34	21.11	17.92	18.32	21.13

Output Power					
Modulation	Minimum Cond. Power (dBm)	Maximum Cond. Power (dBm)	Minimum EIRP (dBm)	Maximum EIRP (dBm)	EIRP Limit (dBm)
BPSK	28.47	28.54	29.13	29.20	30
QPSK	24.59	28.78	25.25	29.44	30
16QAM	26.37	26.47	27.03	27.13	30
64QAM	24.08	24.18	24.74	24.84	30
256QAM	21.02	21.13	21.68	21.79	30

Note: EIRP (dBm) = Cond. Power (dBm) + Antenna Gain (dBi) + Array Gain (if applicable)

NR n77 SCS 30 kHz (3.7 GHz ~ 3.98 GHz) - MIMO, Channel Bandwidth: 90 MHz

NR n77 SCS 30 kHz 90M											
Modulation	RB Size	RB Offset	Measurement Conducted Power (dBm)								
			CH 649668			CH 656000			CH 662332		
			3745.02 MHz			3840 MHz			3934.98 MHz		
			TX 1	TX 2	Total	TX 1	TX 2	Total	TX 1	TX 2	Total
BPSK	1	1	25.22	25.64	28.45	25.33	25.66	28.51	25.22	25.65	28.45
QPSK	1	1	25.28	25.74	28.53	25.27	25.70	28.50	25.26	25.78	28.54
	1	123	25.57	25.84	28.72	25.63	25.84	28.75	25.58	25.90	28.75
	1	243	25.38	25.77	28.59	25.39	25.73	28.57	25.39	25.83	28.63
	120	0	23.29	23.80	26.56	23.38	23.83	26.62	23.36	23.74	26.56
	120	63	25.60	25.81	28.72	25.55	25.72	28.65	25.62	25.75	28.70
	120	125	23.54	23.83	26.70	23.48	23.74	26.62	23.56	23.82	26.70
	243	0	21.45	21.80	24.64	21.46	21.74	24.61	21.43	21.73	24.59
16QAM	1	1	23.20	23.50	26.36	23.31	23.56	26.45	23.24	23.56	26.41
64QAM	1	1	20.95	21.34	24.16	20.92	21.34	24.15	20.88	21.30	24.11
256QAM	1	1	17.86	18.27	21.08	17.81	18.32	21.08	17.84	18.28	21.08

Output Power					
Modulation	Minimum Cond. Power (dBm)	Maximum Cond. Power (dBm)	Minimum EIRP (dBm)	Maximum EIRP (dBm)	EIRP Limit (dBm)
BPSK	28.45	28.51	29.11	29.17	30
QPSK	24.59	28.75	25.25	29.41	30
16QAM	26.36	26.45	27.02	27.11	30
64QAM	24.11	24.16	24.77	24.82	30
256QAM	21.08	21.08	21.74	21.74	30

Note: EIRP (dBm) = Cond. Power (dBm) + Antenna Gain (dBi) + Array Gain (if applicable)

NR n77 SCS 30 kHz (3.7 GHz ~ 3.98 GHz) - MIMO, Channel Bandwidth: 100 MHz

NR n77 SCS 30 kHz 100M											
Modulation	RB Size	RB Offset	Measurement Conducted Power (dBm)								
			CH 650000			CH 656000			CH 662000		
			3750 MHz			3840 MHz			3930 MHz		
			TX 1	TX 2	Total	TX 1	TX 2	Total	TX 1	TX 2	Total
BPSK	1	1	25.25	25.65	28.46	25.33	25.78	28.57	25.30	25.78	28.56
QPSK	1	1	25.38	25.73	28.57	25.39	25.81	28.62	25.32	25.67	28.51
	1	137	25.58	25.75	28.68	25.66	25.90	28.79	25.51	25.88	28.71
	1	271	25.39	25.85	28.64	25.50	25.88	28.70	25.42	25.76	28.60
	135	0	23.30	23.69	26.51	23.41	23.84	26.64	23.38	23.75	26.58
	135	69	25.51	25.80	28.67	25.65	25.87	28.77	25.57	25.86	28.73
	135	138	23.44	23.80	26.63	23.57	23.88	26.74	23.55	23.83	26.70
	273	0	21.50	21.73	24.63	21.53	21.88	24.72	21.44	21.83	24.65
16QAM	1	1	23.35	23.49	26.43	23.35	23.62	26.50	23.26	23.54	26.41
64QAM	1	1	20.81	21.34	24.09	20.95	21.44	24.21	20.95	21.41	24.20
256QAM	1	1	17.84	18.21	21.04	17.96	18.34	21.16	17.95	18.26	21.12

Output Power					
Modulation	Minimum Cond. Power (dBm)	Maximum Cond. Power (dBm)	Minimum EIRP (dBm)	Maximum EIRP (dBm)	EIRP Limit (dBm)
BPSK	28.46	28.57	29.12	29.23	30
QPSK	24.63	28.79	25.29	29.45	30
16QAM	26.41	26.50	27.07	27.16	30
64QAM	24.09	24.21	24.75	24.87	30
256QAM	21.04	21.16	21.70	21.82	30

Note: EIRP (dBm) = Cond. Power (dBm) + Antenna Gain (dBi) + Array Gain (if applicable)

7.1.6 ENDC Output Power

Mode		Conducted Power (dBm)
ENDC 5G NR n2		23.32
ENDC n2	LTE Band 13	24.23
ENDC 5G NR n66		23.10
ENDC n66	LTE Band 13	24.20
ENDC 5G NR n5		23.87
ENDC n5	LTE Band 2	23.42
ENDC 5G NR n66		23.16
ENDC n66	LTE Band 2	23.40
ENDC 5G NR n5		21.69
ENDC n5	LTE Band 48	21.75
ENDC 5G NR n2		23.35
ENDC n2	LTE Band 5	24.30
ENDC 5G NR n66		23.21
ENDC n66	LTE Band 5	24.25
ENDC 5G NR n2		23.34
ENDC n2	LTE Band 66	24.22
ENDC 5G NR n5		23.89
ENDC n5	LTE Band 66	24.20
ENDC 5G NR n77 (3.45 GHz ~ 3.55 GHz)		26.28
ENDC n77	LTE Band 13	24.24
ENDC 5G NR n77 (3.45 GHz ~ 3.55 GHz)		26.28
ENDC n77	LTE Band 2	23.55
ENDC 5G NR n77 (3.45 GHz ~ 3.55 GHz)		26.23
ENDC n77	LTE Band 5	24.25
ENDC 5G NR n77 (3.45 GHz ~ 3.55 GHz)		26.27
ENDC n77	LTE Band 66	24.17

Mode		Conducted Power (dBm)
ENDC 5G NR n77 (3.7 GHz ~ 3.98 GHz)		25.77
ENDC n77	LTE Band 13	24.24
ENDC 5G NR n77 (3.7 GHz ~ 3.98 GHz)		25.78
ENDC n77	LTE Band 2	23.55
ENDC 5G NR n77 (3.7 GHz ~ 3.98 GHz)		25.75
ENDC n77	LTE Band 5	24.25
ENDC 5G NR n77 (3.7 GHz ~ 3.98 GHz)		25.75
ENDC n77	LTE Band 66	24.17

7.2 Modulation Characteristics

Input Power:	7.2 Vdc	Environmental Conditions:	22°C, 73% RH	Tested By:	James Yang

7.2.1 NR n2 SCS 15 kHz

NR n2 SCS 15 kHz - Channel Bandwidth: 40 MHz

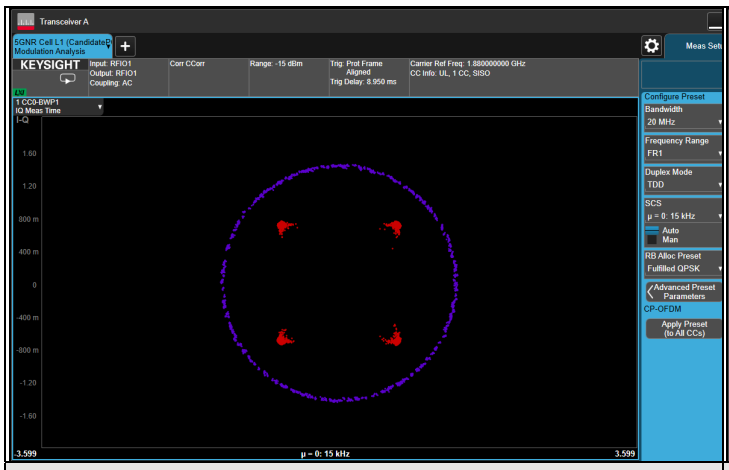

BPSK CH 376000 (1880 MHz)

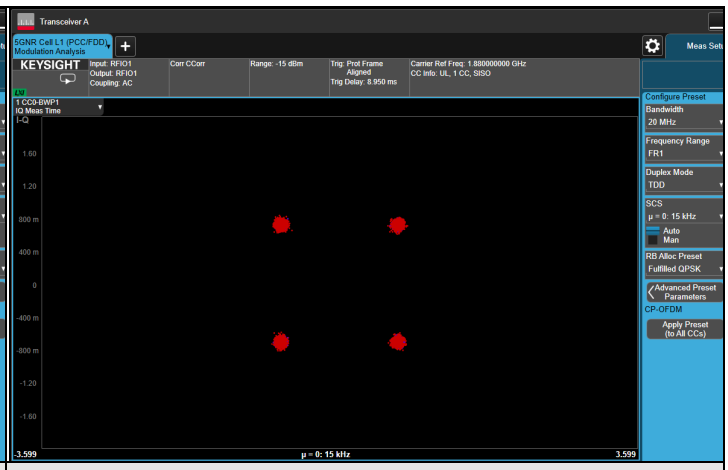

QPSK CH 376000 (1880 MHz)

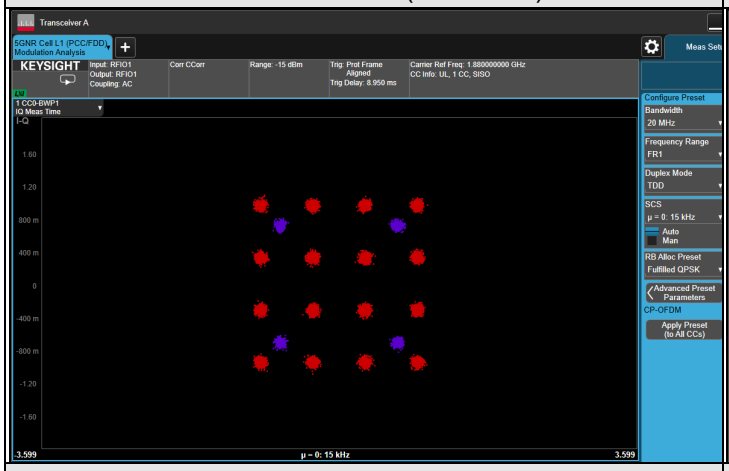

16QAM CH 376000 (1880 MHz)

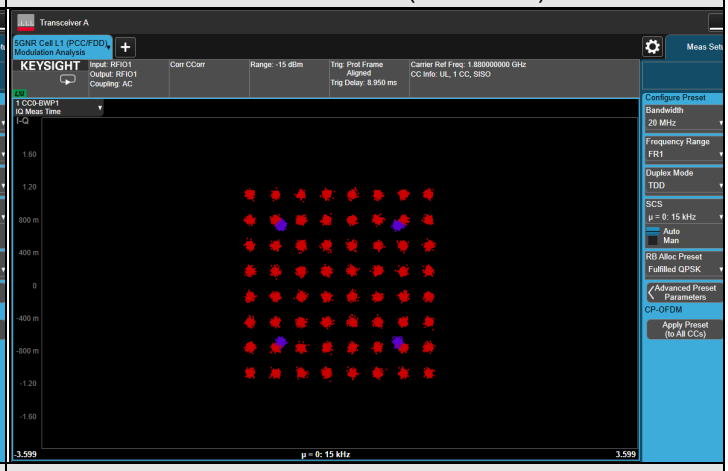

64QAM CH 376000 (1880 MHz)

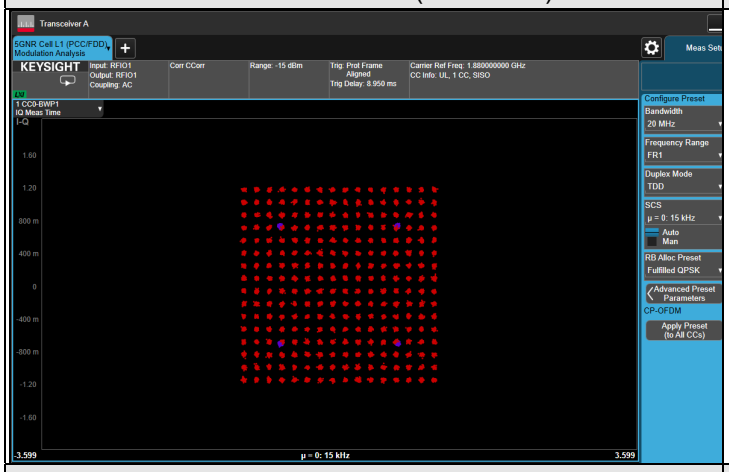

256QAM CH 376000 (1880 MHz)

7.2.2 NR n5 SCS 15 kHz

NR n5 SCS 15 kHz – Channel Bandwidth: 20 MHz

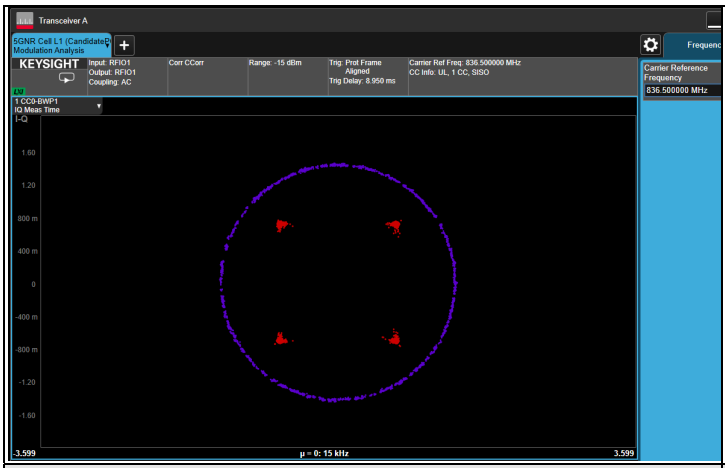

BPSK CH 167300 (836.5 MHz)

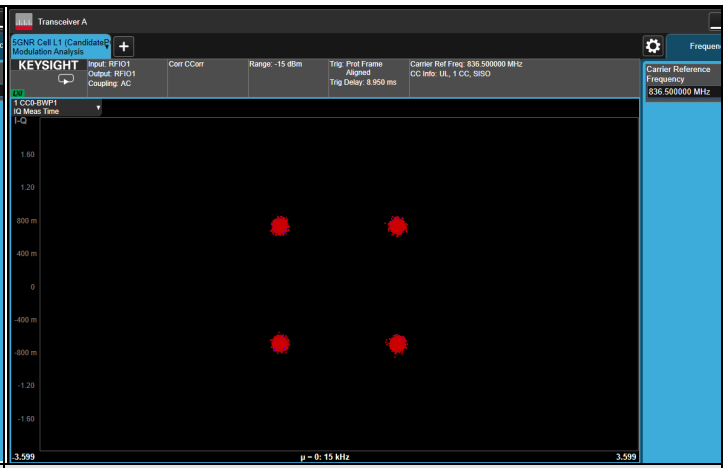

QPSK CH 167300 (836.5 MHz)

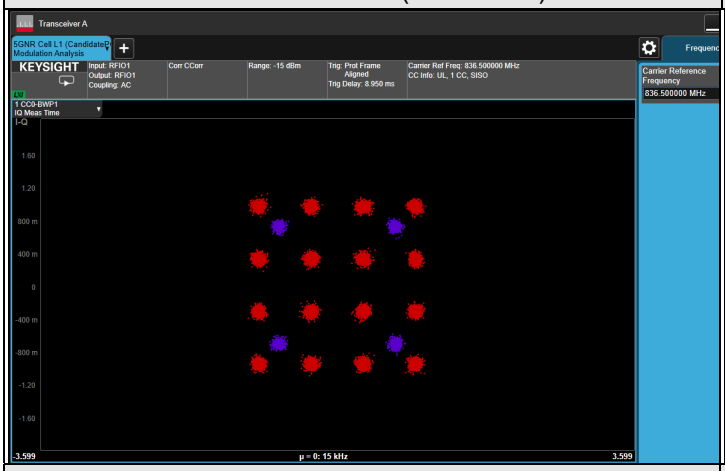

16QAM CH 167300 (836.5 MHz)

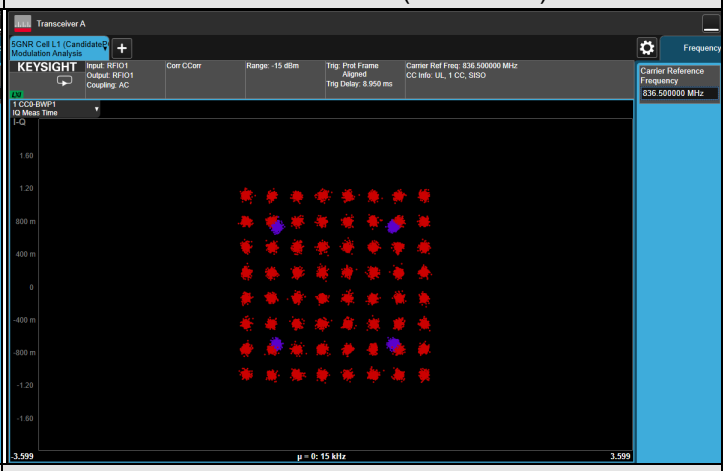

64QAM CH 167300 (836.5 MHz)

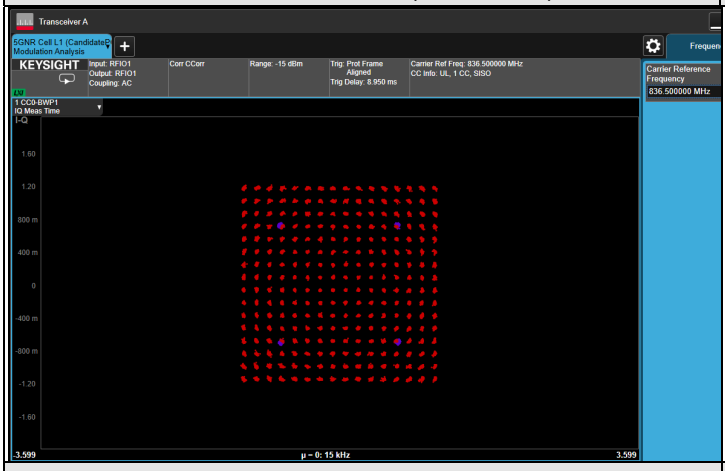

256QAM CH 167300 (836.5 MHz)

7.2.3 NR n66 SCS 15 kHz

NR n66 SCS 15 kHz - Channel Bandwidth: 40 MHz

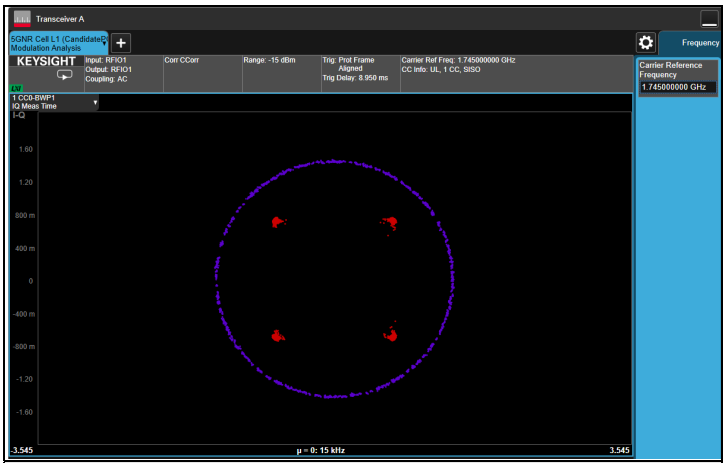

BPSK CH 349000 (1745 MHz)

QPSK CH 349000 (1745 MHz)

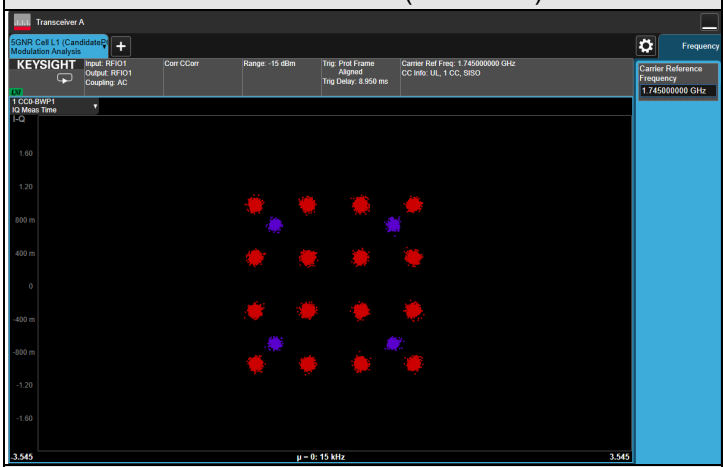

16QAM CH 349000 (1745 MHz)

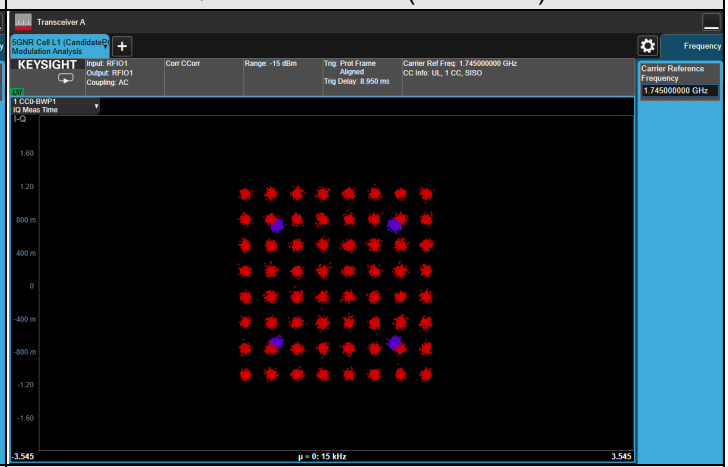

64QAM CH 349000 (1745 MHz)

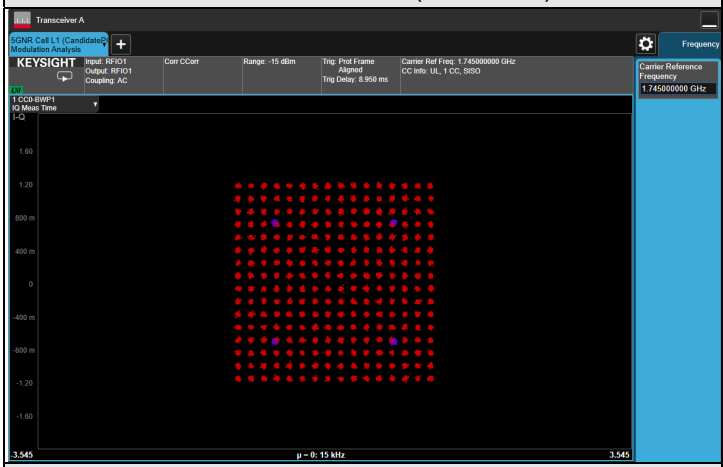

256QAM CH 349000 (1745 MHz)

7.2.4 NR n77 SCS 30 kHz (3.45 GHz ~ 3.55 GHz)

NR n77 SCS 30 kHz (3.45 GHz ~ 3.55 GHz) - Channel Bandwidth: 100 MHz

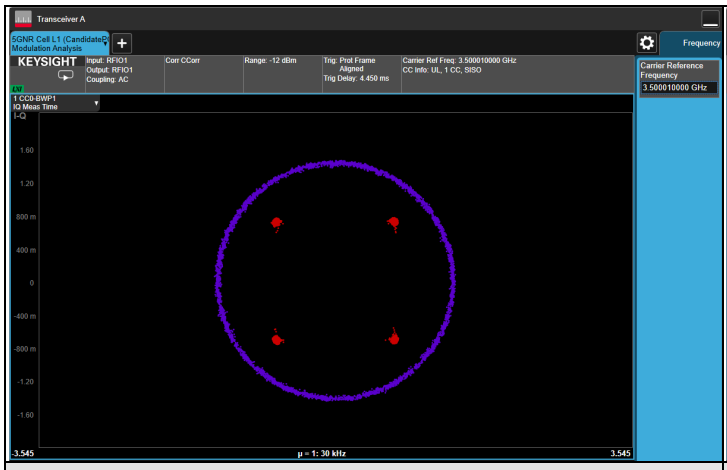

BPSK CH 633334 (3500.01 MHz)

QPSK CH 633334 (3500.01 MHz)

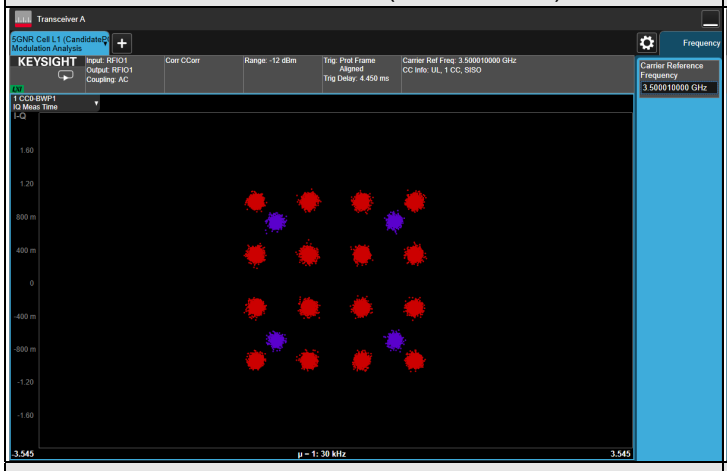

16QAM CH 633334 (3500.01 MHz)

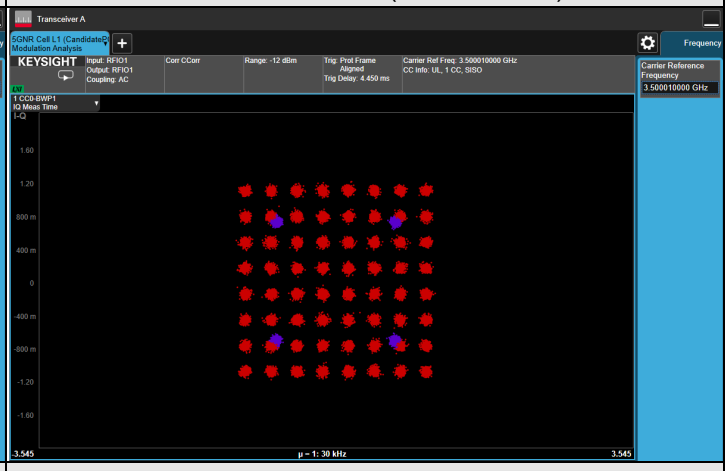

64QAM CH 633334 (3500.01 MHz)

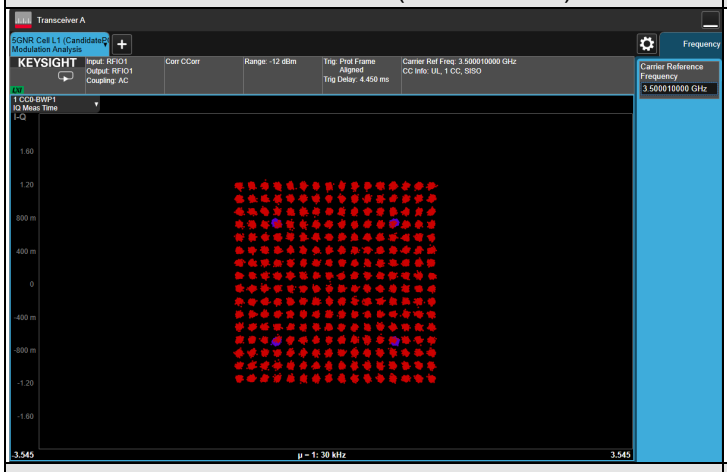

256QAM CH 633334 (3500.01 MHz)

7.2.5 NR n77 SCS 30 kHz (3.7 GHz ~ 3.98 GHz)

NR n77 SCS 30 kHz (3.7 GHz ~ 3.98 GHz) - Channel Bandwidth: 100 MHz

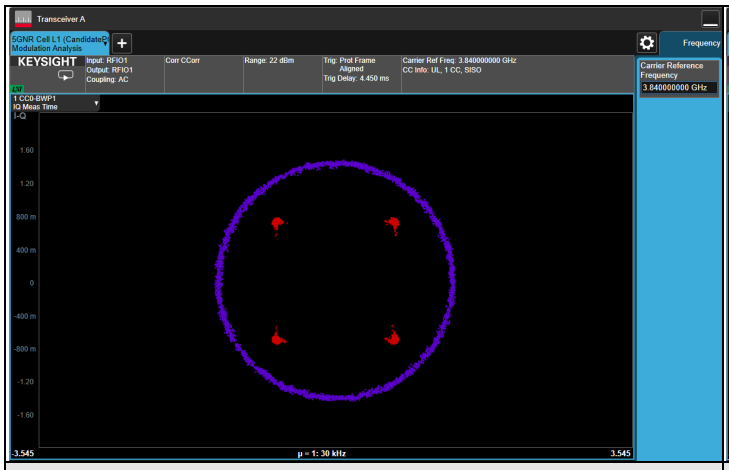

BPSK CH 656000 (3840 MHz)

QPSK CH 656000 (3840 MHz)

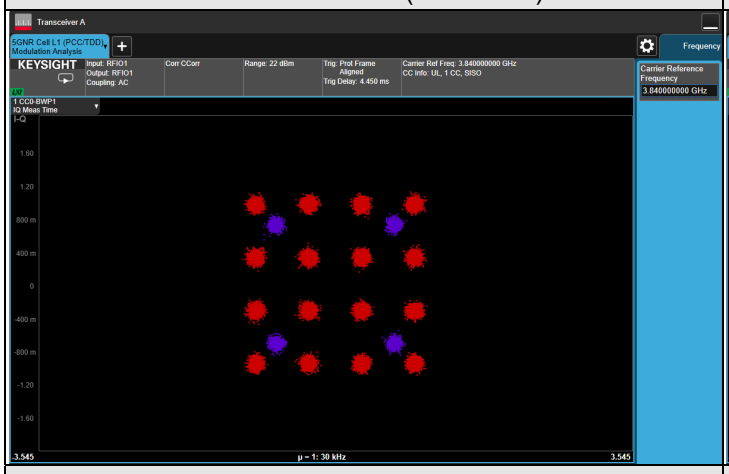

16QAM CH 656000 (3840 MHz)

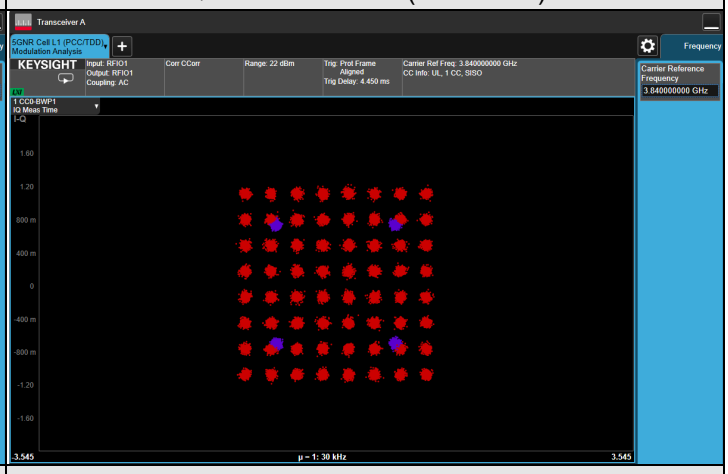

64QAM CH 656000 (3840 MHz)

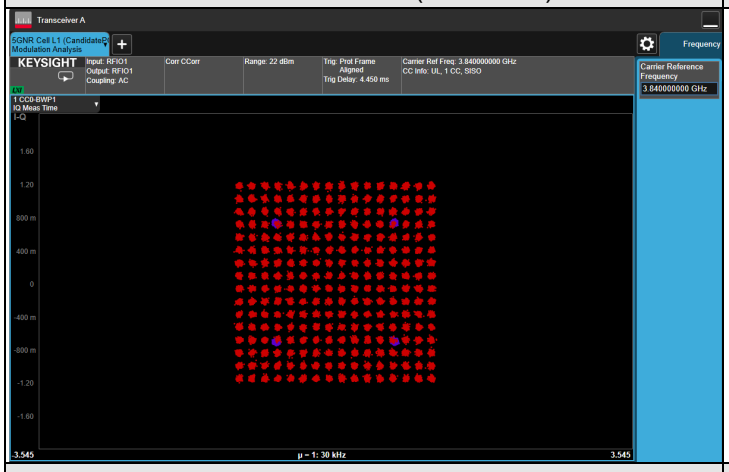

256QAM CH 656000 (3840 MHz)

7.3 Peak to Average Ratio

Input Power:	7.2 Vdc	Environmental Conditions:	22°C, 73% RH	Tested By:	James Yang

7.3.1 NR n2 SCS 15 kHz

NR n2 SCS 15 kHz - MIMO-Ant 1, Channel Bandwidth: 5 MHz

Modulation	RB Size	RB Offset	Peak To Average Ratio (dB)		
			CH 370500	CH 376000	CH 381500
			1852.5 MHz	1880 MHz	1907.5 MHz
BPSK	1	24	3.87	3.80	4.77
	1	0	3.86	3.80	4.82
	25	0	3.90	3.82	4.85
QPSK	1	24	6.89	6.69	7.66
	1	0	6.62	6.52	7.65
	25	0	7.87	7.64	7.75
16QAM	1	24	7.01	6.85	8.01
	1	0	6.93	6.85	8.06
	25	0	7.81	7.58	8.12
64QAM	1	24	7.69	7.48	8.03
	1	0	7.58	7.46	8.03
	25	0	7.76	7.57	8.11
256QAM	1	24	7.08	6.99	7.33
	1	0	7.47	7.38	7.39
	25	0	8.79	8.68	8.25

Spectrum Plot of Worst Value

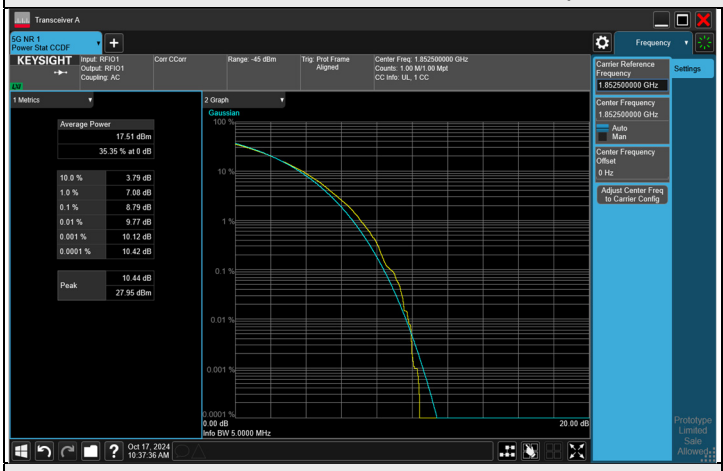

256QAM CH 370500 (1852.5 MHz)

NR n2 SCS 15 kHz - MIMO-Ant 1, Channel Bandwidth: 10 MHz

Modulation	RB Size	RB Offset	Peak To Average Ratio (dB)		
			CH 371000	CH 376000	CH 381000
			1855 MHz	1880 MHz	1905 MHz
BPSK	1	51	3.87	3.76	3.86
	1	0	3.85	3.79	3.82
	50	0	4.09	4.15	4.01
QPSK	1	51	6.72	6.57	6.66
	1	0	6.64	6.55	6.57
	52	0	7.96	7.64	7.55
16QAM	1	51	7.05	6.85	6.94
	1	0	6.95	6.87	6.84
	52	0	7.94	7.54	7.45
64QAM	1	51	7.75	7.52	7.59
	1	0	7.57	7.41	7.43
	52	0	7.93	7.67	7.59
256QAM	1	51	7.37	6.69	6.78
	1	0	7.47	7.34	7.41
	52	0	8.94	8.78	8.75

Spectrum Plot of Worst Value

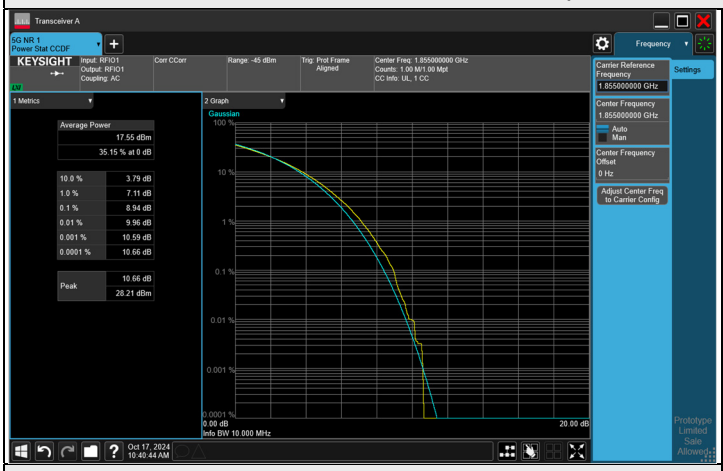

256QAM CH 371000 (1855 MHz)

NR n2 SCS 15 kHz - MIMO-Ant 1, Channel Bandwidth: 15 MHz

Modulation	RB Size	RB Offset	Peak To Average Ratio (dB)		
			CH 371500	CH 376000	CH 380500
			1857.5 MHz	1880 MHz	1902.5 MHz
BPSK	1	78	4.04	3.73	3.83
	1	0	3.86	3.95	4.00
	75	0	4.21	4.30	4.23
QPSK	1	78	6.92	6.55	6.69
	1	0	6.61	6.67	6.85
	79	0	8.02	7.81	7.78
16QAM	1	78	7.33	6.96	7.03
	1	0	6.98	7.03	7.17
	79	0	7.95	7.72	7.65
64QAM	1	78	7.90	7.55	7.64
	1	0	7.58	7.64	7.86
	79	0	8.13	7.85	7.88
256QAM	1	78	7.40	6.72	6.73
	1	0	7.53	7.46	7.58
	79	0	8.56	8.47	8.51

Spectrum Plot of Worst Value

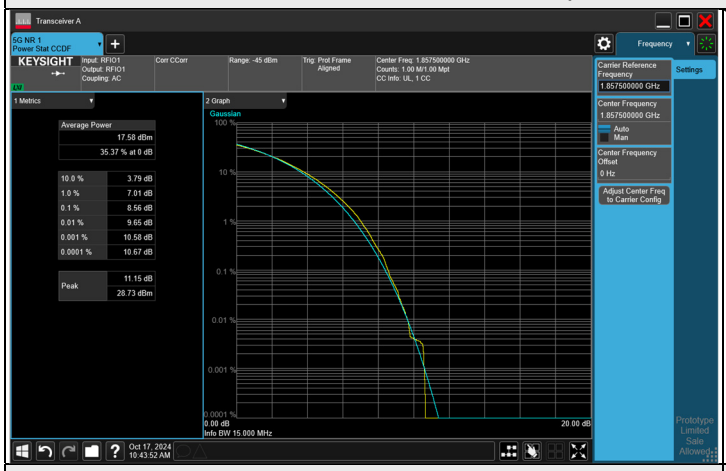

256QAM CH 371500 (1857.5 MHz)

NR n2 SCS 15 kHz - MIMO-Ant 1, Channel Bandwidth: 20 MHz

Modulation	RB Size	RB Offset	Peak To Average Ratio (dB)		
			CH 372000	CH 376000	CH 380000
			1860 MHz	1880 MHz	1900 MHz
BPSK	1	105	3.97	3.69	3.80
	1	0	3.81	3.99	3.79
	100	0	4.55	4.37	3.96
QPSK	1	105	6.80	6.65	7.04
	1	0	6.57	6.78	7.00
	106	0	8.17	7.83	7.91
16QAM	1	105	7.29	6.91	7.00
	1	0	6.93	7.10	6.94
	106	0	8.05	7.88	7.98
64QAM	1	105	7.76	7.53	7.60
	1	0	7.57	7.74	7.66
	106	0	8.22	7.97	8.12
256QAM	1	105	7.43	7.26	7.34
	1	0	7.48	7.51	7.43
	106	0	8.77	8.70	8.75

Spectrum Plot of Worst Value

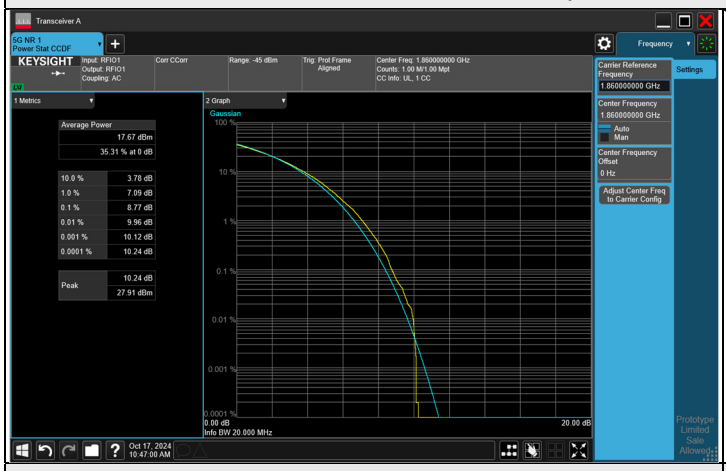

256QAM CH 372000 (1860 MHz)

NR n2 SCS 15 kHz - MIMO-Ant 1, Channel Bandwidth: 25 MHz

Modulation	RB Size	RB Offset	Peak To Average Ratio (dB)		
			CH 372500	CH 376000	CH 379500
			1862.5 MHz	1880 MHz	1897.5 MHz
BPSK	1	105	4.48	4.4	4.53
	1	0	4.5	4.43	4.55
	100	0	4.68	4.59	4.72
QPSK	1	105	7.13	7.02	7.22
	1	0	7.13	7.03	7.22
	106	0	7.15	7.15	7.31
16QAM	1	105	7.62	7.29	8.53
	1	0	7.68	7.28	8.52
	106	0	7.72	7.43	8.68
64QAM	1	105	8.21	7.55	7.92
	1	0	8.12	7.73	7.97
	106	0	8.23	7.75	8.1
256QAM	1	105	8.2	8.01	9.68
	1	0	8.18	8.08	9.65
	106	0	8.37	8.16	9.79

Spectrum Plot of Worst Value

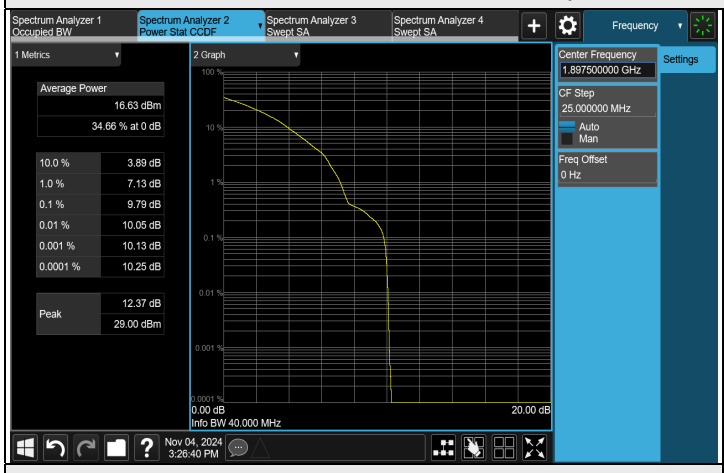

256QAM CH 379500 (1897.5 MHz)

NR n2 SCS 15 kHz - MIMO-Ant 1, Channel Bandwidth: 30 MHz

Modulation	RB Size	RB Offset	Peak To Average Ratio (dB)		
			CH 373000	CH 376000	CH 379000
			1865 MHz	1880 MHz	1895 MHz
BPSK	1	105	4.51	4.5	4.4
	1	0	4.53	4.51	4.39
	100	0	4.64	4.58	4.54
QPSK	1	105	7.15	6.73	6.48
	1	0	7.04	6.61	6.61
	106	0	7.17	6.81	6.64
16QAM	1	105	7.9	8.33	7.7
	1	0	8.04	8.31	7.75
	106	0	8.06	8.42	7.85
64QAM	1	105	7.74	8.12	8.09
	1	0	7.76	8.11	8.1
	106	0	7.82	8.14	8.22
256QAM	1	105	9.39	9.49	9.15
	1	0	9.34	9.36	9.33
	106	0	9.47	9.52	9.35

Spectrum Plot of Worst Value

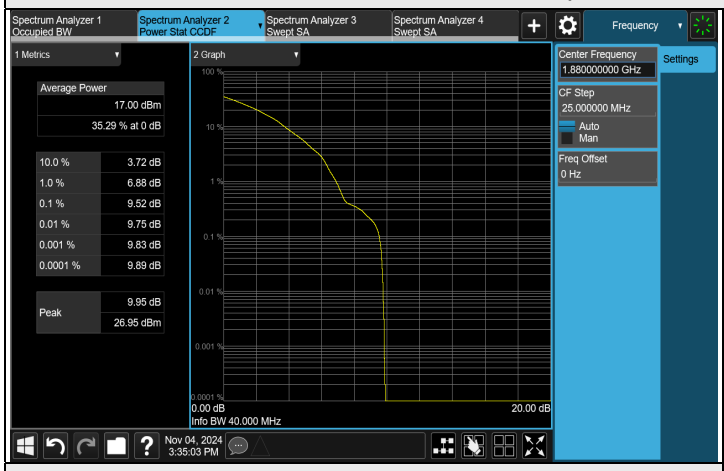

256QAM CH 376000 (1880 MHz)

NR n2 SCS 15 kHz - MIMO-Ant 1, Channel Bandwidth: 35 MHz

Modulation	RB Size	RB Offset	Peak To Average Ratio (dB)		
			CH 373500	CH 376000	CH 378500
			1867.5 MHz	1880 MHz	1892.5 MHz
BPSK	1	105	4.46	4.32	4.43
	1	0	4.45	4.37	4.47
	100	0	4.48	4.48	4.54
QPSK	1	105	6.46	6.92	6.75
	1	0	6.51	6.89	6.77
	106	0	6.65	7	6.82
16QAM	1	105	7.88	8.02	7.89
	1	0	7.93	8.05	7.85
	106	0	7.97	8.13	7.92
64QAM	1	105	7.66	7.85	7.88
	1	0	7.7	7.86	7.89
	106	0	7.86	7.95	7.91
256QAM	1	105	9.25	9.57	9.24
	1	0	9.31	9.46	9.24
	106	0	9.43	9.63	9.4

Spectrum Plot of Worst Value

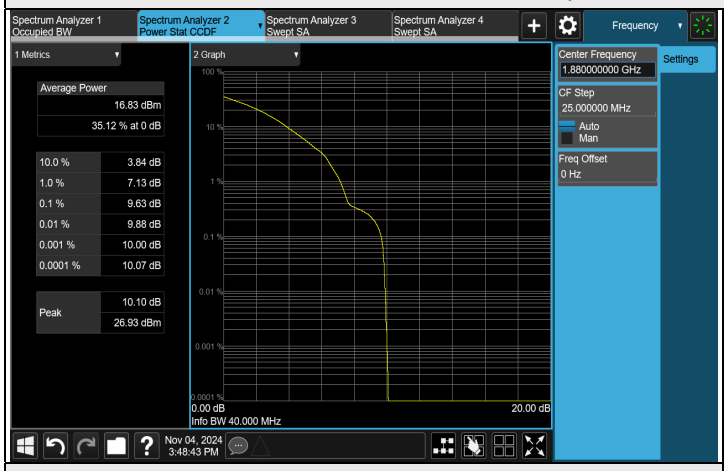

256QAM CH 376000 (1880 MHz)

NR n2 SCS 15 kHz - MIMO-Ant 1, Channel Bandwidth: 40 MHz

Modulation	RB Size	RB Offset	Peak To Average Ratio (dB)		
			CH 374000	CH 376000	CH 378000
			1870 MHz	1880 MHz	1890 MHz
BPSK	1	105	4.29	4.43	4.56
	1	0	4.39	4.3	4.45
	100	0	4.46	4.46	4.62
QPSK	1	105	6.55	6.68	6.63
	1	0	6.7	6.7	6.73
	106	0	6.74	6.79	6.82
16QAM	1	105	8.01	8.1	8.12
	1	0	8.01	8.02	8.07
	106	0	8.12	8.18	8.2
64QAM	1	105	8.15	7.85	8.14
	1	0	8	7.89	8.23
	106	0	8.17	7.93	8.25
256QAM	1	105	9.43	9.42	9.74
	1	0	9.44	9.41	9.64
	106	0	9.46	9.5	9.82

Spectrum Plot of Worst Value

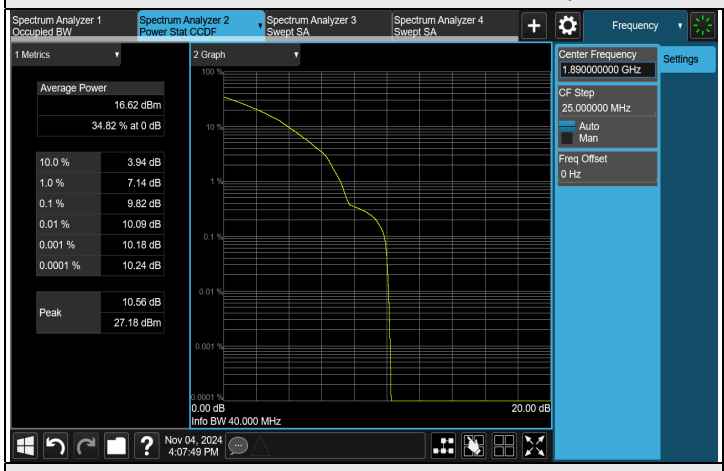

256QAM CH 378000 (1890 MHz)

NR n2 SCS 15 kHz - MIMO-Ant 4, Channel Bandwidth: 5 MHz

Modulation	RB Size	RB Offset	Peak To Average Ratio (dB)		
			CH 370500	CH 376000	CH 381500
			1852.5 MHz	1880 MHz	1907.5 MHz
BPSK	1	51	3.77	3.83	4.76
	1	0	3.76	3.86	4.72
	50	0	3.85	3.86	4.81
QPSK	1	51	7.07	7.06	7.19
	1	0	6.95	6.97	7.18
	52	0	7.51	7.49	7.34
16QAM	1	51	6.89	6.89	7.35
	1	0	6.81	6.84	7.38
	52	0	7.76	7.76	7.55
64QAM	1	51	6.84	6.90	7.92
	1	0	6.79	6.82	7.83
	52	0	7.84	7.81	7.97
256QAM	1	51	8.65	8.66	8.5
	1	0	8.64	8.61	8.36
	52	0	8.76	8.73	8.52

Spectrum Plot of Worst Value

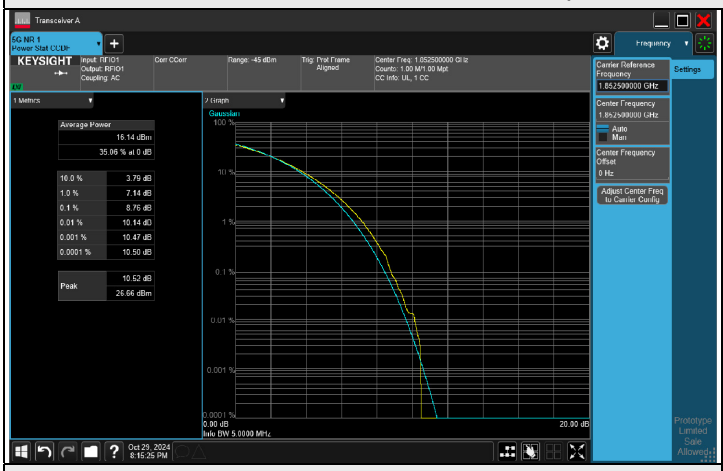

256QAM CH 370500 (1852.5 MHz)

NR n2 SCS 15 kHz - MIMO-Ant 4, Channel Bandwidth: 10 MHz

Modulation	RB Size	RB Offset	Peak To Average Ratio (dB)		
			CH 371000	CH 376000	CH 381000
			1855 MHz	1880 MHz	1905 MHz
BPSK	1	51	3.78	3.82	3.85
	1	0	3.77	3.84	3.98
	50	0	3.94	3.99	3.96
QPSK	1	51	7.13	7.08	7.04
	1	0	6.93	6.94	7.11
	52	0	7.76	7.65	7.63
16QAM	1	51	6.89	6.91	6.87
	1	0	6.79	6.83	7.00
	52	0	7.73	7.60	7.59
64QAM	1	51	6.95	6.94	6.88
	1	0	6.81	6.84	6.95
	52	0	7.98	7.95	7.85
256QAM	1	51	8.68	8.63	8.67
	1	0	8.59	8.53	8.69
	52	0	8.73	8.72	8.76

Spectrum Plot of Worst Value

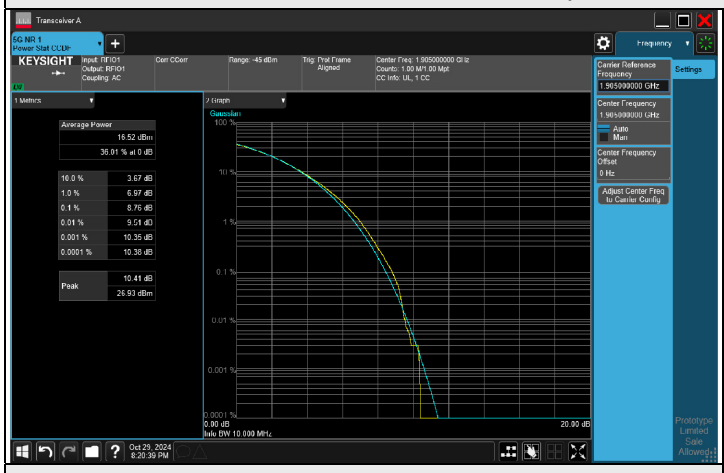

256QAM CH 381000 (1905 MHz)

NR n2 SCS 15 kHz - MIMO-Ant 4, Channel Bandwidth: 15 MHz

Modulation	RB Size	RB Offset	Peak To Average Ratio (dB)		
			CH 371500	CH 376000	CH 380500
			1857.5 MHz	1880 MHz	1902.5 MHz
BPSK	1	78	4.03	3.87	3.86
	1	0	3.81	3.90	4.10
	75	0	4.20	4.19	4.15
QPSK	1	78	7.34	7.13	6.99
	1	0	6.91	6.96	7.29
	79	0	7.80	7.71	7.76
16QAM	1	78	7.18	6.99	6.90
	1	0	6.79	6.86	7.16
	79	0	7.79	7.74	7.80
64QAM	1	78	7.10	6.95	6.91
	1	0	6.78	6.83	7.07
	79	0	8.04	7.98	7.98
256QAM	1	78	8.76	8.67	8.66
	1	0	8.58	8.61	8.81
	79	0	8.90	8.88	8.92

Spectrum Plot of Worst Value

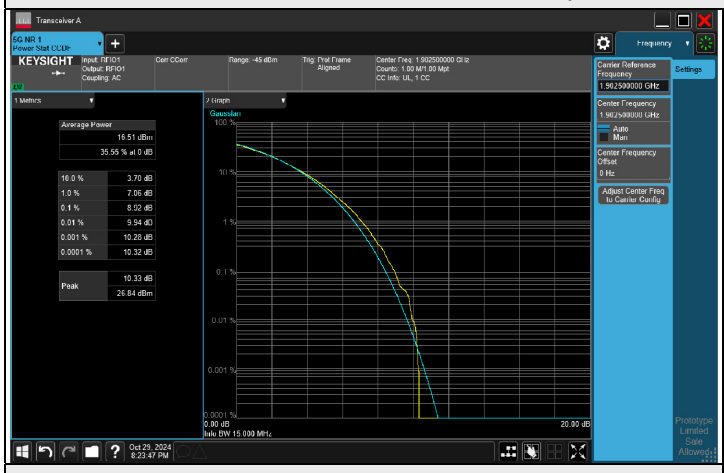

256QAM CH 380500 (1902.5 MHz)

NR n2 SCS 15 kHz - MIMO-Ant 4, Channel Bandwidth: 20 MHz

Modulation	RB Size	RB Offset	Peak To Average Ratio (dB)		
			CH 372000	CH 376000	CH 380000
			1860 MHz	1880 MHz	1900 MHz
BPSK	1	105	3.96	3.95	3.90
	1	0	3.81	4.03	4.02
	100	0	4.56	4.39	4.13
QPSK	1	105	7.10	7.13	6.97
	1	0	6.89	7.07	7.23
	106	0	7.93	7.83	8.02
16QAM	1	105	7.05	6.99	6.85
	1	0	6.78	6.96	7.09
	106	0	8.06	7.90	8.02
64QAM	1	105	6.96	6.93	6.88
	1	0	6.74	6.95	6.96
	106	0	8.21	8.05	8.19
256QAM	1	105	9.02	8.97	8.92
	1	0	8.59	8.68	8.75
	106	0	8.90	8.84	8.92

Spectrum Plot of Worst Value

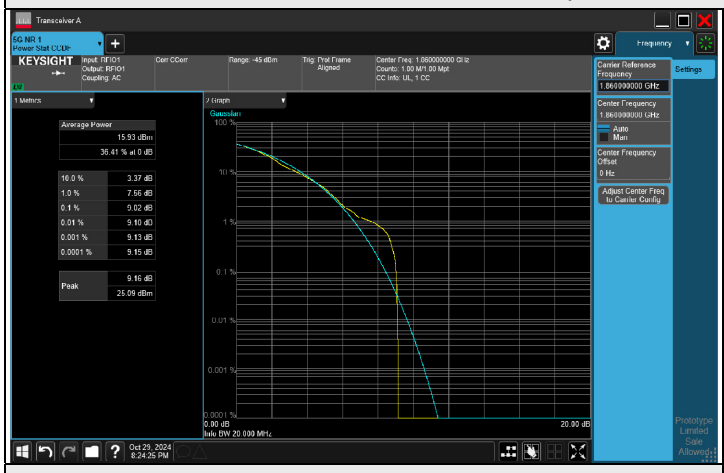

256QAM CH 372000 (1860 MHz)

NR n2 SCS 15 kHz - MIMO-Ant 4, Channel Bandwidth: 25 MHz

Modulation	RB Size	RB Offset	Peak To Average Ratio (dB)		
			CH 372500	CH 376000	CH 379500
			1862.5 MHz	1880 MHz	1897.5 MHz
BPSK	1	105	4.48	4.4	4.53
	1	0	4.5	4.43	4.55
	100	0	4.68	4.59	4.72
QPSK	1	105	7.13	7.02	7.22
	1	0	7.13	7.03	7.22
	106	0	7.15	7.15	7.31
16QAM	1	105	7.62	7.29	8.53
	1	0	7.68	7.28	8.52
	106	0	7.72	7.43	8.68
64QAM	1	105	8.21	7.55	7.92
	1	0	8.12	7.73	7.97
	106	0	8.23	7.75	8.1
256QAM	1	105	8.2	8.01	9.68
	1	0	8.18	8.08	9.65
	106	0	8.37	8.16	9.79

Spectrum Plot of Worst Value

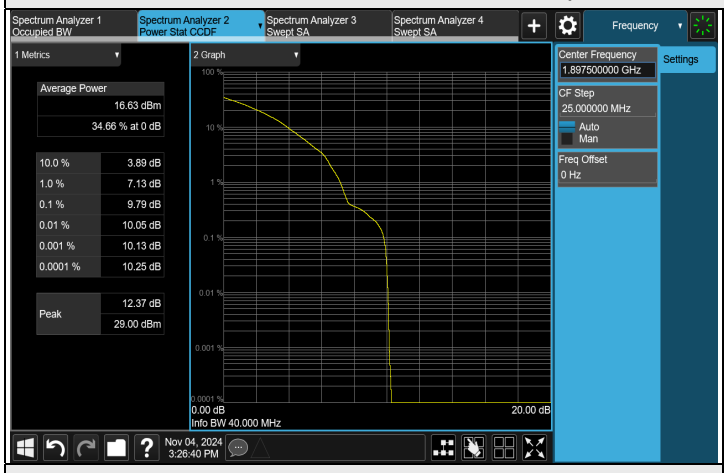

256QAM CH 379500 (1897.5 MHz)

NR n2 SCS 15 kHz - MIMO-Ant 4, Channel Bandwidth: 30 MHz

Modulation	RB Size	RB Offset	Peak To Average Ratio (dB)		
			CH 373000	CH 376000	CH 379000
			1865 MHz	1880 MHz	1895 MHz
BPSK	1	105	4.51	4.5	4.4
	1	0	4.53	4.51	4.39
	100	0	4.64	4.58	4.54
QPSK	1	105	7.15	6.73	6.48
	1	0	7.04	6.61	6.61
	106	0	7.17	6.81	6.64
16QAM	1	105	7.9	8.33	7.7
	1	0	8.04	8.31	7.75
	106	0	8.06	8.42	7.85
64QAM	1	105	7.74	8.12	8.09
	1	0	7.76	8.11	8.1
	106	0	7.82	8.14	8.22
256QAM	1	105	9.39	9.49	9.15
	1	0	9.34	9.36	9.33
	106	0	9.47	9.52	9.35

Spectrum Plot of Worst Value

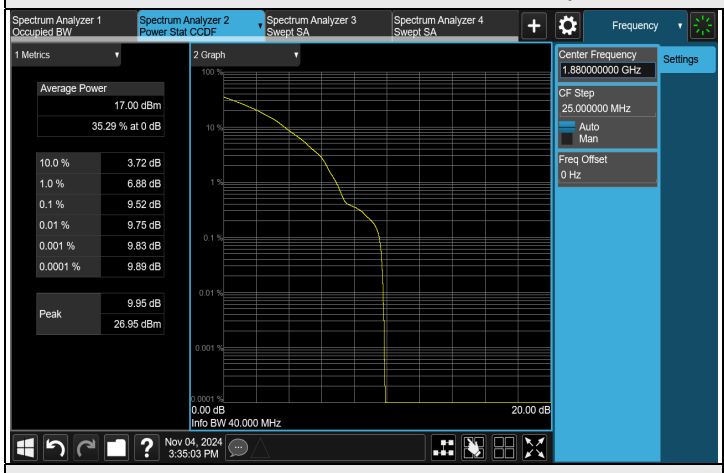

256QAM CH 376000 (1880 MHz)

NR n2 SCS 15 kHz - MIMO-Ant 4, Channel Bandwidth: 35 MHz

Modulation	RB Size	RB Offset	Peak To Average Ratio (dB)		
			CH 373500	CH 376000	CH 378500
			1867.5 MHz	1880 MHz	1892.5 MHz
BPSK	1	105	4.46	4.32	4.43
	1	0	4.45	4.37	4.47
	100	0	4.48	4.48	4.54
QPSK	1	105	6.46	6.92	6.75
	1	0	6.51	6.89	6.77
	106	0	6.65	7	6.82
16QAM	1	105	7.88	8.02	7.89
	1	0	7.93	8.05	7.85
	106	0	7.97	8.13	7.92
64QAM	1	105	7.66	7.85	7.88
	1	0	7.7	7.86	7.89
	106	0	7.86	7.95	7.91
256QAM	1	105	9.25	9.57	9.24
	1	0	9.31	9.46	9.24
	106	0	9.43	9.63	9.4

Spectrum Plot of Worst Value

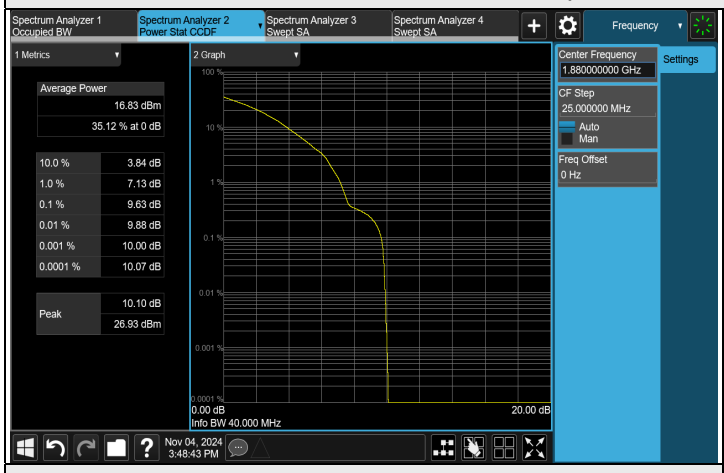

256QAM CH 376000 (1880 MHz)

NR n2 SCS 15 kHz - MIMO-Ant 4, Channel Bandwidth: 40 MHz

Modulation	RB Size	RB Offset	Peak To Average Ratio (dB)		
			CH 374000	CH 376000	CH 378000
			1870 MHz	1880 MHz	1890 MHz
BPSK	1	105	4.29	4.43	4.56
	1	0	4.39	4.3	4.45
	100	0	4.46	4.46	4.62
QPSK	1	105	6.55	6.68	6.63
	1	0	6.7	6.7	6.73
	106	0	6.74	6.79	6.82
16QAM	1	105	8.01	8.1	8.12
	1	0	8.01	8.02	8.07
	106	0	8.12	8.18	8.2
64QAM	1	105	8.15	7.85	8.14
	1	0	8	7.89	8.23
	106	0	8.17	7.93	8.25
256QAM	1	105	9.43	9.42	9.74
	1	0	9.44	9.41	9.64
	106	0	9.46	9.5	9.82

Spectrum Plot of Worst Value

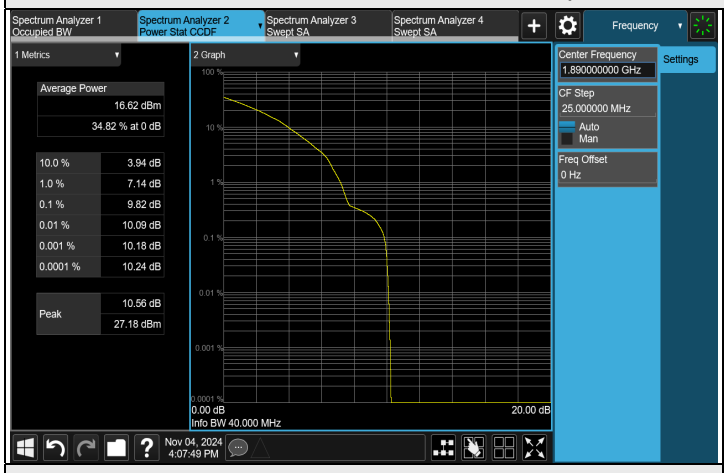

256QAM CH 378000 (1890 MHz)

7.3.2 NR n5 SCS 15 kHz

NR n5 SCS 15 kHz - Ant 4, Channel Bandwidth: 5 MHz

Modulation	RB Size	RB Offset	Peak To Average Ratio (dB)		
			CH 165300	CH 167300	CH 169300
			826.5 MHz	836.5 MHz	846.5 MHz
BPSK	1	24	4.23	4.48	4.08
	1	0	4.35	4.40	4.32
	25	0	4.18	4.37	4.24
QPSK	1	24	7.04	7.30	6.93
	1	0	6.90	7.08	6.94
	25	0	7.58	8.00	7.72
16QAM	1	24	7.12	7.45	6.96
	1	0	7.28	7.38	7.25
	25	0	7.68	8.04	7.80
64QAM	1	24	7.72	8.04	7.69
	1	0	7.81	7.94	7.80
	25	0	7.68	8.03	7.90
256QAM	1	24	6.34	6.44	6.55
	1	0	6.82	6.88	6.86
	25	0	8.08	8.32	8.22

Spectrum Plot of Worst Value

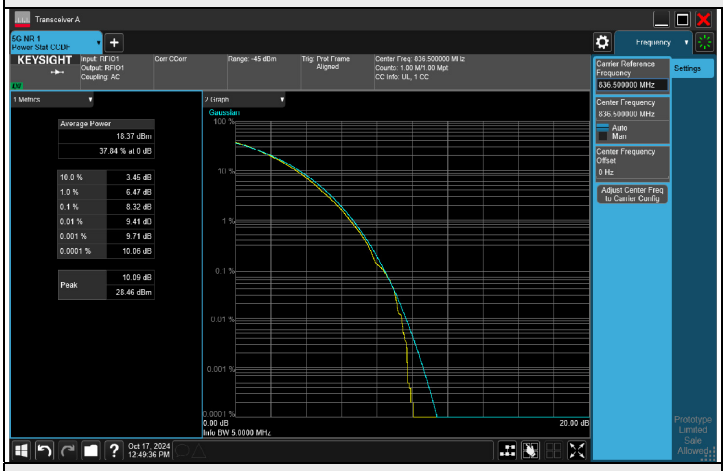

256QAM CH 167300 (836.5 MHz)

NR n5 SCS 15 kHz - Ant 4, Channel Bandwidth: 10 MHz

Modulation	RB Size	RB Offset	Peak To Average Ratio (dB)		
			CH 165800	CH 167300	CH 168800
			829 MHz	836.5 MHz	844 MHz
BPSK	1	51	4.35	4.40	4.07
	1	0	4.31	4.33	4.45
	50	0	4.29	4.45	4.49
QPSK	1	51	7.01	6.95	6.79
	1	0	6.98	6.97	7.11
	52	0	7.74	8.03	7.95
16QAM	1	51	7.30	7.26	6.98
	1	0	7.28	7.27	7.44
	52	0	7.74	7.98	7.91
64QAM	1	51	7.87	7.89	7.62
	1	0	7.77	7.82	7.99
	52	0	7.78	7.98	7.92
256QAM	1	51	6.11	6.03	6.19
	1	0	6.83	6.83	6.88
	52	0	8.24	8.30	8.30

Spectrum Plot of Worst Value

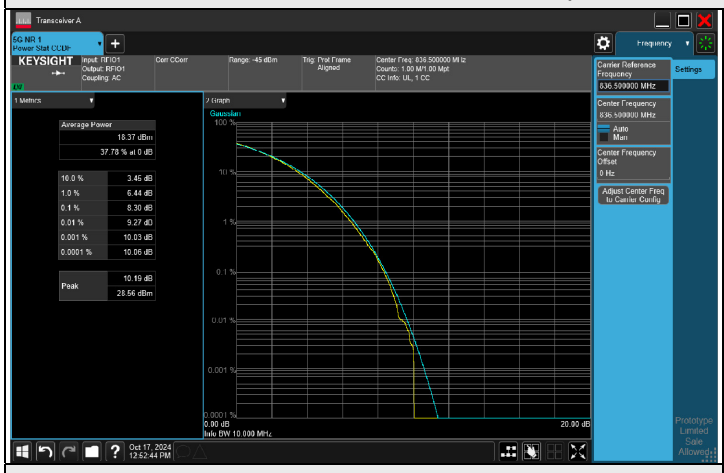

256QAM CH 167300 (836.5 MHz)

NR n5 SCS 15 kHz - Ant 4, Channel Bandwidth: 15 MHz

Modulation	RB Size	RB Offset	Peak To Average Ratio (dB)		
			CH 166300	CH 167300	CH 168300
			831.5 MHz	836.5 MHz	841.5 MHz
BPSK	1	78	4.46	4.29	4.08
	1	0	4.32	4.23	4.38
	75	0	4.33	4.34	4.34
QPSK	1	78	7.09	6.88	6.85
	1	0	6.98	6.90	7.13
	79	0	7.86	7.93	8.05
16QAM	1	78	7.44	7.25	7.05
	1	0	7.19	7.17	7.39
	79	0	7.75	7.82	7.93
64QAM	1	78	8.03	7.86	7.68
	1	0	7.80	7.71	7.93
	79	0	7.92	7.97	8.17
256QAM	1	78	6.08	6.11	6.14
	1	0	6.82	6.79	6.88
	79	0	7.74	7.83	7.96

Spectrum Plot of Worst Value

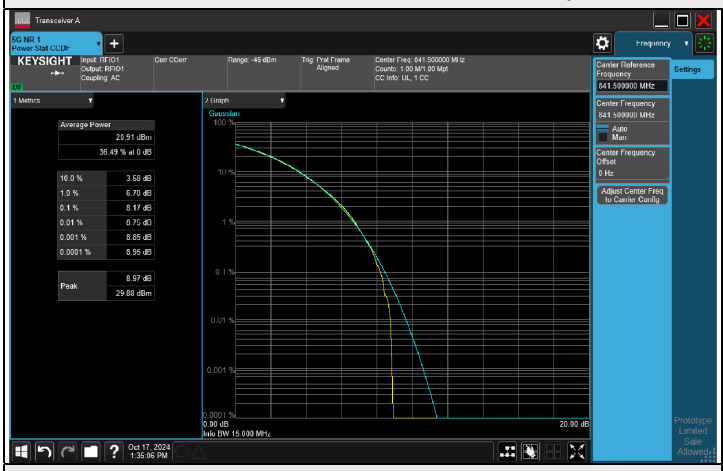

64QAM CH 168300 (841.5 MHz)

NR n5 SCS 15 kHz - Ant 4, Channel Bandwidth: 20 MHz

Modulation	RB Size	RB Offset	Peak To Average Ratio (dB)		
			CH 166800	CH 167300	CH 167800
			834 MHz	836.5 MHz	839 MHz
BPSK	1	105	4.27	4.27	4.05
	1	0	4.28	4.14	4.20
	100	0	4.51	4.45	4.43
QPSK	1	105	6.82	7.01	6.81
	1	0	6.85	6.75	6.82
	106	0	7.94	7.97	8.12
16QAM	1	105	7.21	7.31	7.06
	1	0	7.14	7.04	7.13
	106	0	7.96	7.96	8.03
64QAM	1	105	7.82	7.82	7.65
	1	0	7.78	7.62	7.72
	106	0	8.01	8.03	8.11
256QAM	1	105	6.68	6.74	6.76
	1	0	6.80	6.77	6.76
	106	0	8.04	8.08	8.03

Spectrum Plot of Worst Value

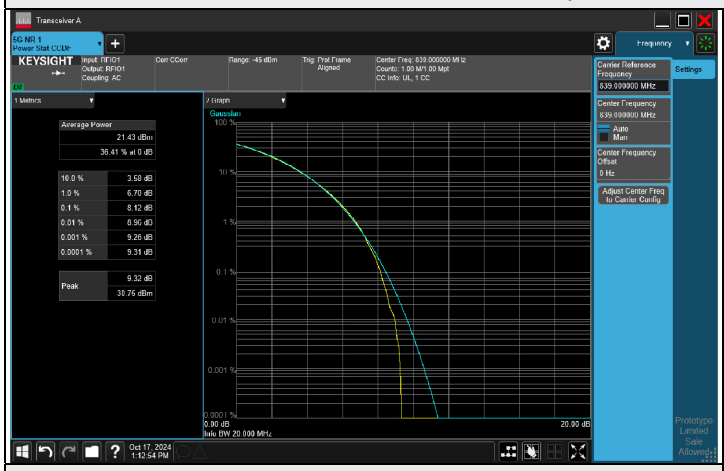

QPSK CH 167800 (839 MHz)

7.3.3 NR n66 SCS 15 kHz

NR n66 SCS 15 kHz - MIMO-Ant 1, Channel Bandwidth: 5 MHz

Modulation	RB Size	RB Offset	Peak To Average Ratio (dB)		
			CH 342500	CH 349000	CH 355500
			1712.5 MHz	1745 MHz	1777.5 MHz
BPSK	1	24	4.30	4.39	4.27
	1	0	4.27	4.39	4.31
	25	0	4.34	4.34	4.35
QPSK	1	24	7.62	7.60	7.58
	1	0	7.57	7.57	7.45
	25	0	8.12	8.04	7.99
16QAM	1	24	7.50	7.49	7.44
	1	0	7.43	7.46	7.34
	25	0	8.50	8.36	8.36
64QAM	1	24	7.25	7.35	7.39
	1	0	7.18	7.22	7.20
	25	0	8.45	8.32	8.30
256QAM	1	24	8.72	8.63	8.80
	1	0	8.70	8.62	8.62
	25	0	8.91	8.82	8.95

Spectrum Plot of Worst Value

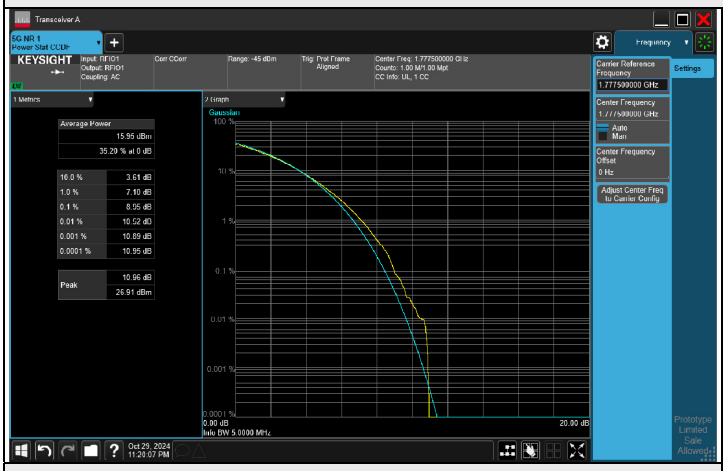

256QAM CH 355500 (1777.5 MHz)

NR n66 SCS 15 kHz - MIMO-Ant 1, Channel Bandwidth: 10 MHz

Modulation	RB Size	RB Offset	Peak To Average Ratio (dB)		
			CH 343000	CH 349000	CH 355000
			1715 MHz	1745 MHz	1775 MHz
BPSK	1	51	4.37	4.44	4.32
	1	0	4.35	4.48	4.25
	50	0	4.67	4.50	4.44
QPSK	1	51	7.71	7.66	7.59
	1	0	7.55	7.59	7.21
	52	0	8.40	8.33	8.06
16QAM	1	51	7.52	7.47	7.40
	1	0	7.44	7.45	7.11
	52	0	8.40	8.24	8.02
64QAM	1	51	7.37	7.33	7.34
	1	0	7.22	7.27	7.03
	52	0	8.67	8.46	8.28
256QAM	1	51	8.72	8.64	8.81
	1	0	8.72	8.58	8.46
	52	0	8.89	8.67	8.73

Spectrum Plot of Worst Value

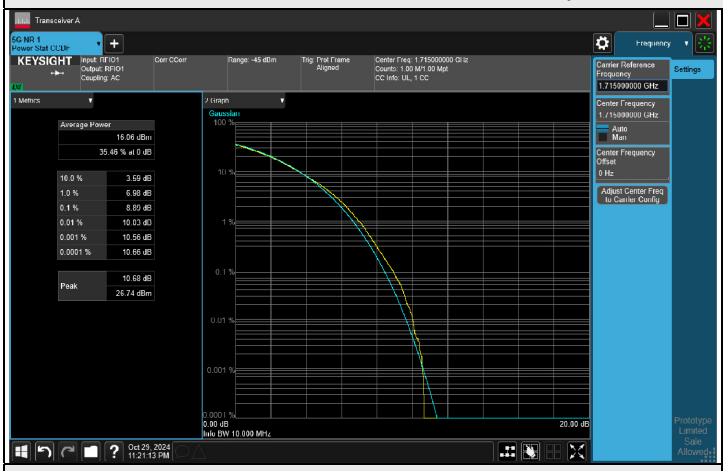

256QAM CH 343000 (1715 MHz)

NR n66 SCS 15 kHz - MIMO-Ant 1, Channel Bandwidth: 15 MHz

Modulation	RB Size	RB Offset	Peak To Average Ratio (dB)		
			CH 343500	CH 349000	CH 354500
			1717.5 MHz	1745 MHz	1772.5 MHz
BPSK	1	78	4.47	4.45	4.40
	1	0	4.40	4.49	4.56
	75	0	4.81	4.64	4.70
QPSK	1	78	7.74	7.61	7.55
	1	0	7.52	7.56	7.58
	79	0	8.38	8.27	8.07
16QAM	1	78	7.62	7.49	7.42
	1	0	7.40	7.46	7.47
	79	0	8.45	8.26	8.10
64QAM	1	78	7.38	7.34	7.29
	1	0	7.21	7.27	7.36
	79	0	8.55	8.44	8.26
256QAM	1	78	8.74	8.64	8.70
	1	0	8.69	8.61	8.68
	79	0	9.09	8.91	8.83

Spectrum Plot of Worst Value

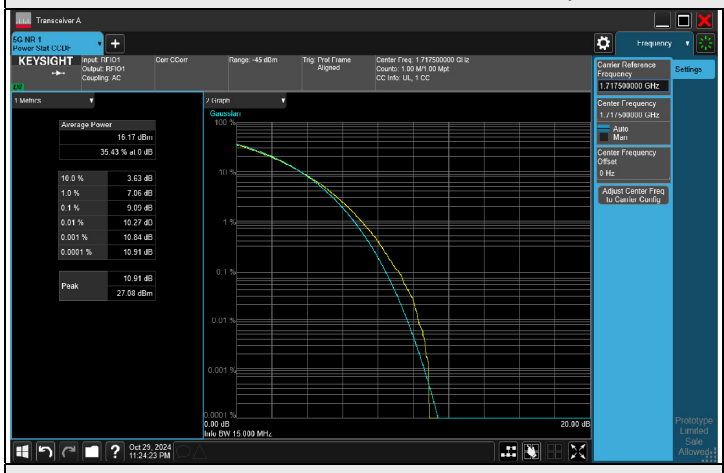

256QAM CH 343500 (1717.5 MHz)

NR n66 SCS 15 kHz - MIMO-Ant 1, Channel Bandwidth: 20 MHz

Modulation	RB Size	RB Offset	Peak To Average Ratio (dB)		
			CH 344000	CH 349000	CH 354000
			1720 MHz	1745 MHz	1770 MHz
BPSK	1	105	4.52	4.52	4.31
	1	0	4.37	4.65	4.72
	100	0	4.88	4.67	4.62
QPSK	1	105	7.67	7.58	7.49
	1	0	7.52	7.58	7.72
	106	0	8.47	8.34	8.31
16QAM	1	105	7.62	7.50	7.42
	1	0	7.43	7.48	7.56
	106	0	8.62	8.42	8.20
64QAM	1	105	7.33	7.28	7.25
	1	0	7.19	7.27	7.38
	106	0	8.68	8.47	8.42
256QAM	1	105	9.04	8.92	8.94
	1	0	8.71	8.59	8.73
	106	0	8.85	8.81	8.79

Spectrum Plot of Worst Value

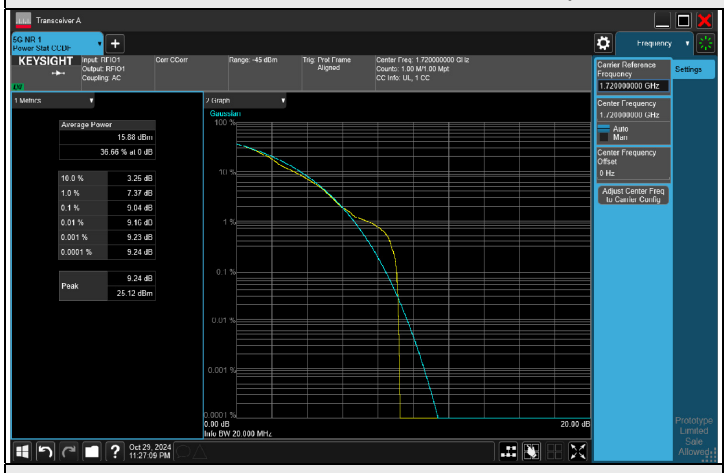

256QAM CH 344000 (1720 MHz)