Antenna maximum rotation

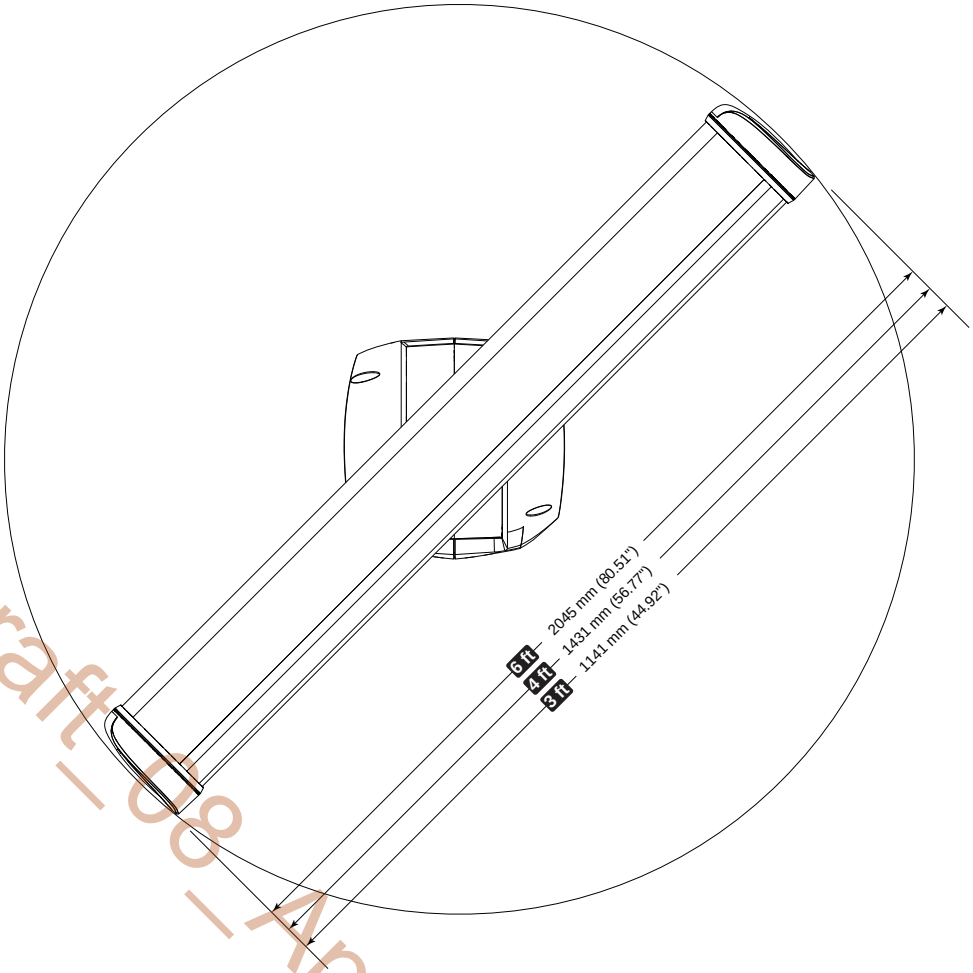

Draft_08_April_2015

9

Spare Parts

	Part Number	Description
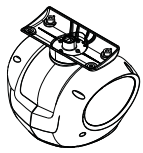	000-11463-001	Halo pedestal
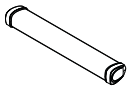	000-11464-001	3 ft (1127 mm) antenna
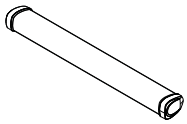	000-11465-001	4 ft (1431 mm) antenna
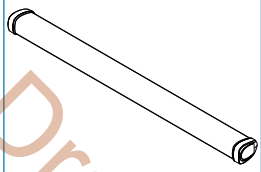	000-11466-001	6 ft (2038 mm) antenna
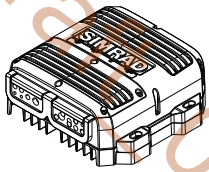	000-11467-001	RI-12 Radar interface module
	AA010211	Broadband scanner interconnection cable 10 m (33 ft)
	AA010212	Broadband scanner interconnection cable 20 m (65.6 ft)
	AA010213	Broadband scanner interconnection cable 30 m (98.5 ft)
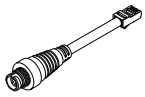	000-11246-001	Adapter cable: yellow Ethernet female to RJ45 male. 150 mm (5.9")

000-11246-001	Adapter cable: yellow Ethernet female to RJ45 male	150 mm (5.9")
000-00127-28	Ethernet cable	0.6 m (2 ft)
000-0127-51	Ethernet cable	1.8 m (6 ft)
000-0127-29	Ethernet cable	4.5 m (15 ft)
000-0127-30	Ethernet cable	7.7 m (25 ft)
000-0127-37	Ethernet cable	15.2 m (50 ft)
24005936	AT10 NMEA0183 / NMEA 2000 converter (SimNet connector)	
24006694	AT10HD NMEA0183 / NMEA 2000 (SimNet connector) converter. 10 Hz heading data only	

Draft 08_April_2015

Service parts

	Part Number	Description
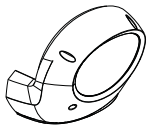	151-10439-001	Pedestal case LEFT with LED assembly.
	151-10438-001	Pedestal case RIGHT with LED assembly.
	151-10446-001	Pedestal case seal kit
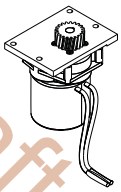	151-10435-001	Motor assembly type 1
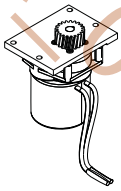	151-10436-001	Motor assembly type 2
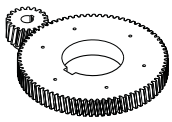	151-10437-001	Gear assembly
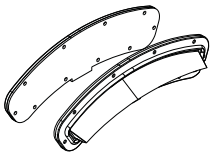	151-10442-001	LED Replacement kit: LED PCB, Light guide and seal.
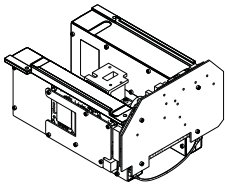	151-10443-001	Replacement RF Transceiver unit
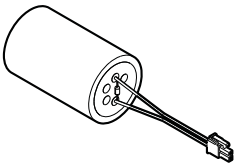		Motor Capacitor
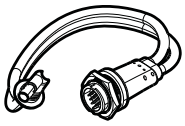	151-10444-001	Pedestal cable kit

Draft 08_April_2015

	151-10447-001	Antenna end caps
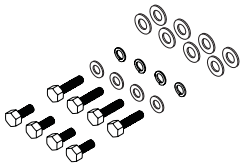	151-10448-001	Pedestal mounting kit
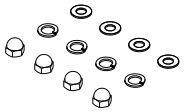	151-10449-001	Antenna mounting kit
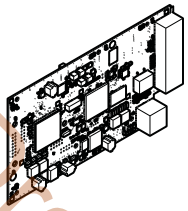	151-10440-001	CPU PCB assembly
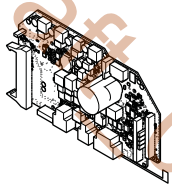	151-10441-001	PSU PCB assembly

Draft_08_April_2015

Third party mounting options

Seaview

Image	Manufacturers part no.	Description
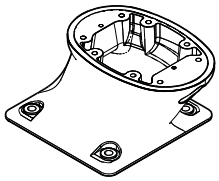	PMF-57-M1	127 mm (5.7") tall forward leaning mount
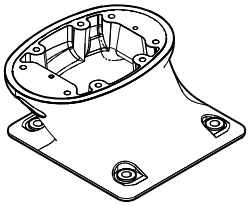	PMA-57-M1	127 mm (5.7") tall aft leaning mount
	ADA-R1	Top plate
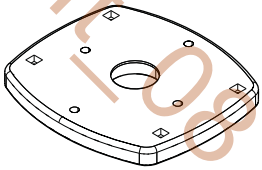	ADA-HALO-3	Adapter plate. Used in conjunction with ADA-R1 and a mounting tower
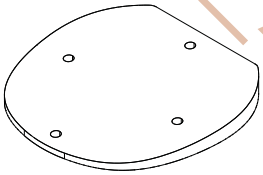	RW4-7	4° Angled wedge adapter
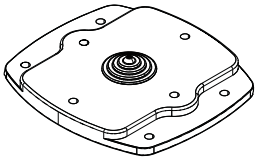	ADA-HALO-2	Adapter for replacing 3G/4G, Raymarine and Garmin radars with Halo
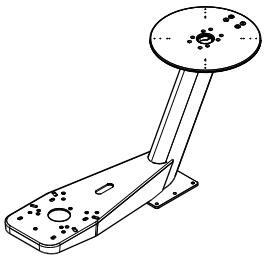	PMA-DM2-M2	Dual mount. (Not for 6 ft Halo)

Scanstrut

Edson

Draft_08_April_2015

10 Trouble shooting

Find out software version information

On the MFD go to Settings>Radar settings>Installation>Radar status

No Radar.

No Ethernet network connection has been established between the MFD and the pedestal . Check the following

Power: Radar not powered on.

- Check the safety switch on the rear of the pedestal is on
- Check the power LED on the RI-12 is steady green.
- Check if using remote power control (see "Remote power control" on page 22).
- Check output voltage of RI-12 upto the pedestal should be 36 Volts

No Ethernet LED on RI-12,

- Check device that it is connected to is on .e.g check NEP-2
- Bad ethernet cable
- Check for RJ45 connection and Ethernet adapter cable
- Check RJ-45 connector on interconnection cable, check for bent tarnished or corroded pins on RJ-45 connector.

No Comms L.E.D on the RI-12. (No communication with the pedestal)

- Check NMEA2000
- Device list
- Check N2k Diagnostics page for bus status

Software:

- Check the MFD and radar have up to date software. Refer to the www.simrad-yachting.com website for more information
- Check the Radar source is set correctly

Incompatible MFD type.

- NSS evo2 / NSO evo2 or later

No Spoke data

No Scanner

No PPI image

No error message is displayed but there is no radar image on the screen.

Possible hardware fault in the rotating antenna module. Possibly a transmitter or receiver fault. If transmitter failure then when the MFD gain control is increased there will be noise on the screen. If receiver failure, there will be no noise on the screen when the MFD gain control is increased.

Poor performance

- Check antenna length (see "Select the antenna length" on page 26)
- Check antenna height (see "Adjust antenna height..." on page 27)
- Check Sidelobe suppression (see "Sidelobe suppression..." on page 28)

Error codes

Draft_08_April_2015

Power cycle to reset

Draft_08_April_2015

Draft_08_April_2015

988-10676-001

Draft_08_April_2015

SIMRAD

www.simrad-yachting.com

CE0560