EUT Internal Photos

Photo 15
M/N: TSK-M1702BME, Internal View (Upper Cover Removed)

Photo 16
M/N: TSK-M1702BME, Internal View (Side)



Photo 17
Magnetron (Matsushita, Type 2M211A-M2J)

Photo 18
M/N: TSK-M1702BME, H.V. Transformer & H.V. Capacitor



Photo 19
Label of H.V. Transformer (Yunlu Type KHT-R701ACK)

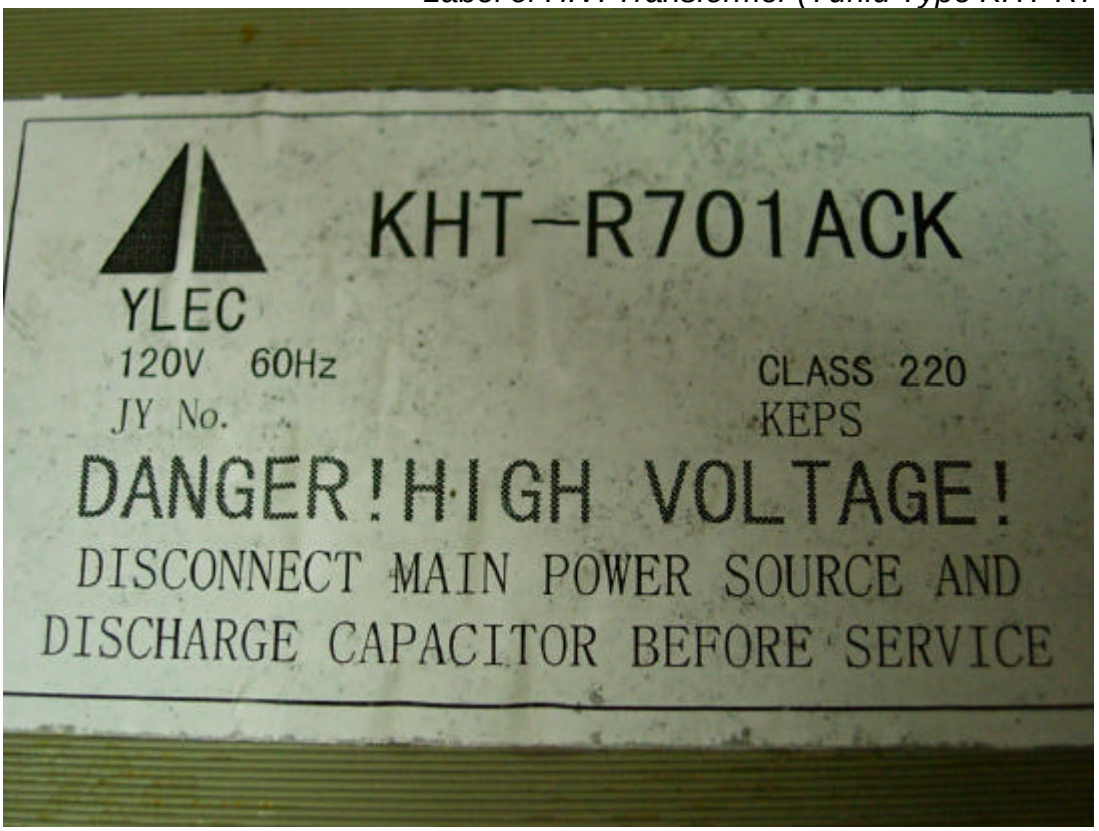

Photo 20
M/N: TSK-M1702BME, Label of H.V. Capacitor

Photo 21
M/N: TSK-M1702BME, Motor



Photo 22
M/N: TSK-M1702BME, Fan



Photo 23
M/N: TSK-M1702BME, Fuse Board (Component View)



Photo 24
M/N: TSK-M1702BME, Fuse Board (Foil View)



Photo 25
M/N: TSK-M1702BME, Main Board (Component View)



Photo 26
M/N: TSK-M1702BME, Main Board (Foil View)



Photo 27
M/N: TSK-M1702MA, Internal View (Upper Cover Removed)

Photo 28
M/N: TSK-M1702MA, Internal View (Side)



Photo 29
Magnetron (Matsushita, Type 2M211A-M2J)

Photo 30
M/N: TSK-M1702MA, H.V. Transformer & H.V. Capacitor



Photo 31
Label of H.V. Transformer (Yunlu Type KHT-R701ACK)

Photo 32
M/N: TSK-M1702MA, Label of H.V. Capacitor

Photo 33
M/N: TSK-M1702MA, Motor



Photo 34
M/N: TSK-M1702MA, Fan



Photo 35
M/N: TSK-M1702MA, Fuse Board (Component View)



Photo 36
M/N: TSK-M1702MA, Fuse Board (Foil View)



Photo 37
M/N: TSK-M1702MA, Controller



Photo 38
M/N: TSK-M1702MA, Controller

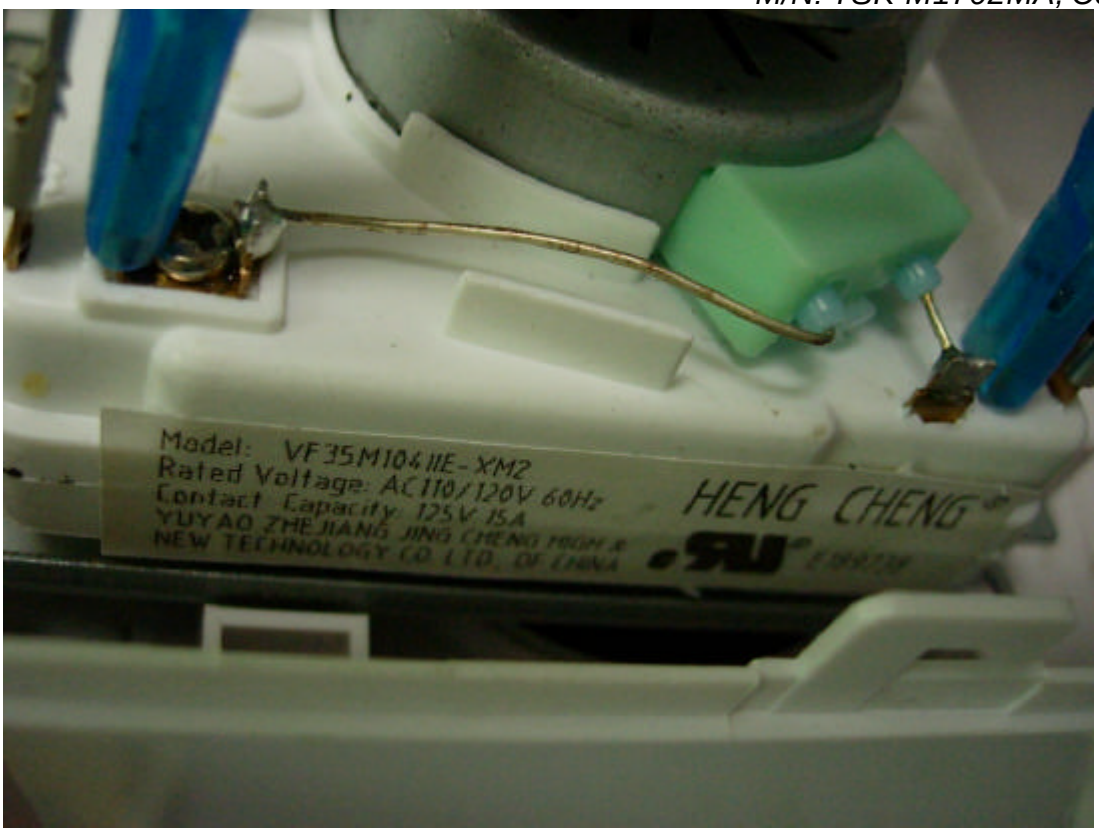

Photo 39
M/N: TSK-M1701ME, Main Board (Component View)



Photo 40
M/N: TSK-M1701ME, Main Board (Foil View)



Photo 41
M/N: TSK-M1703ME, Main Board (Component View)



Photo 42
M/N: TSK-M1703ME, Main Board (Foil View)



Photo 43
Magnetron (Witol. Type 2M315H)

Photo 44
Magnetron (Toshiba, Type 2M231CH(EP)-A)



Photo 45
H.V. Transformer (DPC Type EUPA-700A)



Photo 46
Label of H.V. Transformer (DPC Type EUPA-700A)