Appendix A

Detailed System Check Results

1. System Performance Check
System Performance Check 13 MHz
System Performance Check 750 MHz
System Performance Check 835 MHz
System Performance Check 1750 MHz
System Performance Check 1950 MHz
System Performance Check 2450 MHz
System Performance Check 2600 MHz
System Performance Check 5250 MHz
System Performance Check 5600 MHz
System Performance Check 5750 MHz

Test Laboratory: SGS-SAR Lab Date: 2025-09-29

System Performance Check 13MHz

Communication System: Custom Band; Frequency: 13.000
Medium: HSL. Medium parameters used: f= 13.000 MHz; σ= 0.725 S/m; ε_r = 55.7

DASY8 Configuration:
- Probe: EX3DV4 - SN7735; ConvF(13.68, 13.51, 13.73); Calibrated: 2025-01-29
- Sensor-Surface: 1.4 mm
- Electronics: DAE4ip Sn1826; Calibrated: 2025-02-17
- Phantom: ELI V8.0 (20deg probe tilt); Serial: 2217
- Measurement Software: cDASY8 V16.4.0.5005

Area Scan (120.0 mm x 210.0 mm): Measurement Grid: 15.0 mm x 15.0 mm
SAR (1g) = 0.111 W/kg; SAR (10g) = 0.090 W/kg;

Zoom Scan (30.0 mm x 30.0 mm x 30.0 mm): Measurement Grid: 6.0 mm x 6.0 mm x 1.5 mm
Power Drift = 0.09 dB
SAR (1g) = 0.098 W/kg; SAR (10g) = 0.062 W/kg;

M2/M1 [%]	69.2
Dist 3dB Peak [mm]	13.0

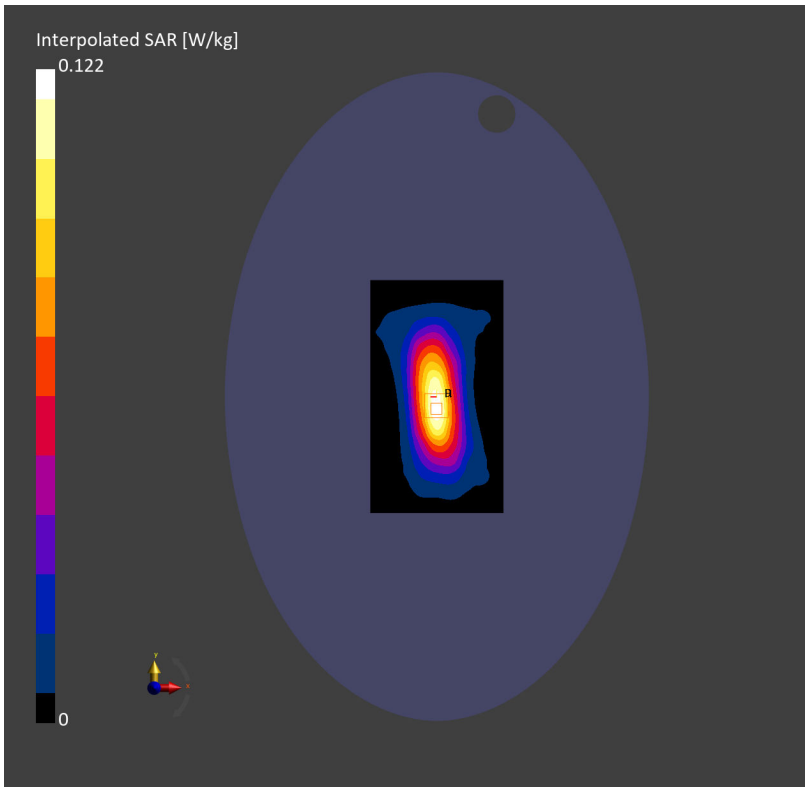

Date: 2025/09/22

Test Laboratory: SGS-SAR Lab

System Performance Check 750 MHz Head

DUT: D750V3; Type: Dipole; Serial: 1214

Communication System: UID 0, CW (0); Frequency: 750 MHz;Duty Cycle: 1:1

Medium: HSL750;Medium parameters used: f = 750 MHz; σ = 0.884 S/m; ε_r = 42.476; ρ = 1000 kg/m^3
Phantom section: Flat Section

DASY 5 Configuration:

- Probe: EX3DV4 - SN7767; ConvF(10.76, 10.76, 10.76); Calibrated: 2024/12/31
- Sensor-Surface: 1.4mm (Mechanical Surface Detection)
- Electronics: DAE4 Sn1484; Calibrated: 2024/10/15
- Phantom: SAM 8; Type: SAM; Serial: 1824
- DASY52 52.10.4(1527); SEMCAD X 14.6.14(7483)

Body/d=15mm, Pin=250mW/Area Scan (7x13x1): Measurement grid: dx=15mm, dy=15mm
Maximum value of SAR (measured) = 2.71 W/kg

Body/d=15mm, Pin=250mW/Zoom Scan (5x5x7)/Cube 0: Measurement grid: dx=8mm, dy=8mm, dz=5mm
Reference Value = 51.73 V/m; Power Drift = 0.12 dB
Peak SAR (extrapolated) = 3.46 W/kg
SAR(1 g) = 2.14 W/kg; SAR(10 g) = 1.38 W/kg
Smallest distance from peaks to all points 3 dB below = 16.7 mm
Ratio of SAR at M2 to SAR at M1 = 61.8%
Maximum value of SAR (measured) = 2.98 W/kg

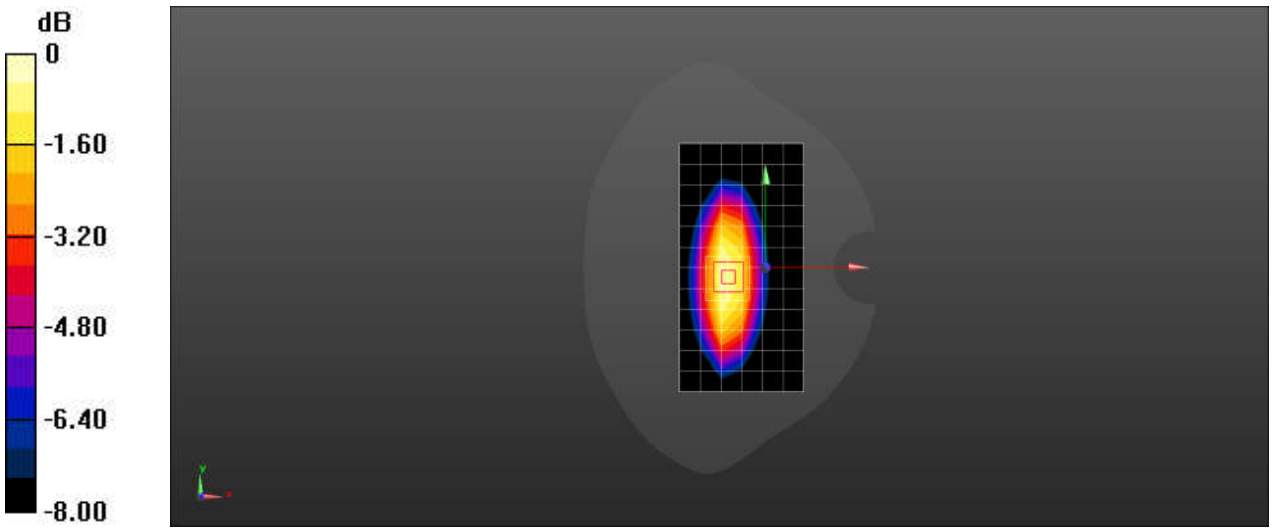

0 dB = 2.98 W/kg = 4.74 dBW/kg

Date: 2025/09/23

Test Laboratory: SGS-SAR Lab

System Performance Check 835 MHz Head

DUT: D835V2; Type: Dipole; Serial: 4d161

Communication System: UID 0, CW (0); Frequency: 835 MHz;Duty Cycle: 1:1

Medium: HSL835;Medium parameters used: f = 835 MHz; σ = 0.909 S/m; ε_r = 42.329; ρ = 1000 kg/m^3
Phantom section: Flat Section

DASY 5 Configuration:

- Probe: EX3DV4 - SN7767; ConvF(10.34, 10.34, 10.34); Calibrated: 2024/12/31
- Sensor-Surface: 1.4mm (Mechanical Surface Detection)
- Electronics: DAE4 Sn1484; Calibrated: 2024/10/15
- Phantom: SAM 8; Type: SAM; Serial: 1824
- DASY52 52.10.4(1527); SEMCAD X 14.6.14(7483)

Body/d=15mm, Pin=250mW/Area Scan (7x13x1): Measurement grid: dx=15mm, dy=15mm
Maximum value of SAR (measured) = 3.09 W/kg

Body/d=15mm, Pin=250mW/Zoom Scan (5x5x7)/Cube 0: Measurement grid: dx=8mm, dy=8mm, dz=5mm
Reference Value = 61.71 V/m; Power Drift = -0.01 dB
Peak SAR (extrapolated) = 3.63 W/kg
SAR(1 g) = 2.47 W/kg; SAR(10 g) = 1.59 W/kg
Smallest distance from peaks to all points 3 dB below = 16 mm
Ratio of SAR at M2 to SAR at M1 = 67.8%
Maximum value of SAR (measured) = 3.12 W/kg

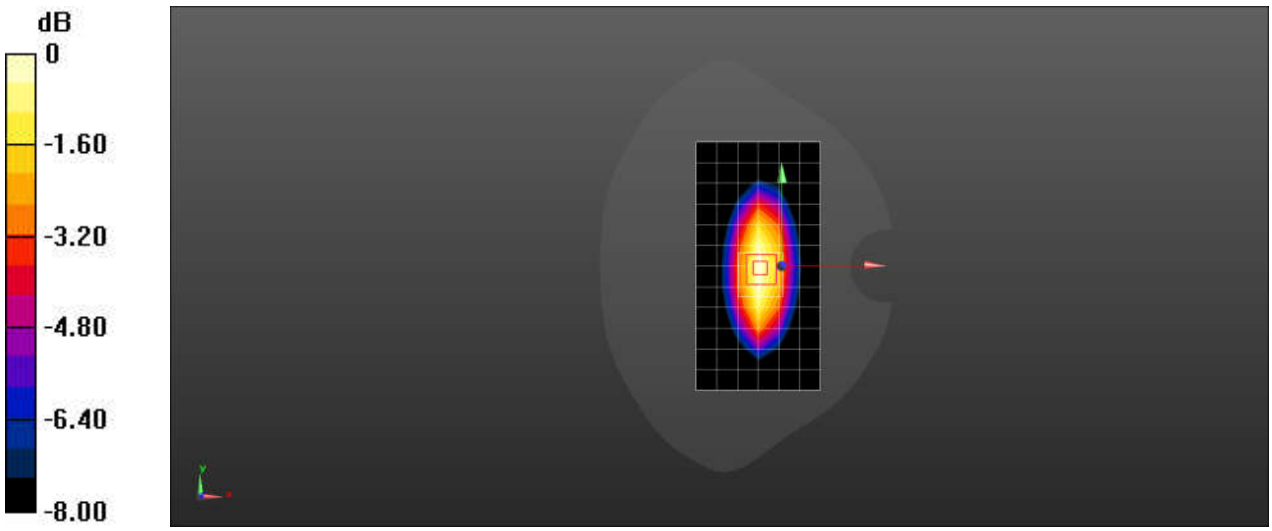

0 dB = 3.12 W/kg = 4.94 dBW/kg

Date: 2025/09/24

Test Laboratory: SGS-SAR Lab

System Performance Check 1750 MHz Head

DUT: D1750V2; Type: Dipole; Serial: 1105

Communication System: UID 0, CW (0); Frequency: 1750 MHz;Duty Cycle: 1:1

Medium: HSL1750;Medium parameters used: f = 1750 MHz; σ = 1.33 S/m; ε_r = 39.026; ρ = 1000 kg/m^3
Phantom section: Flat Section

DASY 5 Configuration:

- Probe: EX3DV4 - SN7767; ConvF(8.95, 8.95, 8.95); Calibrated: 2024/12/31
- Sensor-Surface: 1.4mm (Mechanical Surface Detection)
- Electronics: DAE4 Sn1484; Calibrated: 2024/10/15
- Phantom: SAM 8; Type: SAM; Serial: 1824
- DASY52 52.10.4(1527); SEMCAD X 14.6.14(7483)

Body/d=10mm, Pin=250mW/Area Scan (7x13x1): Measurement grid: dx=15mm, dy=15mm
Maximum value of SAR (measured) = 8.86 W/kg

Body/d=10mm, Pin=250mW/Zoom Scan (7x7x7)/Cube 0: Measurement grid:dx=5mm, dy=5mm, dz=5mm
Reference Value = 101.5 V/m; Power Drift = 0.03 dB
Peak SAR (extrapolated) = 16.0 W/kg
SAR(1 g) = 8.93 W/kg; SAR(10 g) = 4.71 W/kg
Smallest distance from peaks to all points 3 dB below = 11 mm
Ratio of SAR at M2 to SAR at M1 = 57.6%
Maximum value of SAR (measured) = 9.31 W/kg

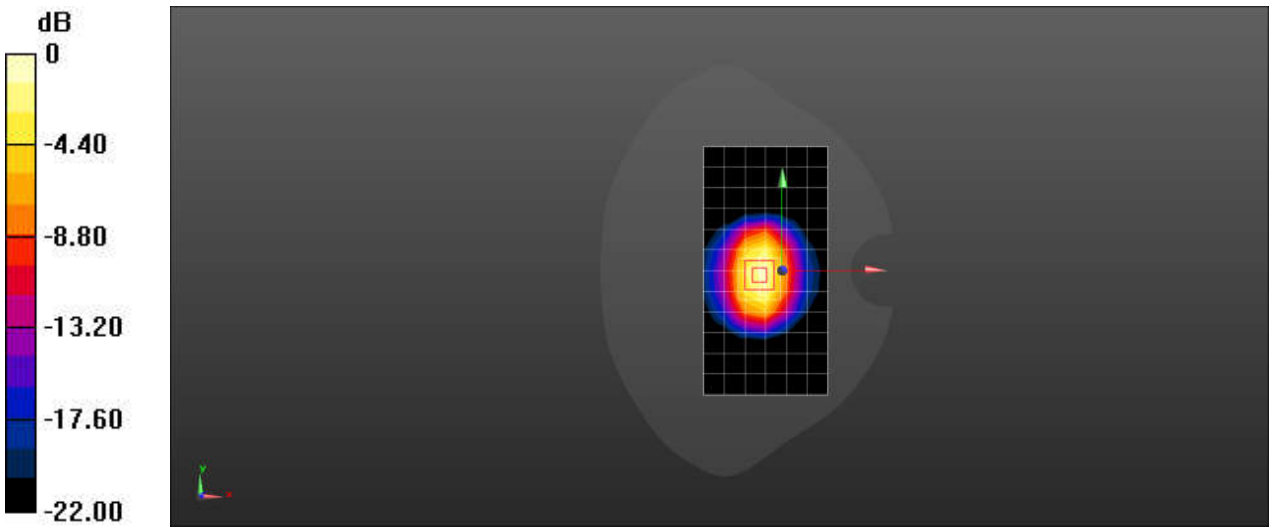

0 dB = 9.31 W/kg = 9.69 dBW/kg

Date: 2025/09/25

Test Laboratory: SGS-SAR Lab

System Performance Check 1950 MHz Head

DUT: D1950V3; Type: Dipole; Serial: 1218

Communication System: UID 0, CW (0); Frequency: 1950 MHz;Duty Cycle: 1:1

Medium: HSL1950;Medium parameters used: f = 1950 MHz; σ = 1.4 S/m; ε_r = 39.235; ρ = 1000 kg/m^3
Phantom section: Flat Section

DASY 5 Configuration:

- Probe: EX3DV4 - SN7767; ConvF(8.6, 8.6, 8.6); Calibrated: 2024/12/31
- Sensor-Surface: 1.4mm (Mechanical Surface Detection)
- Electronics: DAE4 Sn1484; Calibrated: 2024/10/15
- Phantom: SAM 8; Type: SAM; Serial: 1824
- DASY52 52.10.4(1527); SEMCAD X 14.6.14(7483)

Body/d=10mm, Pin=250mW/Area Scan (9x11x1): Measurement grid: dx=15mm, dy=15mm
Maximum value of SAR (measured) = 14.5 W/kg

Body/d=10mm, Pin=250mW/Zoom Scan (5x5x7)/Cube 0: Measurement grid: dx=8mm, dy=8mm, dz=5mm
Reference Value = 96.69 V/m; Power Drift = -0.04 dB
Peak SAR (extrapolated) = 18.63 W/kg
SAR(1 g) = 9.99 W/kg; SAR(10 g) = 5.14 W/kg
Smallest distance from peaks to all points 3 dB below = 9.6 mm
Ratio of SAR at M2 to SAR at M1 = 53.6%
Maximum value of SAR (measured) = 15.6 W/kg

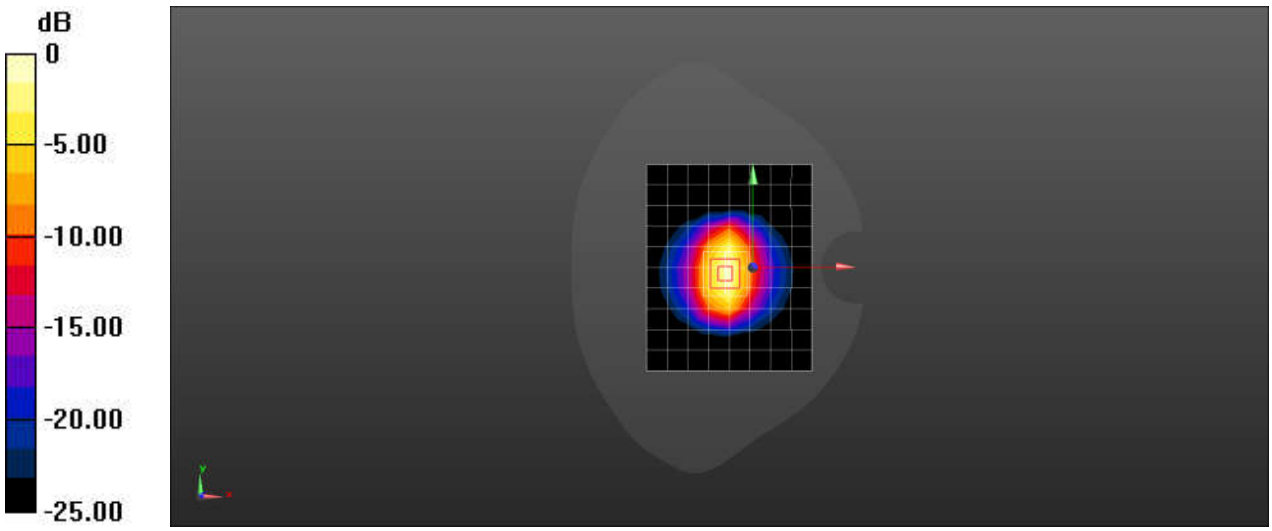

0 dB = 15.6 W/kg = 11.94 dBW/kg

Date: 2025/09/26

Test Laboratory: SGS-SAR Lab

System Performance Check 2450 MHz Head

DUT: D2450V2; Type: Dipole; Serial: 922

Communication System: UID 0, CW; Frequency: 2450 MHz;Duty Cycle: 1:1

Medium: HSL2450;Medium parameters used: f = 2450 MHz; σ = 1.793 S/m; ε_r = 39.047; ρ = 1000 kg/m^3
Phantom section: Flat Section

DASY 5 Configuration:

- Probe: EX3DV4 - SN7767; ConvF(8.03, 8.03, 8.03); Calibrated: 2024/12/31
- Sensor-Surface: 1.4mm (Mechanical Surface Detection)
- Electronics: DAE4 Sn1484; Calibrated: 2024/10/15
- Phantom: SAM 8; Type: SAM; Serial: 1824
- DASY52 52.10.4(1527); SEMCAD X 14.6.14(7483)

Body/d=10mm, Pin=250mW/Area Scan (9x15x1): Measurement grid: dx=12mm, dy=12mm
Maximum value of SAR (measured) = 21.3 W/kg

Body/d=10mm, Pin=250mW/Zoom Scan (7x7x7)/Cube 0: Measurement grid: dx=5mm, dy=5mm, dz=5mm
Reference Value = 104.1 V/m; Power Drift = 0.11 dB
Peak SAR (extrapolated) = 26.7 W/kg
SAR(1 g) = 13.4 W/kg; SAR(10 g) = 6.28 W/kg
Smallest distance from peaks to all points 3 dB below = 9 mm
Ratio of SAR at M2 to SAR at M1 = 50.7%
Maximum value of SAR (measured) = 21.8 W/kg

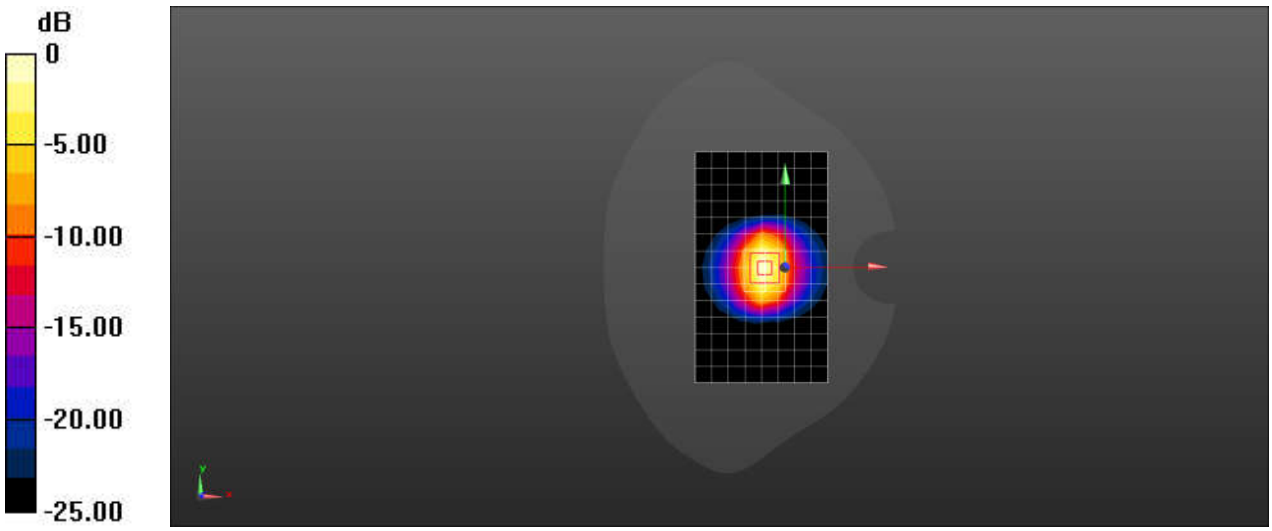

0 dB = 21.8 W/kg = 13.38 dBW/kg

Date: 2025/09/27

Test Laboratory: SGS-SAR Lab

System Performance Check 2600 MHz Head

DUT: D2600V2; Type: Dipole; Serial: 1158

Communication System: UID 0, CW (0); Frequency: 2600 MHz;Duty Cycle: 1:1

Medium: HSL2600;Medium parameters used: f = 2600 MHz; σ = 1.957 S/m; ε_r = 38.721; ρ = 1000 kg/m^3
Phantom section: Flat Section

DASY 5 Configuration:

- Probe: EX3DV4 - SN7767; ConvF(7.85, 7.85, 7.85); Calibrated: 2024/12/31
- Sensor-Surface: 1.4mm (Mechanical Surface Detection)
- Electronics: DAE4 Sn1484; Calibrated: 2024/10/15
- Phantom: SAM 8; Type: SAM; Serial: 1824
- DASY52 52.10.4(1527); SEMCAD X 14.6.14(7483)

Body/d=10mm, Pin=250mW/Area Scan (9x15x1): Measurement grid: dx=12mm, dy=12mm
Maximum value of SAR (measured) = 23.4 W/kg

Body/d=10mm, Pin=250mW/Zoom Scan (7x7x7)/Cube 0: Measurement grid: dx=5mm, dy=5mm, dz=5mm
Reference Value = 99.96 V/m; Power Drift = 0.03 dB
Peak SAR (extrapolated) = 28.9 W/kg
SAR(1 g) = 13.7 W/kg; SAR(10 g) = 6.14 W/kg
Smallest distance from peaks to all points 3 dB below = 8.5 mm
Ratio of SAR at M2 to SAR at M1 = 47.8%
Maximum value of SAR (measured) = 23.4 W/kg

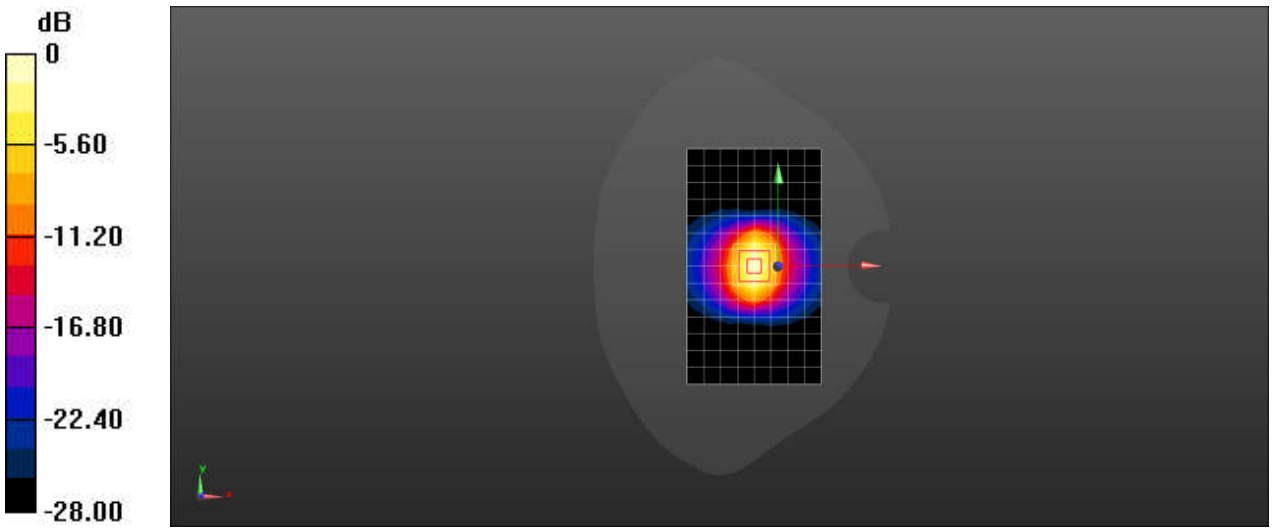

0 dB = 23.4 W/kg = 13.69 dBW/kg

Date: 2025/09/28

Test Laboratory: SGS-SAR Lab

System Performance Check 5.25 GHz Head

DUT: D5GHzV2; Type: Dipole; Serial: 1174

Communication System: UID 0, CW (0); Frequency: 5250 MHz;Duty Cycle: 1:1

Medium: HSL5000;Medium parameters used: f = 5250 MHz; σ = 4.77 S/m; ε_r = 36.775; ρ = 1000 kg/m^3
Phantom section: Flat Section

DASY 5 Configuration:

- Probe: EX3DV4 - SN7767; ConvF(5.73, 5.73, 5.73); Calibrated: 2024/12/31
- Sensor-Surface: 1.4mm (Mechanical Surface Detection)
- Electronics: DAE4 Sn1484; Calibrated: 2024/10/15
- Phantom: SAM 8; Type: SAM; Serial: 1824
- DASY52 52.10.4(1527); SEMCAD X 14.6.14(7483)

Body/d=10mm, Pin=100mW, f=5250 MHz/Area Scan (8x8x1): Measurement grid: dx=10mm, dy=10mm
Maximum value of SAR (measured) = 15.7 W/kg

Body/d=10mm, Pin=100mW, f=5250 MHz/Zoom Scan (7x7x7)/Cube 0: Measurement grid: dx=4mm, dy=4mm, dz=1.4mm
Reference Value = 74.01 V/m; Power Drift = -0.05 dB
Peak SAR (extrapolated) = 34.7 W/kg
SAR(1 g) = 7.58 W/kg; SAR(10 g) = 2.18 W/kg
Smallest distance from peaks to all points 3 dB below = 7.5 mm
Ratio of SAR at M2 to SAR at M1 = 60.5%
Maximum value of SAR (measured) = 20.4 W/kg

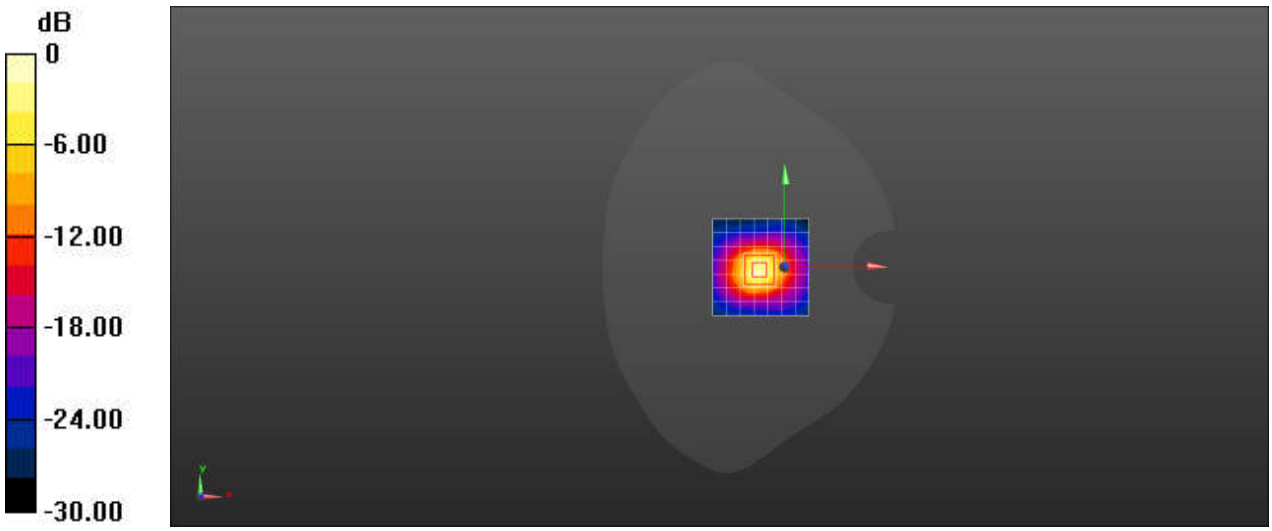

0 dB = 20.4 W/kg = 13.09 dBW/kg

Date: 2025/09/28

Test Laboratory: SGS-SAR Lab

System Performance Check 5.6 GHz Head

DUT: D5GHzV2; Type: Dipole; Serial: 1174

Communication System: UID 0, CW (0); Frequency: 5600 MHz;Duty Cycle: 1:1

Medium: HSL5000;Medium parameters used: f = 5600 MHz; σ = 5.156 S/m; ε_r = 35.907; ρ = 1000 kg/m^3
Phantom section: Flat Section

DASY 5 Configuration:

- Probe: EX3DV4 - SN7767; ConvF(5.12, 5.12, 5.12); Calibrated: 2024/12/31
- Sensor-Surface: 1.4mm (Mechanical Surface Detection)
- Electronics: DAE4 Sn1484; Calibrated: 2024/10/15
- Phantom: SAM 8; Type: SAM; Serial: 1824
- DASY52 52.10.4(1527); SEMCAD X 14.6.14(7483)

Body/d=10mm, Pin=100mW, f=5250 MHz/Area Scan (8x8x1): Measurement grid: dx=10mm, dy=10mm
Maximum value of SAR (measured) = 20.1 W/kg

Body/d=10mm, Pin=100mW, f=5250 MHz/Zoom Scan (7x7x7)/Cube 0: Measurement grid: dx=4mm, dy=4mm, dz=1.4mm
Reference Value = 81.47 V/m; Power Drift = 0.12 dB
Peak SAR (extrapolated) = 38.4 W/kg
SAR(1 g) = 8.28 W/kg; SAR(10 g) = 2.38 W/kg
Smallest distance from peaks to all points 3 dB below = 7.5 mm
Ratio of SAR at M2 to SAR at M1 = 59.9%
Maximum value of SAR (measured) = 22.8 W/kg

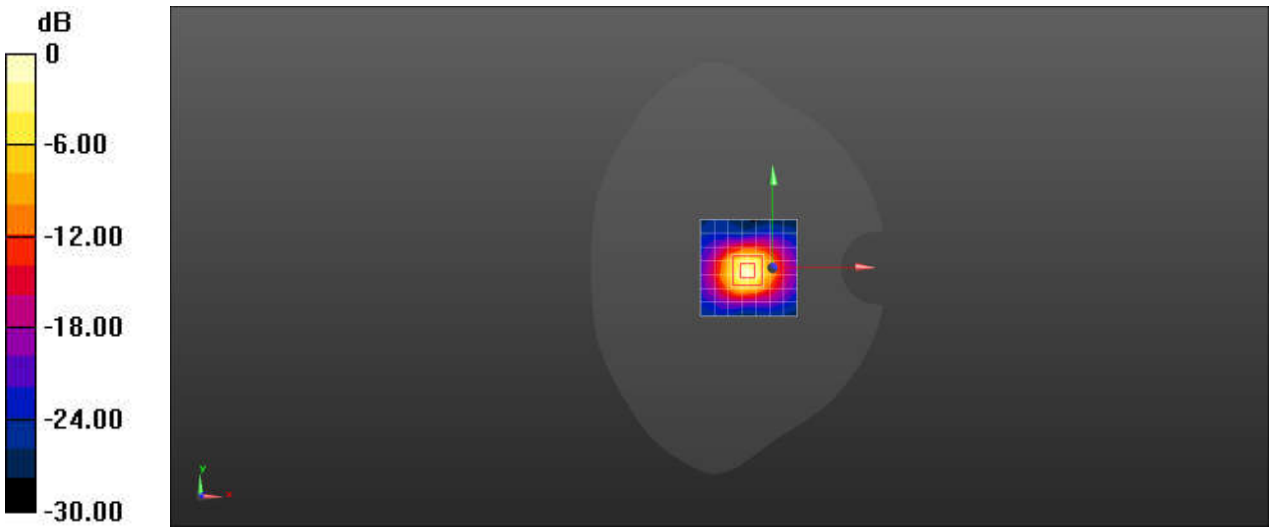

0 dB = 22.8 W/kg = 13.57 dBW/kg

Date: 2025/09/28

Test Laboratory: SGS-SAR Lab

System Performance Check 5.75 GHz Head

DUT: D5GHzV2; Type: Dipole; Serial: 1174

Communication System: UID 0, CW (0); Frequency: 5750 MHz;Duty Cycle: 1:1

Medium: HSL5000;Medium parameters used: f = 5750 MHz; σ = 5.351 S/m; ε_r = 35.726; ρ = 1000 kg/m^3
Phantom section: Flat Section

DASY 5 Configuration:

- Probe: EX3DV4 - SN7767; ConvF(5.21, 5.21, 5.21); Calibrated: 2024/12/31
- Sensor-Surface: 1.4mm (Mechanical Surface Detection)
- Electronics: DAE4 Sn1484; Calibrated: 2024/10/15
- Phantom: SAM 8; Type: SAM; Serial: 1824
- DASY52 52.10.4(1527); SEMCAD X 14.6.14(7483)

Body/d=10mm, Pin=100mW, f=5750 MHz/Area Scan (8x8x1): Measurement grid: dx=10mm, dy=10mm
Maximum value of SAR (measured) = 16.3 W/kg

Body/d=10mm, Pin=100mW, f=5750 MHz/Zoom Scan (7x7x7)/Cube 0: Measurement grid: dx=4mm, dy=4mm, dz=1.4mm
Reference Value = 78.06 V/m; Power Drift = 0.07 dB
Peak SAR (extrapolated) = 37.4 W/kg
SAR(1 g) = 7.63 W/kg; SAR(10 g) = 2.17 W/kg
Smallest distance from peaks to all points 3 dB below = 7.5 mm
Ratio of SAR at M2 to SAR at M1 = 58.6%
Maximum value of SAR (measured) = 21.4 W/kg

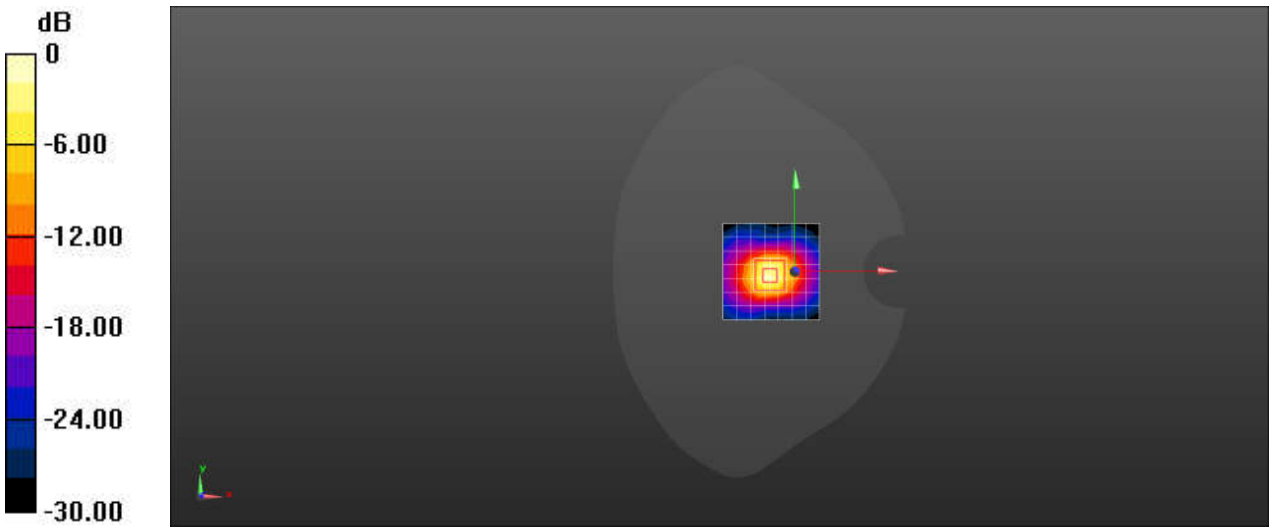

0 dB = 21.4 W/kg = 13.31 dBW/kg

- End of the Appendix -