**DEKRA Testing and Certification (Suzhou) Co., Ltd.**
No.99 Hongye Rd., Suzhou Industrial Park, Suzhou, 215006, Jiangsu, China
TEL: +86-512-6251-5088 / FAX: +86-512-6251-5098

Test report No:
2390387R-RF-US-P09V02

# FCC TEST REPORT

| | |
|---|---|
| Product Name | POS |
| Model and /or type reference | EMC-M100 |
| Trademark | Elo |
| FCC ID | RBWEMCM100 |
| IC | 10757B-EMCM100 |
| Applicant´s name / address | Elo Touch Solutions, Inc<br>670 N. McCarthy Blvd., Suite 100, Milpitas, CA 95035, USA. |
| Test method requested, standard | 47 CFR FCC Part 15 (Section 15.407)<br>ANSI C63.10: 2013<br>RSS-Gen Issue 5<br>RSS-247 Issue 3 |
| Verdict Summary | IN COMPLIANCE |
| Documented by (name / position & signature) | Jun Xu/ Project Engineer |
| Approved by (name / position & signature) | Jack Zhang/ Manager |
| Date of issue | 2024-05-23 |
| Report Version | V1.0 |
| Report template No | Template_FCC-RF-V1.0 |

# INDEX

**page**

General conditions ..... 5
Environmental conditions ..... 5
Possible test case verdicts ..... 6
Abbreviations ..... 6
Document History ..... 7
Remarks and Comments ..... 7
Used Equipment ..... 8
Uncertainty ..... 11
1 General Information ..... 12
1.1 General Description of the Item(s) ..... 12
1.2 Antenna Information ..... 14
1.3 Channel List ..... 15
1.4 Data Rate ..... 16
2 Description of Test Setup ..... 17
2.1 Operating mode(s) used for tests ..... 17
2.2 Auxiliary equipment / Test software for the EUT ..... 18
2.3 Test Configuration / Block diagram used for tests ..... 19
2.4 Testing process ..... 21
3 Verdict summary section ..... 22
3.1 Standards ..... 22
3.2 Deviation(s) from the Standard(s) / Test Specification(s) ..... 22
3.3 Overview of results ..... 23
3.4 Power setting in test ..... 25
3.5 Test Matrix ..... 29
3.6 Test Facility ..... 30
4 Test Results ..... 31
4.1 AC Power Line Conducted Emission ..... 31
4.1.1 Limit ..... 31
4.1.2 Test Setup ..... 31
4.1.3 Test Procedure ..... 31
4.2 Radiated Emissions ..... 32
4.2.1 Limit ..... 32
4.2.2 Test Setup ..... 34
4.2.3 Test Procedure ..... 35

4.3 Emission bandwidth ..... 36
4.3.1 Limit ..... 36
4.3.2 Test Setup ..... 36
4.3.3 Test Procedure ..... 36
4.4 6dB bandwidth ..... 37
4.4.1 Limit ..... 37
4.4.2 Test Setup ..... 37
4.4.3 Test Procedure ..... 37
4.5 Duty cycle ..... 38
4.5.1 Limit ..... 38
4.5.2 Test Setup ..... 38
4.5.3 Test Procedure ..... 38
4.6 Power Output ..... 39
4.6.1 Limit ..... 39
4.6.2 Test Setup ..... 41
4.6.3 Test Procedure ..... 41
4.7 Maximum Power Spectral Density ..... 43
4.7.1 Limit ..... 43
4.7.2 Test Setup ..... 45
4.7.3 Test Procedure ..... 45
4.8 Radiated Emission Band Edge ..... 46
4.8.1 Limit ..... 46
4.8.2 Test Setup ..... 48
4.8.3 Test Procedure ..... 48
4.9 Frequency Stability ..... 50
4.9.1 Limit ..... 50
4.9.2 Test Setup ..... 50
4.9.3 Test Procedure ..... 50
4.10 Antenna Requirement ..... 51
4.10.1 Limit ..... 51
4.10.2 Antenna Connector Construction: ..... 51
5 Test setup photo and EUT Photo ..... 52
6 Test Result ..... 53
Appendix A: Conducted Emission ..... 53
Appendix B: Radiated Emission ..... 55
Appendix C: Emission bandwidth and occupied bandwidth ..... 267
Appendix D: 6dB Emission Bandwidth ..... 309

Appendix E: Duty cycle ..... 315
Appendix F: Power Output ..... 336
Appendix G: Maximum Power Spectral Density ..... 348
Appendix H: Radiated Emission Band Edge ..... 373
Appendix I: Frequency Stability ..... 555

## COMPETENCES AND GUARANTEES

DEKRA is a testing laboratory competent to carry out the tests described in this report.
In order to assure the traceability to other national and international laboratories, DEKRA has a calibration and maintenance program for its measurement equipment.

DEKRA guarantees the reliability of the data presented in this report, which is the result of the measurements and the tests performed to the item under test on the date and under the conditions stated in the report and it is based on the knowledge and technical facilities available at DEKRA at the time of performance of the test.

DEKRA is liable to the client for the maintenance of the confidentiality of all information related to the item under test and the results of the test.

The results presented in this Test Report apply only to the particular item under test established in this document.

**IMPORTANT:** No parts of this report may be reproduced or quoted out of context, in any form or by any means, except in full, without the previous written permission of DEKRA.

## GENERAL CONDITIONS

| | |
|---|---|
| Test Location | No. 99, Hongye Road, Suzhou Industrial Park Suzhou, 215006, P.R. China |
| Date(receive sample) | Dec. 26, 2023 |
| Date (start test) | Dec. 29, 2023 |
| Date (finish test) | Feb. 22, 2024 |

1. This report is only referred to the item that has undergone the test.
2. This report does not constitute or imply on its own an approval of the product by the Certification Bodies or Competent Authorities.
3. This document is only valid if complete; no partial reproduction can be made without previous written permission of DEKRA.
4. This test report cannot be used partially or in full for publicity and/or promotional purposes without previous written permission of DEKRA.

## ENVIRONMENTAL CONDITIONS

The climatic conditions during the tests are within the limits specified by the manufacturer for the operation of the EUT and the test equipment. The climatic conditions during the tests were within the following limits:

| | |
|---|---|
| Ambient temperature | 15 °C – 35 °C |
| Relative Humidity air | 30% - 60% |

If explicitly required in the basic standard or applied product / product family standard the climatic values are recorded and documented separately in this test report.

## POSSIBLE TEST CASE VERDICTS

| | |
|---|---|
| Test case does not apply to test object | N/A |
| Test object does meet requirement | P (Pass) / PASS |
| Test object does not meet requirement | F (Fail) / FAIL |
| Not measured | N/M |

## ABBREVIATIONS

For the purposes of the present document, the following abbreviations apply:

| | | |
|---|---|---|
| EUT | : | Equipment Under Test |
| QP | : | Quasi-Peak |
| CAV | : | CISPR Average |
| AV | : | Average |
| CDN | : | Coupling Decoupling Network |
| SAC | : | Semi-Anechoic Chamber |
| OATS | : | Open Area Test Site |
| BW | : | Bandwidth |
| AM | : | Amplitude Modulation |
| PM | : | Pulse Modulation |
| HCP | : | Horizontal Coupling Plane |
| VCP | : | Vertical Coupling Plane |
| $U_N$ | : | Nominal voltage |
| *T*x | : | Transmitter |
| *R*x | : | Receiver |
| N/A | : | Not Applicable |
| N/M | : | Not Measured |

## DOCUMENT HISTORY

| Report No. | Version | Description | Issued Date |
|---|---|---|---|
| 2390387R-RF-US-P09V01 | V1.0 | Initial issue of report. | 2024-05-23 |
| | | | |
| | | | |
| | | | |
| | | | |
| | | | |
| | | | |
| | | | |
| | | | |

## REMARKS AND COMMENTS

1. The equipment under test (EUT) does meet the essential requirements of the stated standard(s)/test(s).
2. These test results on a sample of the device are for the purpose of demonstrating Compliance with 47 CFR FCC Part 15 (Section 15.407), RSS-247 Issue 3.
3. The measurement result is considered in conformance with the requirement if it is within the prescribed limit, It is not necessary to account the uncertainty associated with the measurement result.
4. The test results presented in this report relate only to the object tested.
5. The test report shall not be reproduced without the written approval of DEKRA Testing and Certification (Suzhou) Co., Ltd.
6. This report will not be used for social proof function in China market.
7. DEKRA declines any responsibility with the following test data provided by customer that may affect the validity of result:

- Chapter 1.1 General Description of the Item(s);
- Chapter 1.2 Antenna Informaion;
- Chapter 1.3 Channel List;
- Chapter 1.4 Data Rate;

## USED EQUIPMENT

Conducted Test/ TR8

| Instrument | Manufacturer | Model No. | Serial No. | Cal. Date | Next Cal. Date | Firmware Versiom | Software version |
|---|---|---|---|---|---|---|---|
| Wireless Connectivity Tester | R&S | CMW 270 | 102593 | 2023.05.20 | 2024.05.19 | V 4.0.60 | N/A |
| Coaxial Cable | N/A | N/A | 2477 | 2023.06.08 | 2024.06.07 | N/A | N/A |
| Coaxial Cable | N/A | N/A | 2478 | 2023.06.08 | 2024.06.07 | N/A | N/A |
| High and low temperature and fast temperature change test box | ASTUOD | ASTD-FBT-225K | N/A | 2023.05.20 | 2024.05.19 | N/A | N/A |
| Temperature/Humidity Meter | RTS | RTS-8S | RF08 | 2023.08.25 | 2024.08.24 | N/A | N/A |
| Test system | | | | | | | |
| Instrument | Manufacturer | Model No. | Serial No. | Cal. Date | Next Cal. Date | Firmware Versiom | Software version |
| MAX Signal Analyzer | Keysight | N9010A | MY48030494 | 2023.11.08 | 2024.11.07 | A.14.03 | N/A |
| RF Control Unit | Tonscend | JS0806-2 | 22G8060594 | 2023.02.04 | 2024.02.03 | N/A | N/A |
| RF Control Unit | Tonscend | JS0806-2 | 22G8060594 | 2024.01.31 | 2025.01.30 | N/A | N/A |
| MXG-B RF Vector Signal Generator | Keysight | N5182B | MY61252529 | 2023.05.20 | 2024.05.19 | B.01.96 | N/A |
| Frequency extender for EXG or MXG | Keysight | N5182BX07 | MY59362500 | 2023.05.20 | 2024.05.19 | N/A | N/A |
| EXG-B MW Analog Signal Generator | Keysight | N5173B | MY61252566 | 2023.08.26 | 2024.08.25 | B.01.95 | N/A |
| Test Software | Tonscend | TS1120 | JS1120-3 | N/A | N/A | N/A | V3.0.22 |

AC Power Line Conducted Emission / TR1

| Instrument | Manufacturer | Model No. | Serial No. | Cal. Date | Next Cal. Date | Firmware Versiom | Software version |
|---|---|---|---|---|---|---|---|
| EMI Test Receiver | R&S | ESCI | 100726 | 2023.08.26 | 2024.08.25 | 4.42 SP1 | N/A |
| Two-Line V-Network | R&S | ENV 216 | 101044 | 2023.11.08 | 2024.11.07 | N/A | N/A |
| Two-Line V-Network | R&S | ENV 216 | 101189 | 2023.05.14 | 2024.05.13 | N/A | N/A |
| 50ohm Coaxial Switch | Anritsu | MP59B | 6200464462 | 2023.05.14 | 2024.05.13 | N/A | N/A |
| Coaxial Cable | Huber+Suhner | RG 223 | TR1-C1 | 2023.05.14 | 2024.05.13 | N/A | N/A |
| Impedance Stabilization Network | Teseq GmbH | ISN T800 | 57318 | 2023.03.07 | 2024.03.06 | N/A | N/A |
| Temperature/Humidity Meter | RTS | RTS-8S | EMC01 | 2023.05.19 | 2024.05.18 | N/A | N/A |
| Dekra test software | Dekra | N/A | N/A | N/A | N/A | N/A | N/A |

Radiated Emission(9KHz-1GHz) / AC2

| Instrument | Manufacturer | Model No. | Serial No. | Cal. Date | Next Cal. Date | Firmware Versiom | Software version |
|---|---|---|---|---|---|---|---|
| EMI Test Receiver | R&S | ESCI | 100176 | 2023.05.20 | 2024.05.19 | 4.42 SP3 | N/A |
| Loop Antenna | R&S | HFH2-Z2E | 101149 | 2023.04.25 | 2024.04.24 | N/A | N/A |
| Bilog Antenna | Teseq GmbH | CBL6112D | 27611 | 2023.09.13 | 2024.09.12 | N/A | N/A |
| Temperature/Humidity Meter | RTS | RTS-8S | AC2-TH | 2023.05.19 | 2024.05.18 | N/A | N/A |
| Coaxial Cable | Huber+Suhner | SUCOFLEX 106 | AC2-C | 2023.05.21 | 2024.05.20 | N/A | N/A |
| Dekra test software | Dekra | N/A | N/A | N/A | N/A | N/A | 3 |

Radiated Emission (1GHz-40GHz) / AC5

| Instrument | Manufacturer | Model No. | Serial No. | Cal. Date | Next Cal. Date | Firmware Versiom | Software version |
|---|---|---|---|---|---|---|---|
| EXA Spectrum Analyzer | Keysight | N9020B | MY60112218 | 2023.11.08 | 2024.11.07 | A.31.05 | N/A |
| Pre-Amplifier | SKET | LNPA_0118G-45 | SK2021090101 | 2023.05.14 | 2024.05.13 | N/A | N/A |
| Preamplifier | CHENGYI | EMC184045SE | 980263 | 2023.07.09 | 2024.07.08 | N/A | N/A |
| DRG Horn | ETS-Lindgren | 3117 | 00167055 | 2023.09.16 | 2024.09.15 | N/A | N/A |
| Broad-Band Horn Antenna | Schwarzbeck | BBHA9170 | 294 | 2023.05.31 | 2024.05.30 | N/A | N/A |
| Filter Switch Box | MVE | MSW-F196 | C070001S | 2023.05.21 | 2024.05.20 | N/A | N/A |
| Temperature/ Humidity Meter | RTS | RTS-8S | AC5-TH | 2023.05.19 | 2024.05.18 | N/A | N/A |
| Coaxial Cable | ROSENBERGER | LA1-C011-2000/3000 | AC5-40G | 2023.03.04 | 2024.03.03 | N/A | N/A |
| Coaxial Cable | ROSENBERGER | LA1-C011-2000/3000 | AC5-40G-2 | 2023.05.21 | 2024.05.20 | N/A | N/A |
| Cable | Rosenberger | LA1-C011-1000 | 0523 | 2023.05.21 | 2024.05.20 | N/A | N/A |
| Dekra test software | Dekra | N/A | N/A | N/A | N/A | N/A | 3 |

## UNCERTAINTY

Uncertainties have been calculated according to the DEKRA internal document. The reported expanded uncertainties are based on a standard uncertainty multiplied by a coverage factor of k=2, providing a level of confidence of approximately 95%.

| Test item | Uncertainty |
|---|---|
| AC Power Line Conducted Emission | ± 2.92 dB |
| Radiated Emission(30MHz~1GHz) | Horizontal: 30MHz~200MHz: 4.60 dB<br>200MHz~1GHz: 4.10 dB<br>Vertical: 30MHz~200MHz: 4.80 dB<br>200MHz~1GHz: 4.10 dB |
| Radiated Emission(1GHz~40GHz) | Horizontal: 1GHz~18GHz: 5.00 dB<br>Vertical: 1GHz~18GHz: 4.80 dB<br>Horizontal: 18GHz~40GHz: 5.30 dB<br>Vertical: 18GHz~40GHz: 5.10 dB |
| RF Antenna Port Conducted Emission | ± 1.13 dB |
| Radiated Emission Band Edge | ± 5.00 dB |
| Occupied Bandwidth | ± 279 Hz |
| Power Spectral Density | ± 1.13 dB |
| Frequency Stability | ± 100 Hz |

# 1 GENERAL INFORMATION

## 1.1 General Description of the Item(s)

| | |
|---|---|
| Product Name .....: | POS |
| Model No. .....: | EMC-M100 |
| Trademark. .....: | Elo |
| FCC ID.....: | RBWEMCM100 |
| IC .....: | 10757B-EMCM100 |
| Hardware Version.....: | V1.00 |
| Software Version .....: | T14 |
| Manufacturer .....: | Elo Touch Solutions, Inc |
| Manufacturer Address .....: | 670 N. McCarthy Blvd., Suite 100, Milpitas, CA 95035, USA. |
| Factory.....: | ShuoGe Intelligent Technology Co.,Ltd. |
| Factory address.....: | Room 308-310, Building 1, No.2 8th Road, Baiyang Street, Qiantang New Area,Hangzhou City, Zhejiang Province, P.R. China(310018) |
| Note: This report is based on 2390387R-RF-US-P09V01. The customer stated that the new EUT has removed the WCDMA and LTE modules and the rest are identical. We verified the worst channel test on the new EUT and the test results did not get worse. Therefore, this report reuses the test data of 2390387R-RF-US-P09V01. | |

| | | | | | | |
|---|---|---|---|---|---|---|
| Wireless specifiction.....: | WIFI For FCC | | | | | |
| Transmit modes.....: | ☒ | 802.11a | ☒ | 802.11n(20MHz) | ☒ | 802.11n(40MHz) |
| | ☒ | 802.11ac(20MHz) | ☒ | 802.11ac(40MHz) | ☒ | 802.11ac(80MHz) |
| Frequency Range .....: | ☒ | 802.11a/n/ac(20MHz):5180MHz~5240Mz<br>802.11n/ac(40MHz):5190MHz~5230Mz<br>802.11ac(80MHz):5210Mz | | | | |
| | | ☐ | Ooutdoor access point | | | |
| | | ☐ | RF Module | | | |
| | | ☐ | Fixed point-to-point AP | | | |
| | | ☒ | Mobile and Portable Client | | | |
| | ☒ | 802.11a/n/ac(20MHz):5260MHz~5320Mz<br>802.11n/ac(40MHz):5270MHz~5310Mz<br>802.11ac(80MHz):5290Mz | | | | |
| | ☒ | 802.11a/n/ac(20MHz):5500MHz~5700MHz<br>802.11n/ac(40MHz):5510MHz~5670Mz<br>802.11ac(80MHz):5530~5610Mz | | | | |
| | ☒ | 802.11a/n/ac(20MHz):5745MHz~5825MHz<br>802.11n/ac(40MHz):5755MHz~5805Mz<br>802.11ac(80MHz):5775Mz | | | | |
| Type of Modulation & Data Rate ....: | Refer to Clause 1.4 | | | | | |
| Number of channels .....: | 802.11a/n/ac(20MHz): 24<br>802.11n/ac(40MHz): 11<br>802.11ac(80MHz): 5 | | | | | |

| | | | | | | |
|---|---|---|---|---|---|---|
| Wireless specifiction.....: | WIFI for ISED | | | | | |
| Transmit modes.....: | ☒ | 802.11a | ☒ | 802.11n(20MHz) | ☒ | 802.11n(40MHz) |
| | ☒ | 802.11ac(20MHz) | ☒ | 802.11ac(40MHz) | ☒ | 802.11ac(80MHz) |
| Frequency Range .....: | ☒ | 802.11a/n/ac(20MHz):5180MHz~5240Mz<br>802.11n/ac(40MHz):5190MHz~5230Mz<br>802.11ac(80MHz):5210Mz | | | | |
| | | ☐ | Ooutdoor access point | | | |
| | | ☐ | RF Module | | | |
| | | ☐ | Fixed point-to-point AP | | | |
| | | ☒ | Mobile and Portable Client | | | |
| | ☒ | 802.11a/n/ac(20MHz):5260MHz~5320Mz<br>802.11n/ac(40MHz):5270MHz~5310Mz<br>802.11ac(80MHz):5290Mz | | | | |
| | ☒ | 802.11a/n/ac(20MHz):5500MHz~5580MHz, 5660MHz~5700MHz<br>802.11n/ac(40MHz):5510MHz~5550MHz, 5670Mz<br>802.11ac(80MHz):5530, 5610Mz | | | | |
| | ☒ | 802.11a/n/ac(20MHz):5745MHz~5825MHz<br>802.11n/ac(40MHz):5755MHz~5805Mz<br>802.11ac(80MHz):5775Mz | | | | |
| Type of Modulation & Data Rate .... : | Refer to Clause 1.4 | | | | | |
| Number of channels .....: | 802.11a/n/ac(20MHz): 21<br>802.11n/ac(40MHz): 11<br>802.11ac(80MHz): 4 | | | | | |

| | | |
|---|---|---|
| Rated power supply..... : | Voltage and Frequency | |
| | ☐ | AC: 220 - 240 V, 50/60 Hz |
| | ☐ | AC: 100 - 240 V, 50/60 Hz |
| | ☐ | DC: 24 Vdc |
| | ☐ | Poe: |
| | ☒ | Adapter: |
| Adapter Model ..... : | UES45LCP-SPC | |
| | Input: 100-240V ~ 50/60Hz,1.3A<br>Output: 5.0V/3.0A,15.0W; 9.0V/3.0A, 27.0W; 12.0V/3.0A,36.0W; 15V/3.0A,45W; 20V/2.25A,45W Max | |
| Mounting position ..... : | ☐ | Tabletop equipment |
| | ☐ | Wall/Ceiling mounted equipment |
| | ☐ | Floor standing equipment |
| | ☒ | Hand-held/Portable equipment |
| | ☐ | Other: |

## 1.2 Antenna Information

| | | | | |
|---|---|---|---|---|
| Antenna model / type number .....: | N/A | | | |
| Antenna serial number .....: | N/A | | | |
| Antenna Delivery .....: | ☒ | 1TX + 1RX | | |
| | ☒ | 2TX + 2RX | | |
| Antenna technology.....: | ☒ | SISO | | |
| | ☒ | MIMO | ☒ | CDD |
| | | | ☐ | Beam-forming |
| Antenna Type .....: | ☐ | External | ☐ | Dipole |
| | | | ☐ | Sectorized |
| | ☒ | Internal | ☐ | PIFA |
| | | | ☒ | FPC |
| | | | ☐ | Others…….. |
| SISO Antenna Gain.....: | Antenna1: | 5150-5250: -0.05 dBi<br>5250-5350: 1.37 dBi<br>5470-5725: 2.58 dBi<br>5725-5850: 1.30 dBi | | |
| | Antenna2: | 5150-5250: 2.81 dBi<br>5250-5350: 2.59 dBi<br>5470-5725: 2.67 dBi<br>5725-5850: 2.89 dBi | | |
| CDD directional gain .....: | For Power: | 5150-5250: 2.81 dBi<br>5250-5350: 2.59 dBi<br>5470-5725: 2.67 dBi<br>5725-5850: 2.89 dBi | | |
| | For PSD: | 5150-5250: 5.82 dBi<br>5250-5350: 5.60 dBi<br>5470-5725: 5.68 dBi<br>5725-5850: 5.90 dBi | | |

## 1.3 Channel List

**For FCC:**

| 802.11a/n/ac(20MHz) Working Frequency of Each Channel: | | | | | | | |
|---|---|---|---|---|---|---|---|
| Channel | Frequency | Channel | Frequency | Channel | Frequency | Channel | Frequency |
| 36 | 5180 MHz | 40 | 5200 MHz | 44 | 5220 MHz | 48 | 5240 MHz |
| 52 | 5260 MHz | 56 | 5280 MHz | 60 | 5300 MHz | 64 | 5320 MHz |
| 100 | 5500 MHz | 104 | 5520 MHz | 108 | 5540 MHz | 112 | 5550 MHz |
| 116 | 5580 MHz | 120 | 5600 MHz | 124 | 5620 MHz | 128 | 5640 MHz |
| 132 | 5660 MHz | 136 | 5680 MHz | 140 | 5700 MHz | N/A | N/A |
| 149 | 5745 MHz | 153 | 5765 MHz | 157 | 5785 MHz | 161 | 5805 MHz |
| 165 | 5825 MHz | N/A | N/A | N/A | N/A | N/A | N/A |
| 802.11n/ac(40MHz) Working Frequency of Each Channel: | | | | | | | |
| Channel | Frequency | Channel | Frequency | Channel | Frequency | Channel | Frequency |
| 38 | 5190 MHz | 46 | 5230 MHz | 54 | 5270 MHz | 62 | 5310 MHz |
| 102 | 5510 MHz | 110 | 5550 MHz | 118 | 5590 MHz | 126 | 5630 MHz |
| 134 | 5670 MHz | 151 | 5755 MHz | 159 | 5795 MHz | N/A | N/A |
| 802.11ac(80MHz) Working Frequency of Each Channel: | | | | | | | |
| Channel | Frequency | Channel | Frequency | Channel | Frequency | Channel | Frequency |
| 42 | 5210 MHz | 58 | 5290 MHz | 106 | 5530MHz | 122 | 5610 MHz |
| 138 | 5690 MHz | 155 | 5775 MHz | N/A | N/A | N/A | N/A |

**For ISED:**

| IEEE 802.11a/n/ac(20MHz) Working Frequency of Each Channel: | | | | | | | |
|---|---|---|---|---|---|---|---|
| Channel | Frequency | Channel | Frequency | Channel | Frequency | Channel | Frequency |
| 36 | 5180 MHz | 40 | 5200 MHz | 44 | 5220 MHz | 48 | 5240 MHz |
| 52 | 5260 MHz | 56 | 5280 MHz | 60 | 5300 MHz | 64 | 5320 MHz |
| 100 | 5500 MHz | 104 | 5520 MHz | 108 | 5540 MHz | 112 | 5560 MHz |
| 116 | 5580 MHz | 132 | 5660 MHz | 136 | 5680 MHz | 140 | 5700 MHz |
| 149 | 5745 MHz | 153 | 5765 MHz | 157 | 5785 MHz | 161 | 5805 MHz |
| 165 | 5825 MHz | N/A | N/A | N/A | N/A | N/A | N/A |
| IEEE 802.11n/ac(40MHz)Working Frequency of Each Channel: | | | | | | | |
| Channel | Frequency | Channel | Frequency | Channel | Frequency | Channel | Frequency |
| 38 | 5190 MHz | 46 | 5230 MHz | 54 | 5270 MHz | 62 | 5310 MHz |
| 102 | 5510 MHz | 110 | 5550 MHz | 134 | 5670 MHz | 151 | 5755 MHz |
| 159 | 5795 MHz | N/A | N/A | N/A | N/A | N/A | N/A |
| IEEE 802.11ac(80MHz)Working Frequency of Each Channel: | | | | | | | |
| Channel | Frequency | Channel | Frequency | Channel | Frequency | Channel | Frequency |
| 42 | 5210 MHz | 58 | 5290 MHz | 106 | 5530 MHz | 155 | 5775 MHz |

## 1.4 Data Rate

**IEEE 802.11a**

| Modulation | R | Data Rate(Mb/s) |
|---|---|---|
| BPSK | 1/2 | 6 |
| BPSK | 3/4 | 9 |
| QPSK | 1/2 | 12 |
| QPSK | 3/4 | 18 |
| 16-QAM | 1/2 | 24 |
| 16-QAM | 3/4 | 36 |
| 64-QAM | 2/3 | 48 |
| 64-QAM | 3/4 | 54 |
| Note : We have evaluated low/mid/high data rate, the blue font is the highest power data rate. | | |

**IEEE 802.11n/ac**

| Spatial streames | MCS Index | Modulation | R | Data Rate(Mb/s) | | | | | |
|---|---|---|---|---|---|---|---|---|---|
| | | | | 400ns GI | | | 800ns GI | | |
| | | | | 20MHz | 40MHz | 80MHz | 20MHz | 40MHz | 80MHz |
| 1 | 0 | BPSK | 1/2 | 7.2 | 15 | 32.5 | 6.5 | 13.5 | 29.3 |
| 1 | 1 | QPSK | 1/2 | 14.4 | 30 | 65 | 13 | 27 | 58.5 |
| 1 | 2 | QPSK | 3/4 | 21.7 | 45 | 97.5 | 19.5 | 40.5 | 87.8 |
| 1 | 3 | 16-QAM | 1/2 | 28.9 | 60 | 130 | 26 | 54 | 117 |
| 1 | 4 | 16-QAM | 3/4 | 43.3 | 90 | 195 | 39 | 81 | 175.5 |
| 1 | 5 | 64-QAM | 2/3 | 57.8 | 120 | 260 | 52 | 108 | 234 |
| 1 | 6 | 64-QAM | 3/4 | 65 | 135 | 292.5 | 58.5 | 121.5 | 263.3 |
| 1 | 7 | 64-QAM | 5/6 | 72.2 | 150 | 325 | 65 | 135 | 292.5 |
| 1 | 8 | 256QAM | 3/4 | 86.7 | 180 | 390 | 78 | 162 | 351 |
| 1 | 9 | 256QAM | 5/6 | N/A | 200 | 433.3 | N/A | 180 | 390 |
| 2 | 0 | BPSK | 1/2 | 14.4 | 30 | 65 | 13 | 27 | 58.6 |
| 2 | 1 | QPSK | 1/2 | 28.8 | 60 | 130 | 26 | 54 | 117 |
| 2 | 2 | QPSK | 3/4 | 43.4 | 90 | 195 | 39 | 81 | 175.6 |
| 2 | 3 | 16-QAM | 1/2 | 57.8 | 120 | 260 | 52 | 108 | 234 |
| 2 | 4 | 16-QAM | 3/4 | 86.6 | 180 | 390 | 78 | 162 | 351 |
| 2 | 5 | 64-QAM | 2/3 | 115.6 | 240 | 520 | 104 | 216 | 468 |
| 2 | 6 | 64-QAM | 3/4 | 130 | 270 | 585 | 117 | 243 | 526.6 |
| 2 | 7 | 64-QAM | 5/6 | 144.4 | 300 | 650 | 130 | 270 | 585 |
| 2 | 8 | 256QAM | 3/4 | 173.4 | 360 | 780 | 156 | 324 | 702 |
| 2 | 9 | 256QAM | 5/6 | N/A | 400 | 866.6 | N/A | 360 | 780 |
| Note : We have evaluated low/mid/high data rate, the blue font is the highest power data rate. | | | | | | | | | |

Note: The general description of the Item(s), antenna information, data rate and channel list in clause 1 are provided and confirmed by the client.

# 2 DESCRIPTION OF TEST SETUP

## 2.1 Operating mode(s) used for tests

During the tests the following operating mode(s) has(have) been used.

| | |
|---|---|
| Test Mode | Mode 1: Transmit by 802.11a |
| | Mode 2: Transmit by 802.11n (20MHz) |
| | Mode 3: Transmit by 802.11n (40MHz) |
| | Mode 4: Transmit by 802.11ac (20MHz) |
| | Mode 5: Transmit by 802.11ac (40MHz) |
| | Mode 6: Transmit by 802.11ac (80MHz) |

Note 1: Regards to the frequency band operation: the lowest, middle and highest frequency channel were selected to perform the test, then shown on this report.
Note 2: For portable device, radiated tests was verified over X, Y, Z axis, and shown the worst case on this report.

## 2.2 Auxiliary equipment / Test software for the EUT

| Auxiliary equipment | Type / Version | Manufacturer | Supplied by |
|---|---|---|---|
| (1) Notebook | Think pad x220 | Lenovo | Adapter |
| (2) USB Control Cable | N/A | N/A | N/A |
| (3) USB Control Cable | N/A | N/A | N/ |
| software | Type / Version | Manufacturer | Supplied by |
| QRCT | V4.0 | N/A | N/A |

| Accessories Information | Cable | | |
|---|---|---|---|
| | Length used during test [m] | Attached during test | Shielded |
| (2)USB Control Cable | 1 | ☒ | ☒ |
| (3)USB Control Cable | 8 | ☒ | ☒ |

## 2.3 Test Configuration / Block diagram used for tests

Test setup Diagram- AC Line Conducted Emission Test

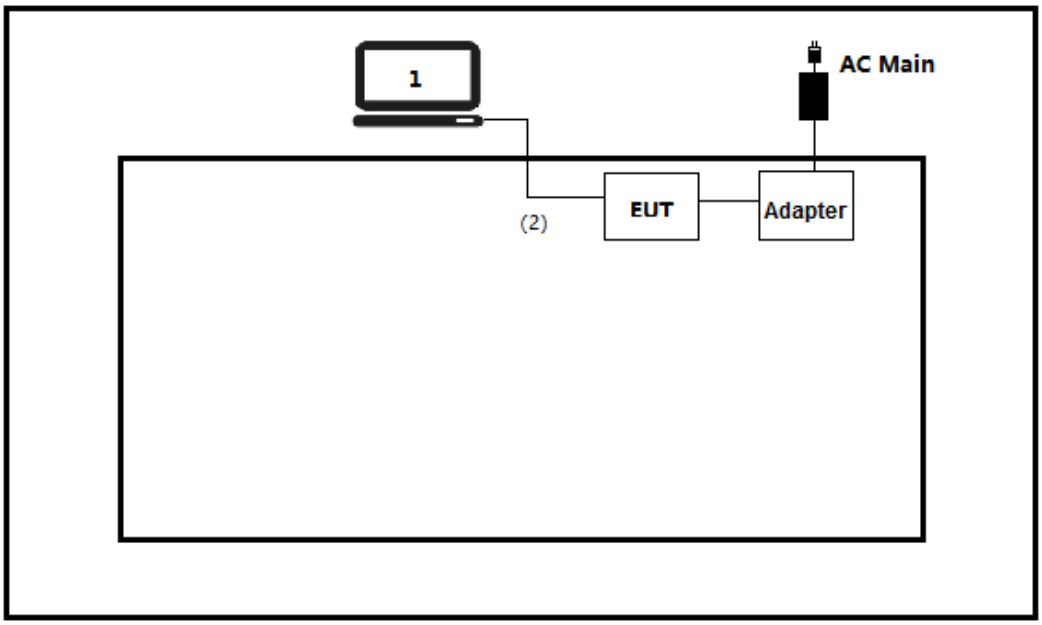


Test setup Diagram- Conducted test

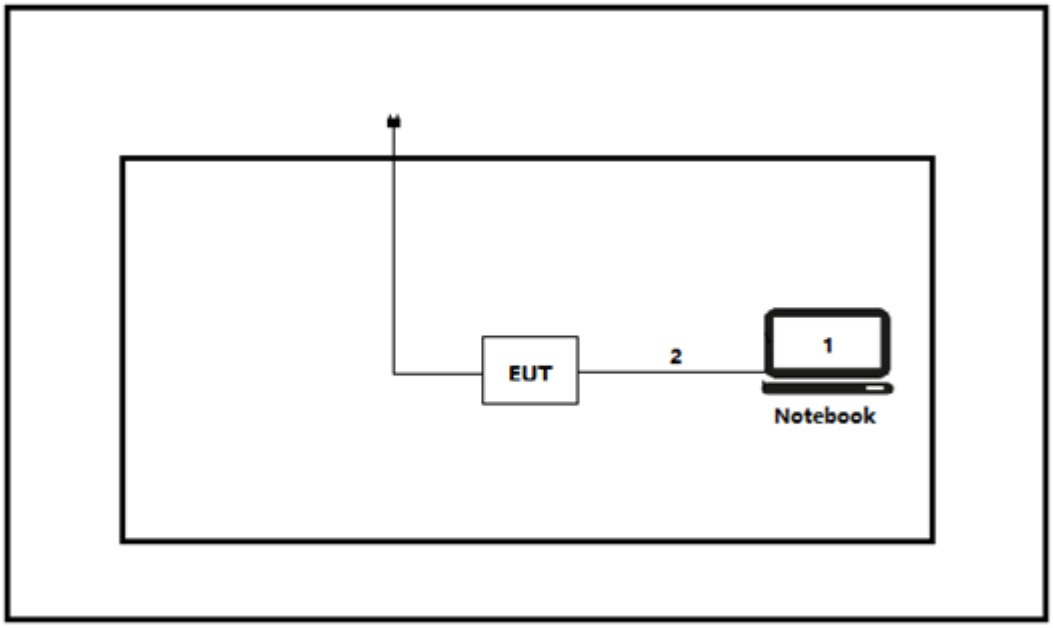

| Test setup Diagram- Radiated Emission |
| --- |
| 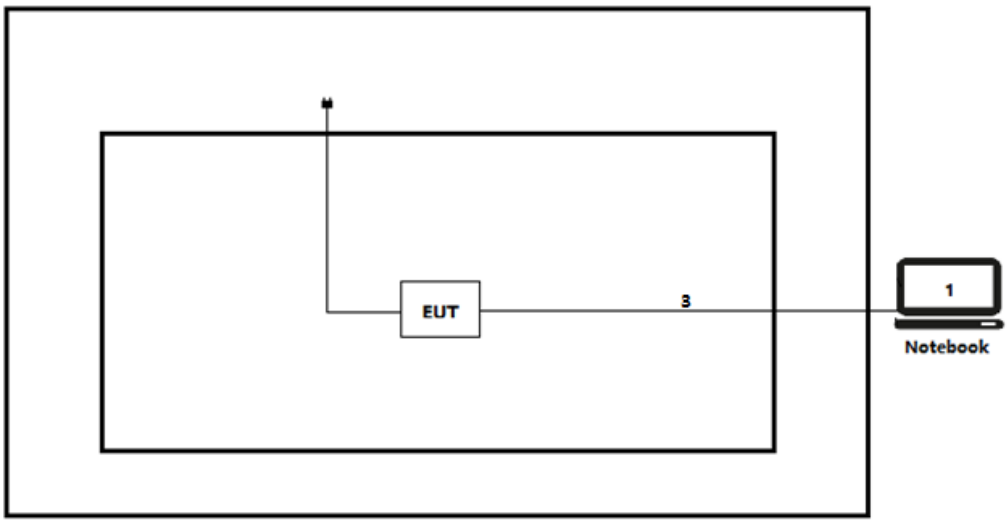 |

## 2.4 Testing process

| | |
|---|---|
| 1 | Setup the EUT as shown in Section 2.3. |
| 2 | Execute the “QRCT” on the notebook. |
| 3 | Configure the test mode, the test channel, and the data rate. |
| 4 | Verify that the EUT works properly. |

# 3 VERDICT SUMMARY SECTION

This chapter presents an overview of standards and results. Refer to the next chapters for details of measured test results and applied test levels.

## 3.1 Standards

| Standard | Year | Description |
|---|---|---|
| ANSI C63.10 | 2013 | American National Standard of Procedures for Compliance Testing of Unlicensed Wireless Devices |
| FCC CFR Title 47 Part 15 Subpart E | 2024 | FCC CFR Title 47 Part 15 Subpart E |
| KDB 789033 D02 General UNII Test Procedures New Rules v02r01 | 2017 | This document provides guidance for determining emissions compliance of U-NII devices under Part 15, Subpart E of the FCC rules. |
| KDB 662911 | 2020 | Provision to Allow Measurement of Directional Gain of Multi-Antenna Systems for Compliance Verification |
| RSS-Gen Issue 5 Amendment 2 | 2021 | General Requirements forCompliance of Radio Apparatus |
| RSS-247 Issue 3 | 2023 | Digital Transmission Systems (DTSs),Frequency Hopping Systems (FHSs)and Licence-Exempt Local Area Network(LE-LAN) Devices |

## 3.2 Deviation(s) from the Standard(s) / Test Specification(s)

The following deviation(s) was / were made from the published requirements of the listed standards: N/A.

*(Please define the deviations from the standard(s) if applicable)*

## 3.3 Overview of results

| Requirement – Test case of FCC | Basic standard(s) | Verdict | Remark |
|---|---|---|---|
| Conducted Emission | FCC CFR Title 47 Part 15 Subpart E: Section 15.207 | PASS | Test data please refer to **Appendix A** |
| Radiated Emission | FCC CFR Title 47 Part 15 Subpart E: Section 15.209 | PASS | Test data please refer to **Appendix B** |
| Emission bandwidth and occupied bandwidth | FCC CFR Title 47 Part 15 Subpart E: Section 15.407(a) | PASS | Test data please refer to **Appendix C** |
| 6dB Emission Bandwidth | FCC CFR Title 47 Part 15 Subpart E: Section 15.407(e) | PASS | Test data please refer to **Appendix D** |
| Duty cycle | ANSI C63.10:2013 | PASS | Test data please refer to **Appendix E** |
| Power Output | FCC CFR Title 47 Part 15 Subpart E: Section 15.407(a) | PASS | Test data please refer to **Appendix F** |
| Peak Power Spectral Density | FCC CFR Title 47 Part 15 Subpart E: Section 15.407(a) | PASS | Test data please refer to **Appendix G** |
| Radiated Emission Band Edge | FCC CFR Title 47 Part 15 Subpart E: Section 15.205, 15.407(b) | PASS | Test data please refer to **Appendix H** |
| Frequency Stability | FCC CFR Title 47 Part 15 Subpart E: Section 15.407(g) | PASS | Test data please refer to **Appendix I** |
| Dynamic Frequency Selection (DFS) | FCC CFR Title 47 Part 15 Subpart E: Section 15.407(h) | PASS | Test report please refer to **2390387R-RF-US-DFS-P09V04** |
| Antenna Requirement | FCC 15.203 | PASS | --- |

| Requirement – Test case of ISED | Basic standard(s) | Verdict | Remark |
|---|---|---|---|
| Conducted Emission | RSS-Gen Issue 5:<br>Section 8.8 | PASS | Test data please refer to **Appendix A** |
| Radiated Emission | RSS-Gen Issue 5:<br>Section 8.9<br>RSS-247 Issue 3:<br>Section 6.2 | PASS | Test data please refer to **Appendix B** |
| Emission bandwidth and occupied bandwidth | RSS-Gen Issue 5:<br>Section 6.7<br>RSS-247 Issue 3:<br>Section 6.2.4 | PASS | Test data please refer to **Appendix C** |
| 6dB Emission Bandwidth | RSS-Gen Issue 5:<br>Section 6.7<br>RSS-247 Issue 3:<br>Section 6.2.4 | PASS | Test data please refer to **Appendix D** |
| Duty cycle | ANSI C63.10:2013 | PASS | Test data please refer to **Appendix E** |
| Power Output | RSS-247 Issue 3:<br>Section 6.2 | PASS | Test data please refer to **Appendix F** |
| Peak Power Spectral Density | RSS-247 Issue 3:<br>Section 6.2 | PASS | Test data please refer to **Appendix G** |
| Band Edge | RSS-Gen Issue 5:<br>Section 8.10 | PASS | Test data please refer to **Appendix H** |
| Frequency Stability | RSS-Gen Issue 5:<br>Section 6.11 | PASS | Test data please refer to **Appendix I** |
| Dynamic Frequency Selection (DFS) | RSS-247 Issue 3:<br>Section 6.3 | PASS | Test report please refer to **2390387R-RF-US-DFS-P09V04** |
| Antenna Requirement | RSS-Gen Issue 5<br>Section 6.8 | PASS | --- |

## 3.4 Power setting in test

**Power setting for FCC:**

| Mode | Channel | Frequency (MHz) | Power setting | | |
|---|---|---|---|---|---|
| | | | SISO:ANT1 | SISO:ANT2 | CDD:ANT1+2 |
| 802.11a | 36 | 5180 | 15.5 | 15.5 | N/A |
| | 44 | 5220 | 16.0 | 14.5 | N/A |
| | 48 | 5240 | 16.5 | 15.0 | N/A |
| | 52 | 5260 | 16.0 | 14.5 | N/A |
| | 60 | 5300 | 14.0 | 15.0 | N/A |
| | 64 | 5320 | 14.5 | 15.0 | N/A |
| | 100 | 5500 | 14.5 | 15.0 | N/A |
| | 116 | 5580 | 15.5 | 14.0 | N/A |
| | 140 | 5700 | 14.0 | 16.0 | N/A |
| | 149 | 5745 | 14.0 | 14.0 | N/A |
| | 157 | 5785 | 15.0 | 13.5 | N/A |
| | 165 | 5825 | 15.5 | 13.5 | N/A |
| 802.11n(20MHz) | 36 | 5180 | 13.5 | 14.0 | 13.5 |
| | 44 | 5220 | 14.0 | 12.5 | 12.5 |
| | 48 | 5240 | 14.5 | 13.0 | 12.5 |
| | 52 | 5260 | 14.5 | 12.0 | 12.0 |
| | 60 | 5300 | 12.5 | 13.0 | 12.5 |
| | 64 | 5320 | 13.0 | 13.0 | 13.0 |
| | 100 | 5500 | 13.0 | 13.0 | 13.0 |
| | 116 | 5580 | 13.5 | 12.0 | 11.5 |
| | 140 | 5700 | 12.0 | 14.0 | 12.0 |
| | 149 | 5745 | 12.0 | 12.0 | 11.5 |
| | 157 | 5785 | 13.0 | 11.5 | 11.5 |
| | 165 | 5825 | 14.0 | 11.5 | 11.5 |
| 802.11n(40MHz) | 38 | 5190 | 13.0 | 13.0 | 13.0 |
| | 46 | 5230 | 13.5 | 12.0 | 11.5 |
| | 54 | 5270 | 13.0 | 11.5 | 11.5 |
| | 62 | 5310 | 12.0 | 12.5 | 12.0 |
| | 102 | 5510 | 11.5 | 12.0 | 11.5 |
| | 118 | 5590 | 13.0 | 12.0 | 11.5 |
| | 134 | 5670 | 12.0 | 13.5 | 11.5 |
| | 151 | 5755 | 11.5 | 11.0 | 11.0 |
| | 159 | 5795 | 12.5 | 10.5 | 10.5 |

| | | | | | |
|---|---|---|---|---|---|
| 802.11ac(20MHz) | 36 | 5180 | 13.5 | 14.0 | 13.5 |
| | 44 | 5220 | 14.0 | 12.5 | 12.5 |
| | 48 | 5240 | 14.5 | 13.0 | 12.5 |
| | 52 | 5260 | 14.5 | 12.0 | 12.0 |
| | 60 | 5300 | 12.5 | 13.0 | 12.5 |
| | 64 | 5320 | 13.0 | 13.0 | 13.0 |
| | 100 | 5500 | 13.0 | 13.0 | 13.0 |
| | 116 | 5580 | 13.5 | 12.0 | 11.5 |
| | 140 | 5700 | 12.0 | 14.0 | 12.0 |
| | 149 | 5745 | 12.0 | 12.0 | 12.0 |
| | 157 | 5785 | 13.0 | 11.5 | 11.5 |
| | 165 | 5825 | 14.0 | 11.5 | 11.5 |
| 802.11ac(40MHz) | 38 | 5190 | 13.0 | 13.0 | 13.0 |
| | 46 | 5230 | 13.5 | 12.0 | 11.5 |
| | 54 | 5270 | 13.0 | 11.5 | 11.5 |
| | 62 | 5310 | 12.0 | 12.5 | 12.0 |
| | 102 | 5510 | 11.5 | 12.0 | 11.5 |
| | 118 | 5590 | 13.0 | 12.0 | 11.5 |
| | 134 | 5670 | 12.0 | 13.5 | 12.0 |
| | 151 | 5755 | 11.5 | 11.0 | 10.5 |
| | 159 | 5795 | 12.5 | 10.5 | 10.5 |
| 802.11ac(80MHz) | 42 | 5210 | 14.0 | 13.0 | 12.5 |
| | 58 | 5290 | 12.5 | 12.5 | 12 |
| | 106 | 5530 | 12.5 | 12.5 | 12 |
| | 155 | 5775 | 13.0 | 12.5 | 12 |

**Power setting for ISED:**

| Mode | Channel | Frequency (MHz) | Power setting | | |
|---|---|---|---|---|---|
| | | | ANT1 | ANT2 | ANT1+2 |
| 802.11a | 36 | 5180 | 15.5 | 15.5 | N/A |
| | 44 | 5220 | 16.0 | 14.5 | N/A |
| | 48 | 5240 | 16.5 | 15.0 | N/A |
| | 52 | 5260 | 16.0 | 14.5 | N/A |
| | 60 | 5300 | 14.0 | 15.0 | N/A |
| | 64 | 5320 | 14.5 | 15.0 | N/A |
| | 100 | 5500 | 14.5 | 15.0 | N/A |
| | 116 | 5580 | 15.5 | 14.0 | N/A |
| | 140 | 5700 | 14.0 | 16.0 | N/A |
| | 149 | 5745 | 14.0 | 14.0 | N/A |
| | 157 | 5785 | 15.0 | 13.5 | N/A |
| | 165 | 5825 | 15.5 | 13.5 | N/A |
| 802.11n(20MHz) | 36 | 5180 | 13.5 | 14.0 | 11.5 |
| | 44 | 5220 | 14.0 | 12.5 | 10.5 |
| | 48 | 5240 | 14.5 | 13.0 | 10.5 |
| | 52 | 5260 | 14.5 | 12.0 | 12.0 |
| | 60 | 5300 | 12.5 | 13.0 | 12.5 |
| | 64 | 5320 | 13.0 | 13.0 | 13.0 |
| | 100 | 5500 | 13.0 | 13.0 | 13.0 |
| | 116 | 5580 | 13.5 | 12.0 | 11.5 |
| | 140 | 5700 | 12.0 | 14.0 | 12.0 |
| | 149 | 5745 | 12.0 | 12.0 | 11.5 |
| | 157 | 5785 | 13.0 | 11.5 | 11.5 |
| | 165 | 5825 | 14.0 | 11.5 | 11.5 |
| 802.11n(40MHz) | 38 | 5190 | 13.0 | 13.0 | 13.0 |
| | 46 | 5230 | 13.5 | 12.0 | 11.5 |
| | 54 | 5270 | 13.0 | 11.5 | 11.5 |
| | 62 | 5310 | 12.0 | 12.5 | 12.0 |
| | 102 | 5510 | 11.5 | 12.0 | 11.5 |
| | 118 | 5590 | 13.0 | 12.0 | 11.5 |
| | 134 | 5670 | 12.0 | 13.5 | 11.5 |
| | 151 | 5755 | 11.5 | 11.0 | 11.0 |
| | 159 | 5795 | 12.5 | 10.5 | 10.5 |

| | | | | | |
|---|---|---|---|---|---|
| 802.11ac(20MHz) | 36 | 5180 | 13.5 | 14.0 | 11.5 |
| | 44 | 5220 | 14.0 | 12.5 | 10.5 |
| | 48 | 5240 | 14.5 | 13.0 | 10.5 |
| | 52 | 5260 | 14.5 | 12.0 | 12.0 |
| | 60 | 5300 | 12.5 | 13.0 | 12.5 |
| | 64 | 5320 | 13.0 | 13.0 | 13.0 |
| | 100 | 5500 | 13.0 | 13.0 | 13.0 |
| | 116 | 5580 | 13.5 | 12.0 | 11.5 |
| | 140 | 5700 | 12.0 | 14.0 | 12.0 |
| | 149 | 5745 | 12.0 | 12.0 | 12.0 |
| | 157 | 5785 | 13.0 | 11.5 | 11.5 |
| | 165 | 5825 | 14.0 | 11.5 | 11.5 |
| 802.11ac(40MHz) | 38 | 5190 | 13.0 | 13.0 | 13.0 |
| | 46 | 5230 | 13.5 | 12.0 | 11.5 |
| | 54 | 5270 | 13.0 | 11.5 | 11.5 |
| | 62 | 5310 | 12.0 | 12.5 | 12.0 |
| | 102 | 5510 | 11.5 | 12.0 | 11.5 |
| | 118 | 5590 | 13.0 | 12.0 | 11.5 |
| | 134 | 5670 | 12.0 | 13.5 | 12.0 |
| | 151 | 5755 | 11.5 | 11.0 | 10.5 |
| | 159 | 5795 | 12.5 | 10.5 | 10.5 |
| 802.11ac(80MHz) | 42 | 5210 | 14.0 | 13.0 | 12.5 |
| | 58 | 5290 | 12.5 | 12.5 | 12 |
| | 106 | 5530 | 12.5 | 12.5 | 12 |
| | 155 | 5775 | 13.0 | 12.5 | 12 |

## 3.5 Test Matrix

| **Test item** | **Mode：EMC-M100** | |
|---|---|---|
| | **1(#1)** | **2(#2)** |
| Conducted Emission | ☐ | ☒ |
| Radiated Emission | ☐ | ☒ |
| Emission bandwidth and occupied bandwidth | ☒ | ☐ |
| 6dB Emission Bandwidth | ☒ | ☐ |
| Duty cycle | ☒ | ☐ |
| Power Output | ☒ | ☐ |
| Peak Power Spectral Density | ☒ | ☐ |
| Band Edge | ☐ | ☒ |
| Frequency Stability | ☒ | ☐ |
| Note: The only difference between sample #1 and sample #2 is whether to keep the original antenna, sample #1 is a conduction test product that removes the original antenna and is equipped with SMA wires, and sample #2 is a complete product that retains the original antenna. | | |

## 3.6 Test Facility

| | | |
|---|---|---|
| **USA** | **:** | **FCC Designation Number: CN1199** |
| **CA** | **:** | **ISED CAB identifier: CN0040** |

# 4 TEST RESULTS

| 4.1 AC Power Line Conducted Emission | VERDICT: PASS |
|---|---|

## 4.1.1 Limit

| Standard | FCC Part 15 Subpart C Paragraph 15.207; RSS-Gen Issue 5: Section 8.8 | |
|---|---|---|
| Frequency range [MHz] | Limit: QP [dB(μV)[1)]] | Limit: AV [dB(μV) [1)]] |
| 0,15 - 0,50 | 66 – 56 [2)] | 56 - 46 [2)] |
| 0,50 - 5,0 | 56 | 46 |
| 5,0 - 30 | 60 | 50 |

[1)] At the transition frequency, the lower limit applies.
[2)] The limit decreases linearly with the logarithm of the frequency.
NOTE 1: The exclusion band for transmitters shall be considered for transmitters operating at frequencies below 30 MHz.
NOTE 2: Where the AC output port is directly connected (or via a circuit breaker) to the AC power input port of the EUT the AC power output port need not to be tested.

## 4.1.2 Test Setup

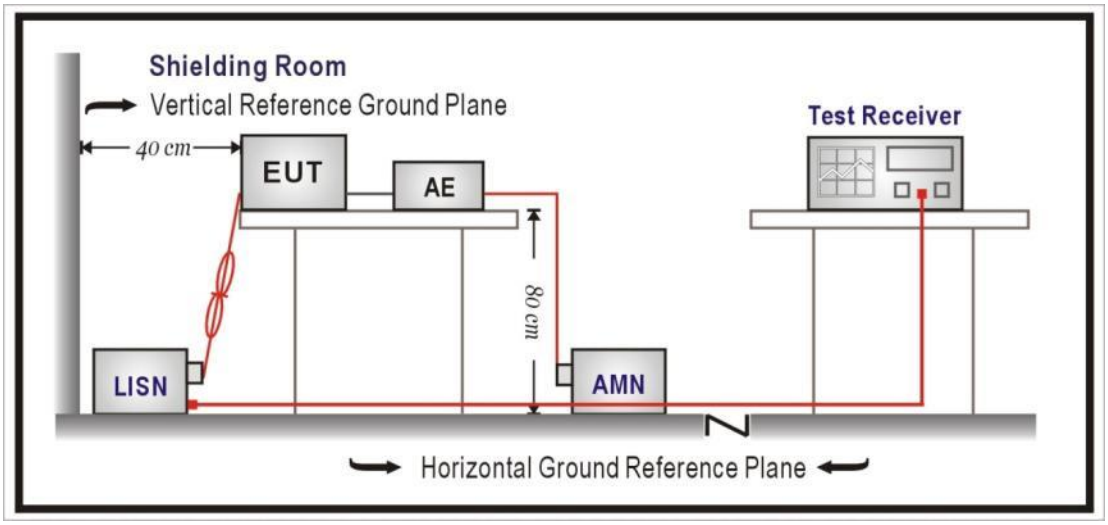


## 4.1.3 Test Procedure

| | References Rule | Chapter | Item |
|---|---|---|---|
| ☒ | ANSI C63.10-2013 | 6.2 | Standard test method for ac power-line conducted emissions from unlicensed wireless devices |

## 4.2 Radiated Emissions — VERDICT: PASS

### 4.2.1 Limit

| | |
|---|---|
| **Standard** | FCC Part 15 Subpart C Paragraph 15.205, RSS-Gen Issue 5:Section 8.9; RSS-247 Issue 3:Section 6.2 |

Restricted Bands of operation

| MHz | MHz | MHz | GHz |
|---|---|---|---|
| 0. 090−0. 110 | 16. 42−16. 423 | 399. 9−410 | 4. 5−5. 15 |
| [1]0. 495−0. 505 | 16. 69475−16. 69525 | 608−614 | 5. 35−5. 46 |
| 2. 1735−2. 1905 | 16. 80425−16. 80475 | 960−1240 | 7. 25−7. 75 |
| 4. 125−4. 128 | 25. 5−25. 67 | 1300−1427 | 8. 025−8. 5 |
| 4. 17725−4. 17775 | 37. 5−38. 25 | 1435−1626. 5 | 9. 0−9. 2 |
| 4. 20725−4. 20775 | 73−74. 6 | 1645. 5−1646. 5 | 9. 3−9. 5 |
| 6. 215−6. 218 | 74. 8−75. 2 | 1660−1710 | 10. 6−12. 7 |
| 6. 26775−6. 26825 | 108−121. 94 | 1718. 8−1722. 2 | 13. 25−13. 4 |
| 6. 31175−6. 31225 | 123−138 | 2200−2300 | 14. 47−14. 5 |
| 8. 291−8. 294 | 149. 9−150. 05 | 2310−2390 | 15. 35−16. 2 |
| 8. 362−8. 366 | 156. 52475−156. 52525 | 2483. 5−2500 | 17. 7−21. 4 |
| 8. 37625−8. 38675 | 156. 7−156. 9 | 2690−2900 | 22. 01−23. 12 |
| 8. 41425−8. 41475 | 162. 0125−167. 17 | 3260−3267 | 23. 6−24. 0 |
| 12. 29−12. 293 | 167. 72−173. 2 | 3332−3339 | 31. 2−31. 8 |
| 12. 51975−12. 52025 | 240−285 | 3345. 8−3358 | 36. 43−36. 5 |
| 12. 57675−12. 57725 | 322−335. 4 | 3600−4400 | ([2]) |
| 13. 36−13. 41 | | | |

[1]Until February 1, 1999, this restricted band shall be 0.490-0.510 MHz.

[2]Above 38.6

FCC Part 15 Subpart C Paragraph 15.209 (Restricted Band Emissions Limit ),RSS-Gen Issue5:Section 8.9(Restricted Band Emissions Limit )

| Frequency (MHz) | Field strength ( μ V/m) | Field strength (dB μ V/m) | Measurement distance (m) |
|---|---|---|---|
| 0.009 - 0.49 | 2400/F(kHz) | 48.5 – 13.8 | 300(Note 1) |
| 0.49 - 1.705 | 24000/F(kHz) | 33.8 - 23 | 30(Note 1) |
| 1.705 - 30 | 30 | 29.5 | 30(Note 1) |
| 30 - 88 | 100 | 40 | 3(Note 2) |
| 88 - 216 | 150 | 43.5 | 3(Note 2) |
| 216 - 960 | 200 | 46 | 3(Note 2) |
| Above 960 | 500 | 54 | 3(Note 2) |

Note 1: At frequencies below 30 MHz, measurements may be performed at a distance closer than that specified in the regulations; however, an attempt should be made to avoid making measurements in the near field. Pending the development of an appropriate measurement procedure for measurements performed below 30 MHz, when performing measurements at a closer distance than specified, the results shall be extrapolated to the specified distance by either making measurements at a minimum of two distances on at least one radial to determine the proper extrapolation factor or by using the square of an inverse linear distance extrapolation factor (40 dB/decade).

Note 2: At frequencies at or above 30 MHz, measurements may be performed at a distance other than what is specified provided: measurements are not made in the near field except where it can be shown that near field measurements are appropriate due to the characteristics of the device; and it can be demonstrated that the signal levels needed to be measured at the distance employed can be detected by the measurement equipment. Measurements shall not be performed at a distance greater than 30 meters unless it can be further demonstrated that measurements at a distance of 30 meters or less are impractical. When performing measurements at a distance other than that specified, the results shall be extrapolated to the specified distance using an extrapolation factor of 20 dB/decade (inverse linear-distance for field strength measurements; inverse-linear-distance-squared for power density measurements).

FCC Part 15 Subpart C Paragraph 15.407(5)(b) (Unrestricted Band Emissions Limit), RSS-247 Issue3: Section 6.2 (Restricted Band Emissions Limit)

| Operating Frequency Band (MHz) | EIRP Limit (dBm/MHz) | Equivalent Field Strength at 3m (dBμV/m) |
|---|---|---|
| 5150 - 5250 | -27 | 68.3 |
| 5250 - 5350 | -27 | 68.3 |
| 5470 - 5725 | -27 | 68.3 |

| Operating Frequency Band (MHz) | EIRP Limit (dBm/MHz) |
|---|---|
| 5725 - 5850 | 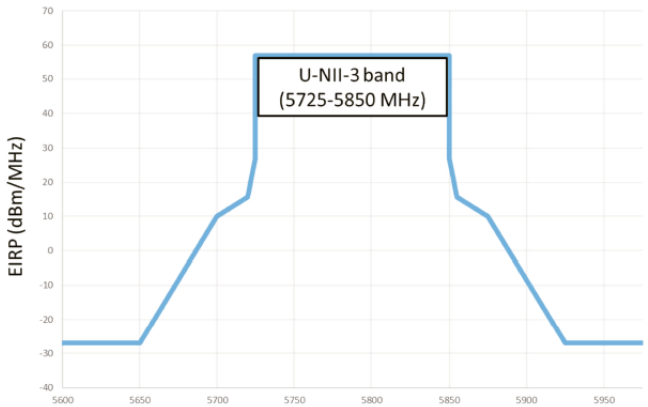 |

### 4.2.2 Test Setup

Below 30MHz Test Setup:




30MHz-1GHz Test Setup:

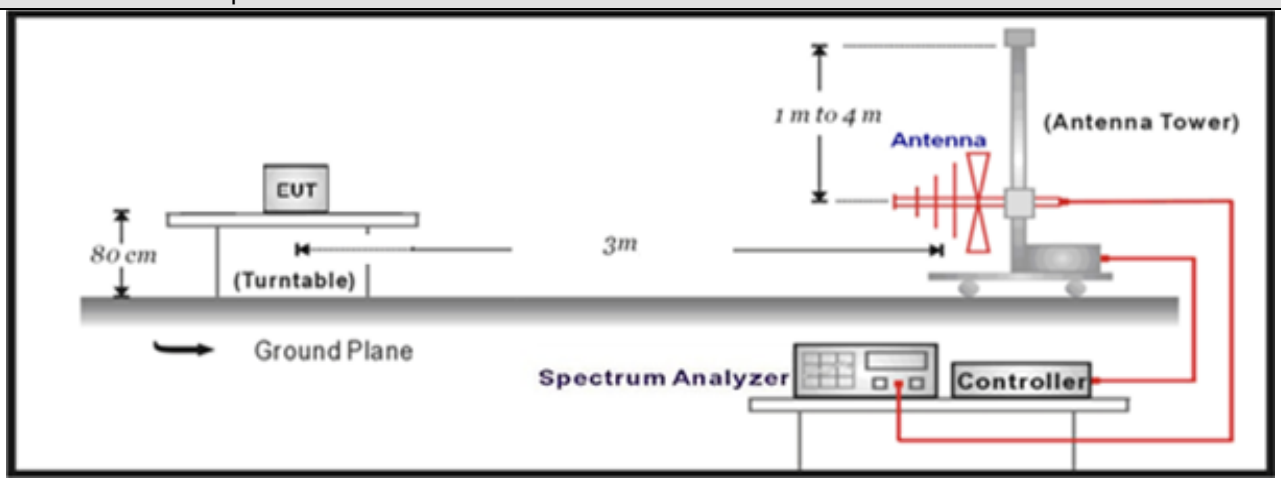


Above 1GHz Test Setup:

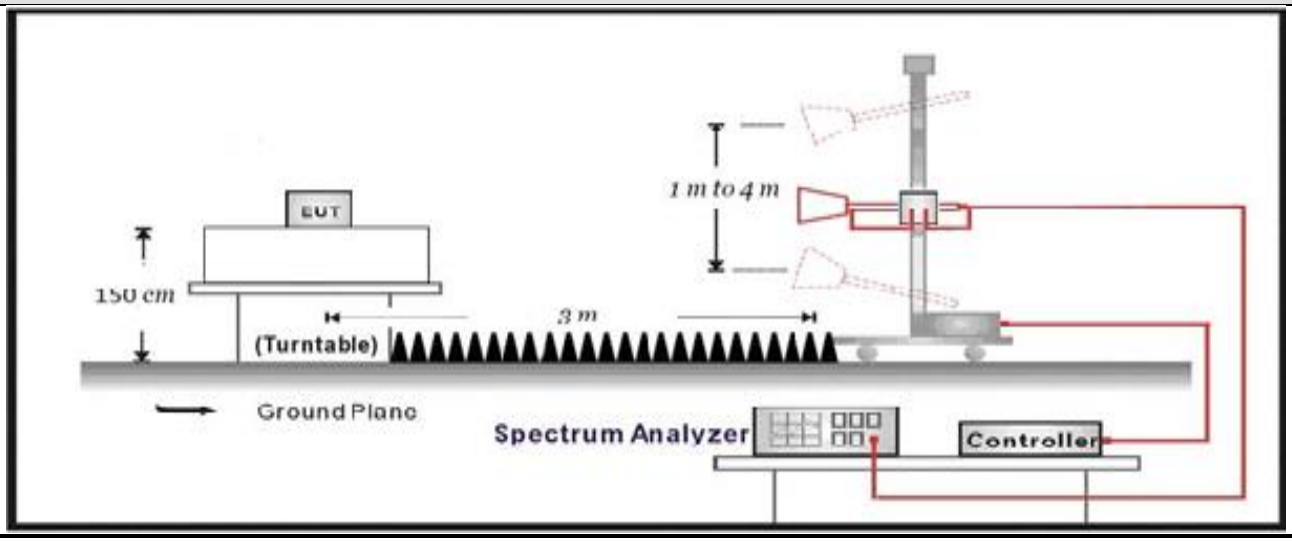

### 4.2.3 Test Procedure

| Test Method | | | | |
|---|---|---|---|---|
| | References Rule | | Chapter | Description |
| ☐ | ANSI C63.10 | | 12.7.3 | Emissions in non-restricted frequency bands |
| ☒ | ANSI C63.10 | | 12.7.2 | Emissions in restricted frequency bands |
| | ☒ | ANSI C63.10 | 12.7.5 | Radiated emission measurements |
| | ☒ | ANSI C63.10 | 12.7.6 | Procedure for peak unwanted emissions measurements above 1000 MHz |
| | ☒ | ANSI C63.10 | 12.7.7 | Procedures for average unwanted emissions measurements above 1000 MHz |
| | | ☐ ANSI C63.10 | 12.7.7.2 | Method AD (average detection)—primary method |
| | | ☒ ANSI C63.10 | 12.7.7.3 | Method VB-A (Alternative) |
| | ☒ | ANSI C63.10 | 6.4 | Radiated emissions from unlicensed wireless devices below 30 MHz |
| | ☒ | ANSI C63.10 | 6.5 | Radiated emissions from unlicensed wireless devices in the frequency range of 30 MHz to 1000 MHz |
| | ☒ | ANSI C63.10 | 6.6 | Radiated emissions from unlicensed wireless devices above 1 GHz |

| 4.3 Emission bandwidth | VERDICT: PASS |
|---|---|

| 4.3.1 Limit | |
|---|---|
| **Standard** | FCC CFR Title 47 Part 15 Subpart E: Section 15.407, RSS-Gen Issue 5:Section 6.7 |
| Whin the Frequncy band. | |

**4.3.2 Test Setup**

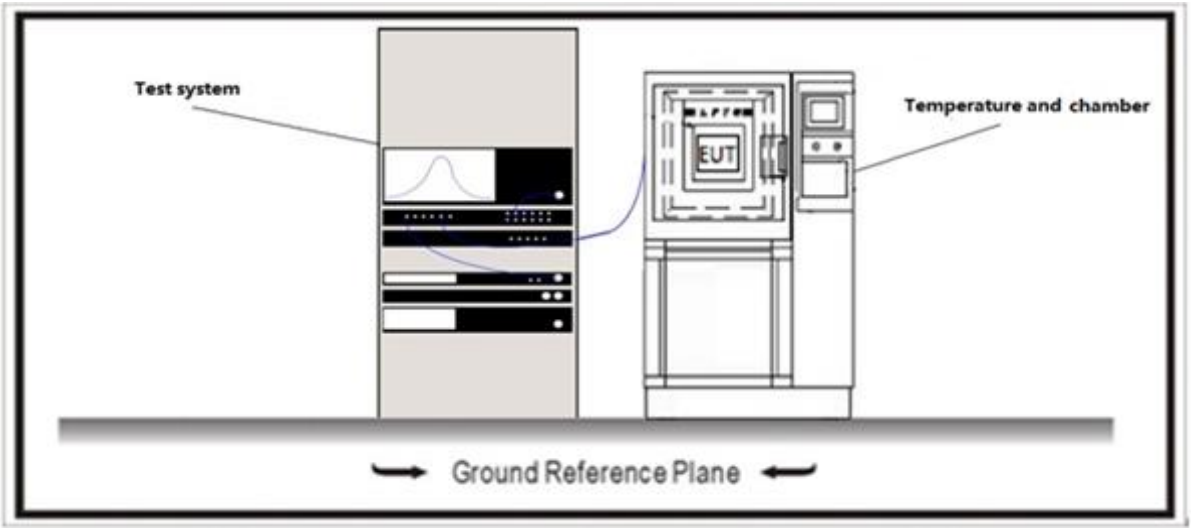


**4.3.3 Test Procedure**

Test Method

| | References Rule | Chapter | Description |
|---|---|---|---|
| ☐ | ANSI C63.10 | 12.4 | Emission bandwidth and occupied bandwidth |
| | ☐ ANSI C63.10 | 12.4.1 | Emission bandwidth (26dB) |
| | ☐ ANSI C63.10 | 12.4.2 | Occupied bandwidth (99%) |
| ☒ | FCC KDB 789033 D02v02r01 | C | Bandwidth Measurement |
| | ☒ FCC KDB 789033 D02v02r01 | C.1 | Emission Bandwidth (26dB) |
| | ☐ FCC KDB 789033 D02v02r01 | C.2 | Minimum Emission Bandwidth for the band 5.725-5.85 GHz (6dB) |
| ☒ | FCC KDB 789033 D02v02r01 | D | 99 Percent Occupied Bandwidth |

| 4.4 6dB bandwidth | VERDICT: PASS |
|---|---|

| 4.4.1 Limit | |
|---|---|
| **Standard** | FCC CFR Title 47 Part 15 Subpart E: Section 15.407(e), RSS-247 Issue 3:Section 6.2.4.2 |
| 6dB Bandwith ⩾500KHz | |

**4.4.2 Test Setup**

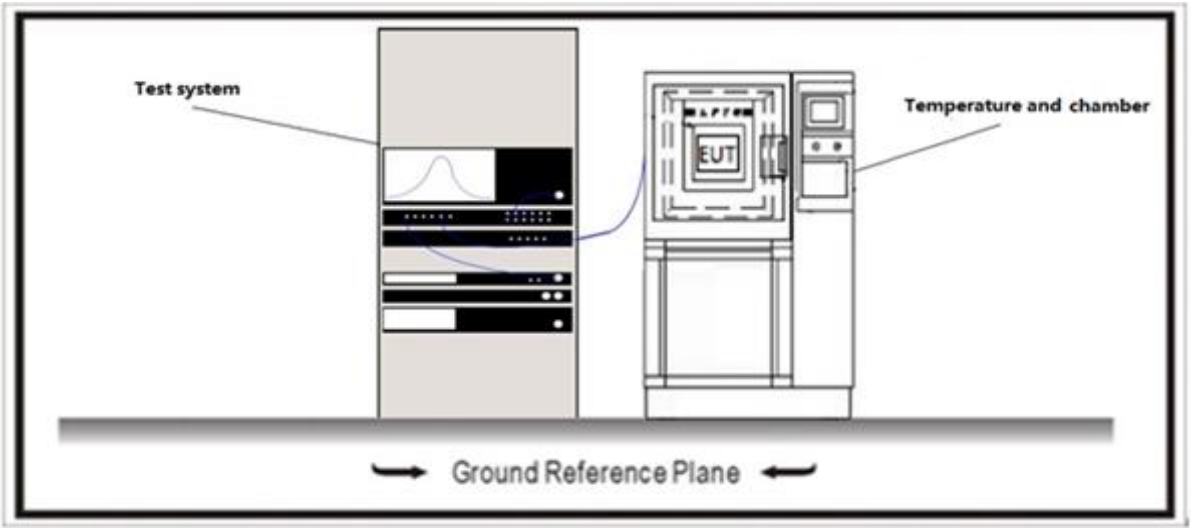


**4.4.3 Test Procedure**

Test Method

| | References Rule | | Chapter | Description |
|---|---|---|---|---|
| ☐ | ANSI C63.10 | | 12.4 | Emission bandwidth and occupied bandwidth |
| | ☐ | ANSI C63.10 | 12.4.1 | Emission bandwidth (26dB) |
| | ☐ | ANSI C63.10 | 12.4.2 | Occupied bandwidth (99%) |
| ☒ | FCC KDB 789033 D02v02r01 | | C | Bandwidth Measurement |
| | ☐ | FCC KDB 789033 D02v02r01 | C.1 | Emission Bandwidth (26dB) |
| | ☒ | FCC KDB 789033 D02v02r01 | C.2 | Minimum Emission Bandwidth for the band 5.725-5.85 GHz (6dB) |
| ☐ | FCC KDB 789033 D02v02r01 | | D | 99 Percent Occupied Bandwidth |

| 4.5 Duty cycle | VERDICT: PASS |
|---|---|

### 4.5.1 Limit

N/A

### 4.5.2 Test Setup

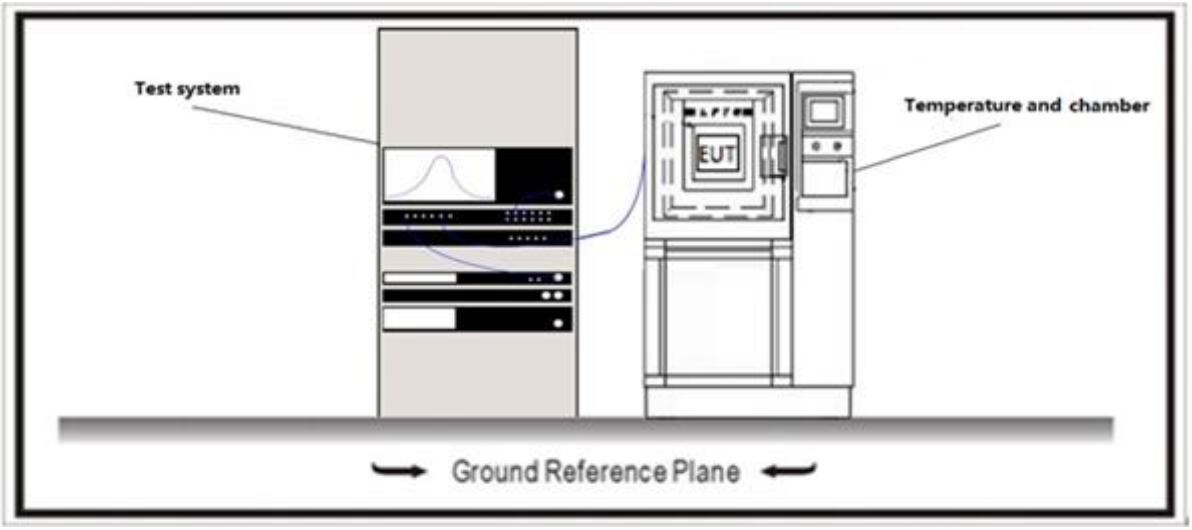


### 4.5.3 Test Procedure

| References Rule | | Chapter | Description |
|---|---|---|---|
| ☒ | ANSI C63.10 | 11.6 | Duty cycle (D), transmission duration (T), and maximum power control level |

| 4.6 Power Output | VERDICT: PASS |
|---|---|

| 4.6.1 Limit | | |
|---|---|---|
| **Standard** | | FCC Part 15 Subpart E Paragraph 15.407 (a) |
| ☒ | For the band 5.15-5.25 GHz | |
| | ☐ | Outdoor access point: the maximum conducted output power shall not exceed 1 W. If $G_{TX}$＞6dBi, then Pout≤30 - ( $G_{TX}$ - 6) and ≤125mW at any angle above 30 degrees |
| | ☐ | Indoor access point: the maximum conducted output power shall not exceed 1 W. If $G_{TX}$＞6dBi, then Pout≤30 - ( $G_{TX}$ - 6) |
| | ☐ | Fixed point-to-point access points: the maximum conducted output power shall not exceed 1 W. If $G_{TX}$＞23dBi, then Pout≤30 - ( $G_{TX}$ - 23) |
| | ☒ | Mobile and portable client devices: the maximum conducted output power shall not exceed 250mW. If $G_{TX}$＞6dBi, then Pout≤24 - ( $G_{TX}$ - 6) |
| ☒ | For the band 5.25-5.35 GHz: | |
| | ☒ | The maximum conducted output power shall not exceed 250mW or 11dBm+10 Log B, where B is the 26dB emission bandwidth in MHz. If $G_{TX}$ ＞ 6dBi, then Pout ≤ (The lesser of 24 or 11dBm+10 Log B) - ( GTX - 6) |
| ☒ | For the 5.47-5.725 GHz: | |
| | ☒ | The maximum conducted output power shall not exceed 250mW or 11dBm+10 Log B, where B is the 26dB emission bandwidth in MHz. If $G_{TX}$＞6dBi, then Pout ≤ (The lesser of 24 or 11dBm+10 Log B) - ( $G_{TX}$ - 6) |
| ☒ | For the band 5.725-5.85 GHz: | |
| | ☒ | Point-to-multipoint systems (P2M): the maximum conducted output power ($P_{Out}$) shall not exceed the lesser of 1 W. If $G_{TX}$ > 6 dBi, then $P_{Out}$ = 30 – ($G_{TX}$ – 6) |
| | ☐ | Point-to-point systems (P2P): the maximum conducted output power ($P_{Out}$) shall not exceed the lesser of 1 W |
| Note 1 : GTX directional gain of transmitting antennas.<br>Note 2 : Pout is maximum conducted output power . | | |
| **Standard** | | RSS-247 Issue 3 Paragraph 6.2 |
| ☒ | For the band 5.15-5.25 GHz | |
| | ☐ | For OEM devices installed in vehicles, the maximum e.i.r.p. shall not exceed 30 mW or 1.76 + 10log10B, dBm, whichever is less. Devices shall implement transmitter power control (TPC) in order to have the capability to operate at least 3 dB below the maximum permitted e.i.r.p. of 30 mW. |
| | ☒ | For other devices, the maximum e.i.r.p. shall not exceed 200 mW or 10 + 10 log10B, dBm, whichever power is less. B is the 99% emission bandwidth in megahertz. The e.i.r.p. spectral density shall not exceed 10 dBm in any 1.0 MHz band. |
| ☒ | For the band 5.25-5.35 GHz: | |

| | | |
|---|---|---|
| | ☐ | For OEM devices installed in vehicles, the maximum e.i.r.p. shall not exceed 30 mW or 1.76 + 10log10B, dBm, whichever is less. Devices shall implement TPC in order to have the capability to operate at least 3 dB below the maximum permitted e.i.r.p. of 30 mW. |
| | ☒ | The maximum conducted output power shall not exceed 250mW or 11dBm + 10 Log B, whichever is less, the maximum e.i.r.p. shall not exceed 1.0 W or 17dBm + 10 Log B, whichever is less, where B is the 99% bandwidth in MHz. |
| ☒ | For the 5.47-5.725 GHz: | |
| | ☒ | The maximum conducted output power shall not exceed 250mW or 11dBm + 10 Log B, whichever is less, the maximum e.i.r.p. shall not exceed 1.0 W or 17dBm + 10 Log B, whichever is less, where B is the 99% bandwidth in MHz. |
| ☒ | For the band 5.725-5.85 GHz: | |
| | ☒ | Point-to-multipoint systems (P2M): the maximum conducted output power ($P_{Out}$) shall not exceed the lesser of 1 W. If $G_{TX}$ > 6 dBi, then $P_{Out}$ = 30 – ($G_{TX}$ – 6) |
| | ☐ | Point-to-point systems (P2P): the maximum conducted output power ($P_{Out}$) shall not exceed the lesser of 1 W |
| Note 1 : GTX directional gain of transmitting antennas.<br>Note 2 : Pout is maximum conducted output power . | | |

### 4.6.2 Test Setup

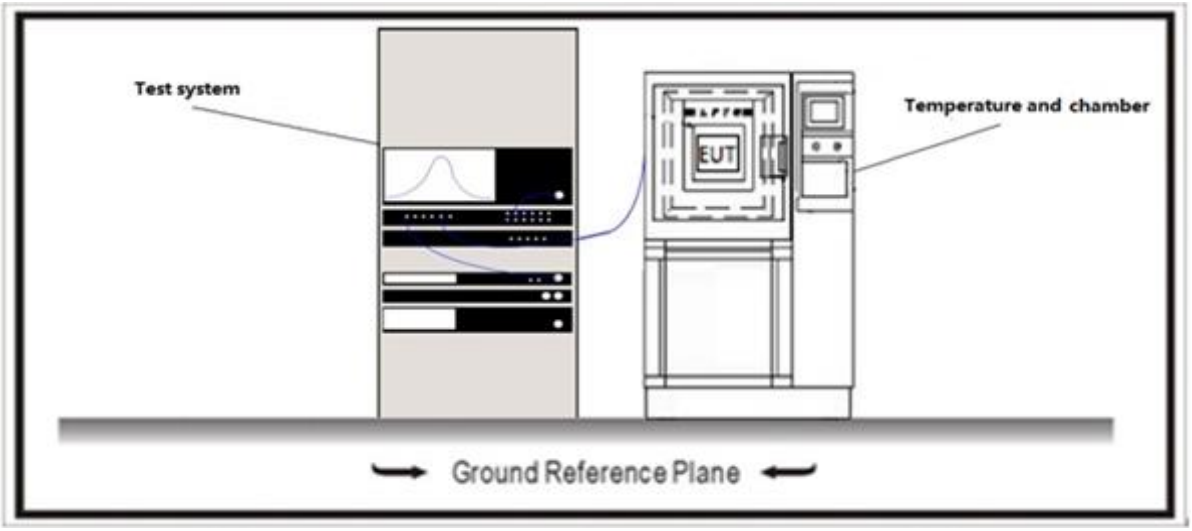


### 4.6.3 Test Procedure

| | References Rule | | | Chapter | Description |
|---|---|---|---|---|---|
| ☒ | ANSI C63.10 | | | 12.3 | Maximum conducted output power |
| | ☒ | ANSI C63.10 | | 12.3.2 | Maximum conducted output power measurement using a spectrum analyzer (SA) or EMI receiver |
| | | ☐ | ANSI C63.10 | 12.3.2.2 | Method SA-1 |
| | | ☐ | ANSI C63.10 | 12.3.2.3 | Method SA-1A (alternative) |
| | | ☒ | ANSI C63.10 | 12.3.2.4 | Method SA-2 |
| | | ☐ | ANSI C63.10 | 12.3.2.5 | Method SA-2A (alternative) |
| | | ☐ | ANSI C63.10 | 12.3.2.6 | Method SA-3 |
| | | ☐ | ANSI C63.10 | 12.3.2.7 | Method SA-3A (alternative) |
| | ☒ | ANSI C63.10 | | 12.3.3 | Maximum conducted output power using a power meter |
| | | ☐ | ANSI C63.10 | 12.3.3.1 | Method PM |
| | | ☒ | ANSI C63.10 | 12.3.3.2 | Method PM-G |

| Directional Gain Calculations for In-Band test method | | | | |
|---|---|---|---|---|
| | References Rule | | Chapter | Description |
| ☐ | KDB 662911 | | F2)a) | Basic methodology |
| | ☐ | KDB 662911 | F2)a) (i) | transmit signals are correlated |
| | ☐ | KDB 662911 | F2)a) (ii) | transmit signals are uncorrelated |
| ☐ | KDB 662911 | | F2)b) | Sectorized antenna systems. |
| ☐ | KDB 662911 | | F2)c) | Cross-polarized antennas |
| | ☐ | ANSI C63.10 | F2)c) (i) | Cross-polarized antennas |
| | ☐ | ANSI C63.10 | F2)c) (ii) | Multiple antennas |
| ☐ | KDB 662911 | | F2)e) | Spatial stream |
| | ☐ | KDB 662911 | F2)e) (i) | Antennas have the same gain |
| | ☐ | KDB 662911 | F2)e) (ii) | Antenna have the different gain with one spatial stream |
| | ☐ | KDB 662911 | F2)e) (iii) | Antenna have the different gain with more than one spatial stream |
| ☒ | KDB 662911 | | F2)f) | Cyclic Delay Diversity (CDD) |
| | ☐ | KDB 662911 | F2)f) (i) | Antennas have the same gain |
| | ☐ | KDB 662911 | F2)f) (ii) | Antenna have the different gain with one spatial stream |
| | ☒ | KDB 662911 | F2)f) (iii) | Antenna have the different gain with more than one spatial stream |

| 4.7 Maximum Power Spectral Density | VERDICT: PASS |
|---|---|

| 4.7.1 Limit | | |
|---|---|---|
| **Standard** | FCC Part 15 Subpart E Paragraph 15.407 (a) | |
| ☒ | For the band 5.15-5.25 GHz | |
| | ☐ | Outdoor access point: the maximum power spectral density shall not exceed 17 dBm/MHz. If $G_{TX}$ ＞6dBi, then Pout≤17 - ( $G_{TX}$ - 6) |
| | ☐ | Indoor access point: the maximum power spectral density shall not exceed 17 dBm/MHz. If $G_{TX}$＞6dBi, then Pout≤17 - ( $G_{TX}$ - 6) |
| | ☐ | Fixed point-to-point access points: the maximum power spectral density shall not exceed 17 dBm/MHz. If $G_{TX}$＞23dBi, then Pout≤17 - ( $G_{TX}$ - 23) |
| | ☒ | Mobile and portable client devices: the maximum power spectral density shall not exceed 11 dBm/MHz. If $G_{TX}$＞6dBi, then Pout≤11 - ( $G_{TX}$ - 6) |
| ☒ | For the 5.25-5.35 GHz: | |
| | ☒ | The maximum power spectral density shall not exceed 11 dBm/MHz. If $G_{TX}$＞6dBi, then Pout≤11 - ( $G_{TX}$ - 6) |
| ☒ | For the 5.47-5.725 GHz: | |
| | ☒ | The maximum power spectral density shall not exceed 11 dBm/MHz.If $G_{TX}$＞6dBi, then Pout≤11 - ( $G_{TX}$ - 6) |
| ☒ | For the band 5.725-5.85 GHz: | |
| | ☒ | The maximum power spectral density shall not exceed 30 dBm/500KHz. If $G_{TX}$＞6dBi, then Pout ≤30 - ( $G_{TX}$ - 6) |
| Note 1: $G_{TX}$ directional gain of transmitting antennas.<br>Note 2: $P_{out}$ is maximum power spectral density. | | |
| **Standard** | RSS-247 Issue 3 Paragraph 6.2 | |
| ☒ | For the band 5.15-5.25 GHz: The e.i.r.p. spectral density shall not exceed 10 dBm in any 1.0 MHz band. | |
| ☒ | For the 5.25-5.35 GHz: The power spectral density shall not exceed 11 dBm in any 1.0 MHz band. | |
| ☒ | For the 5.47-5.725 GHz: The power spectral density shall not exceed 11 dBm in any 1.0 MHz band. | |
| ☒ | For the band 5.725-5.85 GHz: The power spectral density shall not exceed 30 dBm in any 500 kHz band. If $G_{TX}$＞6dBi, then $P_{out}$≤30 - ( $G_{TX}$ - 6) | |
| Note 1 : $G_{TX}$ directional gain of transmitting antennas.<br>Note 2 : $P_{out}$ is maximum conducted output power . | | |

| Directional Gain Calculations for In-Band test method | | | | |
|---|---|---|---|---|
| | References Rule | | Chapter | Description |
| ☐ | KDB 662911 | | F2)a) | Basic methodology |
| | ☐ | KDB 662911 | F2)a) (i) | transmit signals are correlated |
| | ☐ | KDB 662911 | F2)a) (ii) | transmit signals are uncorrelated |
| ☐ | KDB 662911 | | F2)b) | Sectorized antenna systems. |
| ☐ | KDB 662911 | | F2)c) | Cross-polarized antennas |
| | ☐ | ANSI C63.10 | F2)c) (i) | Cross-polarized antennas |
| | ☐ | ANSI C63.10 | F2)c) (ii) | Multiple antennas |
| ☐ | KDB 662911 | | F2)e) | Spatial stream |
| | ☐ | KDB 662911 | F2)e) (i) | Antennas have the same gain |
| | ☐ | KDB 662911 | F2)e) (ii) | Antenna have the different gain with one spatial stream |
| | ☐ | KDB 662911 | F2)e) (iii) | Antenna have the different gain with more than one spatial stream |
| ☒ | KDB 662911 | | F2)f) | Cyclic Delay Diversity (CDD) |
| | ☐ | KDB 662911 | F2)f) (i) | Antennas have the same gain |
| | ☐ | KDB 662911 | F2)f) (ii) | Antenna have the different gain with one spatial stream |
| | ☒ | KDB 662911 | F2)f) (iii) | Antenna have the different gain with more than one spatial stream |

### 4.7.2 Test Setup

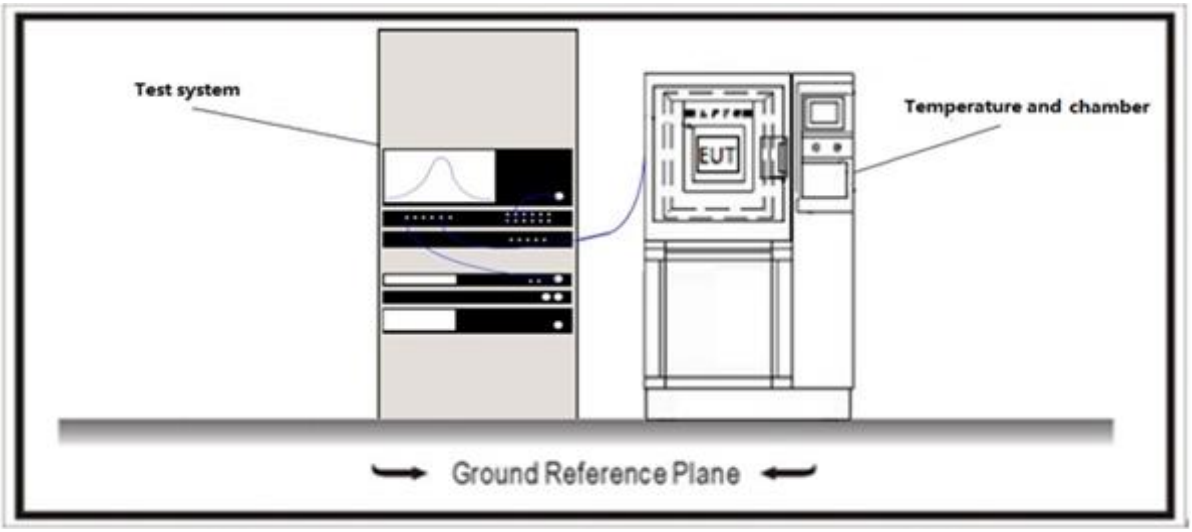


### 4.7.3 Test Procedure

| | References Rule | Chapter | Description |
|---|---|---|---|
| ☒ | ANSI C63.10 | 12.5 | Peak power spectral density |
| ☒ | FCC KDB 789033 D02v02r01 | F | Maximum Power Spectral Density (PSD) |

## 4.8 Radiated Emission Band Edge — VERDICT: PASS

### 4.8.1 Limit

| | |
|---|---|
| **Standard** | FCC Part 15 Subpart C Paragraph 15.205, RSS-Gen Issue 5:Section 8.9; RSS-247 Issue 3:Section 6.2 |

Restricted Bands of operation

| MHz | MHz | MHz | GHz |
|---|---|---|---|
| 0. 090-0. 110 | 16. 42-16. 423 | 399. 9-410 | 4. 5-5. 15 |
| [1]0. 495-0. 505 | 16. 69475-16. 69525 | 608-614 | 5. 35-5. 46 |
| 2. 1735-2. 1905 | 16. 80425-16. 80475 | 960-1240 | 7. 25-7. 75 |
| 4. 125-4. 128 | 25. 5-25. 67 | 1300-1427 | 8. 025-8. 5 |
| 4. 17725-4. 17775 | 37. 5-38. 25 | 1435-1626. 5 | 9. 0-9. 2 |
| 4. 20725-4. 20775 | 73-74. 6 | 1645. 5-1646. 5 | 9. 3-9. 5 |
| 6. 215-6. 218 | 74. 8-75. 2 | 1660-1710 | 10. 6-12. 7 |
| 6. 26775-6. 26825 | 108-121. 94 | 1718. 8-1722. 2 | 13. 25-13. 4 |
| 6. 31175-6. 31225 | 123-138 | 2200-2300 | 14. 47-14. 5 |
| 8. 291-8. 294 | 149. 9-150. 05 | 2310-2390 | 15. 35-16. 2 |
| 8. 362-8. 366 | 156. 52475-156. 52525 | 2483. 5-2500 | 17. 7-21. 4 |
| 8. 37625-8. 38675 | 156. 7-156. 9 | 2690-2900 | 22. 01-23. 12 |
| 8. 41425-8. 41475 | 162. 0125-167. 17 | 3260-3267 | 23. 6-24. 0 |
| 12. 29-12. 293 | 167. 72-173. 2 | 3332-3339 | 31. 2-31. 8 |
| 12. 51975-12. 52025 | 240-285 | 3345. 8-3358 | 36. 43-36. 5 |
| 12. 57675-12. 57725 | 322-335. 4 | 3600-4400 | ([2]) |
| 13. 36-13. 41 | | | |

[1]Until February 1, 1999, this restricted band shall be 0.490-0.510 MHz.

[2]Above 38.6

FCC Part 15 Subpart C Paragraph 15.209 (Restricted Band Emissions Limit ), RSS-Gen Issue5:Section 8.9 (Restricted Band Emissions Limit )

| Frequency (MHz) | Field strength ( μ V/m) | Field strength (dB μ V/m) | Measurement distance (m) |
|---|---|---|---|
| 0.009 - 0.49 | 2400/F(kHz) | 48.5 – 13.8 | 300(Note 1) |
| 0.49 - 1.705 | 24000/F(kHz) | 33.8 - 23 | 30(Note 1) |
| 1.705 - 30 | 30 | 29.5 | 30(Note 1) |
| 30 - 88 | 100 | 40 | 3(Note 2) |
| 88 - 216 | 150 | 43.5 | 3(Note 2) |
| 216 - 960 | 200 | 46 | 3(Note 2) |
| Above 960 | 500 | 54 | 3(Note 2) |

Note 1: At frequencies below 30 MHz, measurements may be performed at a distance closer than that specified in the regulations; however, an attempt should be made to avoid making measurements in the near field. Pending the development of an appropriate measurement procedure for measurements performed below 30 MHz, when performing measurements at a closer distance than specified, the results shall be extrapolated to the specified distance by either making measurements at a minimum of two distances on at least one radial to determine the proper extrapolation factor or by using the square of an inverse linear distance extrapolation factor (40 dB/decade).

Note 2: At frequencies at or above 30 MHz, measurements may be performed at a distance other than what is specified provided: measurements are not made in the near field except where it can be shown that near field measurements are appropriate due to the characteristics of the device; and it can be demonstrated that the signal levels needed to be measured at the distance employed can be detected by the measurement equipment. Measurements shall not be performed at a distance greater than 30 meters unless it can be further demonstrated that measurements at a distance of 30 meters or less are impractical. When performing measurements at a distance other than that specified, the results shall be extrapolated to the specified distance using an extrapolation factor of 20 dB/decade (inverse linear-distance for field strength measurements; inverse-linear-distance-squared for power density measurements).

FCC Part 15 Subpart C Paragraph 15.407(5)(b) (Unrestricted Band Emissions Limit), RSS-247 Issue3: Section 6.2 (Restricted Band Emissions Limit)

| Operating Frequency Band (MHz) | EIRP Limit (dBm/MHz) | Equivalent Field Strength at 3m (dBμV/m) |
|---|---|---|
| 5150 - 5250 | -27 | 68.3 |
| 5250 - 5350 | -27 | 68.3 |
| 5470 - 5725 | -27 | 68.3 |

| Operating Frequency Band (MHz) | EIRP Limit (dBm/MHz) |
|---|---|
| 5725 - 5850 | 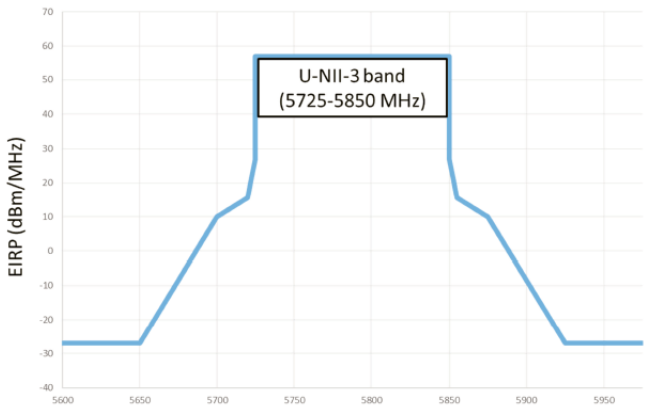 |

### 4.8.2 Test Setup

Above 1GHz Test Setup:

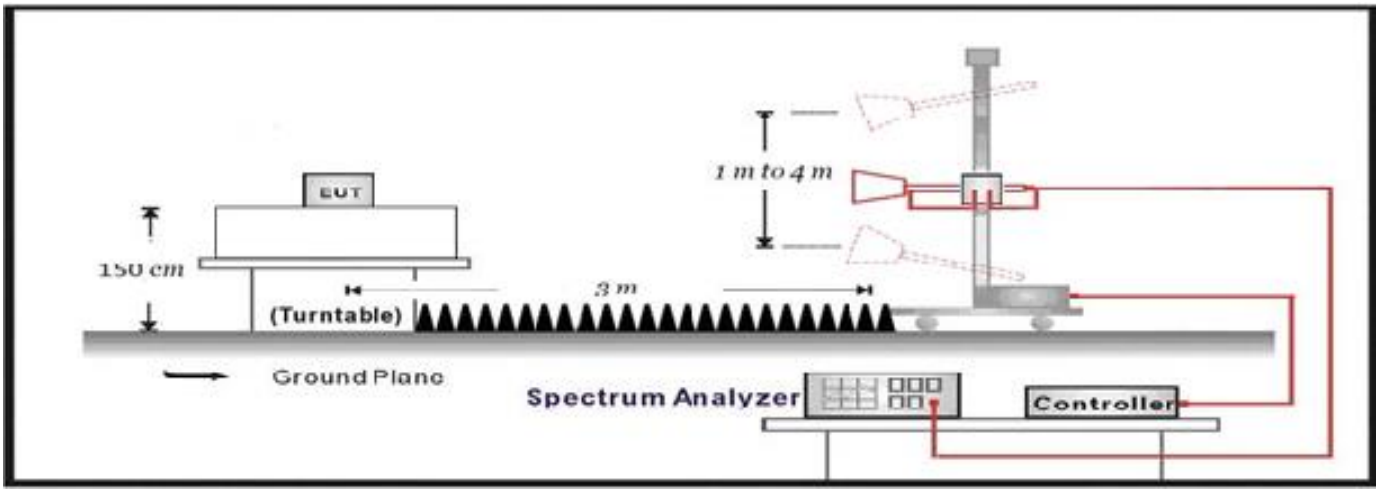


### 4.8.3 Test Procedure

| | References Rule | | | Chapter | Description |
|---|---|---|---|---|---|
| ☐ | ANSI C63.10 | | | 12.7.3 | Emissions in non-restricted frequency bands |
| ☒ | ANSI C63.10 | | | 12.7.2 | Emissions in restricted frequency bands |
| | ☐ | ANSI C63.10 | | 12.7.5 | Radiated emission measurements |
| | ☒ | ANSI C63.10 | | 12.7.6 | Procedure for peak unwanted emissions measurements above 1000 MHz |
| | ☒ | ANSI C63.10 | | 12.7.7 | Procedures for average unwanted emissions measurements above 1000 MHz |
| | | ☐ | ANSI C63.10 | 12.7.7.2 | Method AD (average detection)—primary method |
| | | ☒ | ANSI C63.10 | 12.7.7.3 | Method VB-A (Alternative) |
| | ☐ | ANSI C63.10 | | 6.4 | Radiated emissions from unlicensed wireless devices below 30 MHz |
| | ☐ | ANSI C63.10 | | 6.5 | Radiated emissions from unlicensed wireless devices in the frequency range of 30 MHz to 1000 MHz |
| | ☐ | ANSI C63.10 | | 6.6 | Radiated emissions from unlicensed wireless devices above 1 GHz |
| ☐ | FCC KDB 789033 D02v02r01 | | | G.2 | Unwanted Emissions that fall Outside of the Restricted Bands |
| ☐ | FCC KDB 789033 D02v02r01 | | | G.1 | Unwanted Emissions in the Restricted Bands |
| | ☐ | FCC KDB 789033 D02v02r01 | | G.4 | Procedure for Unwanted Emissions Measurements below 1000 MHz |
| | ☐ | FCC KDB 789033 D02v02r01 | | G.5 | Procedure for Unwanted Maximum Emissions Measurements above 1000 MHz |
| | ☐ | FCC KDB 789033 D02v02r01 | | G.6 | Procedures for Average Unwanted Emissions Measurements above 1000 MHz |

| | | | | | |
|---|---|---|---|---|---|
| | | ☐ | FCC KDB 789033 D02v02r01 | G.6.c | Method AD (Average detection)—primary method |
| | | ☐ | FCC KDB 789033 D02v02r01 | G.6.d | Method VB (Averaging using reduced video bandwidth): Alternative method. |

| 4.9 Frequency Stability | VERDICT: PASS |
|---|---|

### 4.9.1 Limit:

In-band emission is maintained within the band of operation under all conditions of normal operation as specified in the user's manual.
The transmitter center frequency tolerance shall be ± 20 ppm maximum for the 5 GHz band and ± 25ppm maximum for the 2.4 GHz band.

### 4.9.2 Test Setup

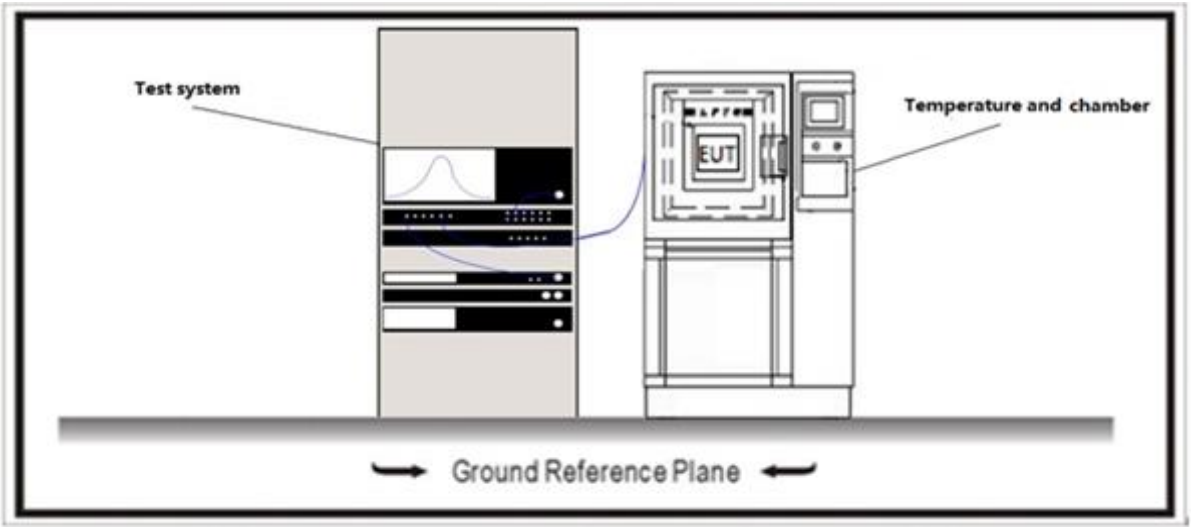


### 4.9.3 Test Procedure

| | References Rule | | Chapter | Description |
|---|---|---|---|---|
| ☒ | ANSI C63.10 | | 6.8 | Frequency stability tests |
| | ☒ | ANSI C63.10 | 6.8.1 | Frequency stability with respect to ambient temperature |
| | ☒ | ANSI C63.10 | 6.8.2 | Frequency stability when varying supply voltage |

| 4.10 Antenna Requirement | VERDICT: PASS |
|---|---|

| 4.10.1 Limit: |
|---|
| An intentional radiator shall be designed to ensure that no antenna other than that furnished by the responsible party shall be used with the device. The use of a permanently attached antenna or of an antenna that uses a unique coupling to the intentional radiator shall be considered sufficient to comply with the provisions of this section. The manufacturer may design the unit so that a broken antenna can be replaced by the user, but the use of a standard antenna jack or electrical connector is prohibited. This requirement does not apply to carrier current devices or to devices operated under the provisions of §15.211, §15.213, §15.217, §15.219, or §15.221. Further, this requirement does not apply to intentional radiators that must be professionally installed, such as perimeter protection systems and some field disturbance sensors, or to other intentional radiators which, in accordance with §15.31(d), must be measured at the installation site. However, the installer shall be responsible for ensuring that the proper antenna is employed so that the limits in this part are not exceeded. |

| 4.10.2 Antenna Connector Construction: | |
|---|---|
| ☐ | The use of a permanently attached antenna |
| ☐ | The antenna use of a unique coupling to the intentional radiator |
| ☒ | The use of a nonstandard antenna jack or electrical connector |
| Please refer to the attached document “Internal Photograph” to show the antenna connector. | |

# 5 TEST SETUP PHOTO AND EUT PHOTO

Remark: The test setup photo and EUT Photo please see appendix.

# 6 TEST RESULT

## Appendix A: Conducted Emission

| | |
|---|---|
| Profile: 2390387R | Page No.: 11 |
| Engineer: Pengchengyang | |
| Site: TR1 | Time: 2024/01/15 - 08:44 |
| Limit: FCC_Part 15.207 | Margin: 0 |
| Probe: ENV216_101189(0.009-30MHz) | Polarity: Line |
| EUT: POS | Power: 120 Vac / 60 Hz |
| Note: Mode 1：Transmit at 5180MHz by 802.11a | |

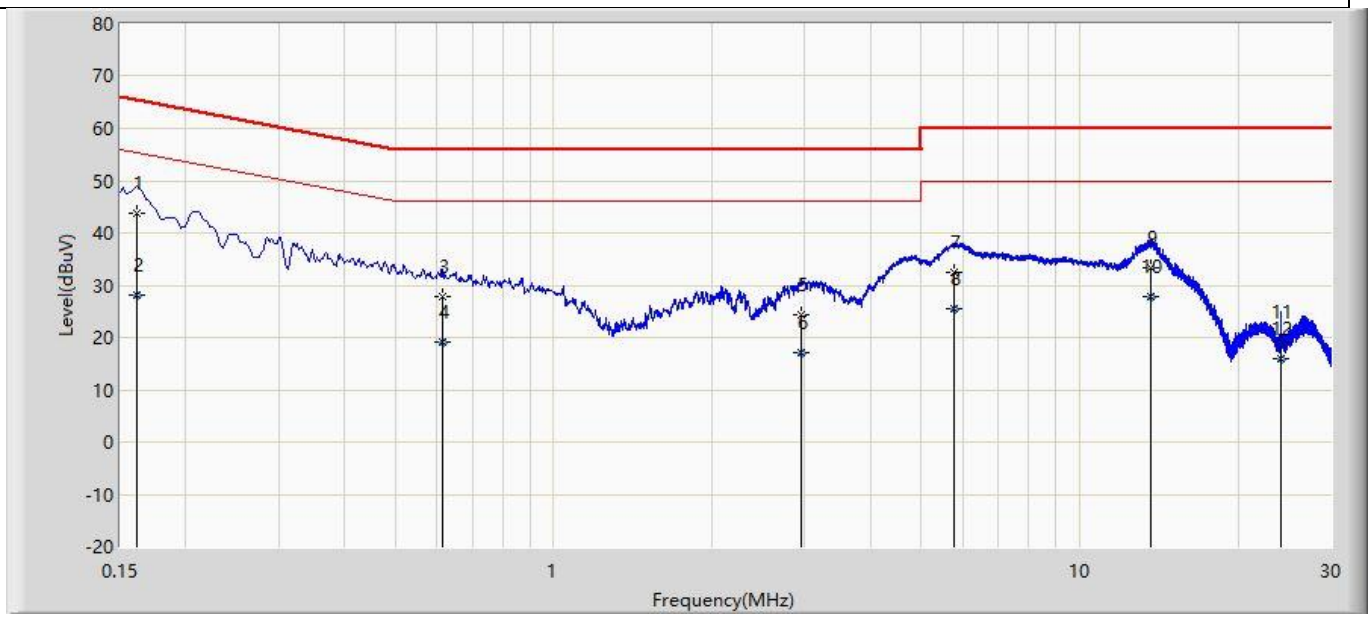


| No | Mark | Frequency (MHz) | Measure Level (dBuV) | Reading Level (dBuV) | Over Limit (dB) | Limit (dBuV) | Factor (dB) | Type |
|---|---|---|---|---|---|---|---|---|
| 1 | * | 0.161 | 43.791 | 34.167 | -21.608 | 65.399 | 9.624 | QP |
| 2 | | 0.161 | 28.140 | 18.515 | -27.260 | 55.399 | 9.624 | AV |
| 3 | | 0.614 | 27.863 | 18.221 | -28.137 | 56.000 | 9.642 | QP |
| 4 | | 0.614 | 19.232 | 9.590 | -26.768 | 46.000 | 9.642 | AV |
| 5 | | 2.954 | 24.449 | 14.730 | -31.551 | 56.000 | 9.719 | QP |
| 6 | | 2.954 | 17.187 | 7.468 | -28.813 | 46.000 | 9.719 | AV |
| 7 | | 5.753 | 32.410 | 22.629 | -27.590 | 60.000 | 9.782 | QP |
| 8 | | 5.753 | 25.636 | 15.854 | -24.364 | 50.000 | 9.782 | AV |
| 9 | | 13.684 | 33.296 | 23.370 | -26.704 | 60.000 | 9.925 | QP |
| 10 | | 13.684 | 27.712 | 17.786 | -22.288 | 50.000 | 9.925 | AV |
| 11 | | 24.108 | 19.065 | 8.959 | -40.935 | 60.000 | 10.105 | QP |
| 12 | | 24.108 | 15.953 | 5.847 | -34.047 | 50.000 | 10.105 | AV |

| | |
|---|---|
| Profile: 2390387R | Page No.: 12 |
| Engineer: Pengchengyang | |
| Site: TR1 | Time: 2024/01/15 - 08:44 |
| Limit: FCC_Part 15.207 | Margin: 0 |
| Probe: ENV216_101189(0.009-30MHz) | Polarity: Neutral |
| EUT: POS | Power: 120 Vac / 60 Hz |
| Note: Mode 1：Transmit at 5180MHz by 802.11a | |

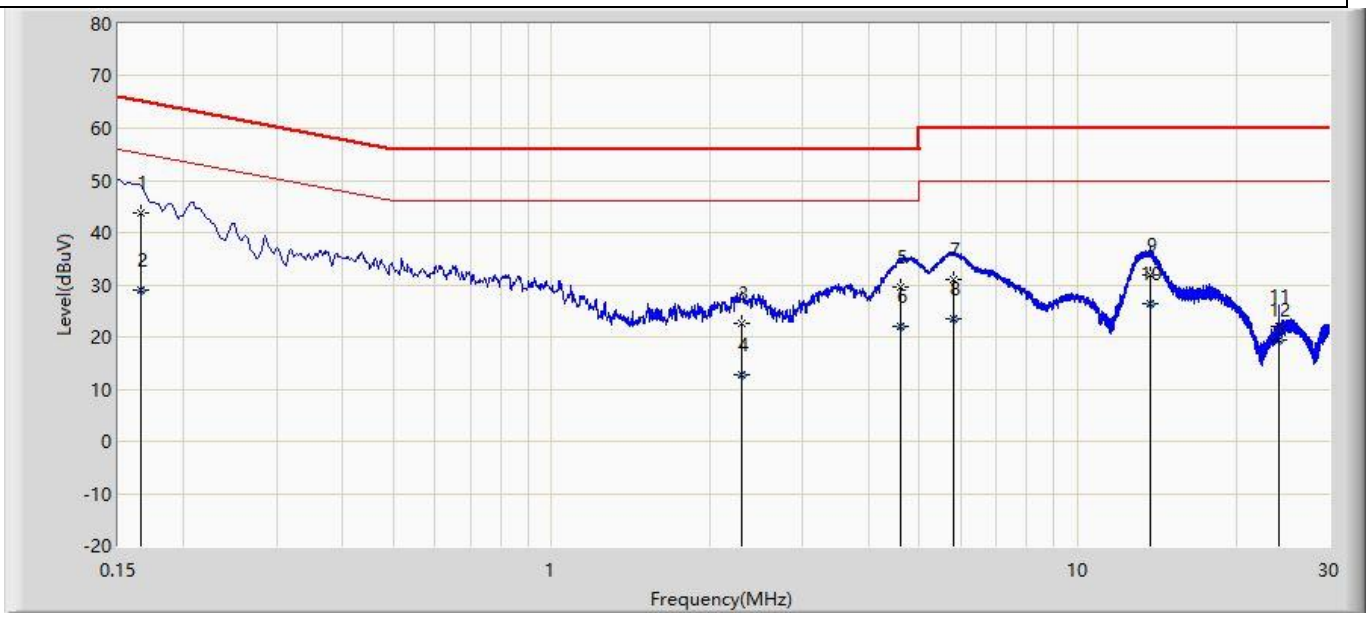


| No | Mark | Frequency (MHz) | Measure Level (dBuV) | Reading Level (dBuV) | Over Limit (dB) | Limit (dBuV) | Factor (dB) | Type |
|---|---|---|---|---|---|---|---|---|
| 1 | * | 0.166 | 43.906 | 34.276 | -21.265 | 65.171 | 9.631 | QP |
| 2 | | 0.166 | 28.959 | 19.329 | -26.211 | 55.171 | 9.631 | AV |
| 3 | | 2.294 | 22.601 | 12.896 | -33.399 | 56.000 | 9.705 | QP |
| 4 | | 2.294 | 12.719 | 3.014 | -33.281 | 46.000 | 9.705 | AV |
| 5 | | 4.614 | 29.623 | 19.861 | -26.377 | 56.000 | 9.762 | QP |
| 6 | | 4.614 | 21.969 | 12.207 | -24.031 | 46.000 | 9.762 | AV |
| 7 | | 5.798 | 31.060 | 21.271 | -28.940 | 60.000 | 9.789 | QP |
| 8 | | 5.798 | 23.515 | 13.726 | -26.485 | 50.000 | 9.789 | AV |
| 9 | | 13.702 | 31.848 | 21.902 | -28.152 | 60.000 | 9.946 | QP |
| 10 | | 13.702 | 26.302 | 16.356 | -23.698 | 50.000 | 9.946 | AV |
| 11 | | 24.124 | 21.921 | 11.820 | -38.079 | 60.000 | 10.101 | QP |
| 12 | | 24.124 | 19.476 | 9.375 | -30.524 | 50.000 | 10.101 | AV |

Note:
1. " * ", means this data is the worst emission level.

2. Measurement Level = Reading Level + Factor(Probe+Cable-Amp).

## Appendix B: Radiated Emission

| | |
|---|---|
| Profile: 2390387R | Page No.: 89 |
| Engineer: Pengchengyang | |
| Site: AC5 | Time: 2024/01/12 - 09:05 |
| Limit: FCC_Part15.209_RE(3m) | Margin: 0 |
| Probe: Horn_3117_00167055(1-18GHz) | Polarity: Horizontal |
| EUT: POS | Power: 120 Vac / 60 Hz |
| Note: Mode 1：Transmit at 5180MHz by 802.11a with Ant2 | |

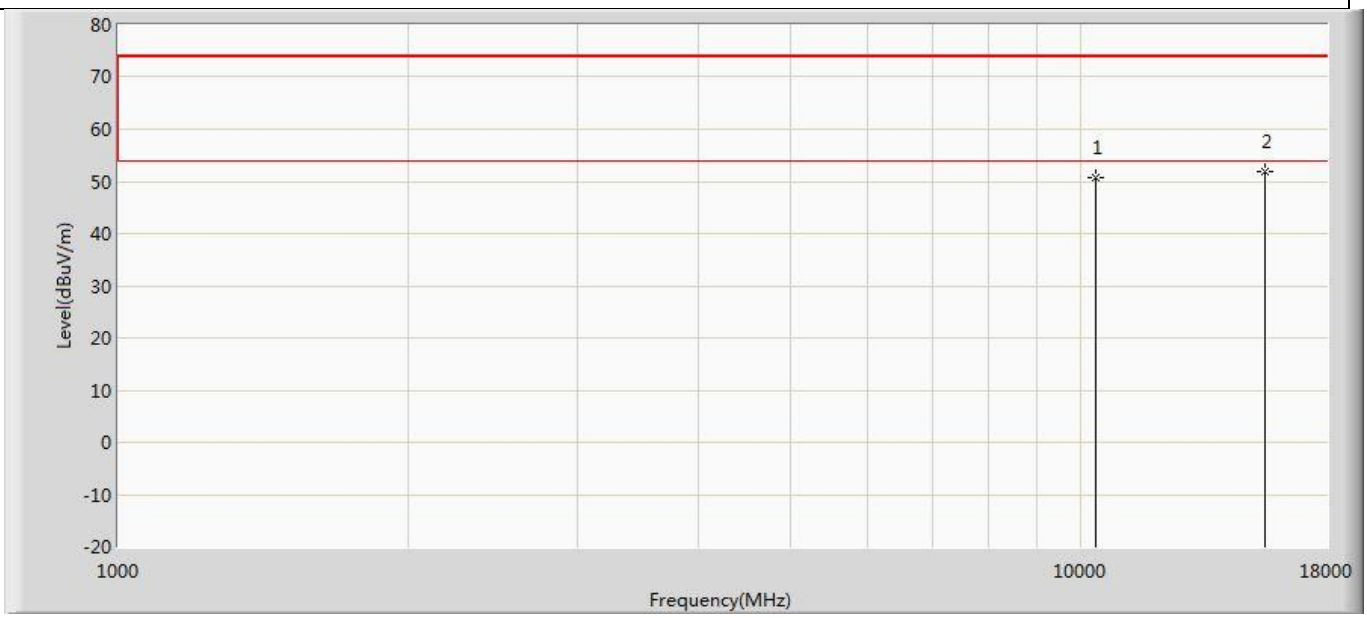


| No | Mark | Frequency (MHz) | Measure Level (dBuV/m) | Reading Level (dBuV) | Over Limit (dB) | Limit (dBuV/m) | Factor (dB) | Type |
|---|---|---|---|---|---|---|---|---|
| 1 | | 10360.000 | 50.795 | 54.201 | -23.205 | 74.000 | -3.406 | PK |
| 2 | * | 15540.000 | 52.018 | 50.975 | -21.982 | 74.000 | 1.043 | PK |

| | |
|---|---|
| Profile: 2390387R | Page No.: 90 |
| Engineer: Pengchengyang | |
| Site: AC5 | Time: 2024/01/12 - 09:05 |
| Limit: FCC_Part15.209_RE(3m) | Margin: 0 |
| Probe: Horn_3117_00167055(1-18GHz) | Polarity: Vertical |
| EUT: POS | Power: 120 Vac / 60 Hz |
| Note: Mode 1：Transmit at 5180MHz by 802.11a with Ant2 | |

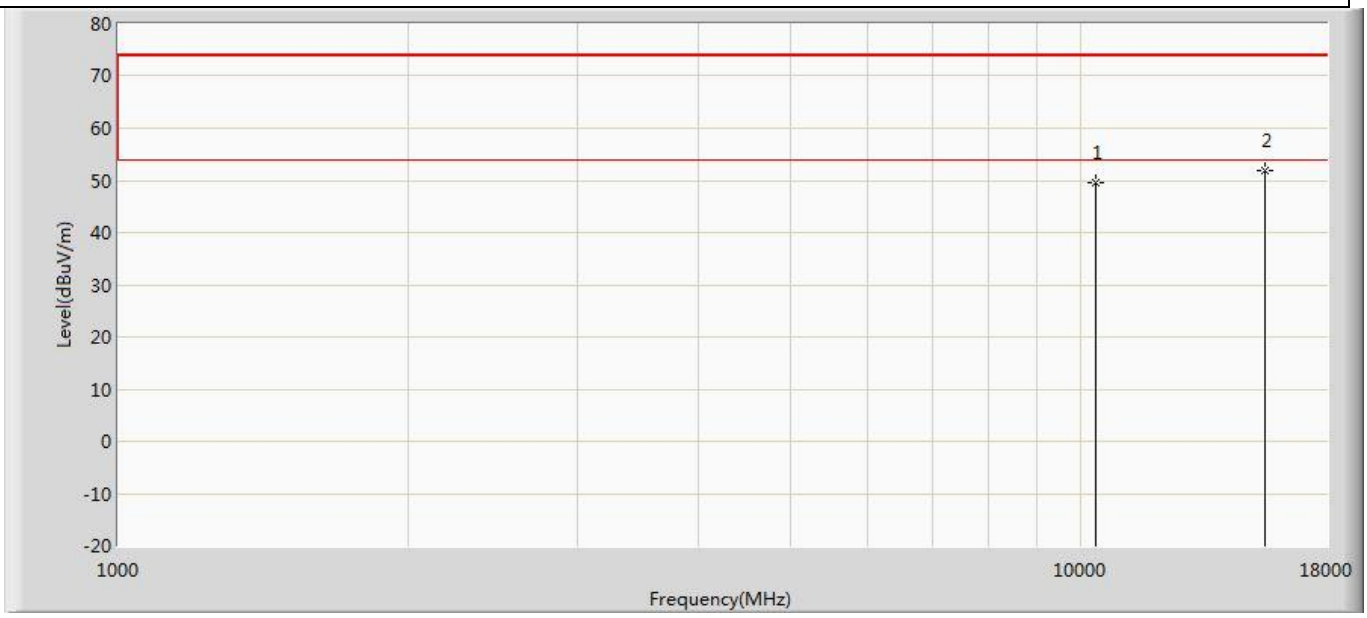


| No | Mark | Frequency (MHz) | Measure Level (dBuV/m) | Reading Level (dBuV) | Over Limit (dB) | Limit (dBuV/m) | Factor (dB) | Type |
|---|---|---|---|---|---|---|---|---|
| 1 | | 10360.000 | 49.529 | 52.935 | -24.471 | 74.000 | -3.406 | PK |
| 2 | * | 15540.000 | 51.803 | 50.760 | -22.197 | 74.000 | 1.043 | PK |

| | |
|---|---|
| Profile: 2390387R | Page No.: 91 |
| Engineer: Pengchengyang | |
| Site: AC5 | Time: 2024/01/12 - 09:05 |
| Limit: FCC_Part15.209_RE(3m) | Margin: 0 |
| Probe: Horn_3117_00167055(1-18GHz) | Polarity: Horizontal |
| EUT: POS | Power: 120 Vac / 60 Hz |
| Note: Mode 1：Transmit at 5220MHz by 802.11a with Ant2 | |

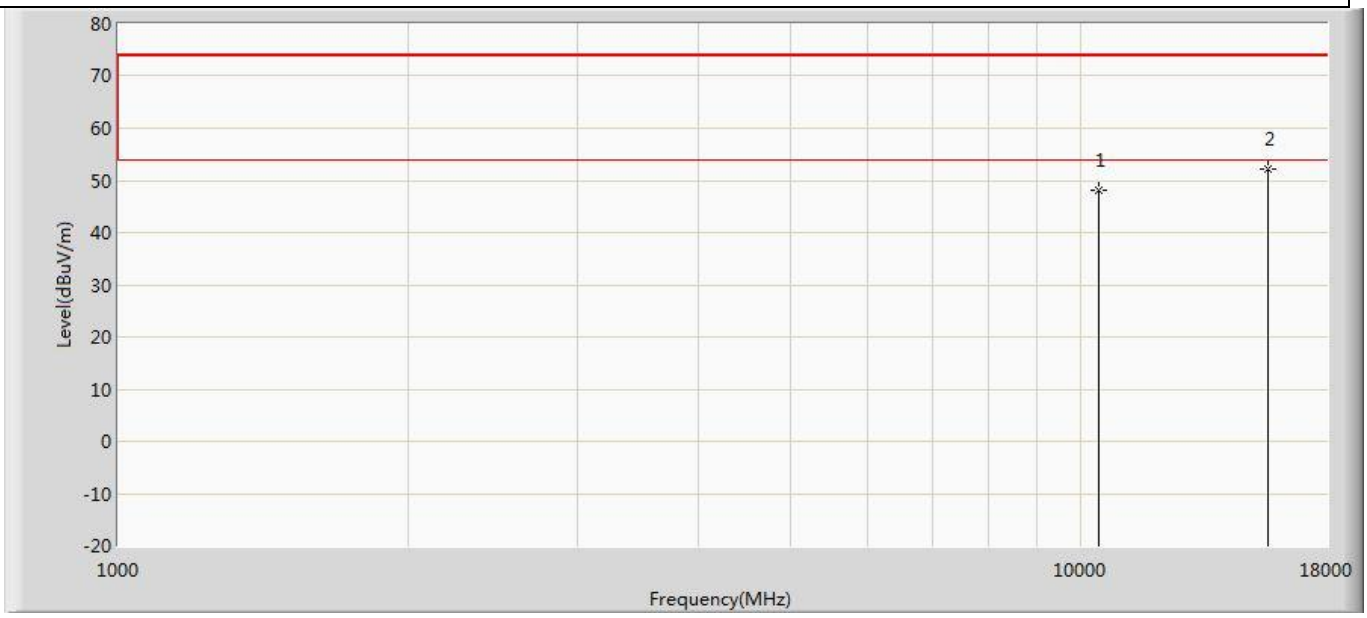


| No | Mark | Frequency (MHz) | Measure Level (dBuV/m) | Reading Level (dBuV) | Over Limit (dB) | Limit (dBuV/m) | Factor (dB) | Type |
|---|---|---|---|---|---|---|---|---|
| 1 | | 10440.000 | 48.224 | 51.518 | -25.776 | 74.000 | -3.294 | PK |
| 2 | * | 15660.000 | 52.312 | 51.301 | -21.688 | 74.000 | 1.011 | PK |

| | |
|---|---|
| Profile: 2390387R | Page No.: 92 |
| Engineer: Pengchengyang | |
| Site: AC5 | Time: 2024/01/12 - 09:05 |
| Limit: FCC_Part15.209_RE(3m) | Margin: 0 |
| Probe: Horn_3117_00167055(1-18GHz) | Polarity: Vertical |
| EUT: POS | Power: 120 Vac / 60 Hz |
| Note: Mode 1：Transmit at 5220MHz by 802.11a with Ant2 | |

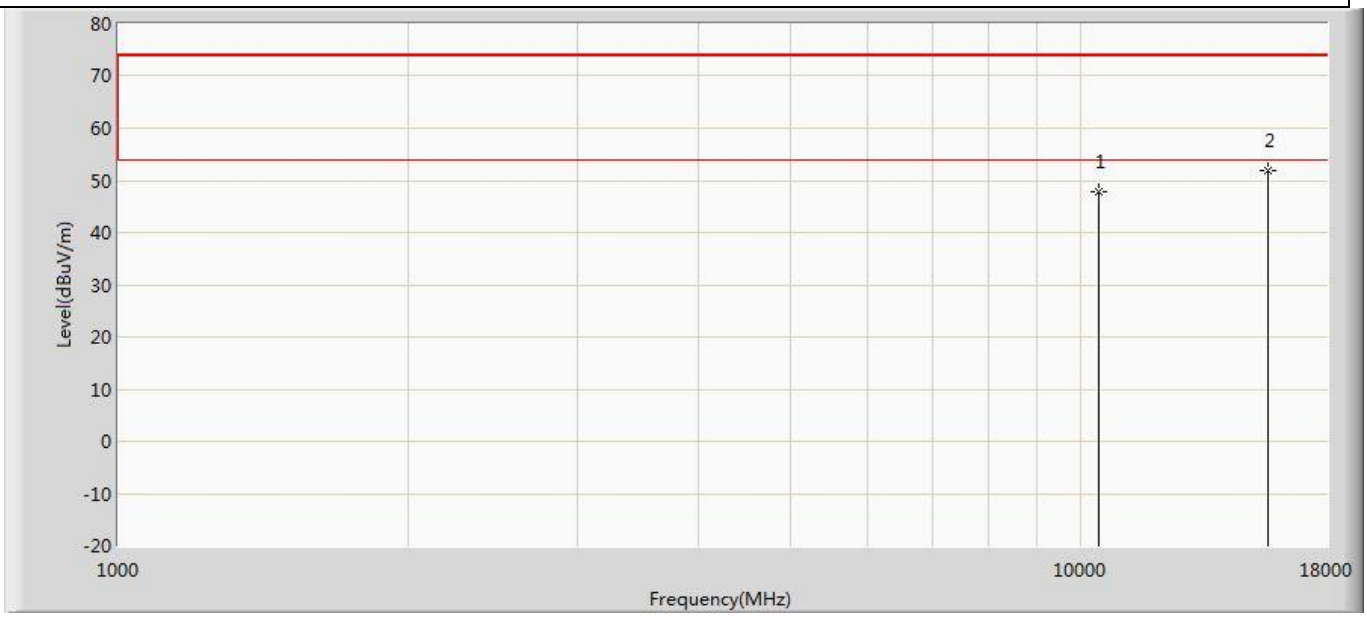


| No | Mark | Frequency (MHz) | Measure Level (dBuV/m) | Reading Level (dBuV) | Over Limit (dB) | Limit (dBuV/m) | Factor (dB) | Type |
|---|---|---|---|---|---|---|---|---|
| 1 | | 10440.000 | 47.895 | 51.189 | -26.105 | 74.000 | -3.294 | PK |
| 2 | * | 15660.000 | 51.987 | 50.976 | -22.013 | 74.000 | 1.011 | PK |

| | |
|---|---|
| Profile: 2390387R | Page No.: 93 |
| Engineer: Pengchengyang | |
| Site: AC5 | Time: 2024/01/12 - 09:05 |
| Limit: FCC_Part15.209_RE(3m) | Margin: 0 |
| Probe: Horn_3117_00167055(1-18GHz) | Polarity: Horizontal |
| EUT: POS | Power: 120 Vac / 60 Hz |
| Note: Mode 1：Transmit at 5240MHz by 802.11a with Ant2 | |

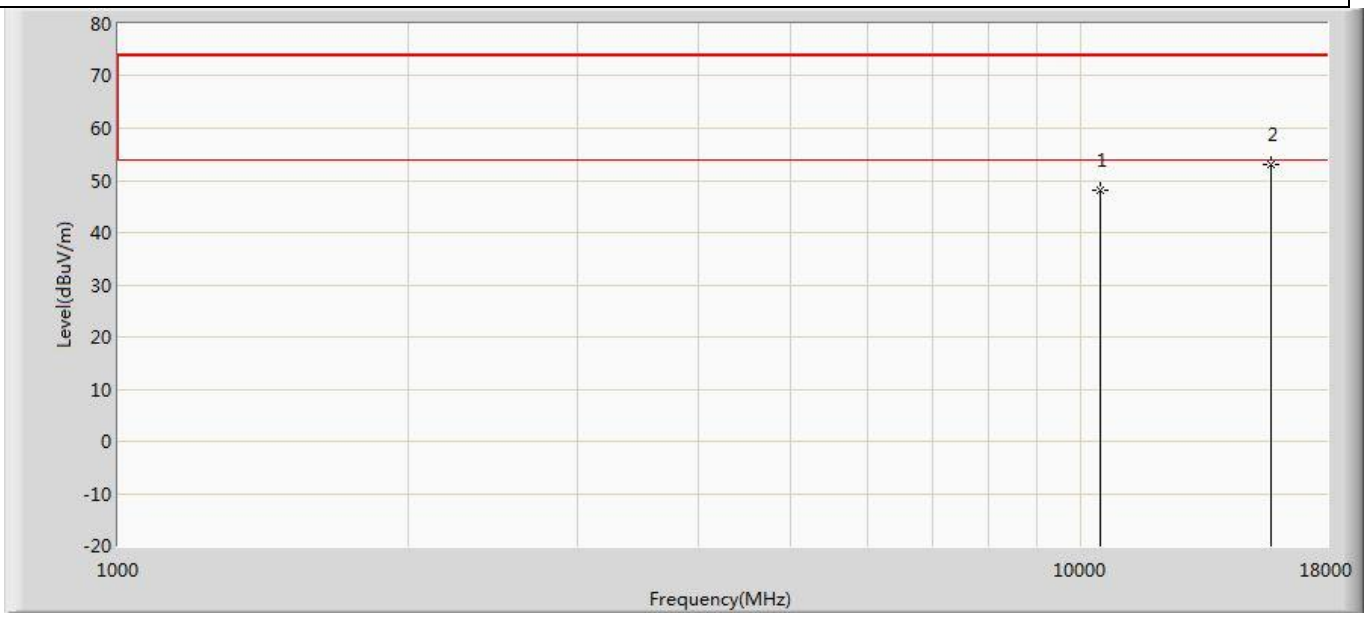


| No | Mark | Frequency (MHz) | Measure Level (dBuV/m) | Reading Level (dBuV) | Over Limit (dB) | Limit (dBuV/m) | Factor (dB) | Type |
|---|---|---|---|---|---|---|---|---|
| 1 | | 10480.000 | 48.110 | 51.389 | -25.890 | 74.000 | -3.279 | PK |
| 2 | * | 15720.000 | 52.900 | 51.380 | -21.100 | 74.000 | 1.520 | PK |

| | |
|---|---|
| Profile: 2390387R | Page No.: 94 |
| Engineer: Pengchengyang | |
| Site: AC5 | Time: 2024/01/12 - 09:06 |
| Limit: FCC_Part15.209_RE(3m) | Margin: 0 |
| Probe: Horn_3117_00167055(1-18GHz) | Polarity: Vertical |
| EUT: POS | Power: 120 Vac / 60 Hz |
| Note: Mode 1：Transmit at 5240MHz by 802.11a with Ant2 | |

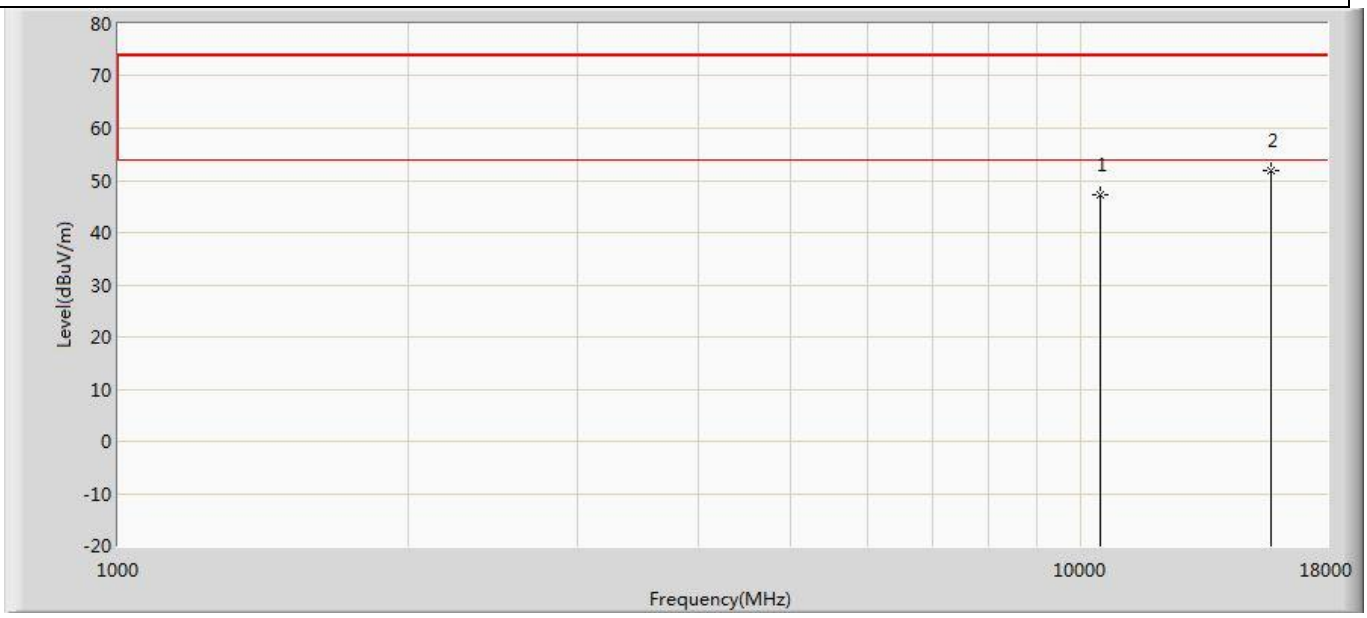


| No | Mark | Frequency (MHz) | Measure Level (dBuV/m) | Reading Level (dBuV) | Over Limit (dB) | Limit (dBuV/m) | Factor (dB) | Type |
|---|---|---|---|---|---|---|---|---|
| 1 | | 10480.000 | 47.314 | 50.593 | -26.686 | 74.000 | -3.279 | PK |
| 2 | * | 15720.000 | 51.913 | 50.393 | -22.087 | 74.000 | 1.520 | PK |

| | |
|---|---|
| Profile: 2390387R | Page No.: 95 |
| Engineer: Pengchengyang | |
| Site: AC5 | Time: 2024/01/12 - 09:06 |
| Limit: FCC_Part15.209_RE(3m) | Margin: 0 |
| Probe: Horn_3117_00167055(1-18GHz) | Polarity: Horizontal |
| EUT: POS | Power: 120 Vac / 60 Hz |
| Note: Mode 1：Transmit at 5260MHz by 802.11a with Ant2 | |

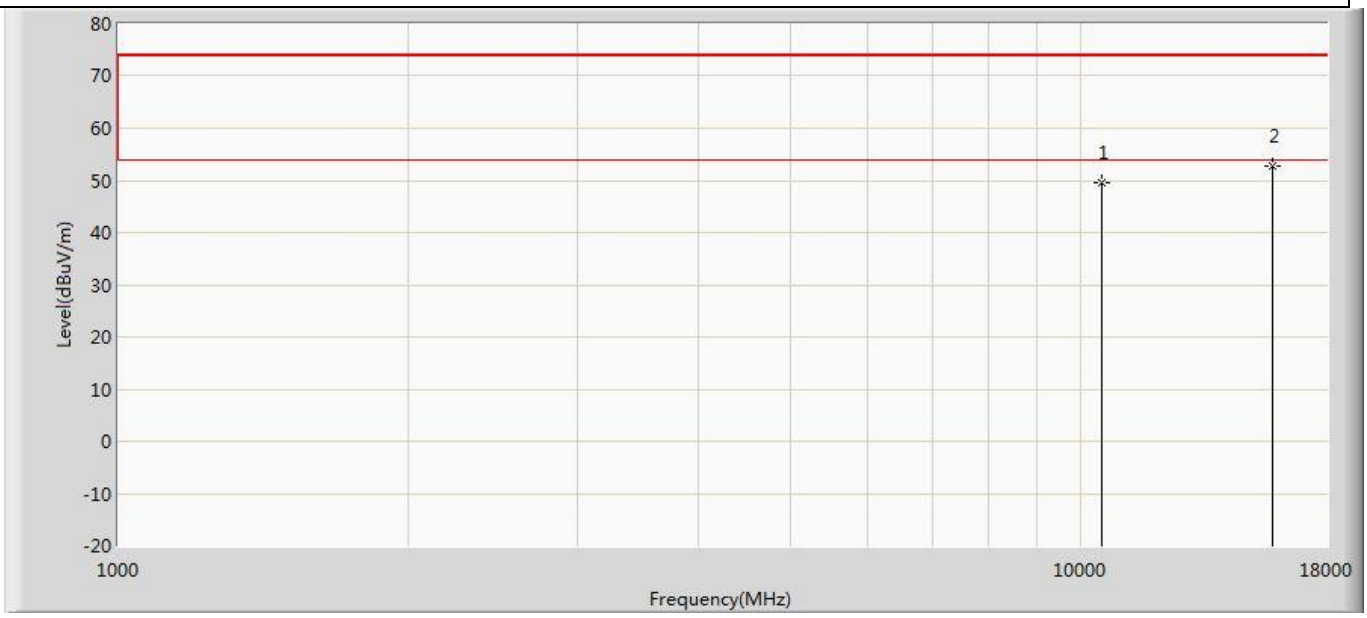


| No | Mark | Frequency (MHz) | Measure Level (dBuV/m) | Reading Level (dBuV) | Over Limit (dB) | Limit (dBuV/m) | Factor (dB) | Type |
|---|---|---|---|---|---|---|---|---|
| 1 | | 10520.000 | 49.613 | 52.852 | -24.387 | 74.000 | -3.239 | PK |
| 2 | * | 15780.000 | 52.824 | 51.566 | -21.176 | 74.000 | 1.257 | PK |

| | |
|---|---|
| Profile: 2390387R | Page No.: 96 |
| Engineer: Pengchengyang | |
| Site: AC5 | Time: 2024/01/12 - 09:06 |
| Limit: FCC_Part15.209_RE(3m) | Margin: 0 |
| Probe: Horn_3117_00167055(1-18GHz) | Polarity: Vertical |
| EUT: POS | Power: 120 Vac / 60 Hz |
| Note: Mode 1：Transmit at 5260MHz by 802.11a with Ant2 | |

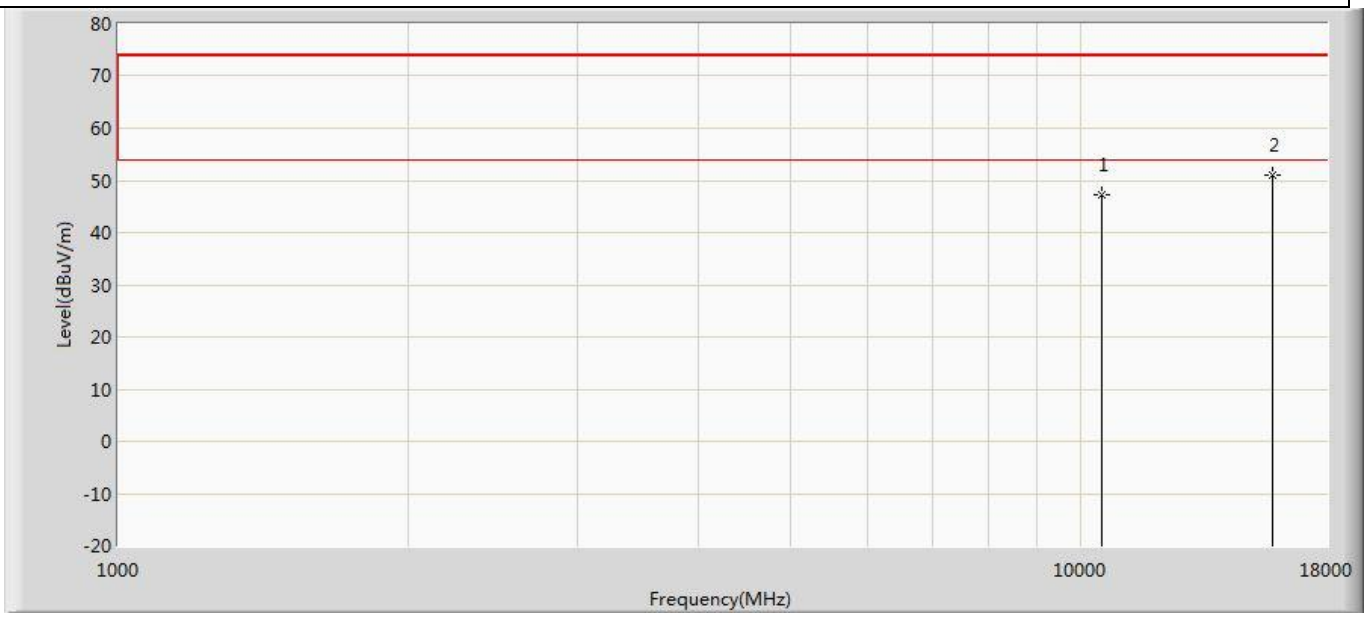


| No | Mark | Frequency (MHz) | Measure Level (dBuV/m) | Reading Level (dBuV) | Over Limit (dB) | Limit (dBuV/m) | Factor (dB) | Type |
|---|---|---|---|---|---|---|---|---|
| 1 | | 10520.000 | 47.138 | 50.377 | -26.862 | 74.000 | -3.239 | PK |
| 2 | * | 15780.000 | 51.075 | 49.817 | -22.925 | 74.000 | 1.257 | PK |

| | |
|---|---|
| Profile: 2390387R | Page No.: 97 |
| Engineer: Pengchengyang | |
| Site: AC5 | Time: 2024/01/12 - 09:06 |
| Limit: FCC_Part15.209_RE(3m) | Margin: 0 |
| Probe: Horn_3117_00167055(1-18GHz) | Polarity: Horizontal |
| EUT: POS | Power: 120 Vac / 60 Hz |
| Note: Mode 1：Transmit at 5300MHz by 802.11a with Ant2 | |

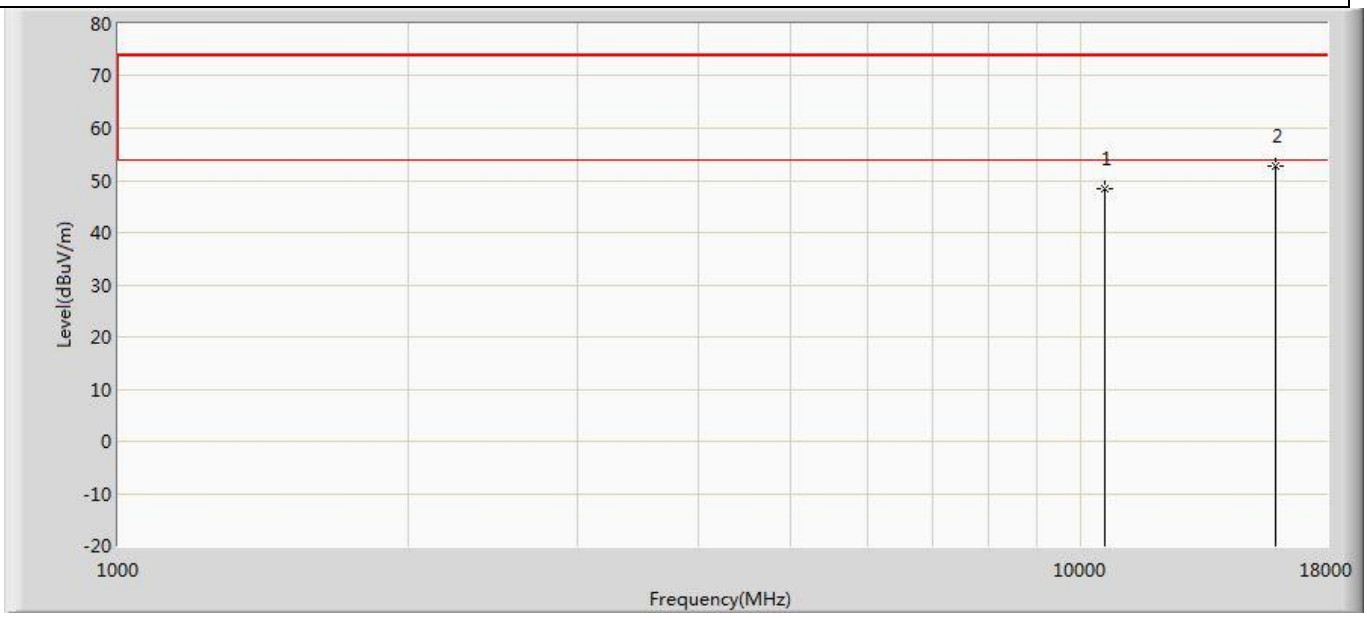


| No | Mark | Frequency (MHz) | Measure Level (dBuV/m) | Reading Level (dBuV) | Over Limit (dB) | Limit (dBuV/m) | Factor (dB) | Type |
|---|---|---|---|---|---|---|---|---|
| 1 | | 10600.000 | 48.288 | 50.990 | -25.712 | 74.000 | -2.702 | PK |
| 2 | * | 15900.000 | 52.685 | 50.618 | -21.315 | 74.000 | 2.067 | PK |

| | |
|---|---|
| Profile: 2390387R | Page No.: 98 |
| Engineer: Pengchengyang | |
| Site: AC5 | Time: 2024/01/12 - 09:06 |
| Limit: FCC_Part15.209_RE(3m) | Margin: 0 |
| Probe: Horn_3117_00167055(1-18GHz) | Polarity: Vertical |
| EUT: POS | Power: 120 Vac / 60 Hz |
| Note: Mode 1：Transmit at 5300MHz by 802.11a with Ant2 | |

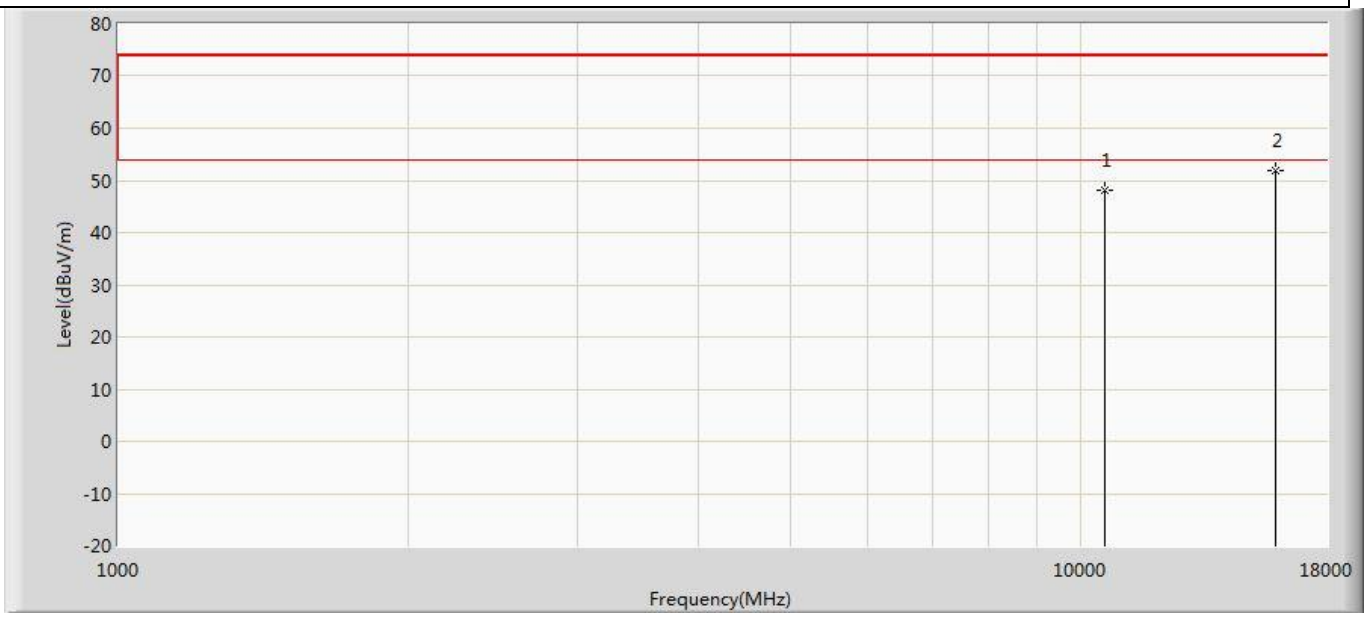


| No | Mark | Frequency (MHz) | Measure Level (dBuV/m) | Reading Level (dBuV) | Over Limit (dB) | Limit (dBuV/m) | Factor (dB) | Type |
|---|---|---|---|---|---|---|---|---|
| 1 | | 10600.000 | 48.215 | 50.917 | -25.785 | 74.000 | -2.702 | PK |
| 2 | * | 15900.000 | 51.878 | 49.811 | -22.122 | 74.000 | 2.067 | PK |

| | |
|---|---|
| Profile: 2390387R | Page No.: 99 |
| Engineer: Pengchengyang | |
| Site: AC5 | Time: 2024/01/12 - 09:06 |
| Limit: FCC_Part15.209_RE(3m) | Margin: 0 |
| Probe: Horn_3117_00167055(1-18GHz) | Polarity: Horizontal |
| EUT: POS | Power: 120 Vac / 60 Hz |
| Note: Mode 1：Transmit at 5320MHz by 802.11a with Ant2 | |

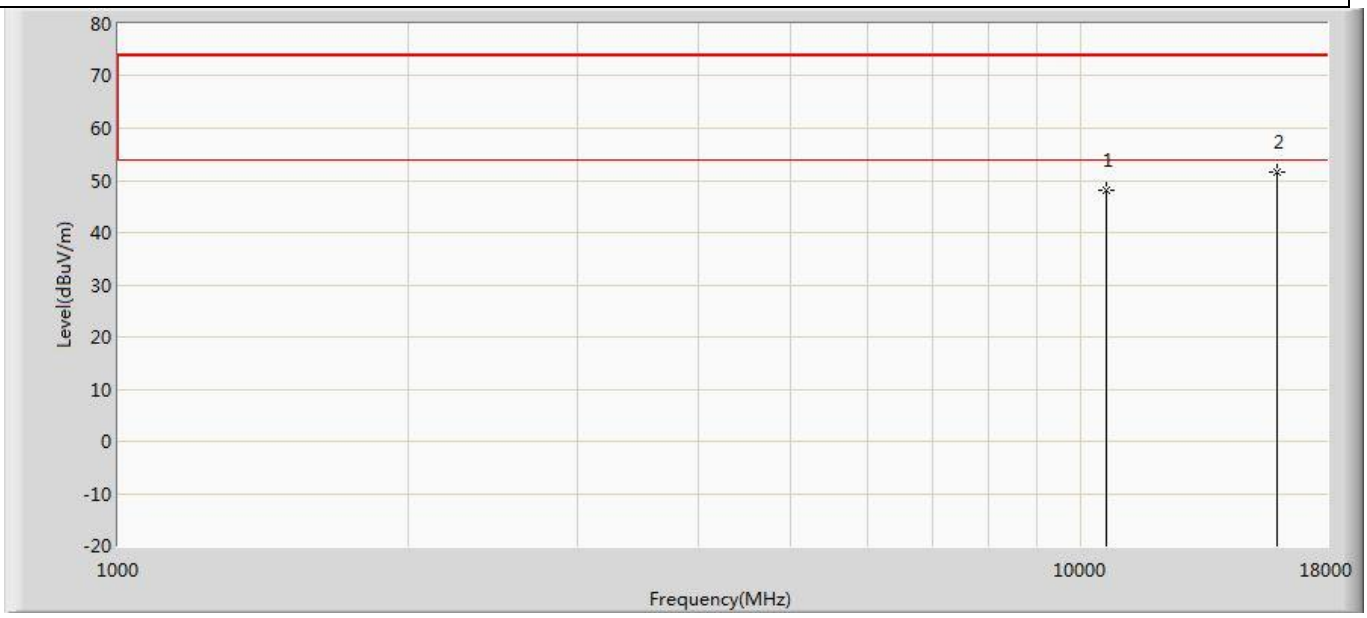


| No | Mark | Frequency (MHz) | Measure Level (dBuV/m) | Reading Level (dBuV) | Over Limit (dB) | Limit (dBuV/m) | Factor (dB) | Type |
|---|---|---|---|---|---|---|---|---|
| 1 | | 10640.000 | 48.124 | 51.488 | -25.876 | 74.000 | -3.364 | PK |
| 2 | * | 15960.000 | 51.501 | 50.368 | -22.499 | 74.000 | 1.133 | PK |

| | |
|---|---|
| Profile: 2390387R | Page No.: 100 |
| Engineer: Pengchengyang | |
| Site: AC5 | Time: 2024/01/12 - 09:06 |
| Limit: FCC_Part15.209_RE(3m) | Margin: 0 |
| Probe: Horn_3117_00167055(1-18GHz) | Polarity: Vertical |
| EUT: POS | Power: 120 Vac / 60 Hz |
| Note: Mode 1：Transmit at 5320MHz by 802.11a with Ant2 | |

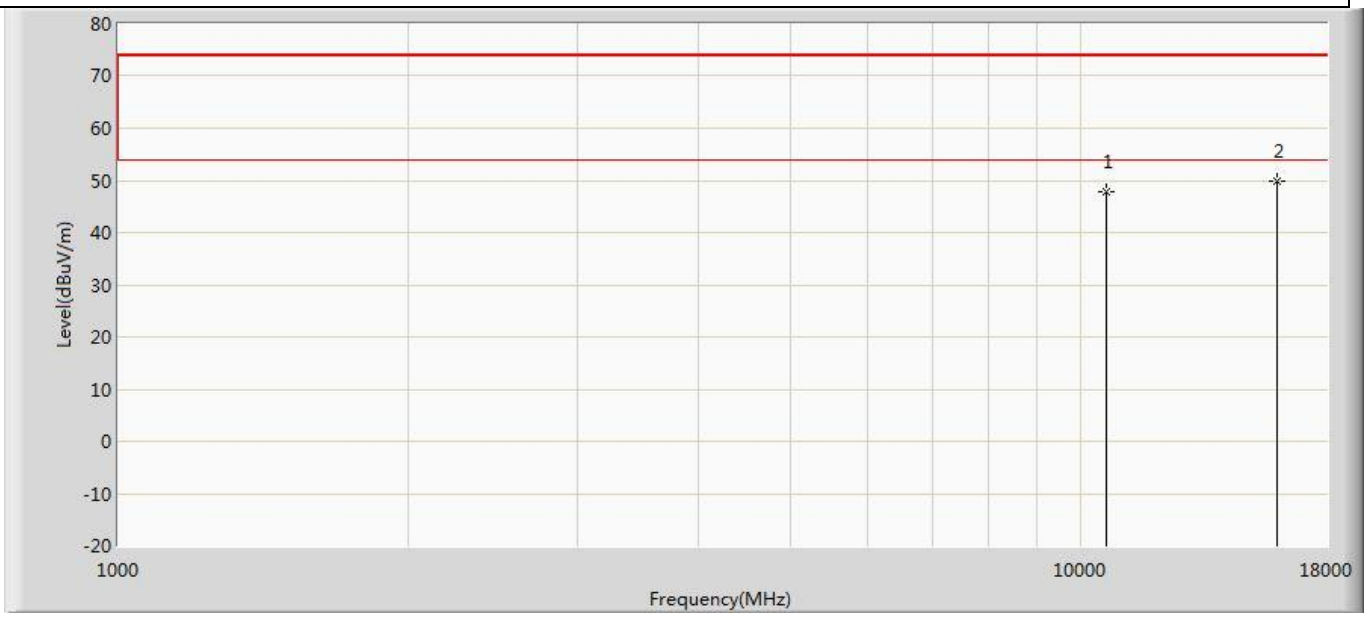


| No | Mark | Frequency (MHz) | Measure Level (dBuV/m) | Reading Level (dBuV) | Over Limit (dB) | Limit (dBuV/m) | Factor (dB) | Type |
|---|---|---|---|---|---|---|---|---|
| 1 | | 10640.000 | 47.785 | 51.149 | -26.215 | 74.000 | -3.364 | PK |
| 2 | * | 15960.000 | 49.719 | 48.586 | -24.281 | 74.000 | 1.133 | PK |

| | |
|---|---|
| Profile: 2390387R | Page No.: 101 |
| Engineer: Pengchengyang | |
| Site: AC5 | Time: 2024/01/12 - 09:06 |
| Limit: FCC_Part15.209_RE(3m) | Margin: 0 |
| Probe: Horn_3117_00167055(1-18GHz) | Polarity: Horizontal |
| EUT: POS | Power: 120 Vac / 60 Hz |
| Note: Mode 1：Transmit at 5500MHz by 802.11a with Ant2 | |

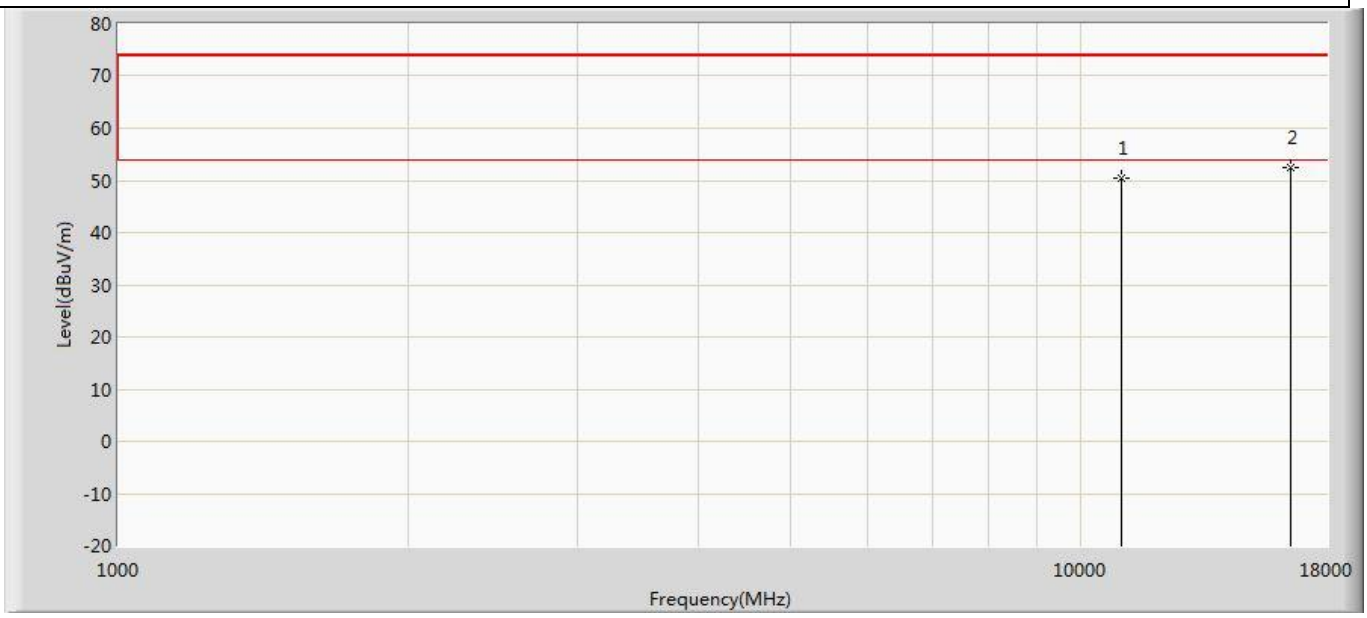


| No | Mark | Frequency (MHz) | Measure Level (dBuV/m) | Reading Level (dBuV) | Over Limit (dB) | Limit (dBuV/m) | Factor (dB) | Type |
|---|---|---|---|---|---|---|---|---|
| 1 | | 11000.000 | 50.305 | 52.193 | -23.695 | 74.000 | -1.888 | PK |
| 2 | * | 16500.000 | 52.344 | 47.411 | -21.656 | 74.000 | 4.933 | PK |

| | |
|---|---|
| Profile: 2390387R | Page No.: 102 |
| Engineer: Pengchengyang | |
| Site: AC5 | Time: 2024/01/12 - 09:06 |
| Limit: FCC_Part15.209_RE(3m) | Margin: 0 |
| Probe: Horn_3117_00167055(1-18GHz) | Polarity: Vertical |
| EUT: POS | Power: 120 Vac / 60 Hz |
| Note: Mode 1：Transmit at 5500MHz by 802.11a with Ant2 | |

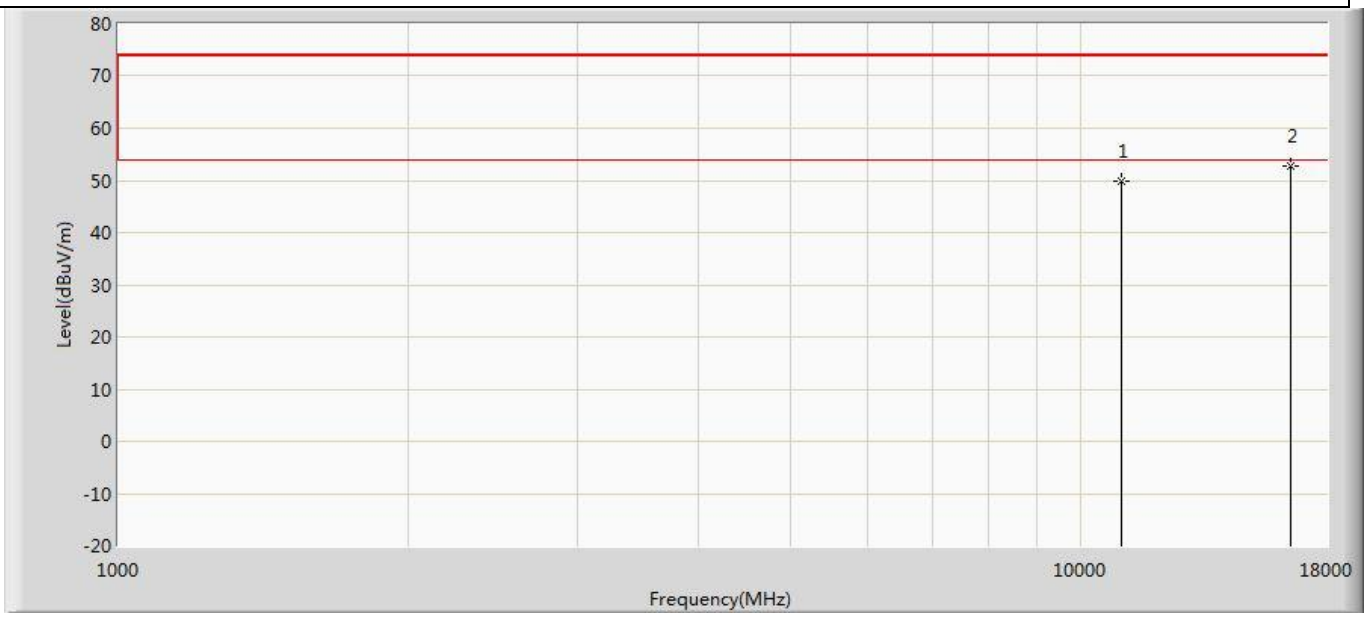


| No | Mark | Frequency (MHz) | Measure Level (dBuV/m) | Reading Level (dBuV) | Over Limit (dB) | Limit (dBuV/m) | Factor (dB) | Type |
|---|---|---|---|---|---|---|---|---|
| 1 | | 11000.000 | 49.721 | 51.609 | -24.279 | 74.000 | -1.888 | PK |
| 2 | * | 16500.000 | 52.610 | 47.677 | -21.390 | 74.000 | 4.933 | PK |

| | |
|---|---|
| Profile: 2390387R | Page No.: 103 |
| Engineer: Pengchengyang | |
| Site: AC5 | Time: 2024/01/12 - 09:06 |
| Limit: FCC_Part15.209_RE(3m) | Margin: 0 |
| Probe: Horn_3117_00167055(1-18GHz) | Polarity: Horizontal |
| EUT: POS | Power: 120 Vac / 60 Hz |
| Note: Mode 1：Transmit at 5580MHz by 802.11a with Ant2 | |

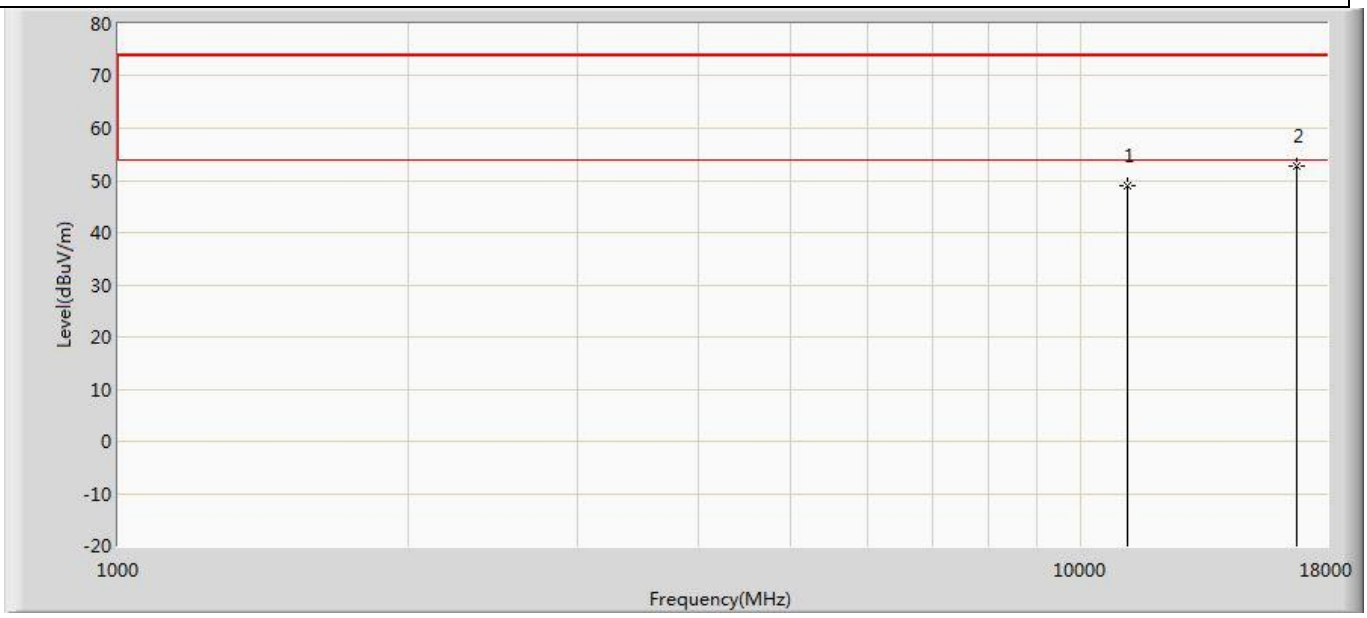


| No | Mark | Frequency (MHz) | Measure Level (dBuV/m) | Reading Level (dBuV) | Over Limit (dB) | Limit (dBuV/m) | Factor (dB) | Type |
|---|---|---|---|---|---|---|---|---|
| 1 | | 11160.000 | 48.955 | 50.140 | -25.045 | 74.000 | -1.185 | PK |
| 2 | * | 16740.000 | 52.652 | 48.594 | -21.348 | 74.000 | 4.058 | PK |

| | |
|---|---|
| Profile: 2390387R | Page No.: 104 |
| Engineer: Pengchengyang | |
| Site: AC5 | Time: 2024/01/12 - 09:06 |
| Limit: FCC_Part15.209_RE(3m) | Margin: 0 |
| Probe: Horn_3117_00167055(1-18GHz) | Polarity: Vertical |
| EUT: POS | Power: 120 Vac / 60 Hz |
| Note: Mode 1：Transmit at 5580MHz by 802.11a with Ant2 | |

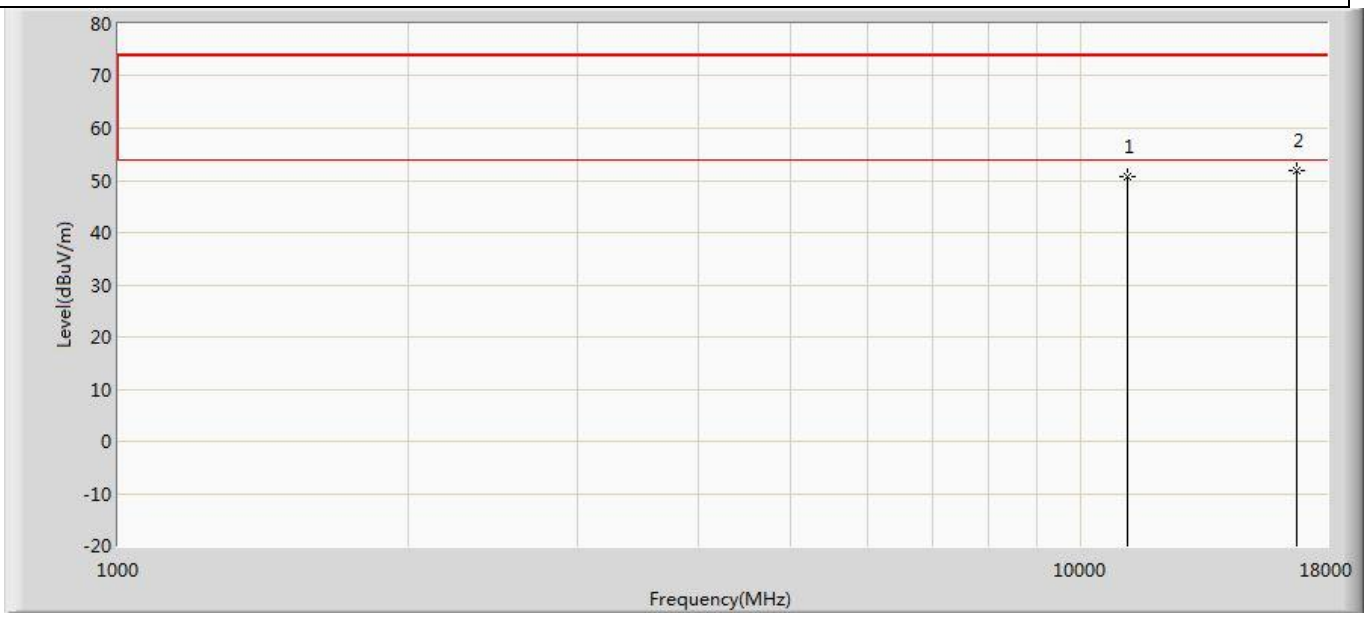


| No | Mark | Frequency (MHz) | Measure Level (dBuV/m) | Reading Level (dBuV) | Over Limit (dB) | Limit (dBuV/m) | Factor (dB) | Type |
|---|---|---|---|---|---|---|---|---|
| 1 | | 11160.000 | 50.686 | 51.871 | -23.314 | 74.000 | -1.185 | PK |
| 2 | * | 16740.000 | 51.924 | 47.866 | -22.076 | 74.000 | 4.058 | PK |

| | |
|---|---|
| Profile: 2390387R | Page No.: 105 |
| Engineer: Pengchengyang | |
| Site: AC5 | Time: 2024/01/12 - 09:06 |
| Limit: FCC_Part15.209_RE(3m) | Margin: 0 |
| Probe: Horn_3117_00167055(1-18GHz) | Polarity: Horizontal |
| EUT: POS | Power: 120 Vac / 60 Hz |
| Note: Mode 1：Transmit at 5700MHz by 802.11a with Ant2 | |

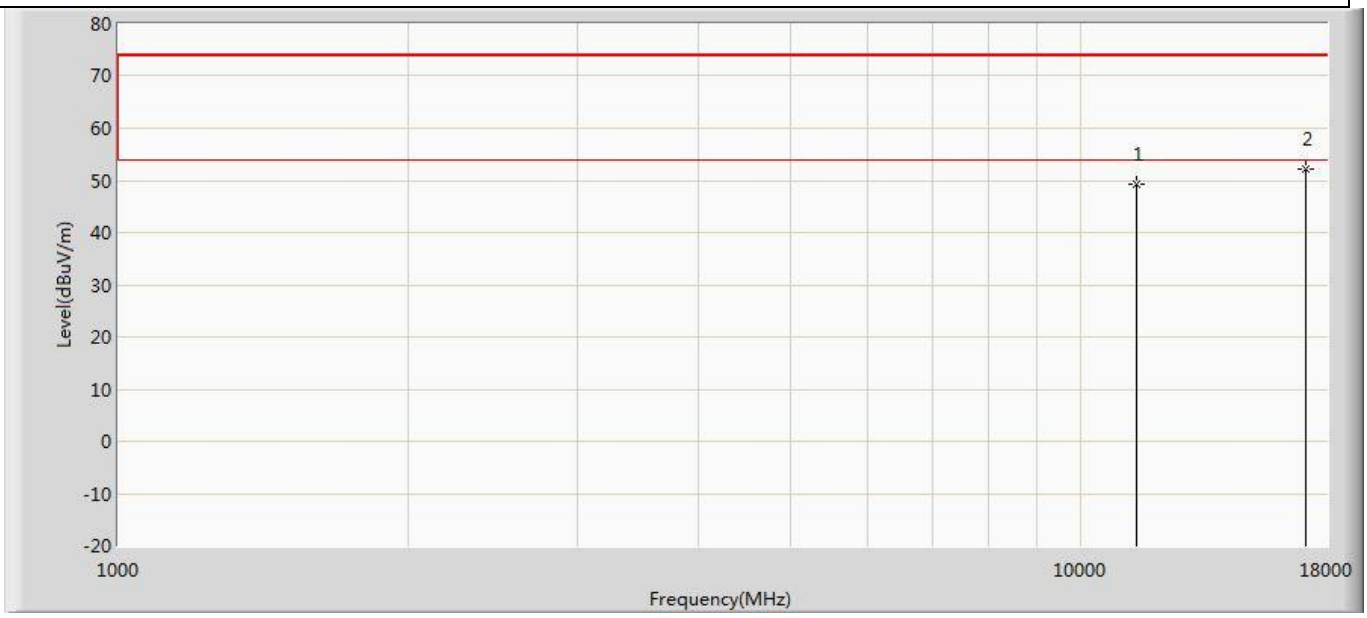


| No | Mark | Frequency (MHz) | Measure Level (dBuV/m) | Reading Level (dBuV) | Over Limit (dB) | Limit (dBuV/m) | Factor (dB) | Type |
|---|---|---|---|---|---|---|---|---|
| 1 | | 11400.000 | 49.172 | 50.214 | -24.828 | 74.000 | -1.042 | PK |
| 2 | * | 17100.000 | 52.120 | 47.333 | -21.880 | 74.000 | 4.787 | PK |

| | |
|---|---|
| Profile: 2390387R | Page No.: 106 |
| Engineer: Pengchengyang | |
| Site: AC5 | Time: 2024/01/12 - 09:06 |
| Limit: FCC_Part15.209_RE(3m) | Margin: 0 |
| Probe: Horn_3117_00167055(1-18GHz) | Polarity: Vertical |
| EUT: POS | Power: 120 Vac / 60 Hz |
| Note: Mode 1：Transmit at 5700MHz by 802.11a with Ant2 | |

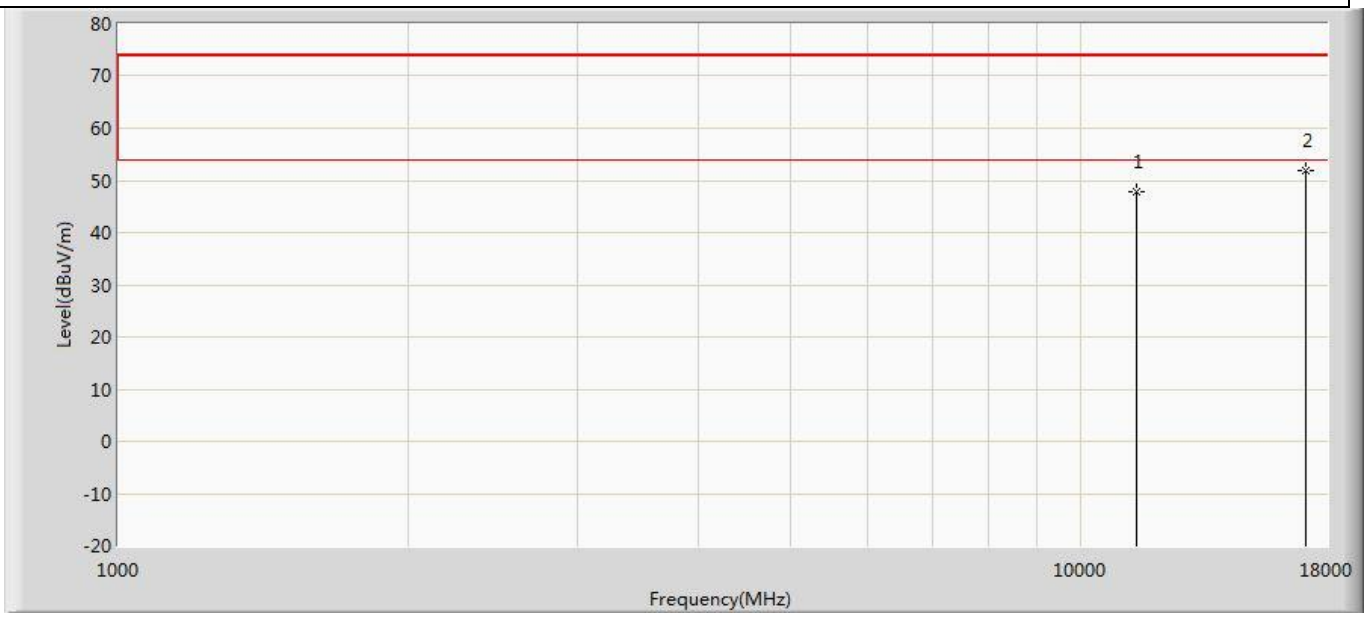


| No | Mark | Frequency (MHz) | Measure Level (dBuV/m) | Reading Level (dBuV) | Over Limit (dB) | Limit (dBuV/m) | Factor (dB) | Type |
|---|---|---|---|---|---|---|---|---|
| 1 | | 11400.000 | 47.955 | 48.997 | -26.045 | 74.000 | -1.042 | PK |
| 2 | * | 17100.000 | 51.920 | 47.133 | -22.080 | 74.000 | 4.787 | PK |

| | |
|---|---|
| Profile: 2390387R | Page No.: 29 |
| Engineer: Pengchengyang | |
| Site: AC5 | Time: 2024/01/12 - 09:03 |
| Limit: FCC_Part15.209_RE(3m) | Margin: 0 |
| Probe: Horn_3117_00167055(1-18GHz) | Polarity: Horizontal |
| EUT: POS | Power: 120 Vac / 60 Hz |
| Note: Mode 1：Transmit at 5745MHz by 802.11a with Ant2 | |

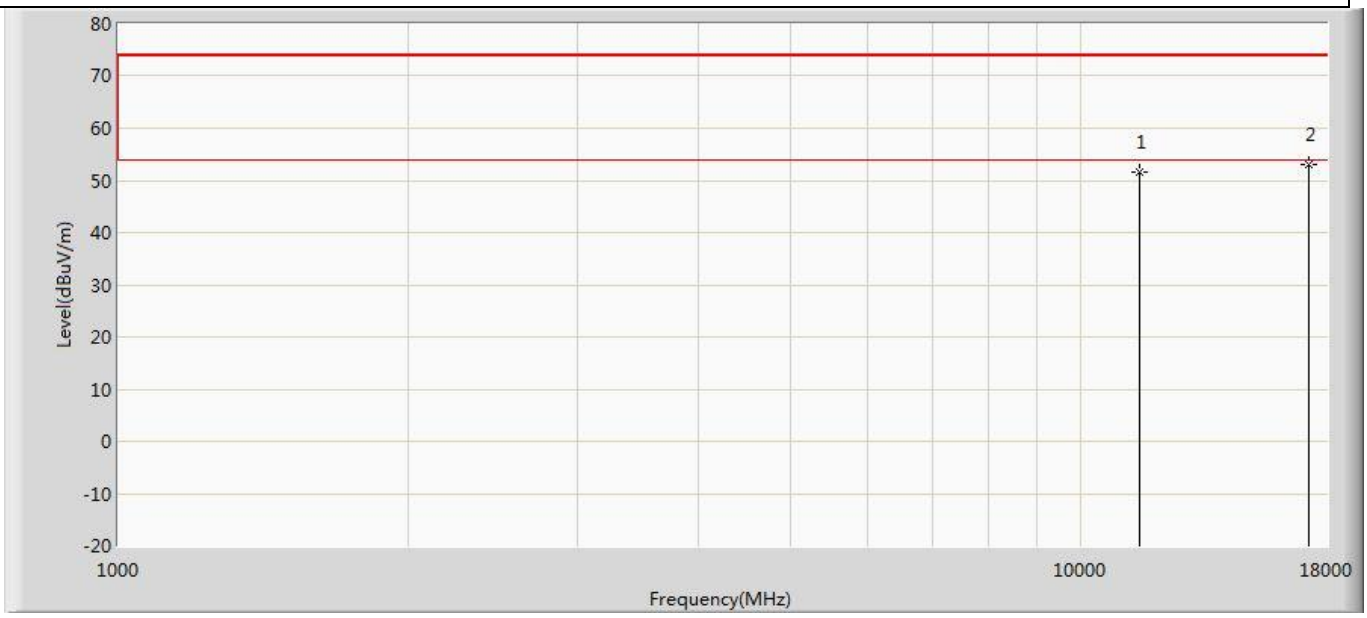


| No | Mark | Frequency (MHz) | Measure Level (dBuV/m) | Reading Level (dBuV) | Over Limit (dB) | Limit (dBuV/m) | Factor (dB) | Type |
|---|---|---|---|---|---|---|---|---|
| 1 | | 11490.000 | 51.465 | 51.989 | -22.535 | 74.000 | -0.524 | PK |
| 2 | * | 17235.000 | 52.903 | 47.466 | -21.097 | 74.000 | 5.437 | PK |

| | |
|---|---|
| Profile: 2390387R | Page No.: 30 |
| Engineer: Pengchengyang | |
| Site: AC5 | Time: 2024/01/12 - 09:03 |
| Limit: FCC_Part15.209_RE(3m) | Margin: 0 |
| Probe: Horn_3117_00167055(1-18GHz) | Polarity: Vertical |
| EUT: POS | Power: 120 Vac / 60 Hz |
| Note: Mode 1：Transmit at 5745MHz by 802.11a with Ant2 | |

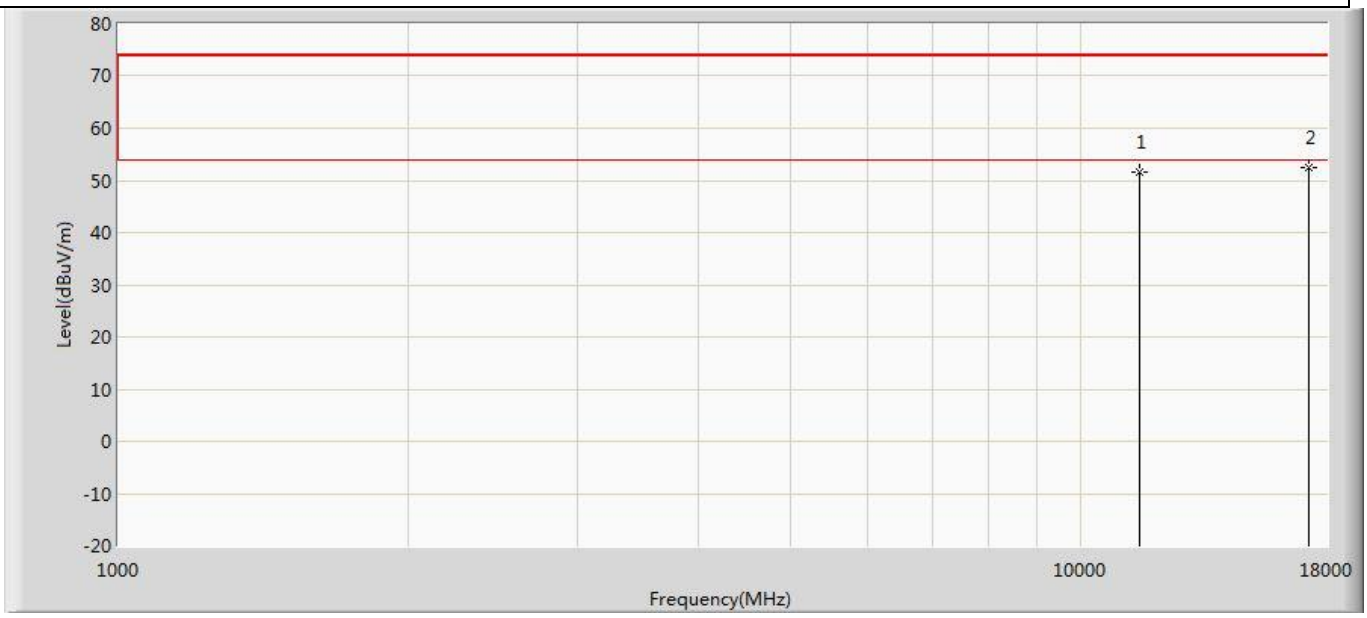


| No | Mark | Frequency (MHz) | Measure Level (dBuV/m) | Reading Level (dBuV) | Over Limit (dB) | Limit (dBuV/m) | Factor (dB) | Type |
|---|---|---|---|---|---|---|---|---|
| 1 | | 11490.000 | 51.471 | 51.995 | -22.529 | 74.000 | -0.524 | PK |
| 2 | * | 17235.000 | 52.519 | 47.082 | -21.481 | 74.000 | 5.437 | PK |

| | |
|---|---|
| Profile: 2390387R | Page No.: 31 |
| Engineer: Pengchengyang | |
| Site: AC5 | Time: 2024/01/12 - 09:03 |
| Limit: FCC_Part15.209_RE(3m) | Margin: 0 |
| Probe: Horn_3117_00167055(1-18GHz) | Polarity: Horizontal |
| EUT: POS | Power: 120 Vac / 60 Hz |
| Note: Mode 1：Transmit at 5785MHz by 802.11a with Ant2 | |

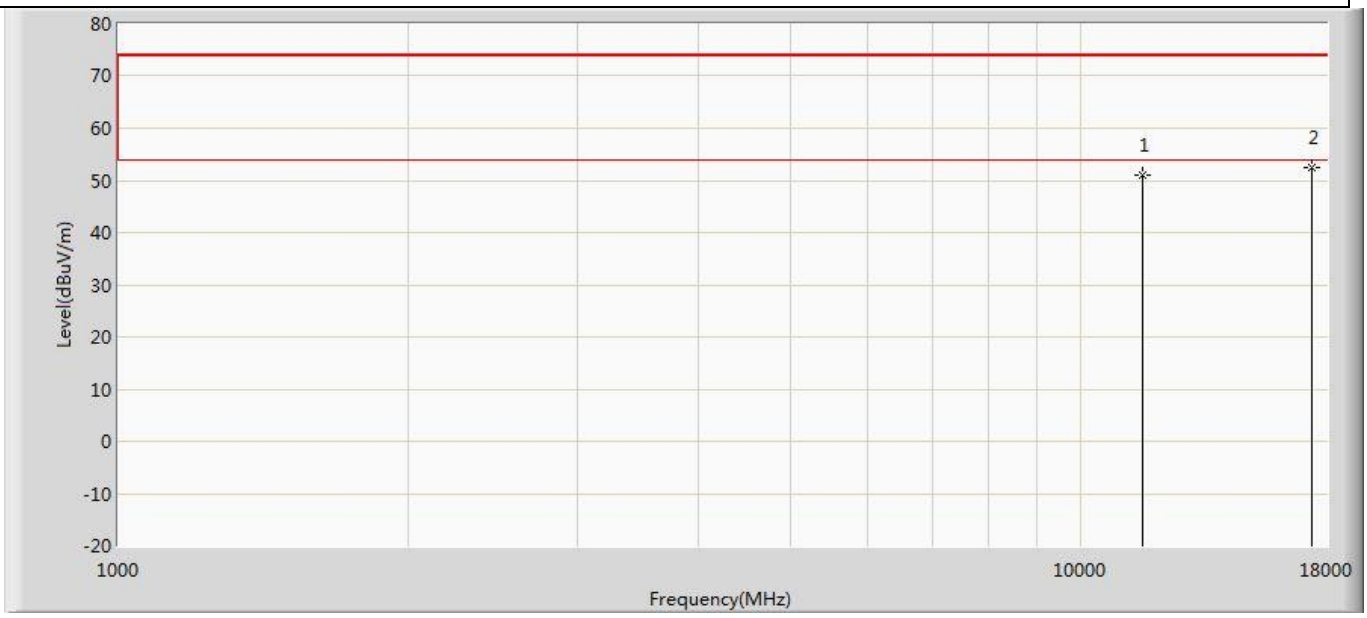


| No | Mark | Frequency (MHz) | Measure Level (dBuV/m) | Reading Level (dBuV) | Over Limit (dB) | Limit (dBuV/m) | Factor (dB) | Type |
|---|---|---|---|---|---|---|---|---|
| 1 | | 11570.000 | 50.970 | 52.159 | -23.030 | 74.000 | -1.189 | PK |
| 2 | * | 17355.000 | 52.573 | 48.111 | -21.427 | 74.000 | 4.461 | PK |

| | |
|---|---|
| Profile: 2390387R | Page No.: 32 |
| Engineer: Pengchengyang | |
| Site: AC5 | Time: 2024/01/12 - 09:03 |
| Limit: FCC_Part15.209_RE(3m) | Margin: 0 |
| Probe: Horn_3117_00167055(1-18GHz) | Polarity: Vertical |
| EUT: POS | Power: 120 Vac / 60 Hz |
| Note: Mode 1：Transmit at 5785MHz by 802.11a with Ant2 | |

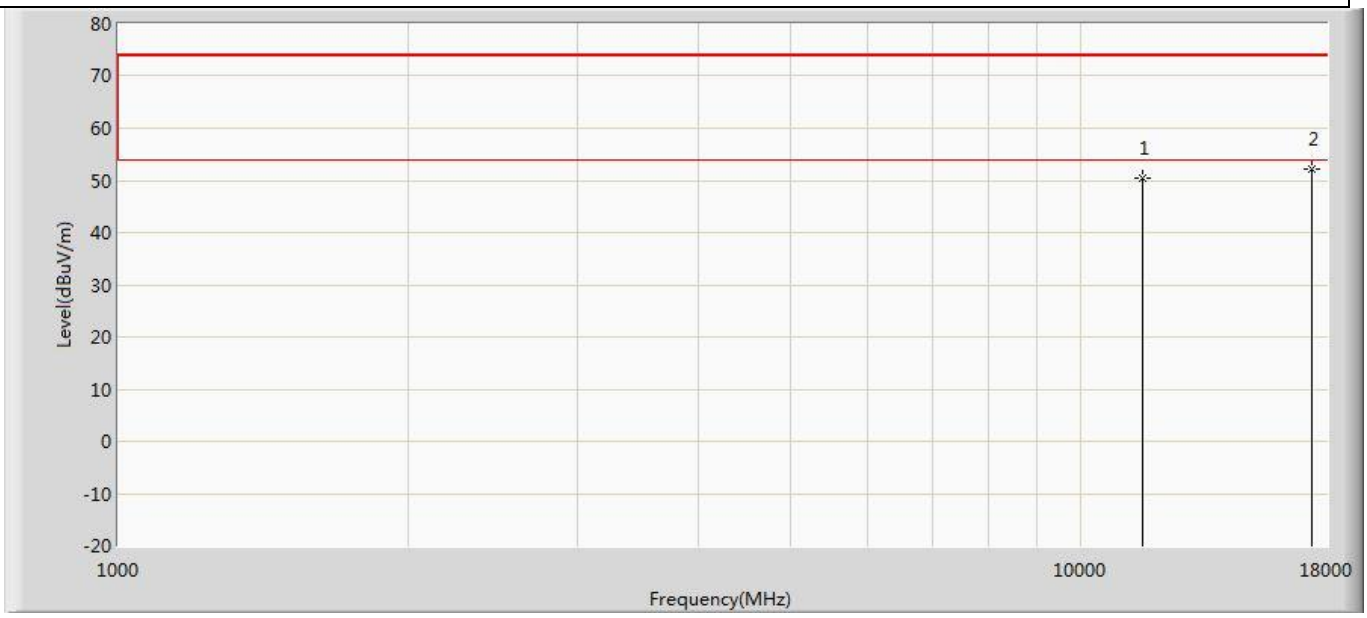


| No | Mark | Frequency (MHz) | Measure Level (dBuV/m) | Reading Level (dBuV) | Over Limit (dB) | Limit (dBuV/m) | Factor (dB) | Type |
|---|---|---|---|---|---|---|---|---|
| 1 | | 11570.000 | 50.495 | 51.684 | -23.505 | 74.000 | -1.189 | PK |
| 2 | * | 17355.000 | 52.254 | 47.792 | -21.746 | 74.000 | 4.461 | PK |

| | |
|---|---|
| Profile: 2390387R | Page No.: 33 |
| Engineer: Pengchengyang | |
| Site: AC5 | Time: 2024/01/12 - 09:03 |
| Limit: FCC_Part15.209_RE(3m) | Margin: 0 |
| Probe: Horn_3117_00167055(1-18GHz) | Polarity: Horizontal |
| EUT: POS | Power: 120 Vac / 60 Hz |
| Note: Mode 1：Transmit at 5825MHz by 802.11a with Ant2 | |

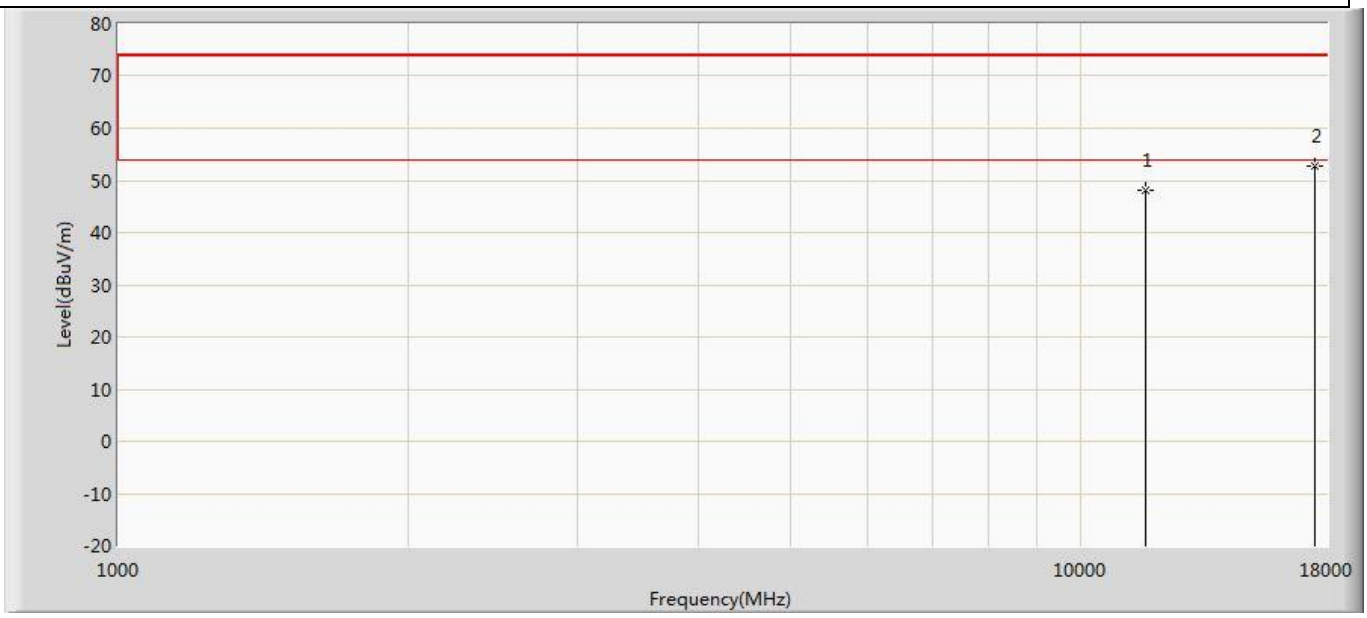


| No | Mark | Frequency (MHz) | Measure Level (dBuV/m) | Reading Level (dBuV) | Over Limit (dB) | Limit (dBuV/m) | Factor (dB) | Type |
|---|---|---|---|---|---|---|---|---|
| 1 | | 11650.000 | 48.145 | 49.821 | -25.855 | 74.000 | -1.676 | PK |
| 2 | * | 17475.000 | 52.844 | 48.650 | -21.156 | 74.000 | 4.195 | PK |

| | |
|---|---|
| Profile: 2390387R | Page No.: 34 |
| Engineer: Pengchengyang | |
| Site: AC5 | Time: 2024/01/12 - 09:03 |
| Limit: FCC_Part15.209_RE(3m) | Margin: 0 |
| Probe: Horn_3117_00167055(1-18GHz) | Polarity: Vertical |
| EUT: POS | Power: 120 Vac / 60 Hz |
| Note: Mode 1：Transmit at 5825MHz by 802.11a with Ant2 | |

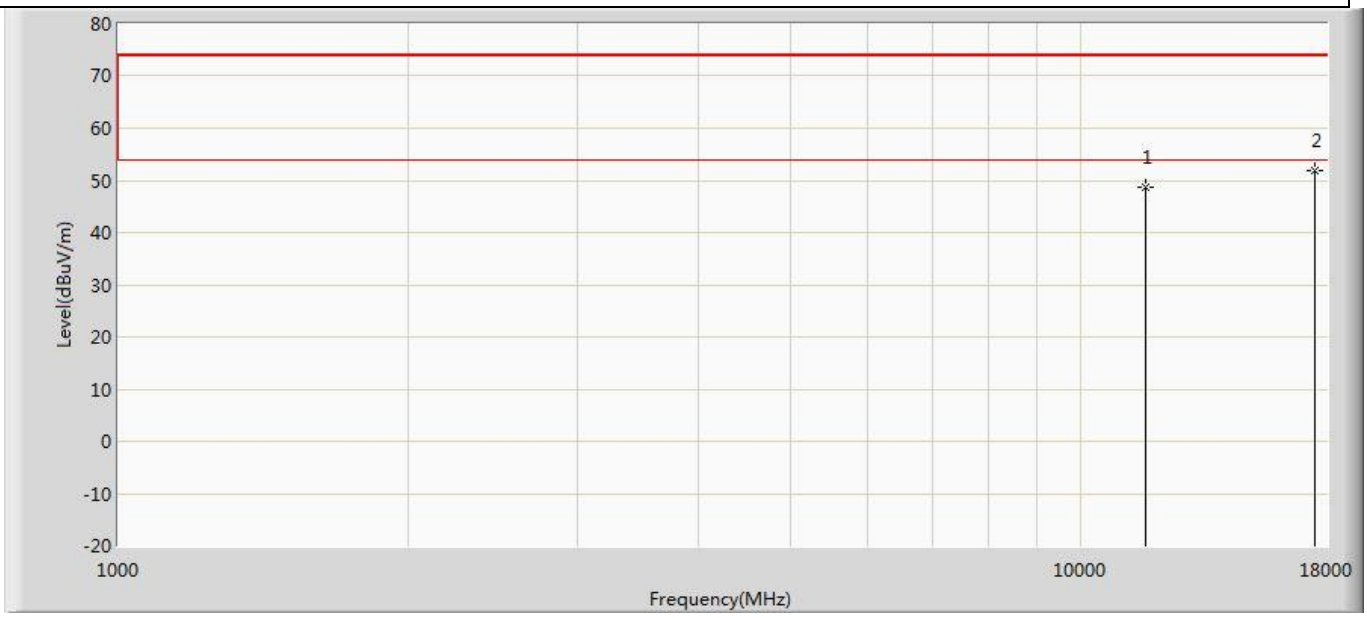


| No | Mark | Frequency (MHz) | Measure Level (dBuV/m) | Reading Level (dBuV) | Over Limit (dB) | Limit (dBuV/m) | Factor (dB) | Type |
|---|---|---|---|---|---|---|---|---|
| 1 | | 11650.000 | 48.804 | 50.480 | -25.196 | 74.000 | -1.676 | PK |
| 2 | * | 17475.000 | 51.922 | 47.728 | -22.078 | 74.000 | 4.195 | PK |

| | |
|---|---|
| Profile: 2390387R | Page No.: 107 |
| Engineer: Pengchengyang | |
| Site: AC5 | Time: 2024/01/12 - 09:06 |
| Limit: FCC_Part15.209_RE(3m) | Margin: 0 |
| Probe: Horn_3117_00167055(1-18GHz) | Polarity: Horizontal |
| EUT: POS | Power: 120 Vac / 60 Hz |
| Note: Mode 2：Transmit at 5180MHz by 802.11n(20MHz) with Ant2 | |

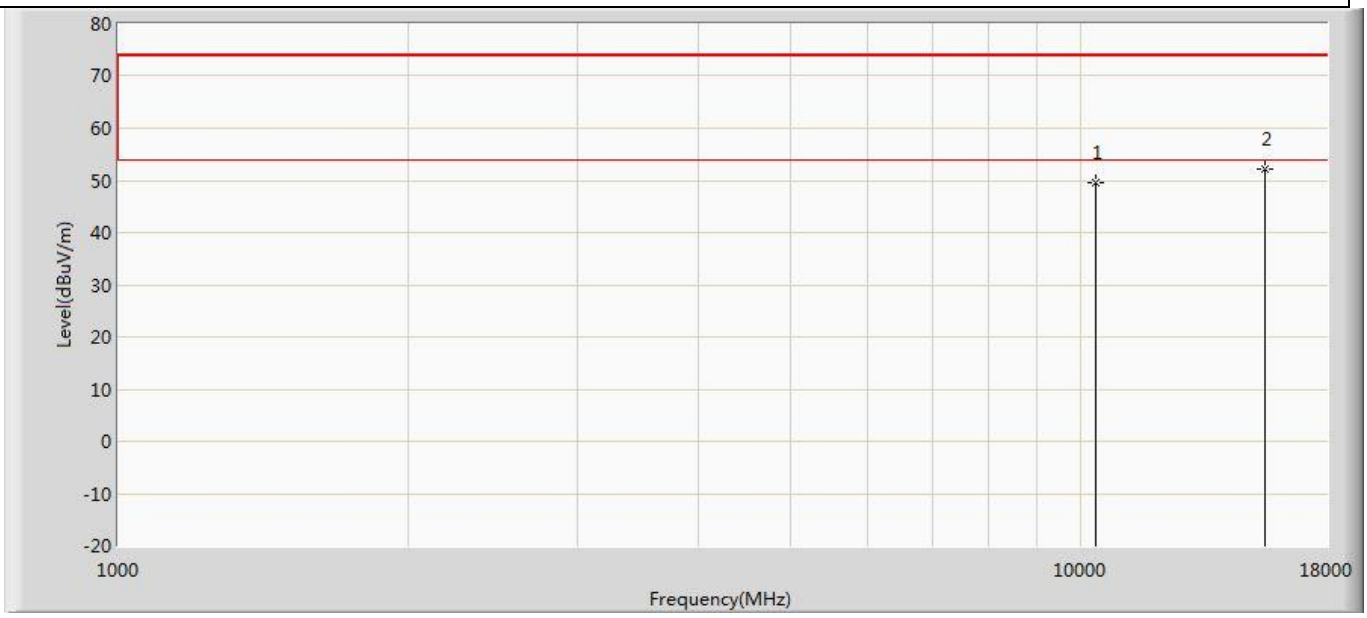


| No | Mark | Frequency (MHz) | Measure Level (dBuV/m) | Reading Level (dBuV) | Over Limit (dB) | Limit (dBuV/m) | Factor (dB) | Type |
|---|---|---|---|---|---|---|---|---|
| 1 | | 10360.000 | 49.613 | 53.019 | -24.387 | 74.000 | -3.406 | PK |
| 2 | * | 15540.000 | 52.127 | 51.084 | -21.873 | 74.000 | 1.043 | PK |

| | |
|---|---|
| Profile: 2390387R | Page No.: 108 |
| Engineer: Pengchengyang | |
| Site: AC5 | Time: 2024/01/12 - 09:07 |
| Limit: FCC_Part15.209_RE(3m) | Margin: 0 |
| Probe: Horn_3117_00167055(1-18GHz) | Polarity: Vertical |
| EUT: POS | Power: 120 Vac / 60 Hz |
| Note: Mode 2：Transmit at 5180MHz by 802.11n(20MHz) with Ant2 | |

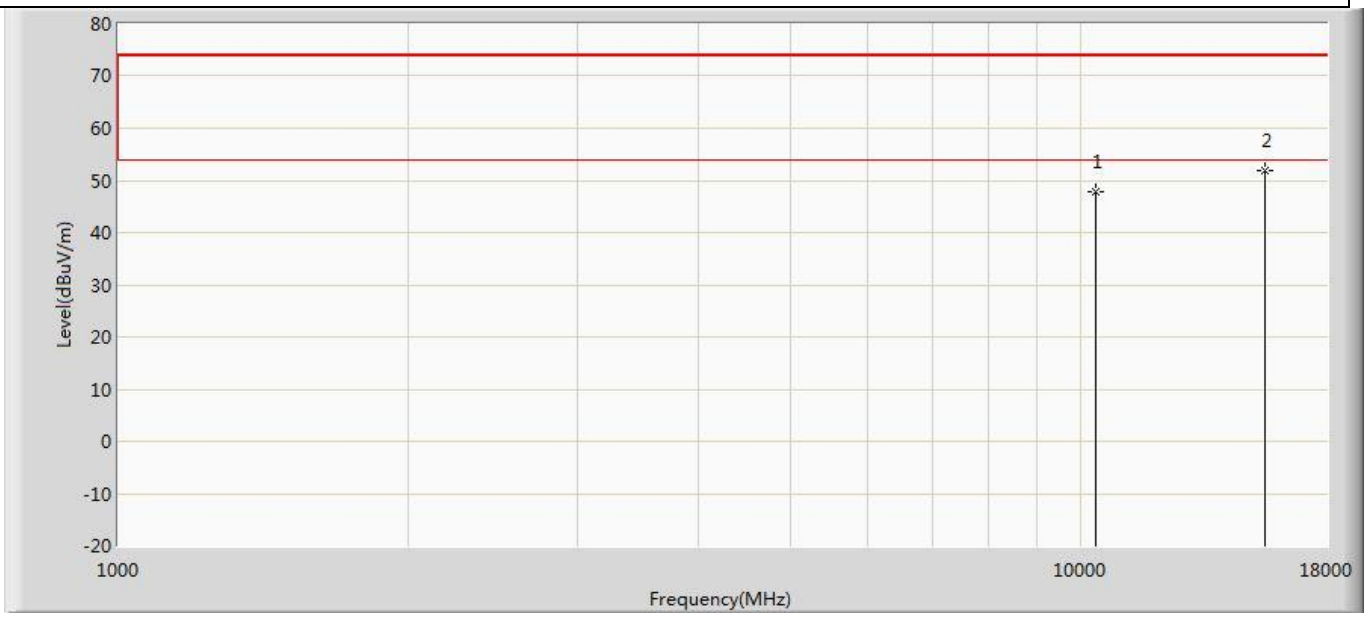


| No | Mark | Frequency (MHz) | Measure Level (dBuV/m) | Reading Level (dBuV) | Over Limit (dB) | Limit (dBuV/m) | Factor (dB) | Type |
|---|---|---|---|---|---|---|---|---|
| 1 | | 10360.000 | 47.803 | 51.209 | -26.197 | 74.000 | -3.406 | PK |
| 2 | * | 15540.000 | 51.910 | 50.867 | -22.090 | 74.000 | 1.043 | PK |

| | |
|---|---|
| Profile: 2390387R | Page No.: 109 |
| Engineer: Pengchengyang | |
| Site: AC5 | Time: 2024/01/12 - 09:07 |
| Limit: FCC_Part15.209_RE(3m) | Margin: 0 |
| Probe: Horn_3117_00167055(1-18GHz) | Polarity: Horizontal |
| EUT: POS | Power: 120 Vac / 60 Hz |
| Note: Mode 2：Transmit at 5220MHz by 802.11n(20MHz) with Ant2 | |

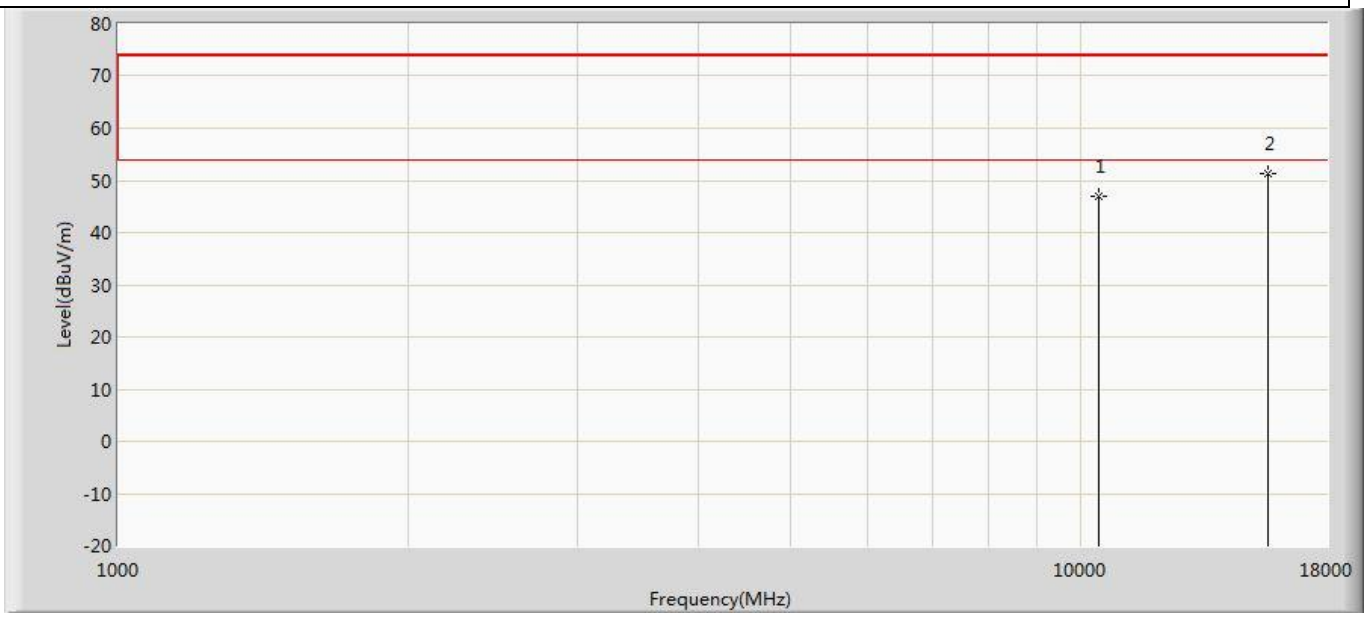


| No | Mark | Frequency (MHz) | Measure Level (dBuV/m) | Reading Level (dBuV) | Over Limit (dB) | Limit (dBuV/m) | Factor (dB) | Type |
|---|---|---|---|---|---|---|---|---|
| 1 | | 10440.000 | 47.041 | 50.335 | -26.959 | 74.000 | -3.294 | PK |
| 2 | * | 15660.000 | 51.171 | 50.160 | -22.829 | 74.000 | 1.011 | PK |

| | |
|---|---|
| Profile: 2390387R | Page No.: 110 |
| Engineer: Pengchengyang | |
| Site: AC5 | Time: 2024/01/12 - 09:07 |
| Limit: FCC_Part15.209_RE(3m) | Margin: 0 |
| Probe: Horn_3117_00167055(1-18GHz) | Polarity: Vertical |
| EUT: POS | Power: 120 Vac / 60 Hz |
| Note: Mode 2：Transmit at 5220MHz by 802.11n(20MHz) with Ant2 | |

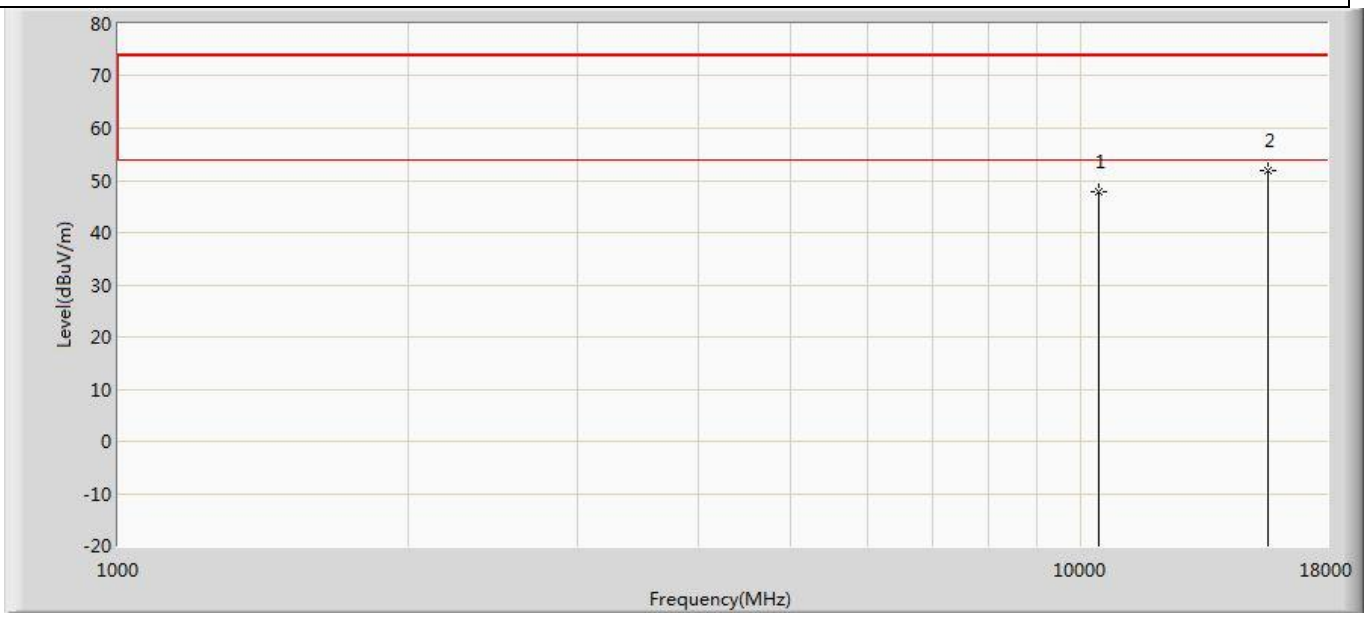


| No | Mark | Frequency (MHz) | Measure Level (dBuV/m) | Reading Level (dBuV) | Over Limit (dB) | Limit (dBuV/m) | Factor (dB) | Type |
|---|---|---|---|---|---|---|---|---|
| 1 | | 10440.000 | 47.747 | 51.041 | -26.253 | 74.000 | -3.294 | PK |
| 2 | * | 15660.000 | 51.812 | 50.801 | -22.188 | 74.000 | 1.011 | PK |

| | |
|---|---|
| Profile: 2390387R | Page No.: 111 |
| Engineer: Pengchengyang | |
| Site: AC5 | Time: 2024/01/12 - 09:07 |
| Limit: FCC_Part15.209_RE(3m) | Margin: 0 |
| Probe: Horn_3117_00167055(1-18GHz) | Polarity: Horizontal |
| EUT: POS | Power: 120 Vac / 60 Hz |
| Note: Mode 2：Transmit at 5240MHz by 802.11n(20MHz) with Ant2 | |

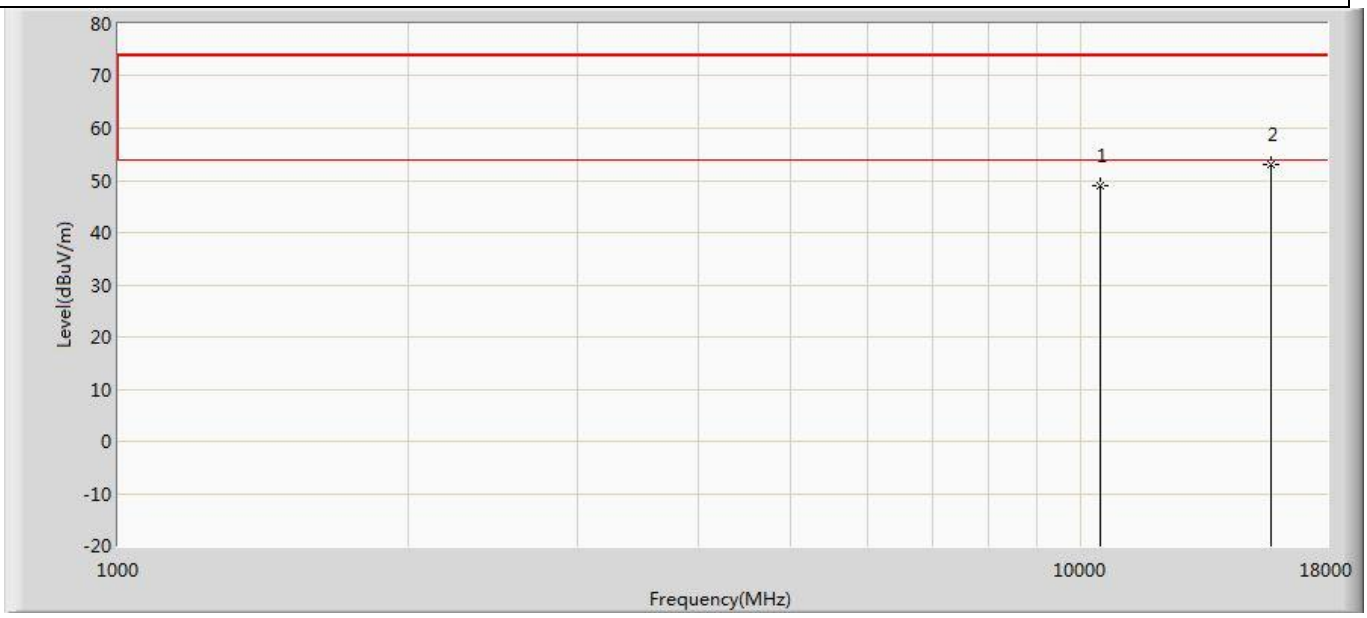


| No | Mark | Frequency (MHz) | Measure Level (dBuV/m) | Reading Level (dBuV) | Over Limit (dB) | Limit (dBuV/m) | Factor (dB) | Type |
|---|---|---|---|---|---|---|---|---|
| 1 | | 10480.000 | 48.897 | 52.176 | -25.103 | 74.000 | -3.279 | PK |
| 2 | * | 15720.000 | 52.919 | 51.399 | -21.081 | 74.000 | 1.520 | PK |

| | |
|---|---|
| Profile: 2390387R | Page No.: 112 |
| Engineer: Pengchengyang | |
| Site: AC5 | Time: 2024/01/12 - 09:07 |
| Limit: FCC_Part15.209_RE(3m) | Margin: 0 |
| Probe: Horn_3117_00167055(1-18GHz) | Polarity: Vertical |
| EUT: POS | Power: 120 Vac / 60 Hz |
| Note: Mode 2：Transmit at 5240MHz by 802.11n(20MHz) with Ant2 | |

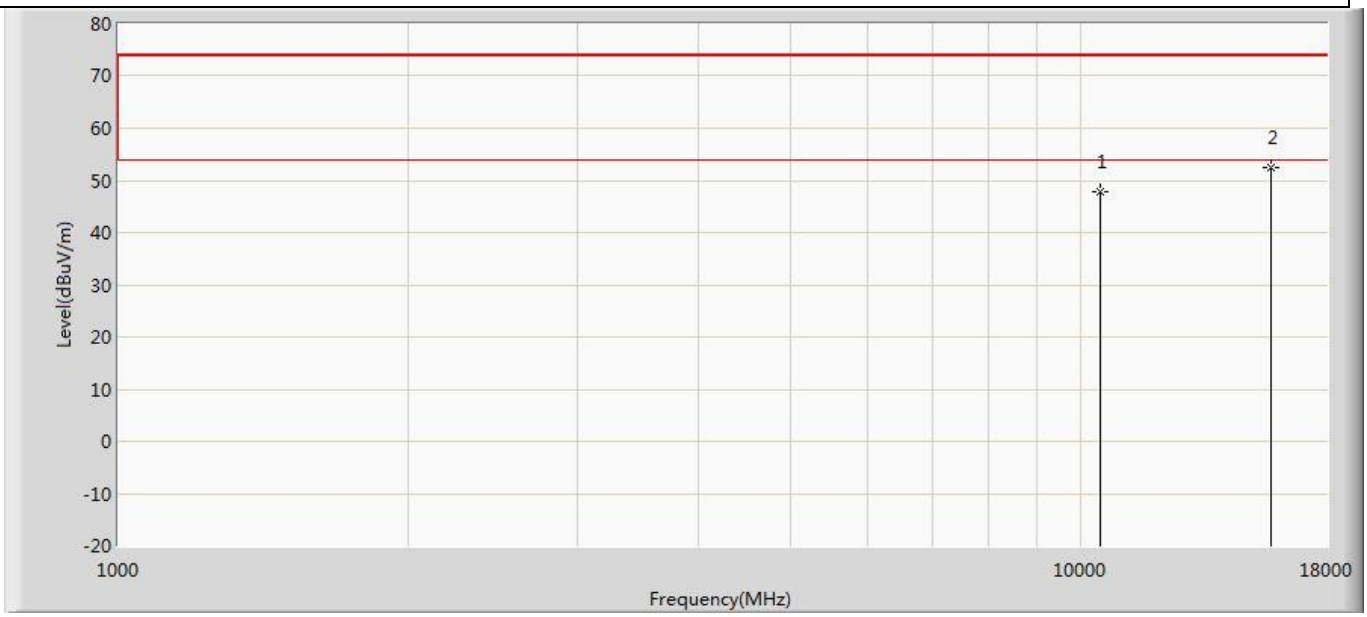


| No | Mark | Frequency (MHz) | Measure Level (dBuV/m) | Reading Level (dBuV) | Over Limit (dB) | Limit (dBuV/m) | Factor (dB) | Type |
|---|---|---|---|---|---|---|---|---|
| 1 | | 10480.000 | 47.799 | 51.078 | -26.201 | 74.000 | -3.279 | PK |
| 2 | * | 15720.000 | 52.388 | 50.868 | -21.612 | 74.000 | 1.520 | PK |

| | |
|---|---|
| Profile: 2390387R | Page No.: 113 |
| Engineer: Pengchengyang | |
| Site: AC5 | Time: 2024/01/12 - 09:07 |
| Limit: FCC_Part15.209_RE(3m) | Margin: 0 |
| Probe: Horn_3117_00167055(1-18GHz) | Polarity: Horizontal |
| EUT: POS | Power: 120 Vac / 60 Hz |
| Note: Mode 2：Transmit at 5260MHz by 802.11n(20MHz) with Ant2 | |

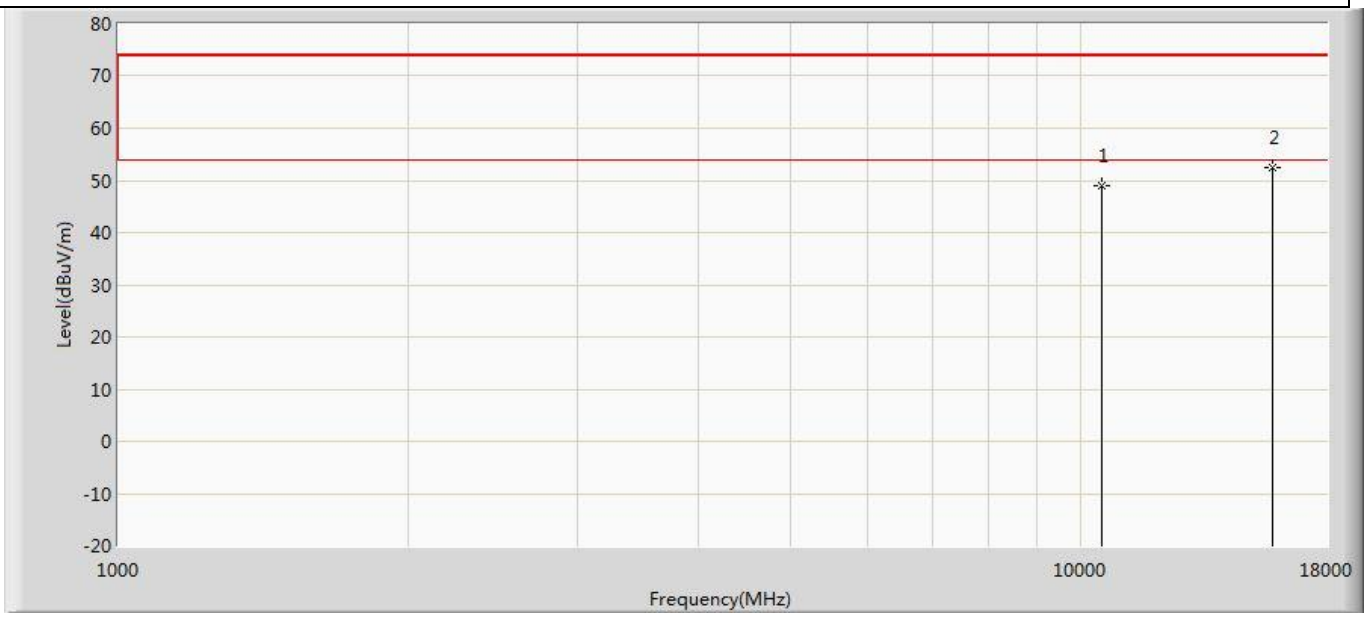


| No | Mark | Frequency (MHz) | Measure Level (dBuV/m) | Reading Level (dBuV) | Over Limit (dB) | Limit (dBuV/m) | Factor (dB) | Type |
|---|---|---|---|---|---|---|---|---|
| 1 | | 10520.000 | 48.901 | 52.140 | -25.099 | 74.000 | -3.239 | PK |
| 2 | * | 15780.000 | 52.419 | 51.161 | -21.581 | 74.000 | 1.257 | PK |

| | |
|---|---|
| Profile: 2390387R | Page No.: 114 |
| Engineer: Pengchengyang | |
| Site: AC5 | Time: 2024/01/12 - 09:07 |
| Limit: FCC_Part15.209_RE(3m) | Margin: 0 |
| Probe: Horn_3117_00167055(1-18GHz) | Polarity: Vertical |
| EUT: POS | Power: 120 Vac / 60 Hz |
| Note: Mode 2：Transmit at 5260MHz by 802.11n(20MHz) with Ant2 | |

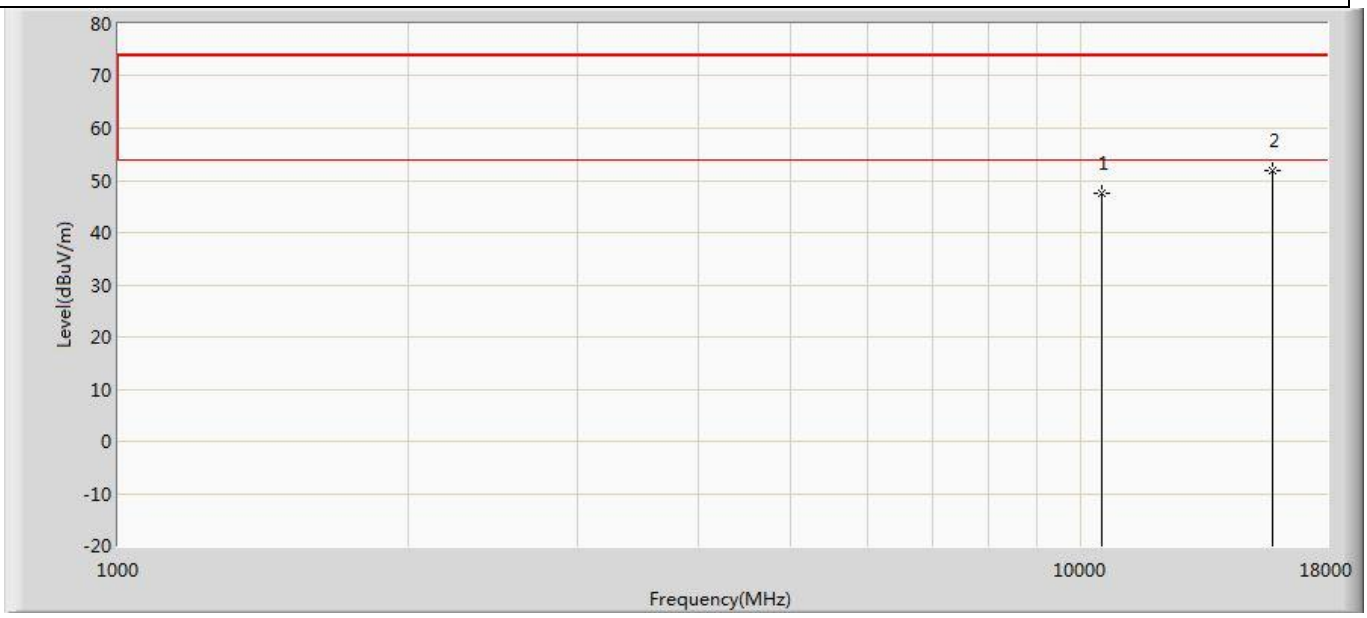


| No | Mark | Frequency (MHz) | Measure Level (dBuV/m) | Reading Level (dBuV) | Over Limit (dB) | Limit (dBuV/m) | Factor (dB) | Type |
|---|---|---|---|---|---|---|---|---|
| 1 | | 10520.000 | 47.585 | 50.824 | -26.415 | 74.000 | -3.239 | PK |
| 2 | * | 15780.000 | 52.021 | 50.763 | -21.979 | 74.000 | 1.257 | PK |

| | |
|---|---|
| Profile: 2390387R | Page No.: 115 |
| Engineer: Pengchengyang | |
| Site: AC5 | Time: 2024/01/12 - 09:07 |
| Limit: FCC_Part15.209_RE(3m) | Margin: 0 |
| Probe: Horn_3117_00167055(1-18GHz) | Polarity: Horizontal |
| EUT: POS | Power: 120 Vac / 60 Hz |
| Note: Mode 2：Transmit at 5300MHz by 802.11n(20MHz) with Ant2 | |

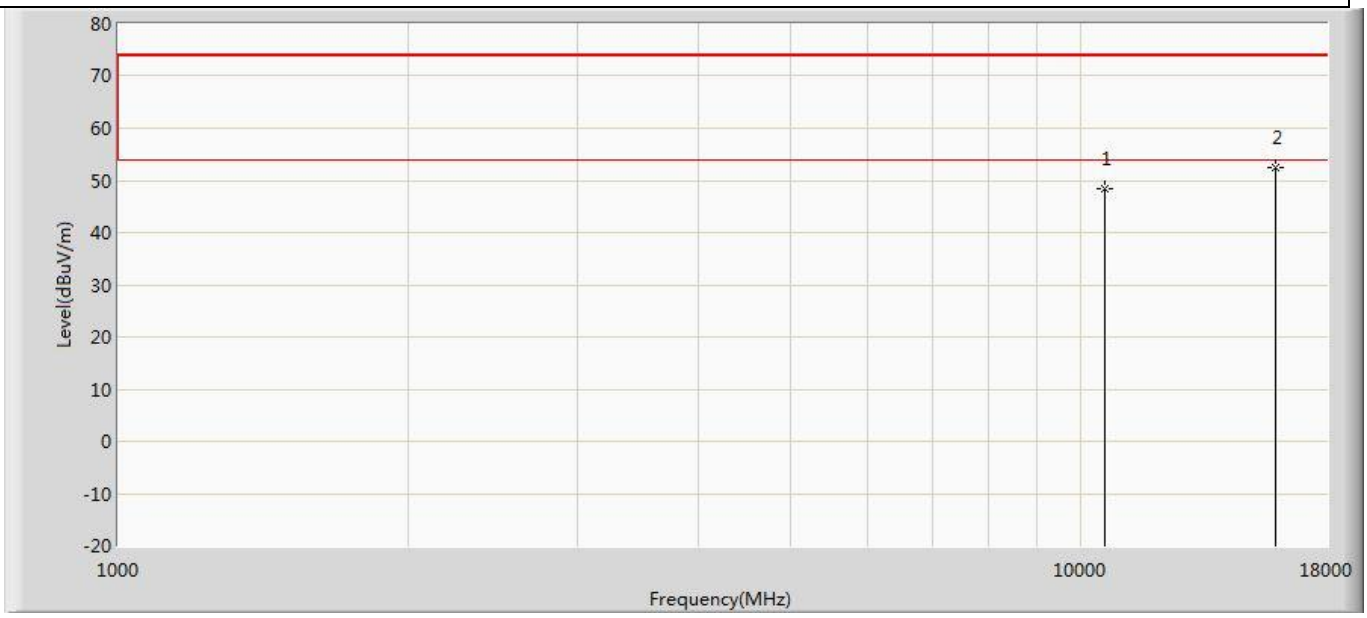


| No | Mark | Frequency (MHz) | Measure Level (dBuV/m) | Reading Level (dBuV) | Over Limit (dB) | Limit (dBuV/m) | Factor (dB) | Type |
|---|---|---|---|---|---|---|---|---|
| 1 | | 10600.000 | 48.353 | 51.055 | -25.647 | 74.000 | -2.702 | PK |
| 2 | * | 15900.000 | 52.444 | 50.377 | -21.556 | 74.000 | 2.067 | PK |

| | |
|---|---|
| Profile: 2390387R | Page No.: 116 |
| Engineer: Pengchengyang | |
| Site: AC5 | Time: 2024/01/12 - 09:07 |
| Limit: FCC_Part15.209_RE(3m) | Margin: 0 |
| Probe: Horn_3117_00167055(1-18GHz) | Polarity: Vertical |
| EUT: POS | Power: 120 Vac / 60 Hz |
| Note: Mode 2：Transmit at 5300MHz by 802.11n(20MHz) with Ant2 | |

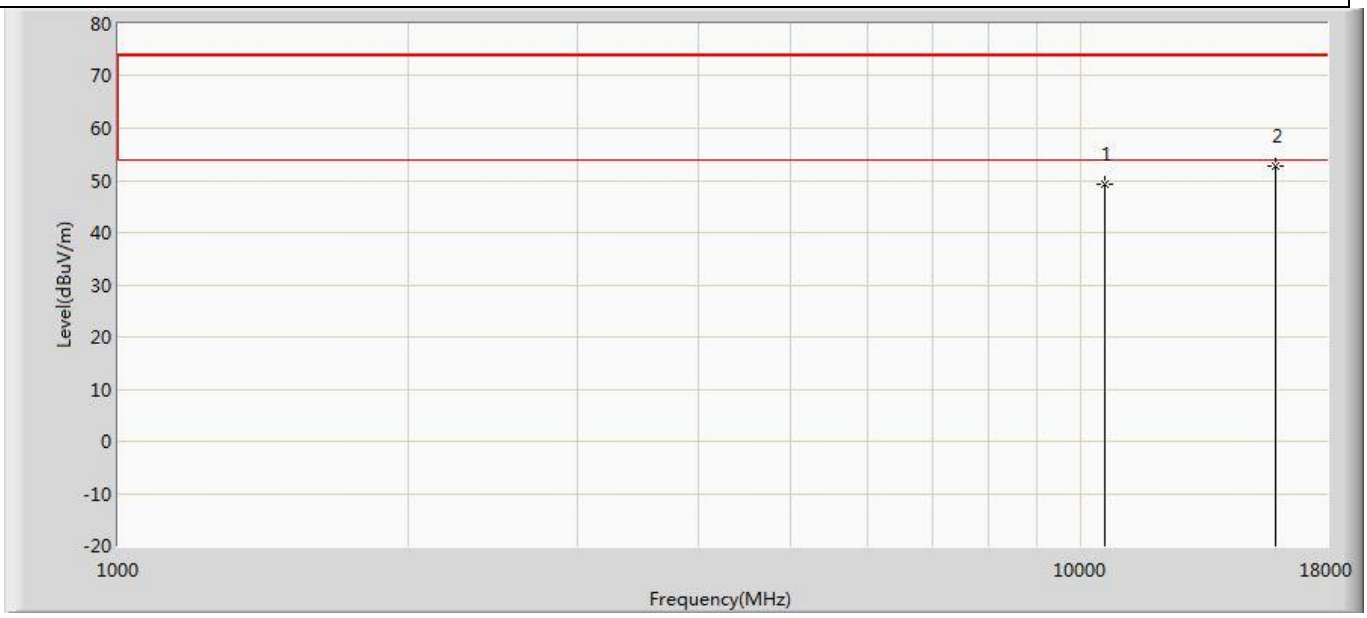


| No | Mark | Frequency (MHz) | Measure Level (dBuV/m) | Reading Level (dBuV) | Over Limit (dB) | Limit (dBuV/m) | Factor (dB) | Type |
|---|---|---|---|---|---|---|---|---|
| 1 | | 10600.000 | 49.132 | 51.834 | -24.868 | 74.000 | -2.702 | PK |
| 2 | * | 15900.000 | 52.803 | 50.736 | -21.197 | 74.000 | 2.067 | PK |

| | |
|---|---|
| Profile: 2390387R | Page No.: 117 |
| Engineer: Pengchengyang | |
| Site: AC5 | Time: 2024/01/12 - 09:07 |
| Limit: FCC_Part15.209_RE(3m) | Margin: 0 |
| Probe: Horn_3117_00167055(1-18GHz) | Polarity: Horizontal |
| EUT: POS | Power: 120 Vac / 60 Hz |
| Note: Mode 2：Transmit at 5320MHz by 802.11n(20MHz) with Ant2 | |

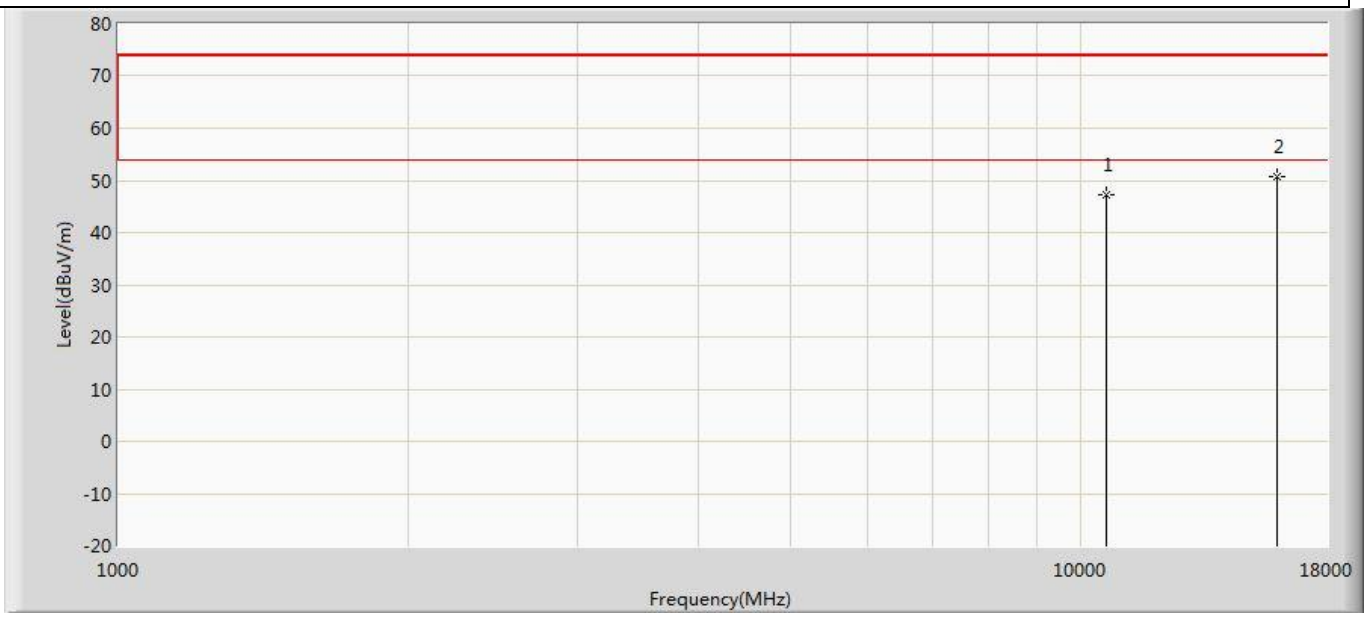


| No | Mark | Frequency (MHz) | Measure Level (dBuV/m) | Reading Level (dBuV) | Over Limit (dB) | Limit (dBuV/m) | Factor (dB) | Type |
|---|---|---|---|---|---|---|---|---|
| 1 | | 10640.000 | 47.316 | 50.680 | -26.684 | 74.000 | -3.364 | PK |
| 2 | * | 15960.000 | 50.595 | 49.462 | -23.405 | 74.000 | 1.133 | PK |

| | |
|---|---|
| Profile: 2390387R | Page No.: 118 |
| Engineer: Pengchengyang | |
| Site: AC5 | Time: 2024/01/12 - 09:07 |
| Limit: FCC_Part15.209_RE(3m) | Margin: 0 |
| Probe: Horn_3117_00167055(1-18GHz) | Polarity: Vertical |
| EUT: POS | Power: 120 Vac / 60 Hz |
| Note: Mode 2：Transmit at 5320MHz by 802.11n(20MHz) with Ant2 | |

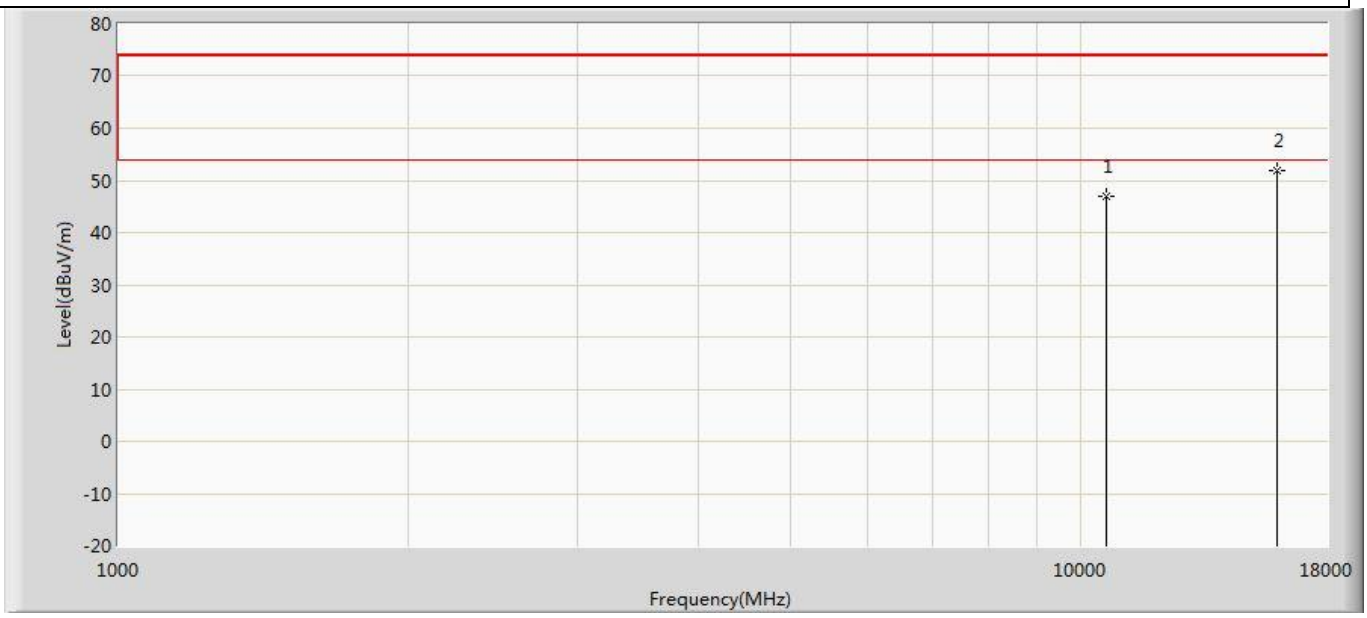


| No | Mark | Frequency (MHz) | Measure Level (dBuV/m) | Reading Level (dBuV) | Over Limit (dB) | Limit (dBuV/m) | Factor (dB) | Type |
|---|---|---|---|---|---|---|---|---|
| 1 | | 10640.000 | 46.926 | 50.290 | -27.074 | 74.000 | -3.364 | PK |
| 2 | * | 15960.000 | 51.844 | 50.711 | -22.156 | 74.000 | 1.133 | PK |

| | |
|---|---|
| Profile: 2390387R | Page No.: 119 |
| Engineer: Pengchengyang | |
| Site: AC5 | Time: 2024/01/12 - 09:07 |
| Limit: FCC_Part15.209_RE(3m) | Margin: 0 |
| Probe: Horn_3117_00167055(1-18GHz) | Polarity: Horizontal |
| EUT: POS | Power: 120 Vac / 60 Hz |
| Note: Mode 2：Transmit at 5500MHz by 802.11n(20MHz) with Ant2 | |

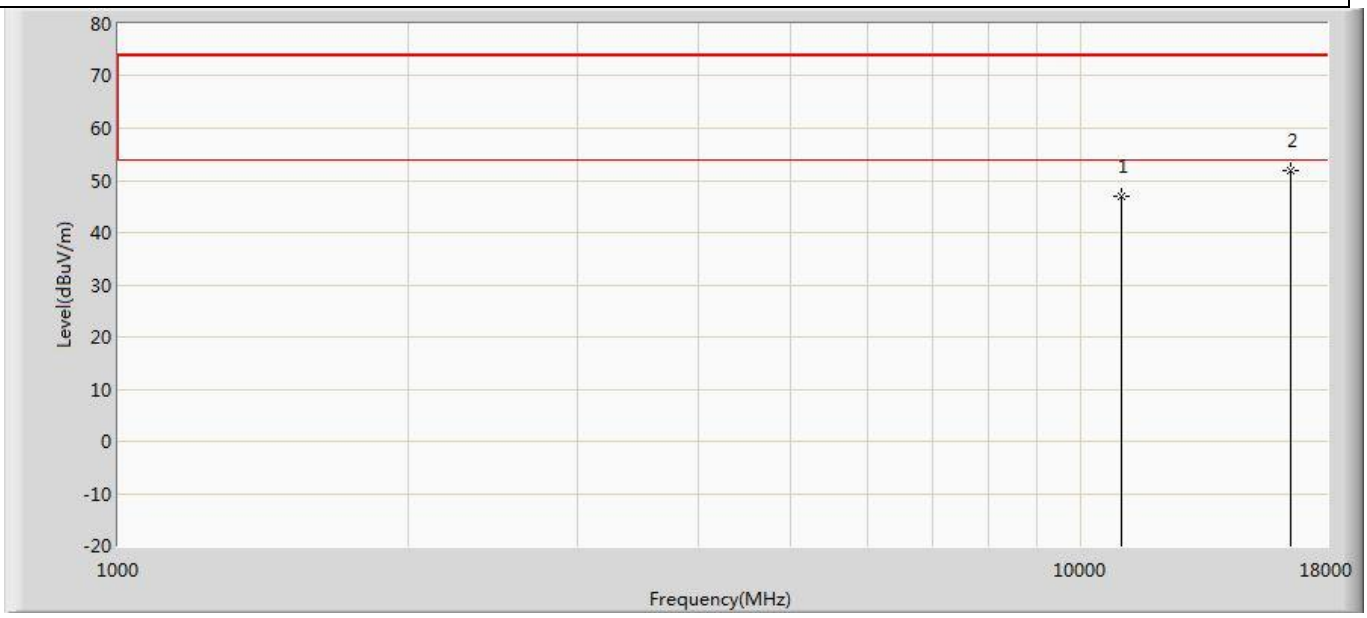


| No | Mark | Frequency (MHz) | Measure Level (dBuV/m) | Reading Level (dBuV) | Over Limit (dB) | Limit (dBuV/m) | Factor (dB) | Type |
|---|---|---|---|---|---|---|---|---|
| 1 | | 11000.000 | 46.967 | 49.750 | -27.033 | 74.000 | -2.783 | PK |
| 2 | * | 16500.000 | 51.806 | 49.864 | -22.194 | 74.000 | 1.942 | PK |

| | |
|---|---|
| Profile: 2390387R | Page No.: 120 |
| Engineer: Pengchengyang | |
| Site: AC5 | Time: 2024/01/12 - 09:07 |
| Limit: FCC_Part15.209_RE(3m) | Margin: 0 |
| Probe: Horn_3117_00167055(1-18GHz) | Polarity: Vertical |
| EUT: POS | Power: 120 Vac / 60 Hz |
| Note: Mode 2：Transmit at 5500MHz by 802.11n(20MHz) with Ant2 | |

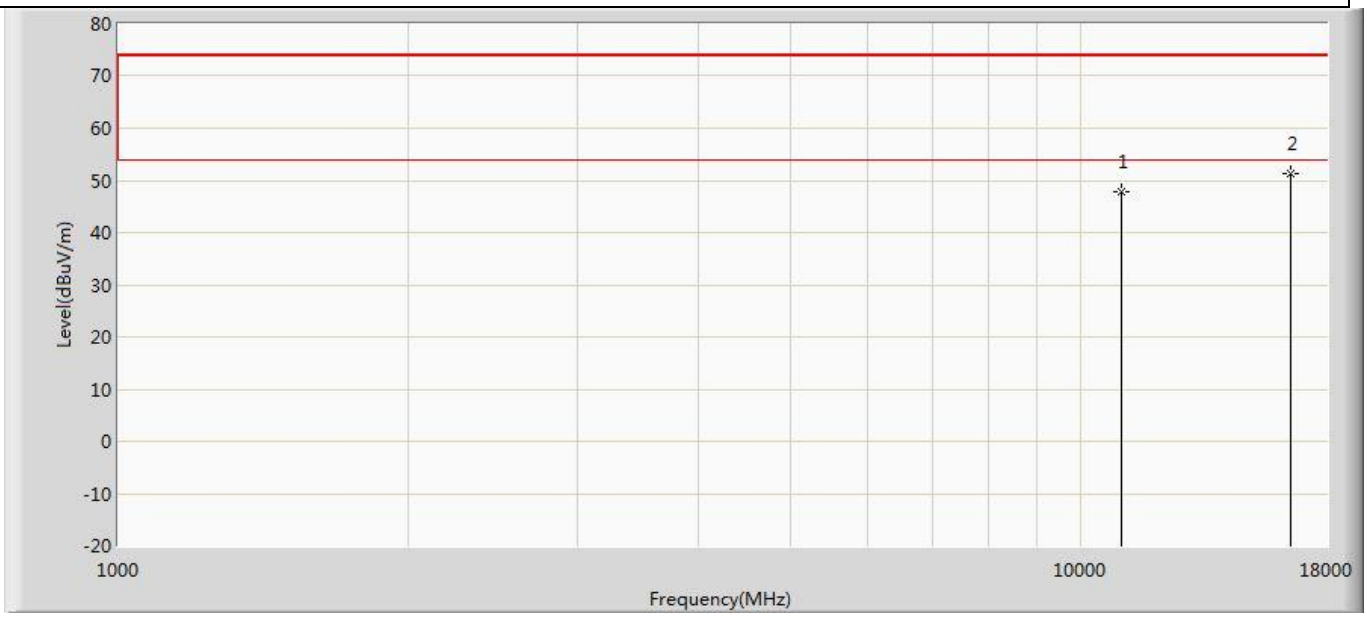


| No | Mark | Frequency (MHz) | Measure Level (dBuV/m) | Reading Level (dBuV) | Over Limit (dB) | Limit (dBuV/m) | Factor (dB) | Type |
|---|---|---|---|---|---|---|---|---|
| 1 | | 11000.000 | 47.945 | 50.728 | -26.055 | 74.000 | -2.783 | PK |
| 2 | * | 16500.000 | 51.213 | 49.271 | -22.787 | 74.000 | 1.942 | PK |

| | |
|---|---|
| Profile: 2390387R | Page No.: 121 |
| Engineer: Pengchengyang | |
| Site: AC5 | Time: 2024/01/12 - 09:07 |
| Limit: FCC_Part15.209_RE(3m) | Margin: 0 |
| Probe: Horn_3117_00167055(1-18GHz) | Polarity: Horizontal |
| EUT: POS | Power: 120 Vac / 60 Hz |
| Note: Mode 2：Transmit at 5580MHz by 802.11n(20MHz) with Ant2 | |

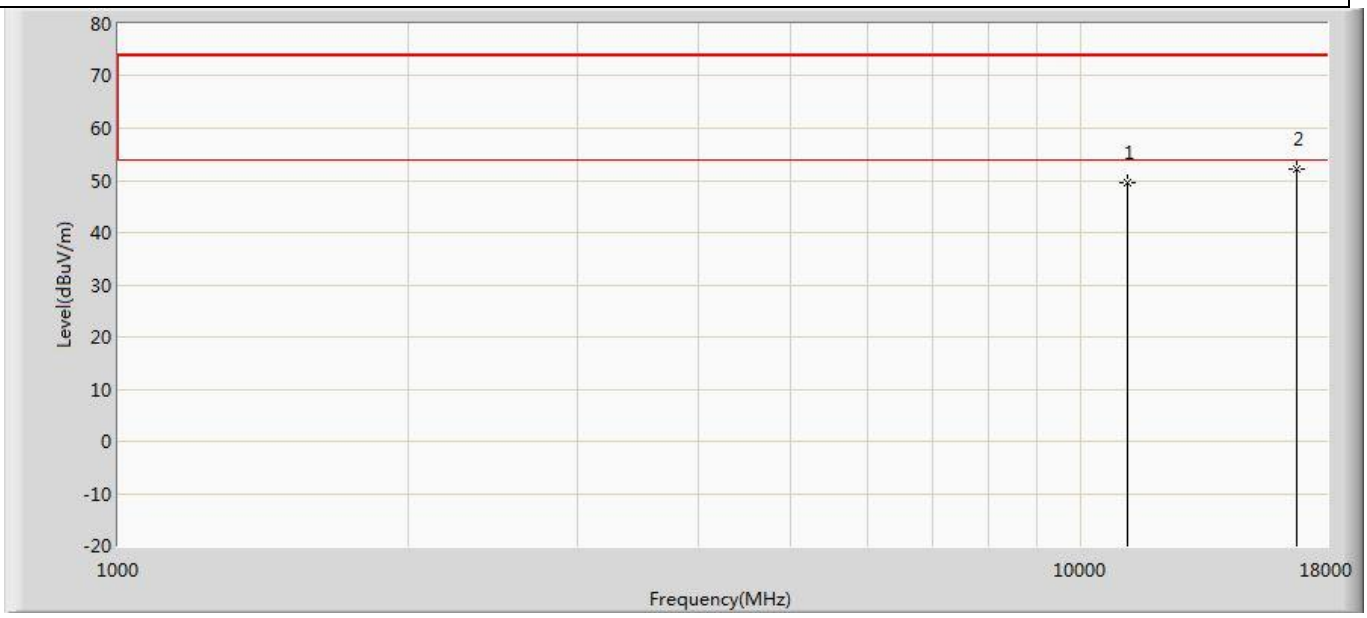


| No | Mark | Frequency (MHz) | Measure Level (dBuV/m) | Reading Level (dBuV) | Over Limit (dB) | Limit (dBuV/m) | Factor (dB) | Type |
|---|---|---|---|---|---|---|---|---|
| 1 | | 11160.000 | 49.522 | 50.707 | -24.478 | 74.000 | -1.185 | PK |
| 2 | * | 16740.000 | 52.038 | 47.980 | -21.962 | 74.000 | 4.058 | PK |

| | |
|---|---|
| Profile: 2390387R | Page No.: 122 |
| Engineer: Pengchengyang | |
| Site: AC5 | Time: 2024/01/12 - 09:07 |
| Limit: FCC_Part15.209_RE(3m) | Margin: 0 |
| Probe: Horn_3117_00167055(1-18GHz) | Polarity: Vertical |
| EUT: POS | Power: 120 Vac / 60 Hz |
| Note: Mode 2：Transmit at 5580MHz by 802.11n(20MHz) with Ant2 | |

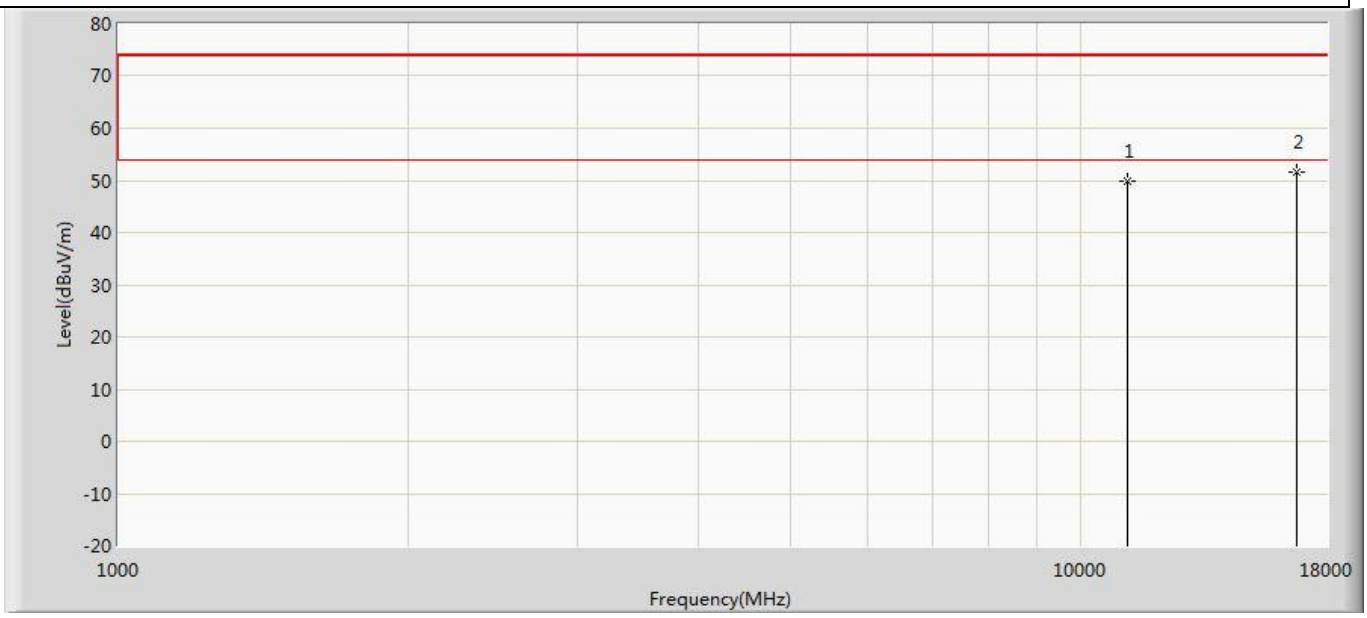


| No | Mark | Frequency (MHz) | Measure Level (dBuV/m) | Reading Level (dBuV) | Over Limit (dB) | Limit (dBuV/m) | Factor (dB) | Type |
|---|---|---|---|---|---|---|---|---|
| 1 | | 11160.000 | 49.895 | 51.080 | -24.105 | 74.000 | -1.185 | PK |
| 2 | * | 16740.000 | 51.608 | 47.550 | -22.392 | 74.000 | 4.058 | PK |

| | |
|---|---|
| Profile: 2390387R | Page No.: 123 |
| Engineer: Pengchengyang | |
| Site: AC5 | Time: 2024/01/12 - 09:07 |
| Limit: FCC_Part15.209_RE(3m) | Margin: 0 |
| Probe: Horn_3117_00167055(1-18GHz) | Polarity: Horizontal |
| EUT: POS | Power: 120 Vac / 60 Hz |
| Note: Mode 2：Transmit at 5700MHz by 802.11n(20MHz) with Ant2 | |

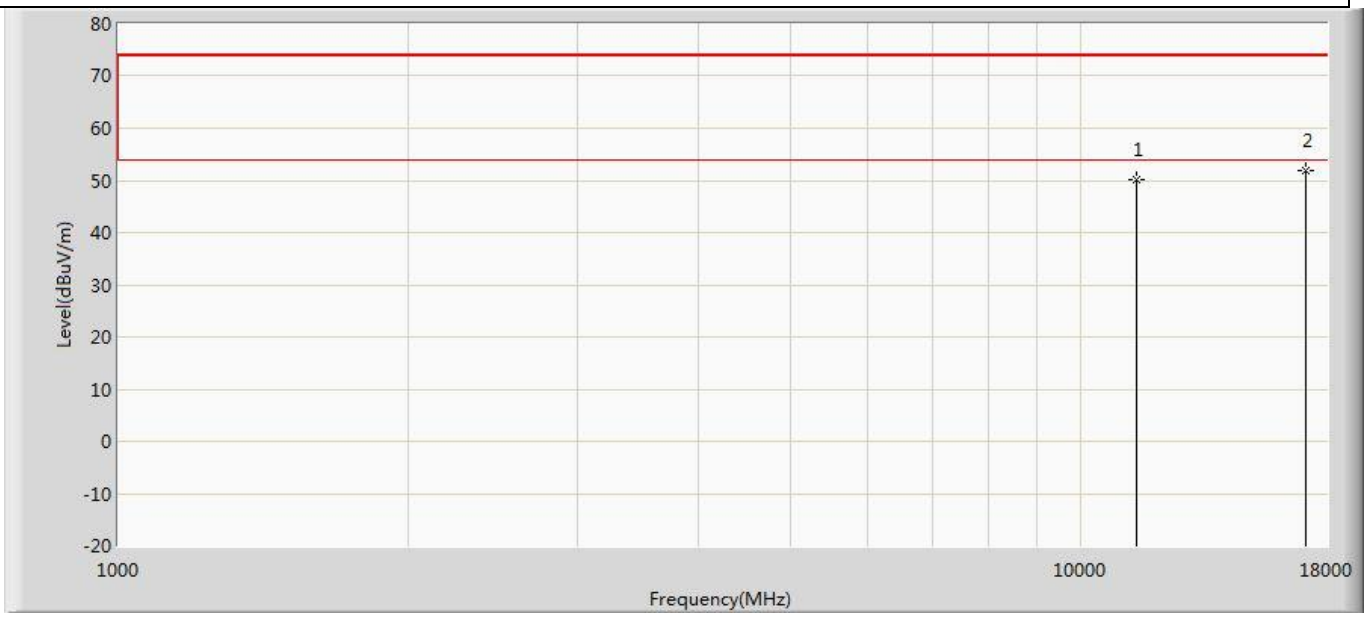


| No | Mark | Frequency (MHz) | Measure Level (dBuV/m) | Reading Level (dBuV) | Over Limit (dB) | Limit (dBuV/m) | Factor (dB) | Type |
|---|---|---|---|---|---|---|---|---|
| 1 | | 11400.000 | 50.130 | 51.172 | -23.870 | 74.000 | -1.042 | PK |
| 2 | * | 17100.000 | 52.014 | 47.227 | -21.986 | 74.000 | 4.787 | PK |

| | |
|---|---|
| Profile: 2390387R | Page No.: 124 |
| Engineer: Pengchengyang | |
| Site: AC5 | Time: 2024/01/12 - 09:08 |
| Limit: FCC_Part15.209_RE(3m) | Margin: 0 |
| Probe: Horn_3117_00167055(1-18GHz) | Polarity: Vertical |
| EUT: POS | Power: 120 Vac / 60 Hz |
| Note: Mode 2：Transmit at 5700MHz by 802.11n(20MHz) with Ant2 | |

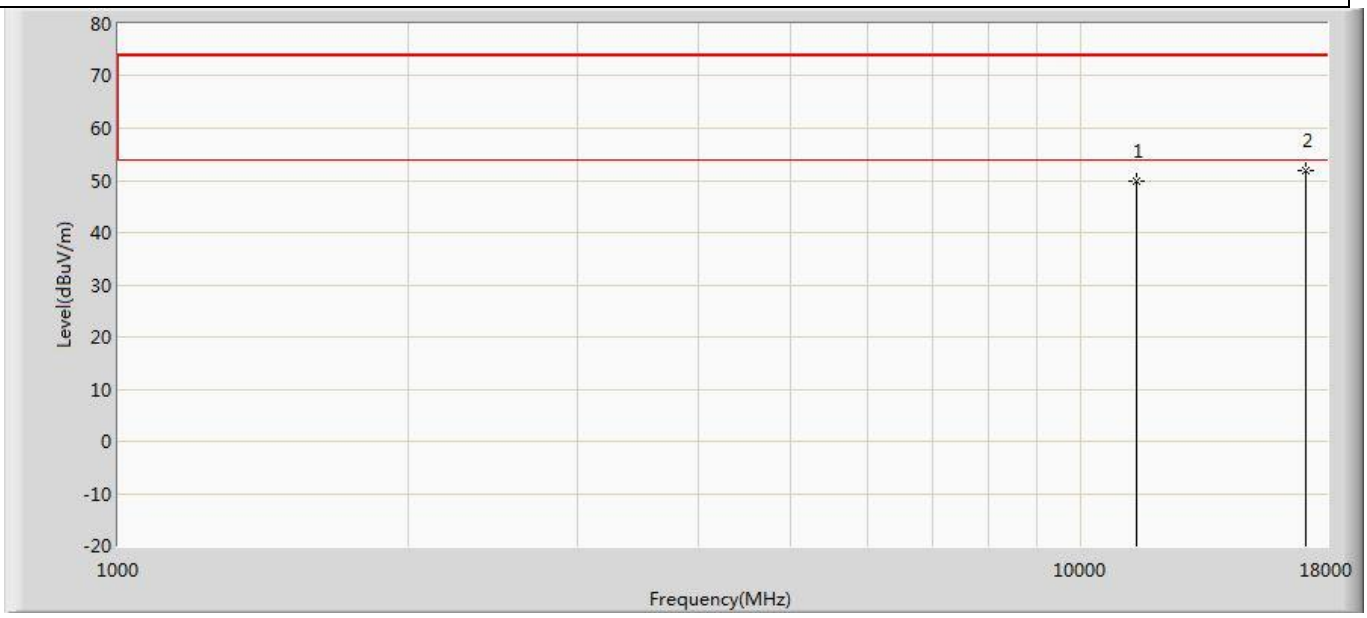


| No | Mark | Frequency (MHz) | Measure Level (dBuV/m) | Reading Level (dBuV) | Over Limit (dB) | Limit (dBuV/m) | Factor (dB) | Type |
|---|---|---|---|---|---|---|---|---|
| 1 | | 11400.000 | 49.893 | 50.935 | -24.107 | 74.000 | -1.042 | PK |
| 2 | * | 17100.000 | 51.882 | 47.095 | -22.118 | 74.000 | 4.787 | PK |

| | |
|---|---|
| Profile: 2390387R | Page No.: 35 |
| Engineer: Pengchengyang | |
| Site: AC5 | Time: 2024/01/12 - 09:03 |
| Limit: FCC_Part15.209_RE(3m) | Margin: 0 |
| Probe: Horn_3117_00167055(1-18GHz) | Polarity: Horizontal |
| EUT: POS | Power: 120 Vac / 60 Hz |
| Note: Mode 2：Transmit at 5745MHz by 802.11n(20MHz) with Ant2 | |

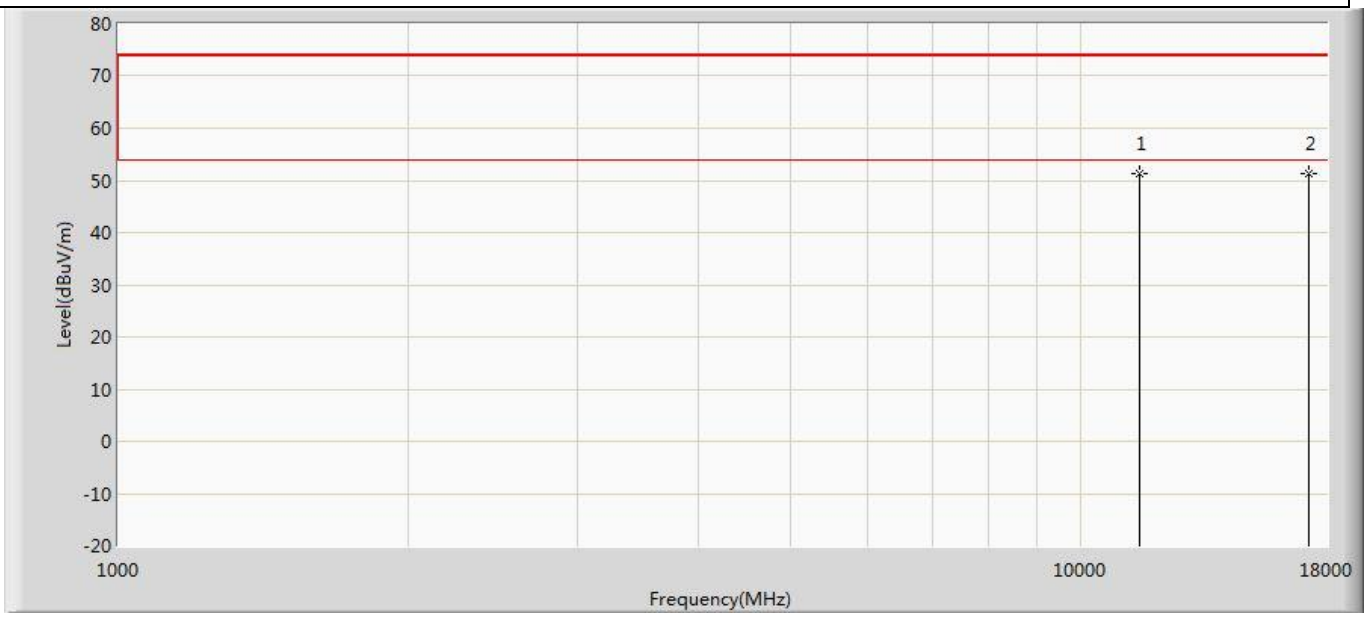


| No | Mark | Frequency (MHz) | Measure Level (dBuV/m) | Reading Level (dBuV) | Over Limit (dB) | Limit (dBuV/m) | Factor (dB) | Type |
|---|---|---|---|---|---|---|---|---|
| 1 | | 11490.000 | 51.344 | 51.868 | -22.656 | 74.000 | -0.524 | PK |
| 2 | * | 17235.000 | 51.438 | 46.001 | -22.562 | 74.000 | 5.437 | PK |

| | |
|---|---|
| Profile: 2390387R | Page No.: 36 |
| Engineer: Pengchengyang | |
| Site: AC5 | Time: 2024/01/12 - 09:03 |
| Limit: FCC_Part15.209_RE(3m) | Margin: 0 |
| Probe: Horn_3117_00167055(1-18GHz) | Polarity: Vertical |
| EUT: POS | Power: 120 Vac / 60 Hz |
| Note: Mode 2：Transmit at 5745MHz by 802.11n(20MHz) with Ant2 | |

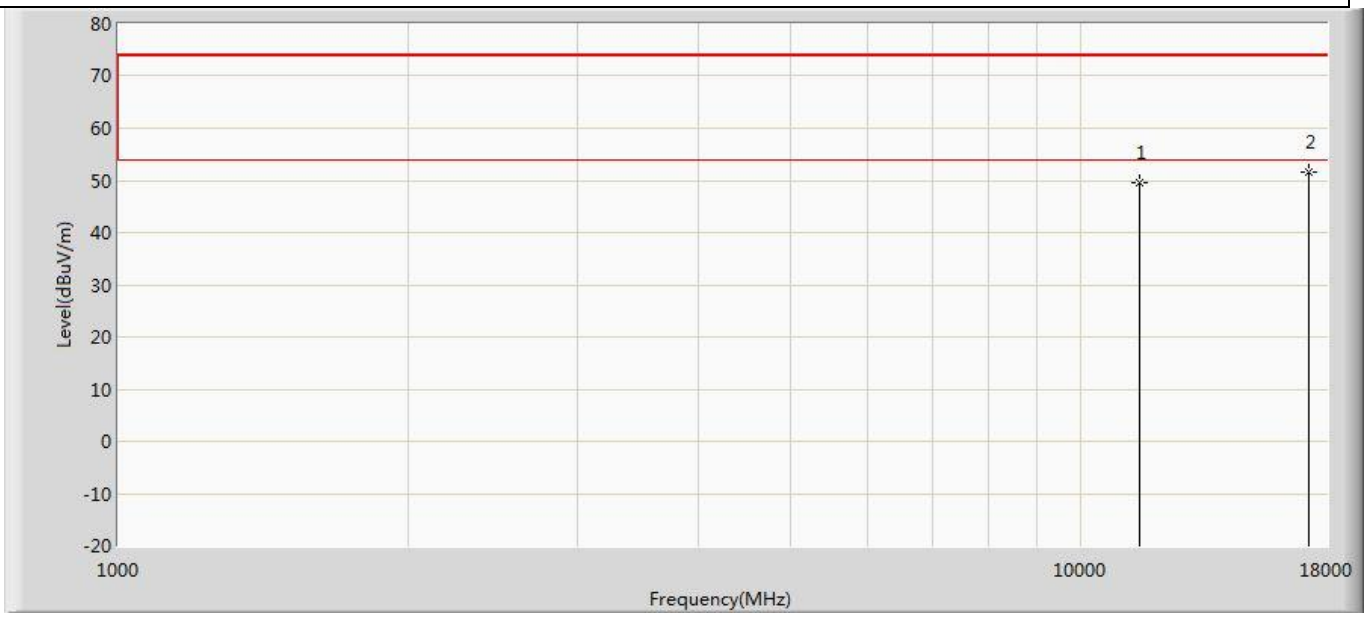


| No | Mark | Frequency (MHz) | Measure Level (dBuV/m) | Reading Level (dBuV) | Over Limit (dB) | Limit (dBuV/m) | Factor (dB) | Type |
|---|---|---|---|---|---|---|---|---|
| 1 | | 11490.000 | 49.555 | 50.079 | -24.445 | 74.000 | -0.524 | PK |
| 2 | * | 17235.000 | 51.542 | 46.105 | -22.458 | 74.000 | 5.437 | PK |

| | |
|---|---|
| Profile: 2390387R | Page No.: 37 |
| Engineer: Pengchengyang | |
| Site: AC5 | Time: 2024/01/12 - 09:04 |
| Limit: FCC_Part15.209_RE(3m) | Margin: 0 |
| Probe: Horn_3117_00167055(1-18GHz) | Polarity: Horizontal |
| EUT: POS | Power: 120 Vac / 60 Hz |
| Note: Mode 2：Transmit at 5785MHz by 802.11n(20MHz) with Ant2 | |

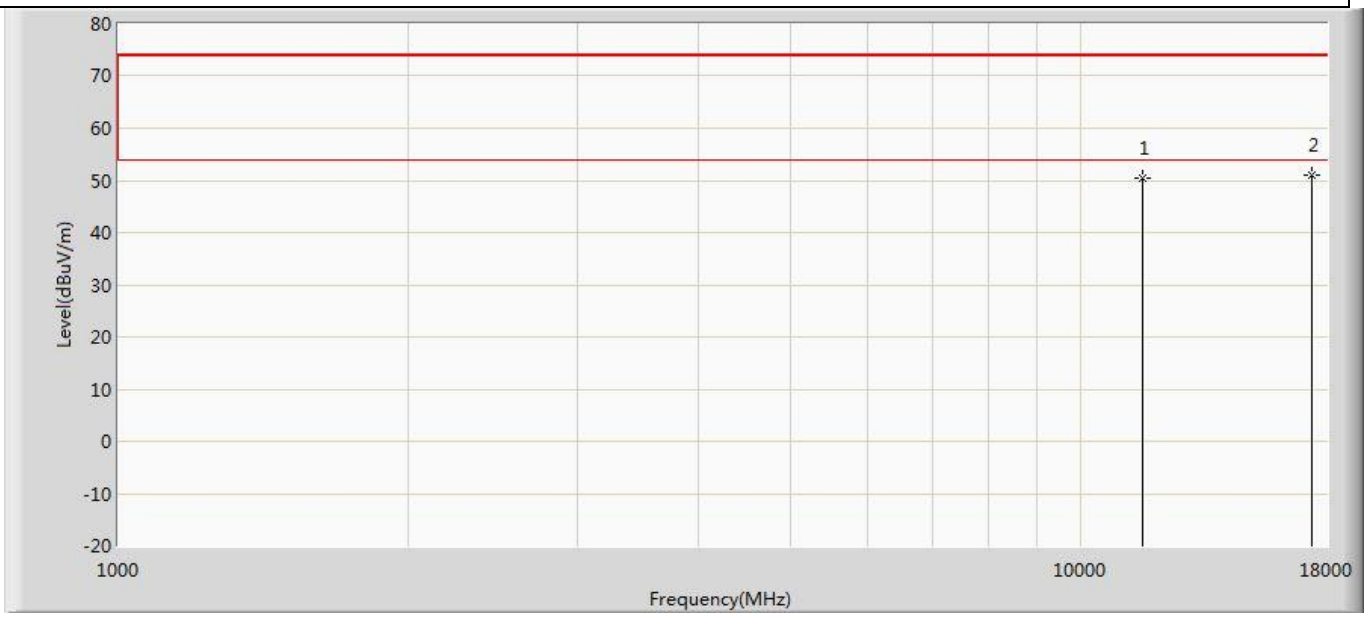


| No | Mark | Frequency (MHz) | Measure Level (dBuV/m) | Reading Level (dBuV) | Over Limit (dB) | Limit (dBuV/m) | Factor (dB) | Type |
|---|---|---|---|---|---|---|---|---|
| 1 | | 11570.000 | 50.423 | 51.612 | -23.577 | 74.000 | -1.189 | PK |
| 2 | * | 17355.000 | 51.068 | 46.606 | -22.932 | 74.000 | 4.461 | PK |

| | |
|---|---|
| Profile: 2390387R | Page No.: 38 |
| Engineer: Pengchengyang | |
| Site: AC5 | Time: 2024/01/12 - 09:04 |
| Limit: FCC_Part15.209_RE(3m) | Margin: 0 |
| Probe: Horn_3117_00167055(1-18GHz) | Polarity: Vertical |
| EUT: POS | Power: 120 Vac / 60 Hz |
| Note: Mode 2：Transmit at 5785MHz by 802.11n(20MHz) with Ant2 | |

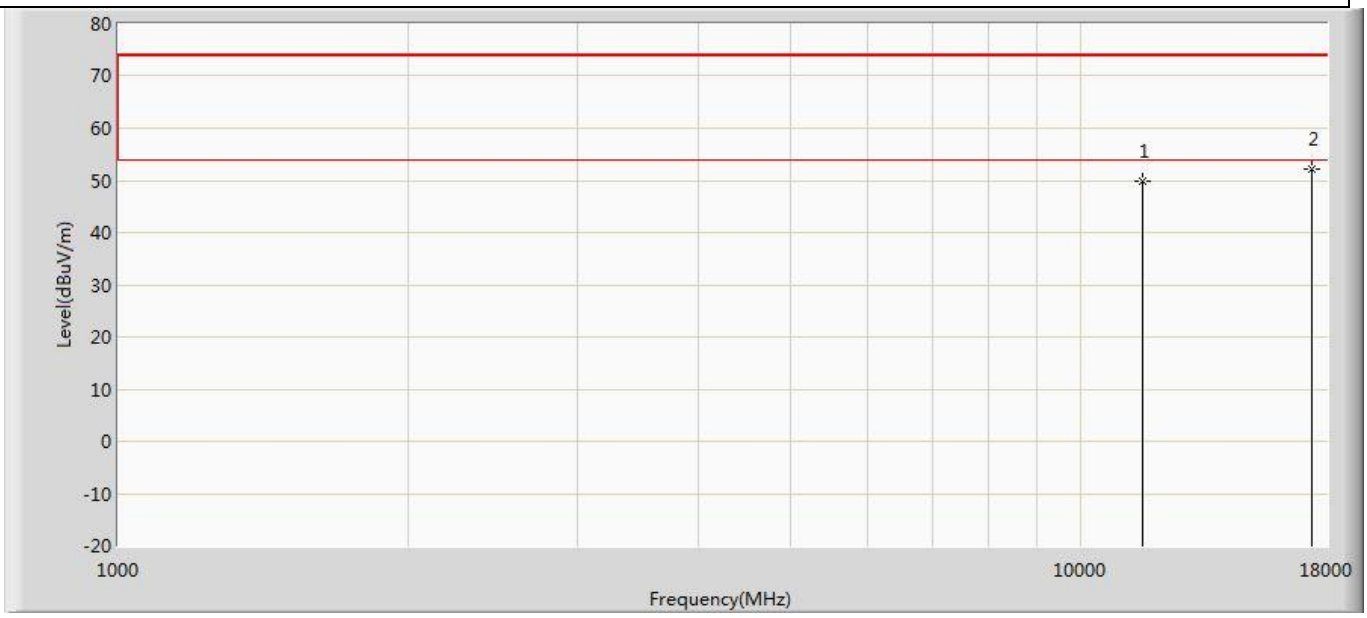


| No | Mark | Frequency (MHz) | Measure Level (dBuV/m) | Reading Level (dBuV) | Over Limit (dB) | Limit (dBuV/m) | Factor (dB) | Type |
|---|---|---|---|---|---|---|---|---|
| 1 | | 11570.000 | 49.961 | 51.150 | -24.039 | 74.000 | -1.189 | PK |
| 2 | * | 17355.000 | 52.077 | 47.615 | -21.923 | 74.000 | 4.461 | PK |

| | |
|---|---|
| Profile: 2390387R | Page No.: 39 |
| Engineer: Pengchengyang | |
| Site: AC5 | Time: 2024/01/12 - 09:04 |
| Limit: FCC_Part15.209_RE(3m) | Margin: 0 |
| Probe: Horn_3117_00167055(1-18GHz) | Polarity: Horizontal |
| EUT: POS | Power: 120 Vac / 60 Hz |
| Note: Mode 2：Transmit at 5825MHz by 802.11n(20MHz) with Ant2 | |

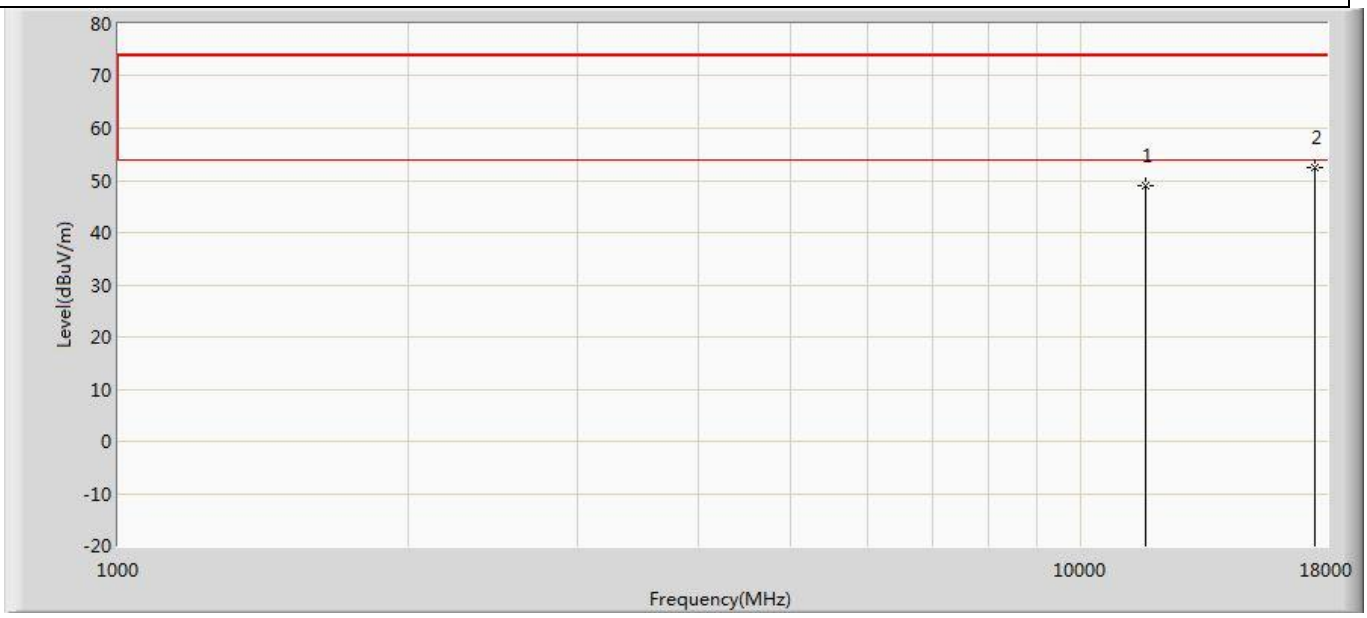


| No | Mark | Frequency (MHz) | Measure Level (dBuV/m) | Reading Level (dBuV) | Over Limit (dB) | Limit (dBuV/m) | Factor (dB) | Type |
|---|---|---|---|---|---|---|---|---|
| 1 | | 11650.000 | 49.102 | 50.778 | -24.898 | 74.000 | -1.676 | PK |
| 2 | * | 17475.000 | 52.507 | 48.313 | -21.493 | 74.000 | 4.195 | PK |

| | |
|---|---|
| Profile: 2390387R | Page No.: 40 |
| Engineer: Pengchengyang | |
| Site: AC5 | Time: 2024/01/12 - 09:04 |
| Limit: FCC_Part15.209_RE(3m) | Margin: 0 |
| Probe: Horn_3117_00167055(1-18GHz) | Polarity: Vertical |
| EUT: POS | Power: 120 Vac / 60 Hz |
| Note: Mode 2：Transmit at 5825MHz by 802.11n(20MHz) with Ant2 | |

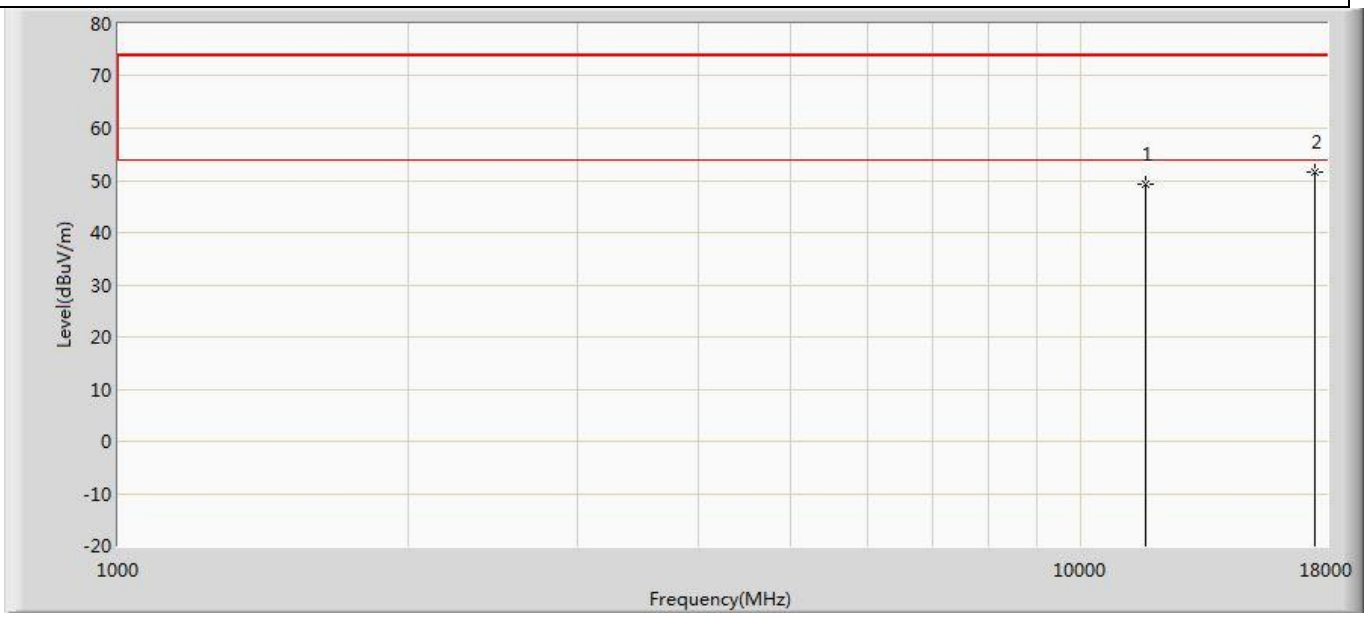


| No | Mark | Frequency (MHz) | Measure Level (dBuV/m) | Reading Level (dBuV) | Over Limit (dB) | Limit (dBuV/m) | Factor (dB) | Type |
|---|---|---|---|---|---|---|---|---|
| 1 | | 11650.000 | 49.229 | 50.905 | -24.771 | 74.000 | -1.676 | PK |
| 2 | * | 17475.000 | 51.673 | 47.479 | -22.327 | 74.000 | 4.195 | PK |

| | |
|---|---|
| Profile: 2390387R | Page No.: 125 |
| Engineer: Pengchengyang | |
| Site: AC5 | Time: 2024/01/12 - 09:08 |
| Limit: FCC_Part15.209_RE(3m) | Margin: 0 |
| Probe: Horn_3117_00167055(1-18GHz) | Polarity: Horizontal |
| EUT: POS | Power: 120 Vac / 60 Hz |
| Note: Mode 3：Transmit at 5190MHz by 802.11n(40MHz) with Ant2 | |

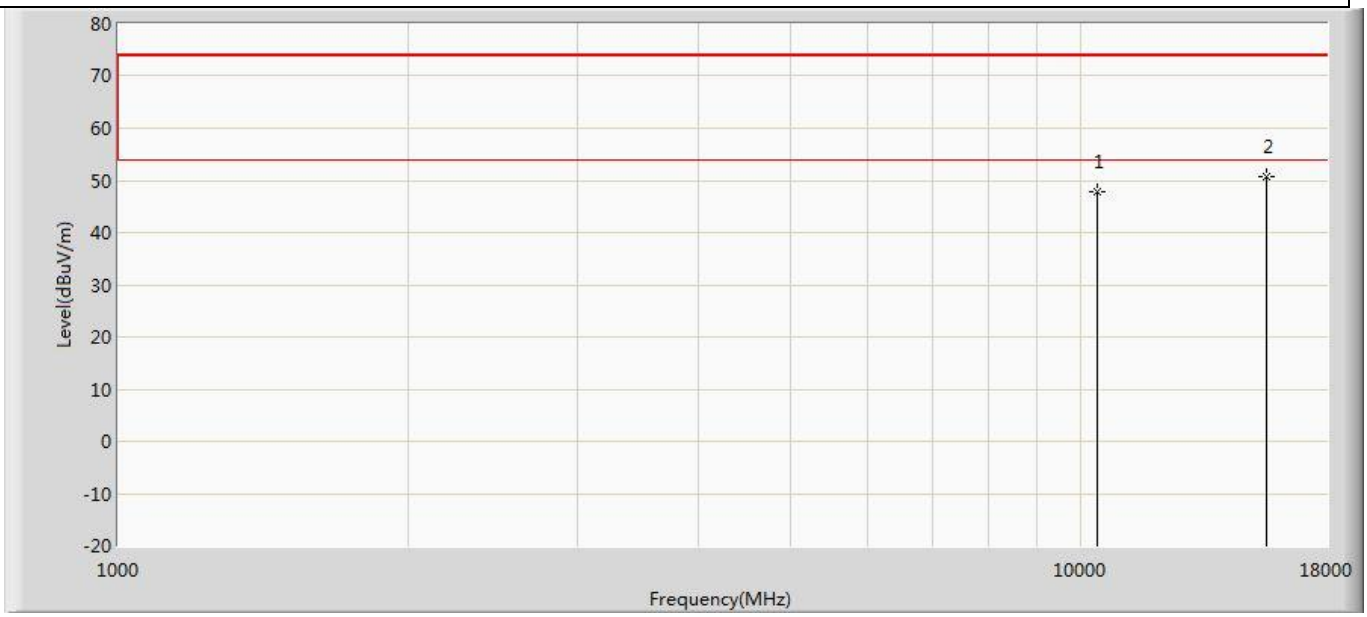


| No | Mark | Frequency (MHz) | Measure Level (dBuV/m) | Reading Level (dBuV) | Over Limit (dB) | Limit (dBuV/m) | Factor (dB) | Type |
|---|---|---|---|---|---|---|---|---|
| 1 | | 10380.000 | 47.935 | 51.140 | -26.065 | 74.000 | -3.205 | PK |
| 2 | * | 15570.000 | 50.684 | 50.390 | -23.316 | 74.000 | 0.294 | PK |

| | |
|---|---|
| Profile: 2390387R | Page No.: 126 |
| Engineer: Pengchengyang | |
| Site: AC5 | Time: 2024/01/12 - 09:08 |
| Limit: FCC_Part15.209_RE(3m) | Margin: 0 |
| Probe: Horn_3117_00167055(1-18GHz) | Polarity: Vertical |
| EUT: POS | Power: 120 Vac / 60 Hz |
| Note: Mode 3：Transmit at 5190MHz by 802.11n(40MHz) with Ant2 | |

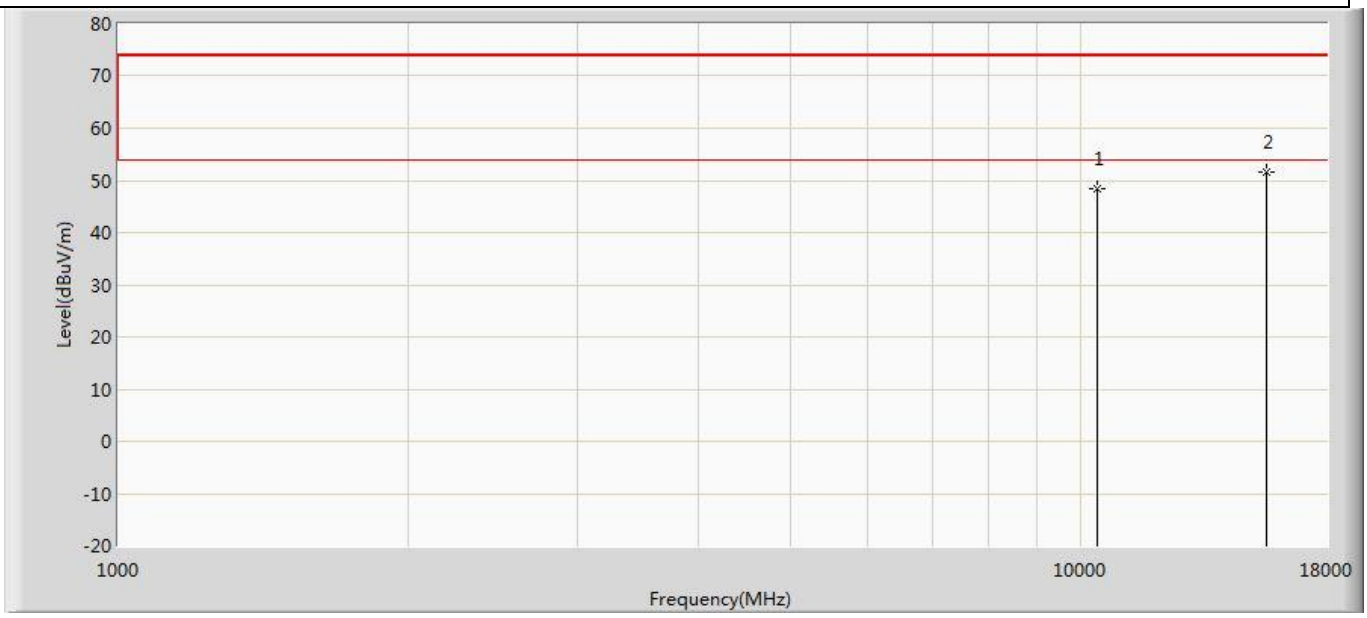


| No | Mark | Frequency (MHz) | Measure Level (dBuV/m) | Reading Level (dBuV) | Over Limit (dB) | Limit (dBuV/m) | Factor (dB) | Type |
|---|---|---|---|---|---|---|---|---|
| 1 | | 10380.000 | 48.405 | 51.610 | -25.595 | 74.000 | -3.205 | PK |
| 2 | * | 15570.000 | 51.736 | 51.442 | -22.264 | 74.000 | 0.294 | PK |

| | |
|---|---|
| Profile: 2390387R | Page No.: 127 |
| Engineer: Pengchengyang | |
| Site: AC5 | Time: 2024/01/12 - 09:08 |
| Limit: FCC_Part15.209_RE(3m) | Margin: 0 |
| Probe: Horn_3117_00167055(1-18GHz) | Polarity: Horizontal |
| EUT: POS | Power: 120 Vac / 60 Hz |
| Note: Mode 3：Transmit at 5230MHz by 802.11n(40MHz) with Ant2 | |

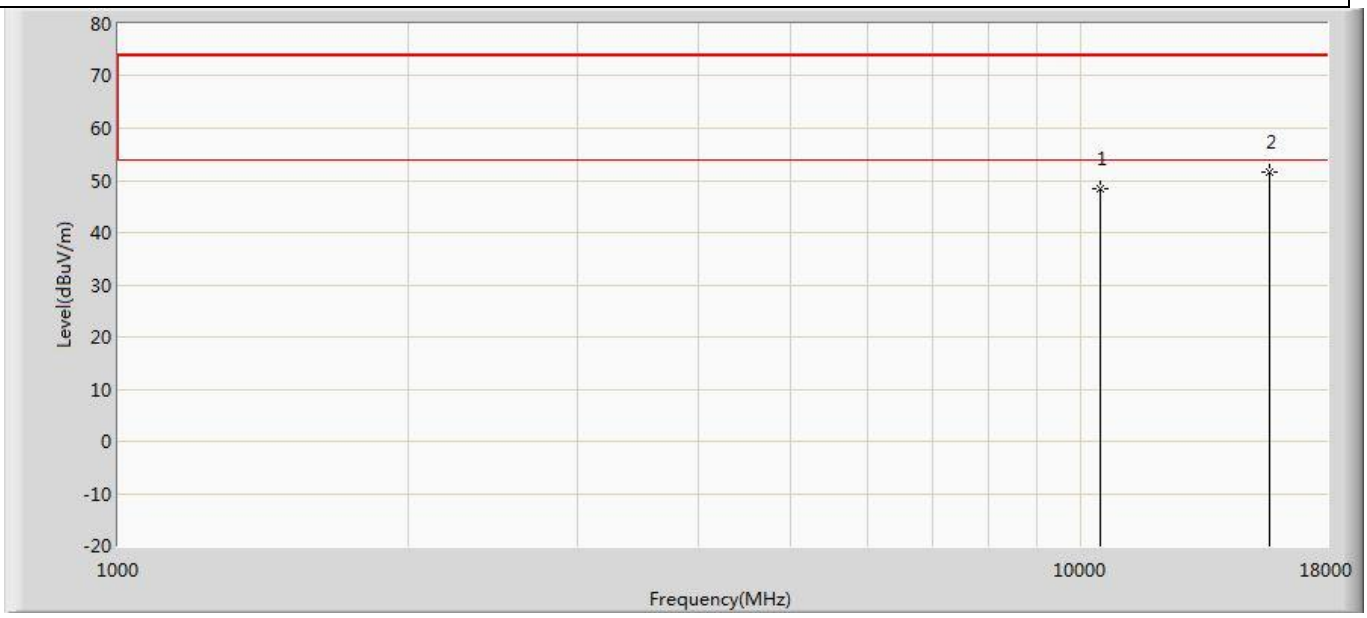


| No | Mark | Frequency (MHz) | Measure Level (dBuV/m) | Reading Level (dBuV) | Over Limit (dB) | Limit (dBuV/m) | Factor (dB) | Type |
|---|---|---|---|---|---|---|---|---|
| 1 | | 10460.000 | 48.436 | 51.776 | -25.564 | 74.000 | -3.341 | PK |
| 2 | * | 15690.000 | 51.674 | 51.398 | -22.326 | 74.000 | 0.276 | PK |

| | |
|---|---|
| Profile: 2390387R | Page No.: 128 |
| Engineer: Pengchengyang | |
| Site: AC5 | Time: 2024/01/12 - 09:08 |
| Limit: FCC_Part15.209_RE(3m) | Margin: 0 |
| Probe: Horn_3117_00167055(1-18GHz) | Polarity: Vertical |
| EUT: POS | Power: 120 Vac / 60 Hz |
| Note: Mode 3：Transmit at 5230MHz by 802.11n(40MHz) with Ant2 | |

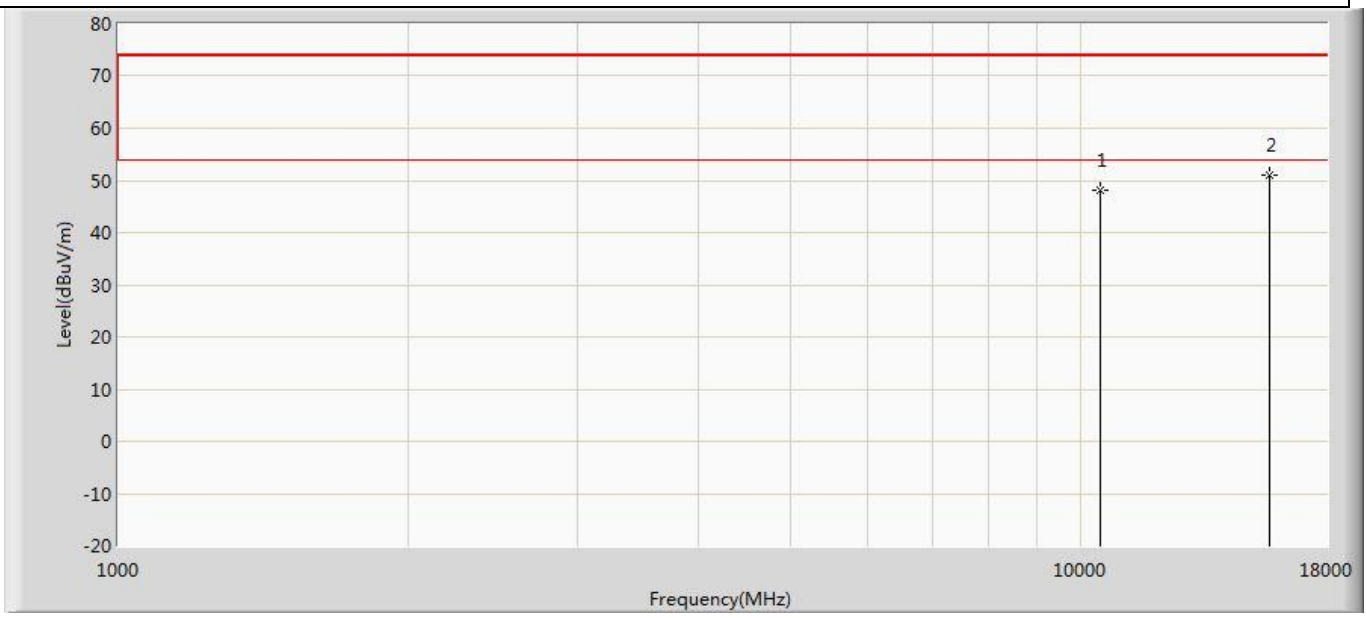


| No | Mark | Frequency (MHz) | Measure Level (dBuV/m) | Reading Level (dBuV) | Over Limit (dB) | Limit (dBuV/m) | Factor (dB) | Type |
|---|---|---|---|---|---|---|---|---|
| 1 | | 10460.000 | 48.047 | 51.387 | -25.953 | 74.000 | -3.341 | PK |
| 2 | * | 15690.000 | 51.000 | 50.724 | -23.000 | 74.000 | 0.276 | PK |

| | |
|---|---|
| Profile: 2390387R | Page No.: 129 |
| Engineer: Pengchengyang | |
| Site: AC5 | Time: 2024/01/12 - 09:08 |
| Limit: FCC_Part15.209_RE(3m) | Margin: 0 |
| Probe: Horn_3117_00167055(1-18GHz) | Polarity: Horizontal |
| EUT: POS | Power: 120 Vac / 60 Hz |
| Note: Mode 3：Transmit at 5270MHz by 802.11n(40MHz) with Ant2 | |

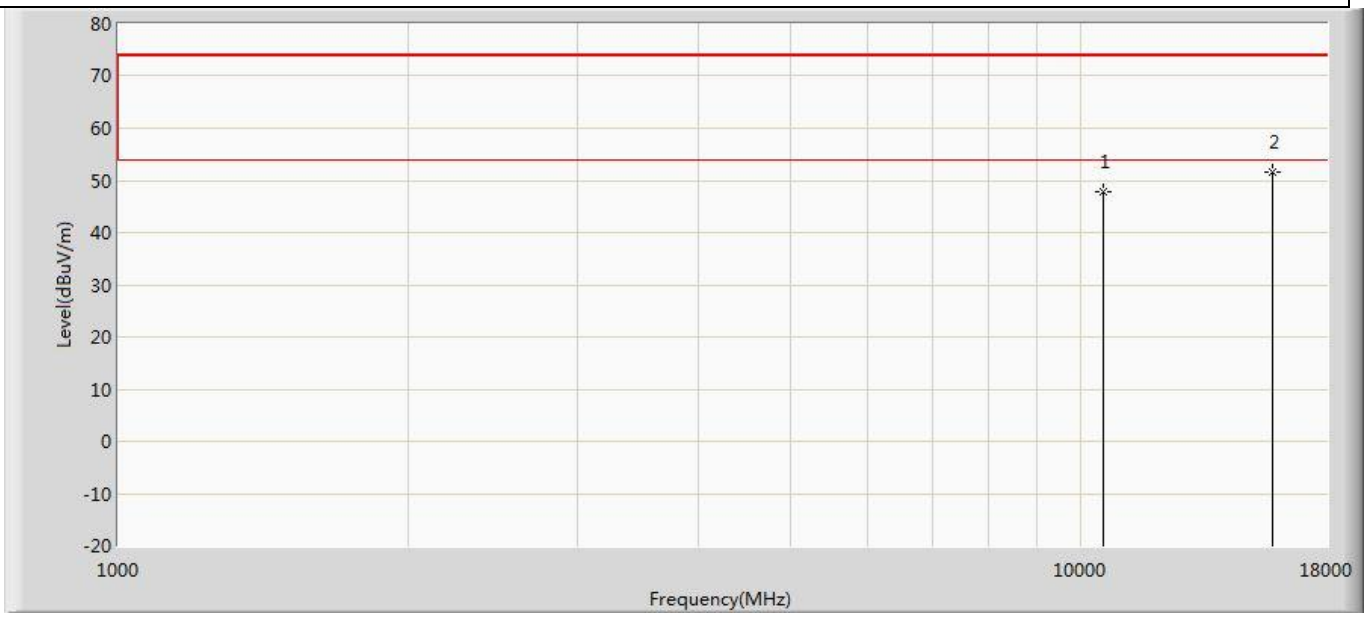


| No | Mark | Frequency (MHz) | Measure Level (dBuV/m) | Reading Level (dBuV) | Over Limit (dB) | Limit (dBuV/m) | Factor (dB) | Type |
|---|---|---|---|---|---|---|---|---|
| 1 | | 10540.000 | 47.794 | 51.004 | -26.206 | 74.000 | -3.210 | PK |
| 2 | * | 15810.000 | 51.739 | 50.673 | -22.261 | 74.000 | 1.066 | PK |

| | |
|---|---|
| Profile: 2390387R | Page No.: 130 |
| Engineer: Pengchengyang | |
| Site: AC5 | Time: 2024/01/12 - 09:08 |
| Limit: FCC_Part15.209_RE(3m) | Margin: 0 |
| Probe: Horn_3117_00167055(1-18GHz) | Polarity: Vertical |
| EUT: POS | Power: 120 Vac / 60 Hz |
| Note: Mode 3：Transmit at 5270MHz by 802.11n(40MHz) with Ant2 | |

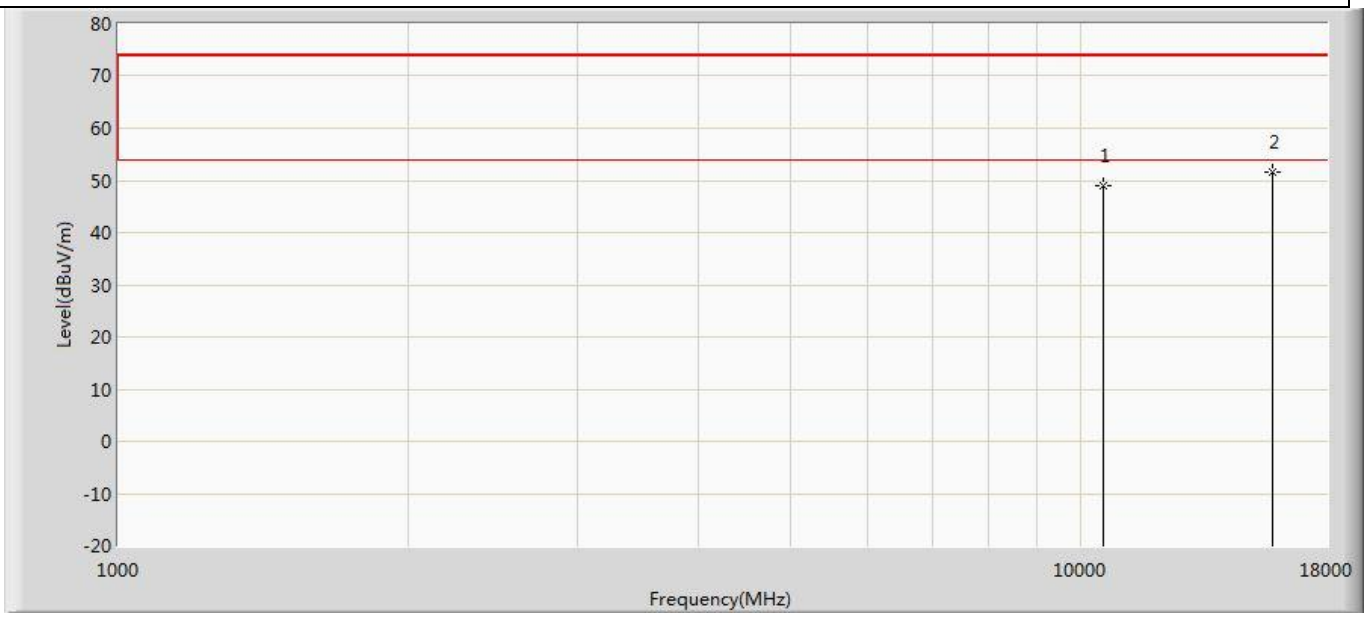


| No | Mark | Frequency (MHz) | Measure Level (dBuV/m) | Reading Level (dBuV) | Over Limit (dB) | Limit (dBuV/m) | Factor (dB) | Type |
|---|---|---|---|---|---|---|---|---|
| 1 | | 10540.000 | 49.033 | 52.243 | -24.967 | 74.000 | -3.210 | PK |
| 2 | * | 15810.000 | 51.655 | 50.589 | -22.345 | 74.000 | 1.066 | PK |

| | |
|---|---|
| Profile: 2390387R | Page No.: 131 |
| Engineer: Pengchengyang | |
| Site: AC5 | Time: 2024/01/12 - 09:08 |
| Limit: FCC_Part15.209_RE(3m) | Margin: 0 |
| Probe: Horn_3117_00167055(1-18GHz) | Polarity: Horizontal |
| EUT: POS | Power: 120 Vac / 60 Hz |
| Note: Mode 3：Transmit at 5310MHz by 802.11n(40MHz) with Ant2 | |

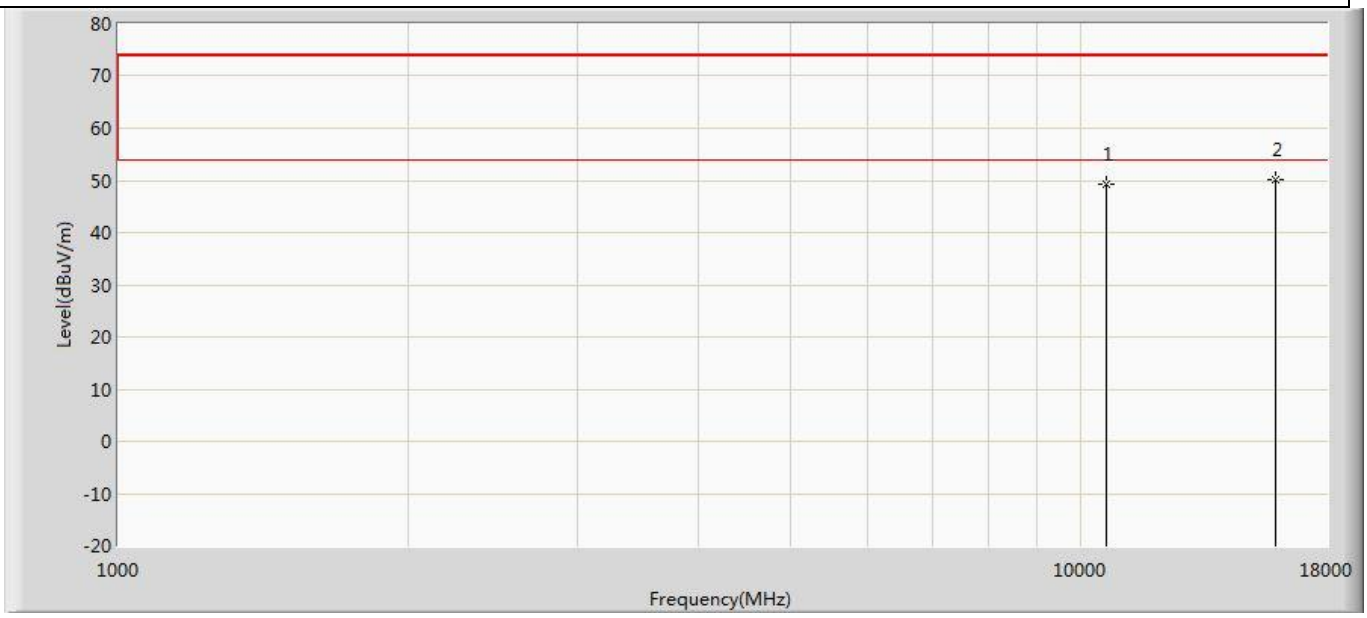


| No | Mark | Frequency (MHz) | Measure Level (dBuV/m) | Reading Level (dBuV) | Over Limit (dB) | Limit (dBuV/m) | Factor (dB) | Type |
|---|---|---|---|---|---|---|---|---|
| 1 | | 10620.000 | 49.207 | 52.423 | -24.793 | 74.000 | -3.217 | PK |
| 2 | * | 15930.000 | 50.262 | 49.071 | -23.738 | 74.000 | 1.191 | PK |

| | |
|---|---|
| Profile: 2390387R | Page No.: 132 |
| Engineer: Pengchengyang | |
| Site: AC5 | Time: 2024/01/12 - 09:08 |
| Limit: FCC_Part15.209_RE(3m) | Margin: 0 |
| Probe: Horn_3117_00167055(1-18GHz) | Polarity: Vertical |
| EUT: POS | Power: 120 Vac / 60 Hz |
| Note: Mode 3：Transmit at 5310MHz by 802.11n(40MHz) with Ant2 | |

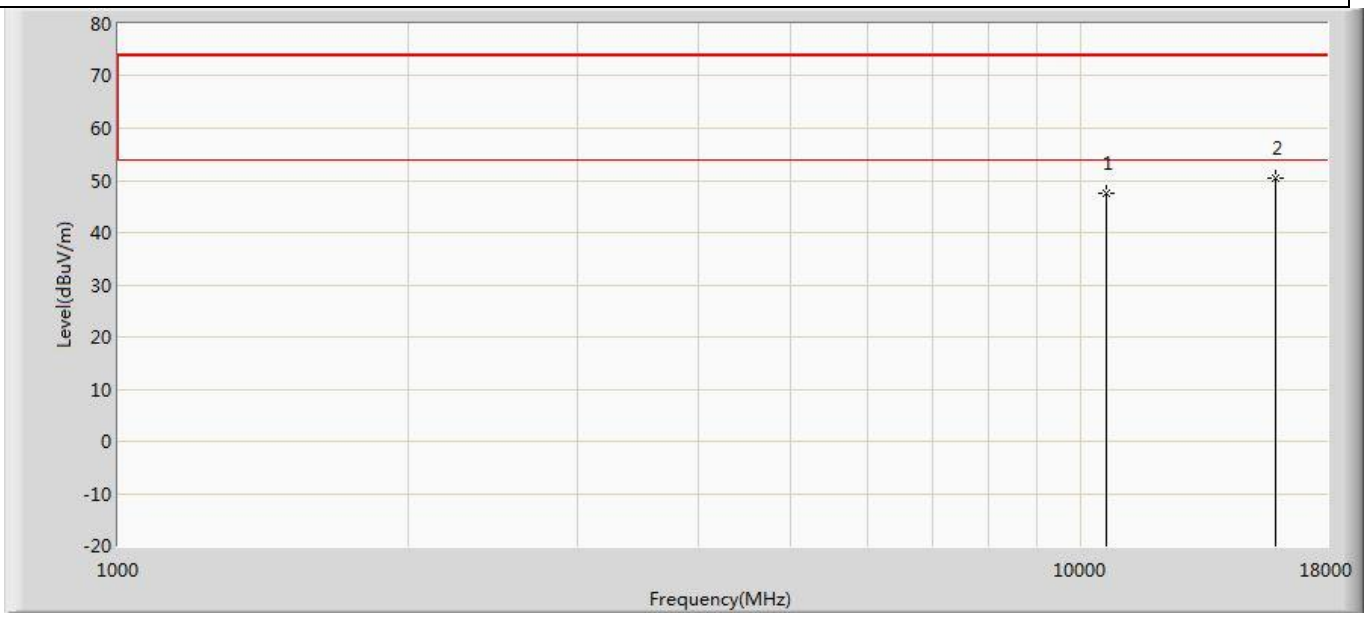


| No | Mark | Frequency (MHz) | Measure Level (dBuV/m) | Reading Level (dBuV) | Over Limit (dB) | Limit (dBuV/m) | Factor (dB) | Type |
|---|---|---|---|---|---|---|---|---|
| 1 | | 10620.000 | 47.492 | 50.708 | -26.508 | 74.000 | -3.217 | PK |
| 2 | * | 15930.000 | 50.543 | 49.352 | -23.457 | 74.000 | 1.191 | PK |

| | |
|---|---|
| Profile: 2390387R | Page No.: 133 |
| Engineer: Pengchengyang | |
| Site: AC5 | Time: 2024/01/12 - 09:08 |
| Limit: FCC_Part15.209_RE(3m) | Margin: 0 |
| Probe: Horn_3117_00167055(1-18GHz) | Polarity: Horizontal |
| EUT: POS | Power: 120 Vac / 60 Hz |
| Note: Mode 3：Transmit at 5510MHz by 802.11n(40MHz) with Ant2 | |

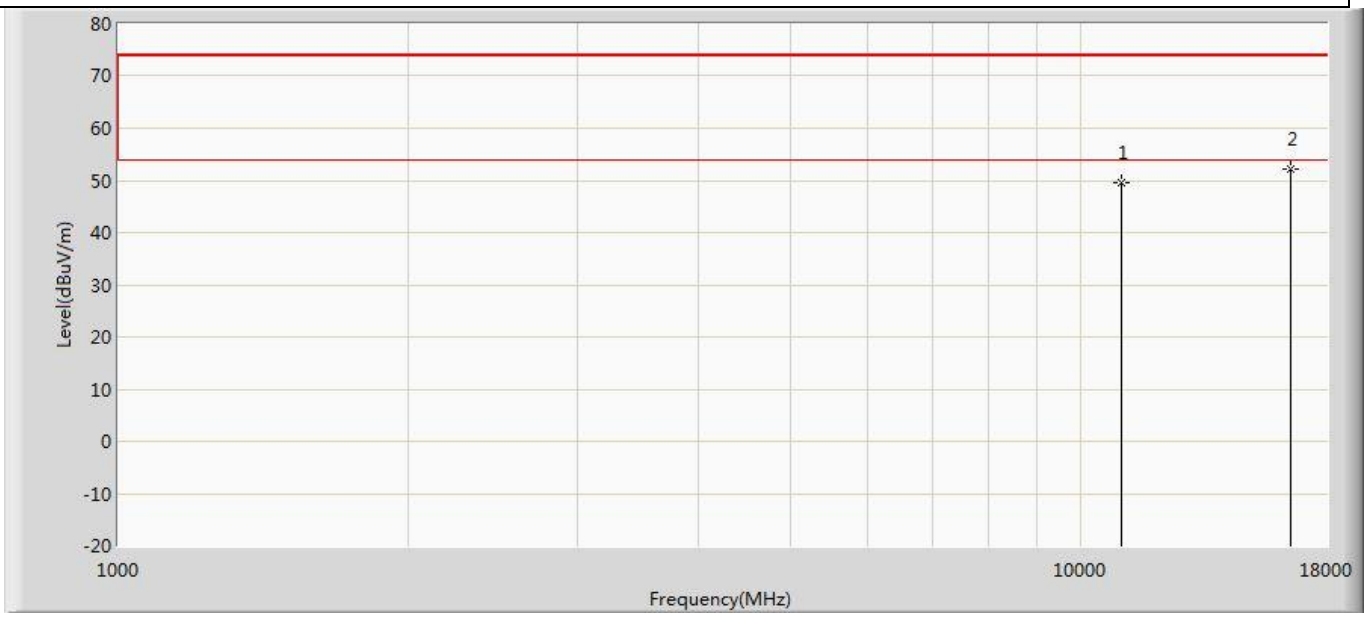


| No | Mark | Frequency (MHz) | Measure Level (dBuV/m) | Reading Level (dBuV) | Over Limit (dB) | Limit (dBuV/m) | Factor (dB) | Type |
|---|---|---|---|---|---|---|---|---|
| 1 | | 11020.000 | 49.651 | 51.753 | -24.349 | 74.000 | -2.102 | PK |
| 2 | * | 16530.000 | 52.056 | 47.778 | -21.944 | 74.000 | 4.278 | PK |

| | |
|---|---|
| Profile: 2390387R | Page No.: 134 |
| Engineer: Pengchengyang | |
| Site: AC5 | Time: 2024/01/12 - 09:08 |
| Limit: FCC_Part15.209_RE(3m) | Margin: 0 |
| Probe: Horn_3117_00167055(1-18GHz) | Polarity: Vertical |
| EUT: POS | Power: 120 Vac / 60 Hz |
| Note: Mode 3：Transmit at 5510MHz by 802.11n(40MHz) with Ant2 | |

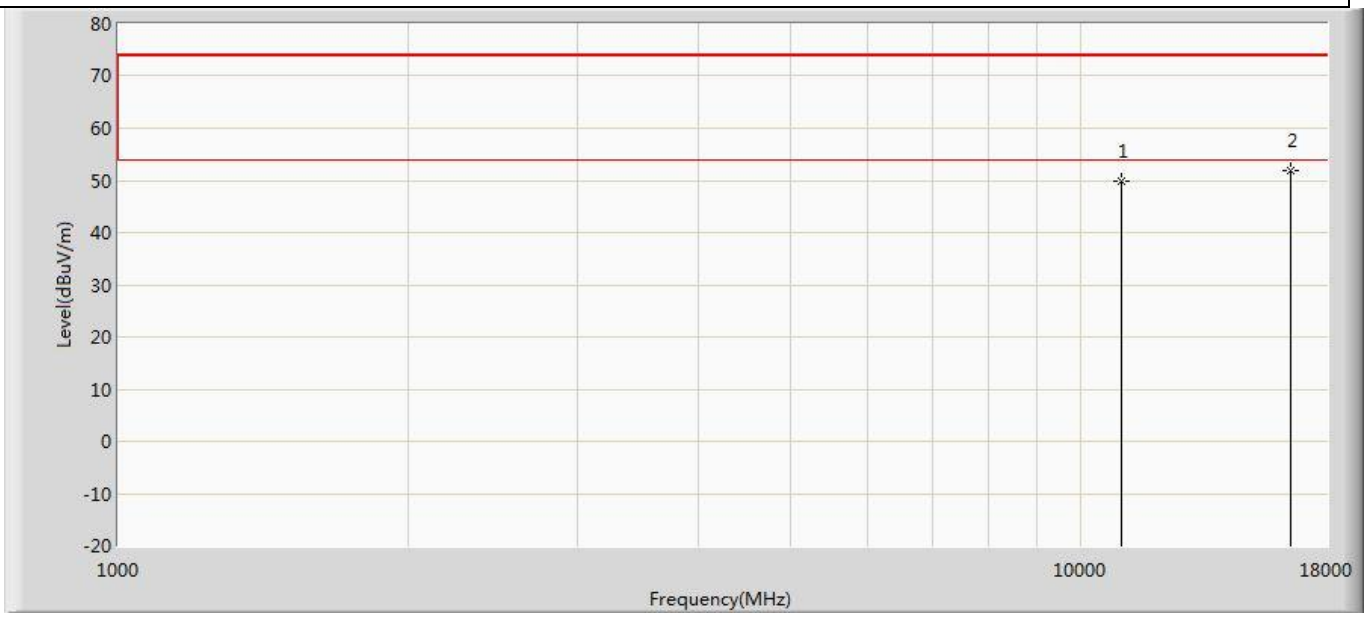


| No | Mark | Frequency (MHz) | Measure Level (dBuV/m) | Reading Level (dBuV) | Over Limit (dB) | Limit (dBuV/m) | Factor (dB) | Type |
|---|---|---|---|---|---|---|---|---|
| 1 | | 11020.000 | 49.812 | 51.914 | -24.188 | 74.000 | -2.102 | PK |
| 2 | * | 16530.000 | 51.774 | 47.496 | -22.226 | 74.000 | 4.278 | PK |

| | |
|---|---|
| Profile: 2390387R | Page No.: 135 |
| Engineer: Pengchengyang | |
| Site: AC5 | Time: 2024/01/12 - 09:08 |
| Limit: FCC_Part15.209_RE(3m) | Margin: 0 |
| Probe: Horn_3117_00167055(1-18GHz) | Polarity: Horizontal |
| EUT: POS | Power: 120 Vac / 60 Hz |
| Note: Mode 3：Transmit at 5590MHz by 802.11n(40MHz) with Ant2 | |

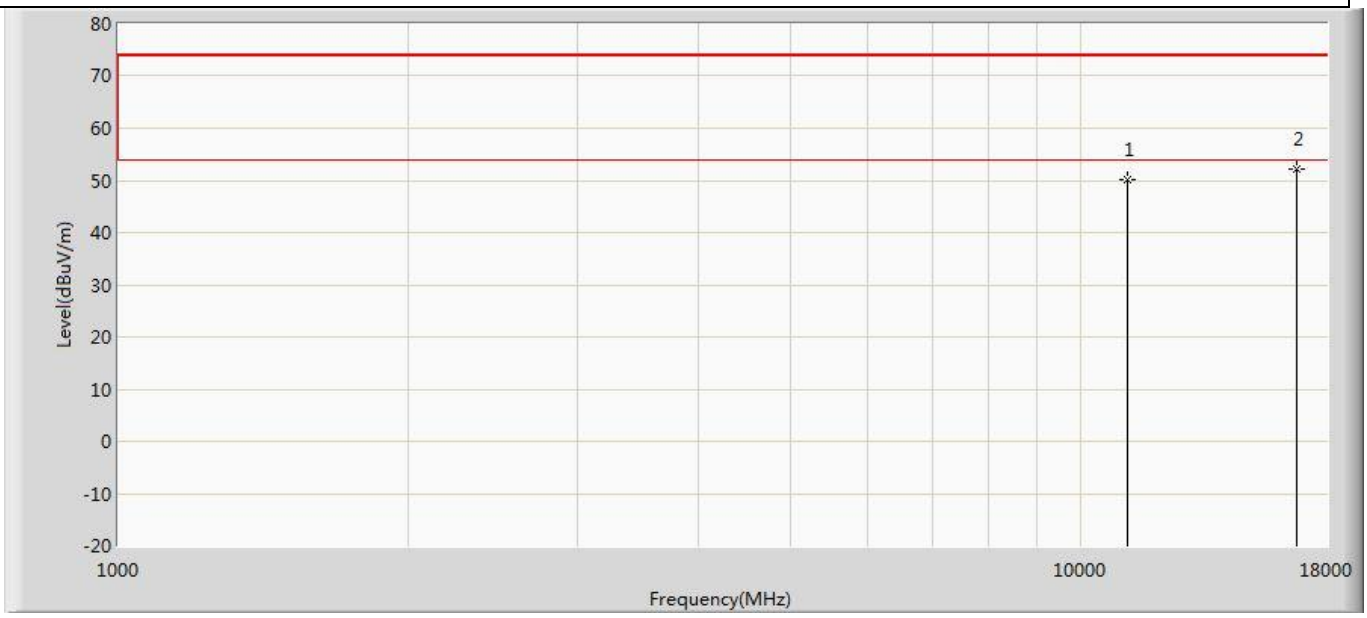


| No | Mark | Frequency (MHz) | Measure Level (dBuV/m) | Reading Level (dBuV) | Over Limit (dB) | Limit (dBuV/m) | Factor (dB) | Type |
|---|---|---|---|---|---|---|---|---|
| 1 | | 11180.000 | 50.041 | 52.274 | -23.959 | 74.000 | -2.234 | PK |
| 2 | * | 16770.000 | 52.110 | 47.105 | -21.890 | 74.000 | 5.005 | PK |

| | |
|---|---|
| Profile: 2390387R | Page No.: 136 |
| Engineer: Pengchengyang | |
| Site: AC5 | Time: 2024/01/12 - 09:08 |
| Limit: FCC_Part15.209_RE(3m) | Margin: 0 |
| Probe: Horn_3117_00167055(1-18GHz) | Polarity: Vertical |
| EUT: POS | Power: 120 Vac / 60 Hz |
| Note: Mode 3：Transmit at 5590MHz by 802.11n(40MHz) with Ant2 | |

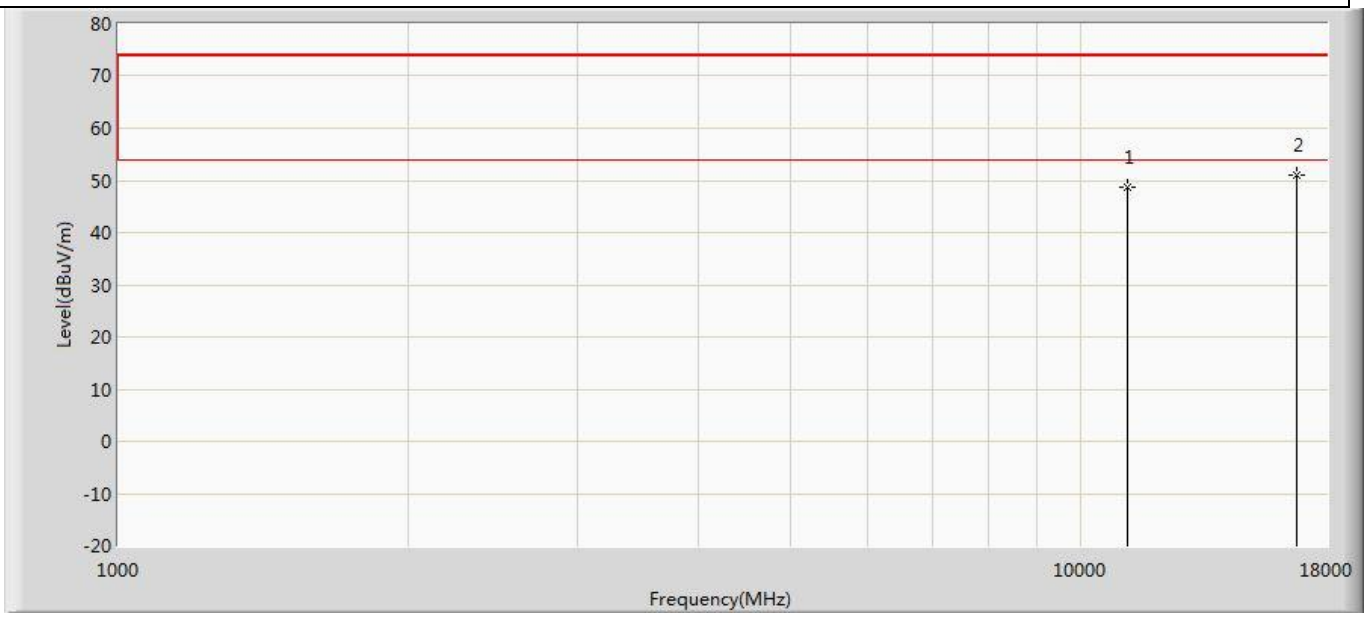


| No | Mark | Frequency (MHz) | Measure Level (dBuV/m) | Reading Level (dBuV) | Over Limit (dB) | Limit (dBuV/m) | Factor (dB) | Type |
|---|---|---|---|---|---|---|---|---|
| 1 | | 11180.000 | 48.732 | 50.965 | -25.268 | 74.000 | -2.234 | PK |
| 2 | * | 16770.000 | 51.159 | 46.154 | -22.841 | 74.000 | 5.005 | PK |

| | |
|---|---|
| Profile: 2390387R | Page No.: 137 |
| Engineer: Pengchengyang | |
| Site: AC5 | Time: 2024/01/12 - 09:08 |
| Limit: FCC_Part15.209_RE(3m) | Margin: 0 |
| Probe: Horn_3117_00167055(1-18GHz) | Polarity: Horizontal |
| EUT: POS | Power: 120 Vac / 60 Hz |
| Note: Mode 3：Transmit at 5670MHz by 802.11n(40MHz) with Ant2 | |

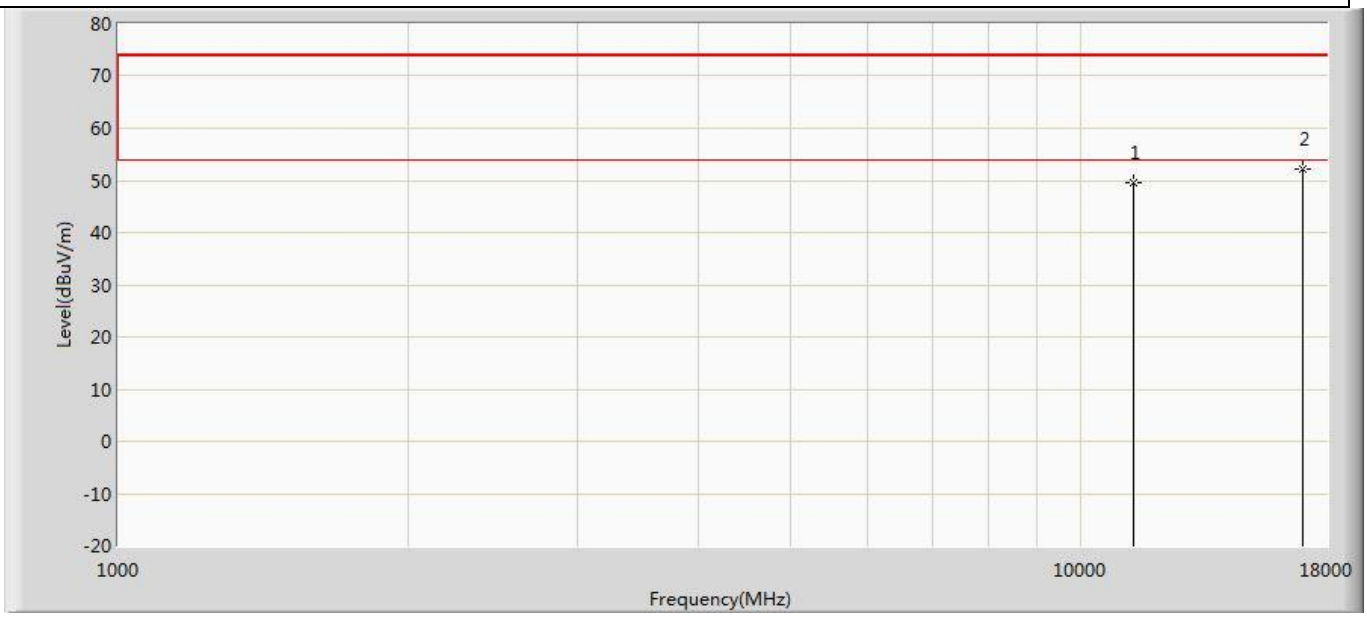


| No | Mark | Frequency (MHz) | Measure Level (dBuV/m) | Reading Level (dBuV) | Over Limit (dB) | Limit (dBuV/m) | Factor (dB) | Type |
|---|---|---|---|---|---|---|---|---|
| 1 | | 11340.000 | 49.635 | 51.006 | -24.365 | 74.000 | -1.371 | PK |
| 2 | * | 17010.000 | 52.035 | 47.870 | -21.965 | 74.000 | 4.165 | PK |

| | |
|---|---|
| Profile: 2390387R | Page No.: 138 |
| Engineer: Pengchengyang | |
| Site: AC5 | Time: 2024/01/12 - 09:08 |
| Limit: FCC_Part15.209_RE(3m) | Margin: 0 |
| Probe: Horn_3117_00167055(1-18GHz) | Polarity: Vertical |
| EUT: POS | Power: 120 Vac / 60 Hz |
| Note: Mode 3：Transmit at 5670MHz by 802.11n(40MHz) with Ant2 | |

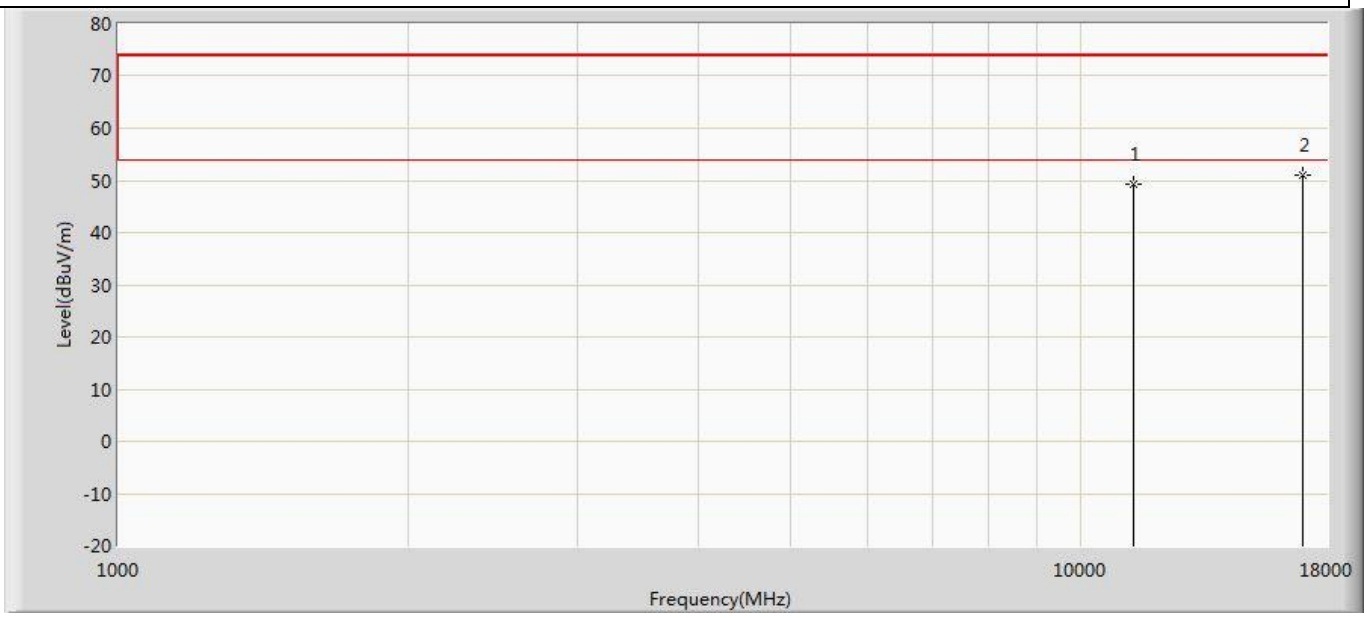


| No | Mark | Frequency (MHz) | Measure Level (dBuV/m) | Reading Level (dBuV) | Over Limit (dB) | Limit (dBuV/m) | Factor (dB) | Type |
|---|---|---|---|---|---|---|---|---|
| 1 | | 11340.000 | 49.386 | 50.757 | -24.614 | 74.000 | -1.371 | PK |
| 2 | * | 17010.000 | 51.043 | 46.878 | -22.957 | 74.000 | 4.165 | PK |

| | |
|---|---|
| Profile: 2390387R | Page No.: 41 |
| Engineer: Pengchengyang | |
| Site: AC5 | Time: 2024/01/12 - 09:04 |
| Limit: FCC_Part15.209_RE(3m) | Margin: 0 |
| Probe: Horn_3117_00167055(1-18GHz) | Polarity: Horizontal |
| EUT: POS | Power: 120 Vac / 60 Hz |
| Note: Mode 3：Transmit at 5755MHz by 802.11n(40MHz) with Ant2 | |

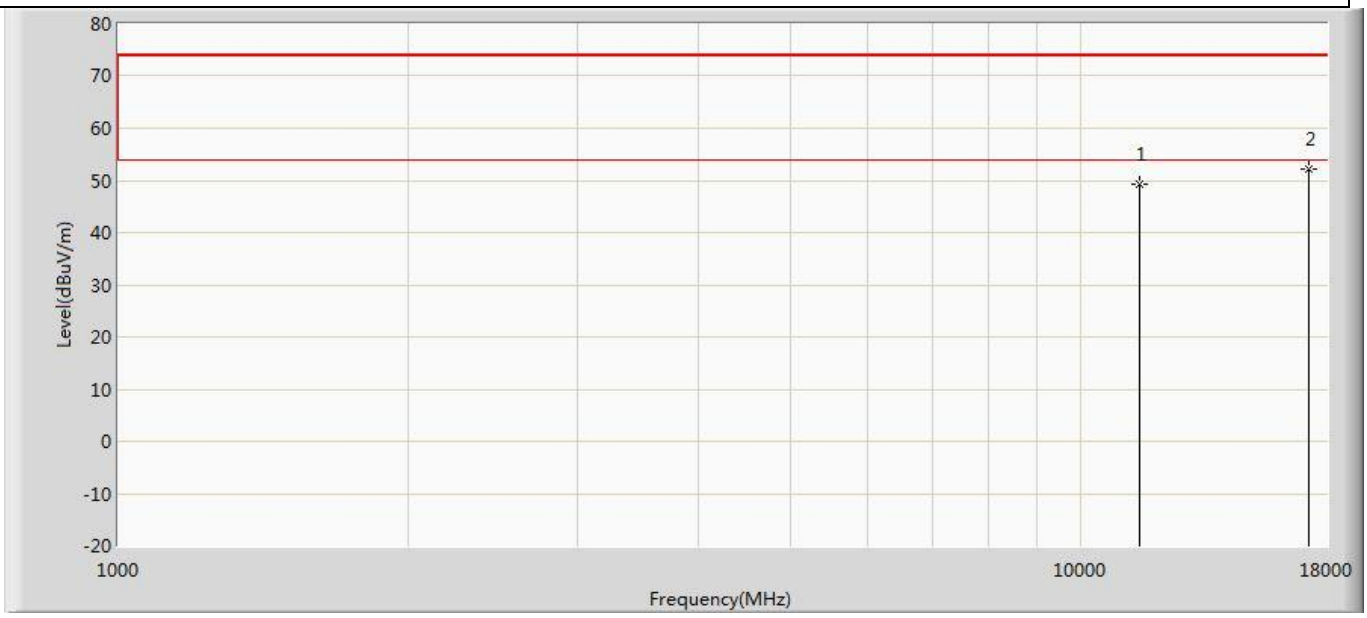


| No | Mark | Frequency (MHz) | Measure Level (dBuV/m) | Reading Level (dBuV) | Over Limit (dB) | Limit (dBuV/m) | Factor (dB) | Type |
|---|---|---|---|---|---|---|---|---|
| 1 | | 11510.000 | 49.292 | 50.570 | -24.708 | 74.000 | -1.278 | PK |
| 2 | * | 17265.000 | 52.136 | 48.723 | -21.864 | 74.000 | 3.412 | PK |

| | |
|---|---|
| Profile: 2390387R | Page No.: 42 |
| Engineer: Pengchengyang | |
| Site: AC5 | Time: 2024/01/12 - 09:04 |
| Limit: FCC_Part15.209_RE(3m) | Margin: 0 |
| Probe: Horn_3117_00167055(1-18GHz) | Polarity: Vertical |
| EUT: POS | Power: 120 Vac / 60 Hz |
| Note: Mode 3：Transmit at 5755MHz by 802.11n(40MHz) with Ant2 | |

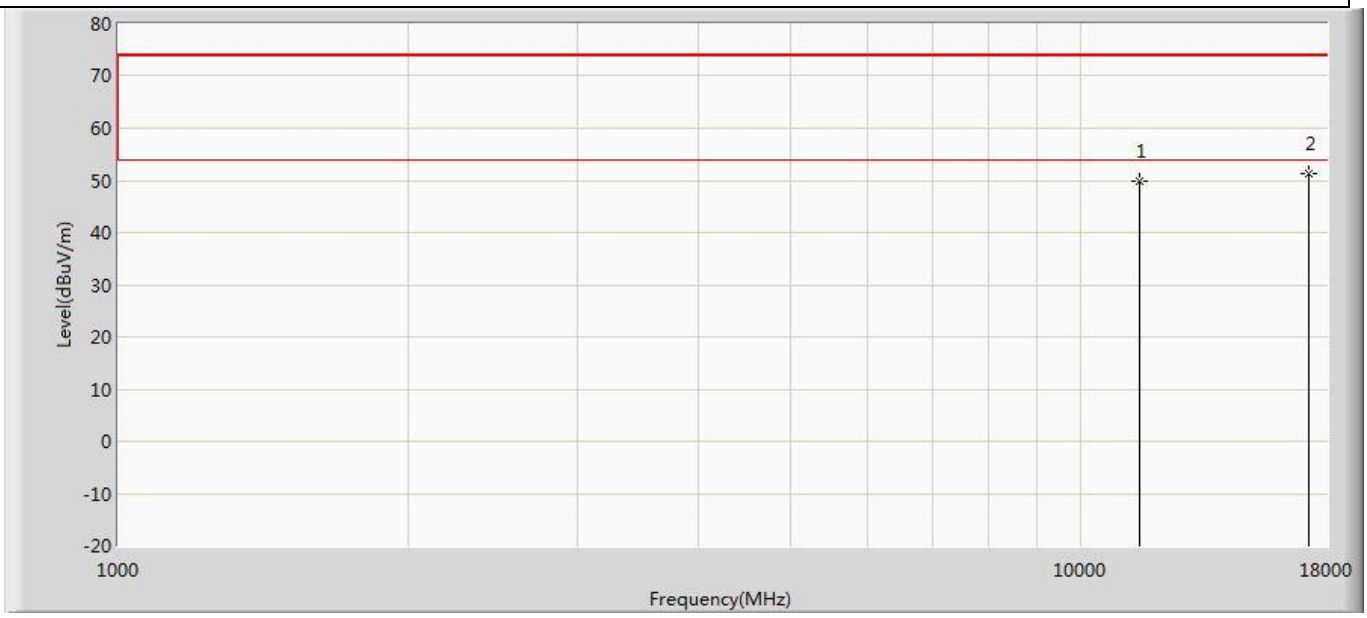


| No | Mark | Frequency (MHz) | Measure Level (dBuV/m) | Reading Level (dBuV) | Over Limit (dB) | Limit (dBuV/m) | Factor (dB) | Type |
|---|---|---|---|---|---|---|---|---|
| 1 | | 11510.000 | 49.962 | 51.240 | -24.038 | 74.000 | -1.278 | PK |
| 2 | * | 17265.000 | 51.429 | 48.016 | -22.571 | 74.000 | 3.412 | PK |

| | |
|---|---|
| Profile: 2390387R | Page No.: 43 |
| Engineer: Pengchengyang | |
| Site: AC5 | Time: 2024/01/12 - 09:04 |
| Limit: FCC_Part15.209_RE(3m) | Margin: 0 |
| Probe: Horn_3117_00167055(1-18GHz) | Polarity: Horizontal |
| EUT: POS | Power: 120 Vac / 60 Hz |
| Note: Mode 3：Transmit at 5795MHz by 802.11n(40MHz) with Ant2 | |

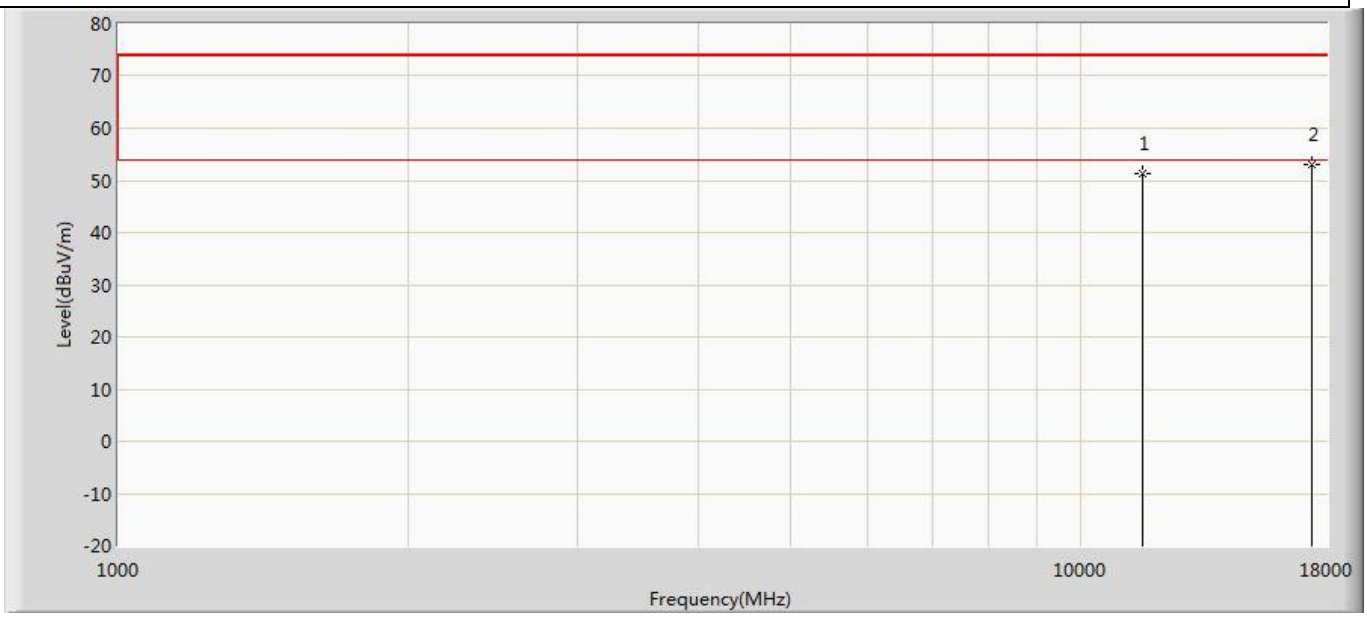


| No | Mark | Frequency (MHz) | Measure Level (dBuV/m) | Reading Level (dBuV) | Over Limit (dB) | Limit (dBuV/m) | Factor (dB) | Type |
|---|---|---|---|---|---|---|---|---|
| 1 | | 11590.000 | 51.231 | 51.130 | -22.769 | 74.000 | 0.101 | PK |
| 2 | * | 17385.000 | 52.945 | 49.613 | -21.055 | 74.000 | 3.332 | PK |

| | |
|---|---|
| Profile: 2390387R | Page No.: 44 |
| Engineer: Pengchengyang | |
| Site: AC5 | Time: 2024/01/12 - 09:04 |
| Limit: FCC_Part15.209_RE(3m) | Margin: 0 |
| Probe: Horn_3117_00167055(1-18GHz) | Polarity: Vertical |
| EUT: POS | Power: 120 Vac / 60 Hz |
| Note: Mode 3：Transmit at 5795MHz by 802.11n(40MHz) with Ant2 | |

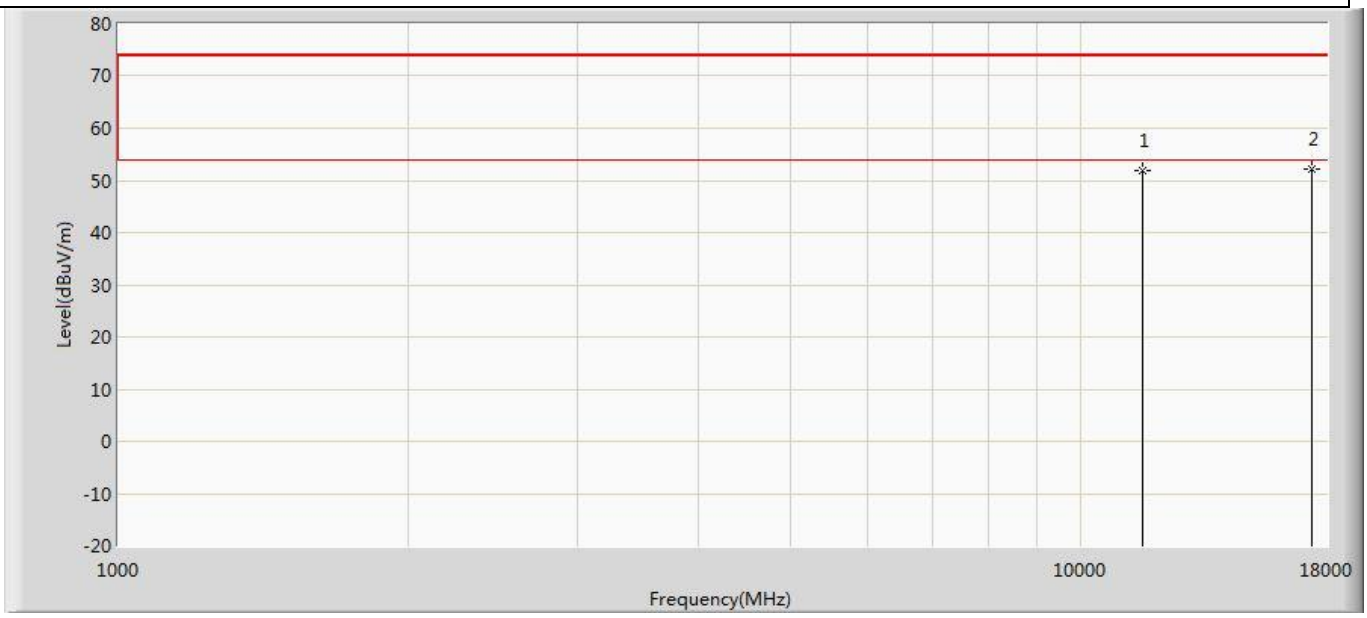


| No | Mark | Frequency (MHz) | Measure Level (dBuV/m) | Reading Level (dBuV) | Over Limit (dB) | Limit (dBuV/m) | Factor (dB) | Type |
|---|---|---|---|---|---|---|---|---|
| 1 | | 11590.000 | 51.988 | 51.887 | -22.012 | 74.000 | 0.101 | PK |
| 2 | * | 17385.000 | 52.176 | 48.844 | -21.824 | 74.000 | 3.332 | PK |

| | |
|---|---|
| Profile: 2390387R | Page No.: 139 |
| Engineer: Pengchengyang | |
| Site: AC5 | Time: 2024/01/12 - 09:08 |
| Limit: FCC_Part15.209_RE(3m) | Margin: 0 |
| Probe: Horn_3117_00167055(1-18GHz) | Polarity: Horizontal |
| EUT: POS | Power: 120 Vac / 60 Hz |
| Note: Mode 4：Transmit at 5180MHz by 802.11ac(20MHz) with Ant2 | |

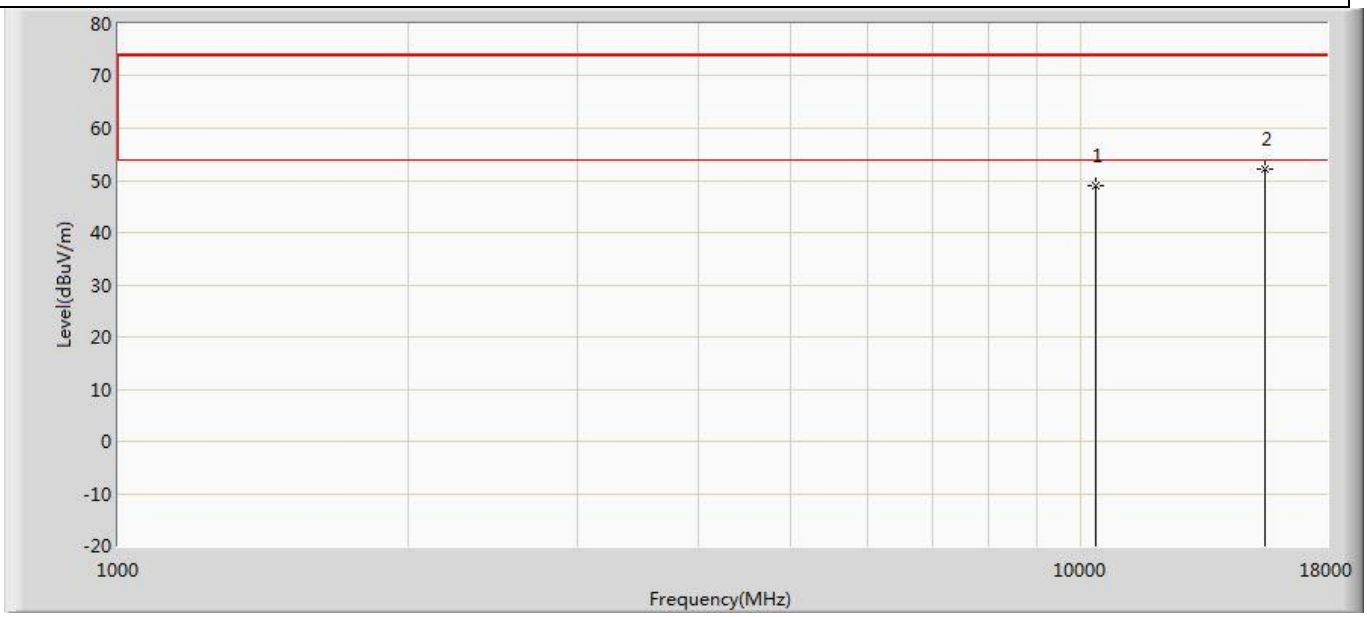


| No | Mark | Frequency (MHz) | Measure Level (dBuV/m) | Reading Level (dBuV) | Over Limit (dB) | Limit (dBuV/m) | Factor (dB) | Type |
|---|---|---|---|---|---|---|---|---|
| 1 | | 10360.000 | 49.029 | 52.435 | -24.971 | 74.000 | -3.406 | PK |
| 2 | * | 15540.000 | 52.064 | 51.021 | -21.936 | 74.000 | 1.043 | PK |

| | |
|---|---|
| Profile: 2390387R | Page No.: 140 |
| Engineer: Pengchengyang | |
| Site: AC5 | Time: 2024/01/12 - 09:09 |
| Limit: FCC_Part15.209_RE(3m) | Margin: 0 |
| Probe: Horn_3117_00167055(1-18GHz) | Polarity: Vertical |
| EUT: POS | Power: 120 Vac / 60 Hz |
| Note: Mode 4：Transmit at 5180MHz by 802.11ac(20MHz) with Ant2 | |

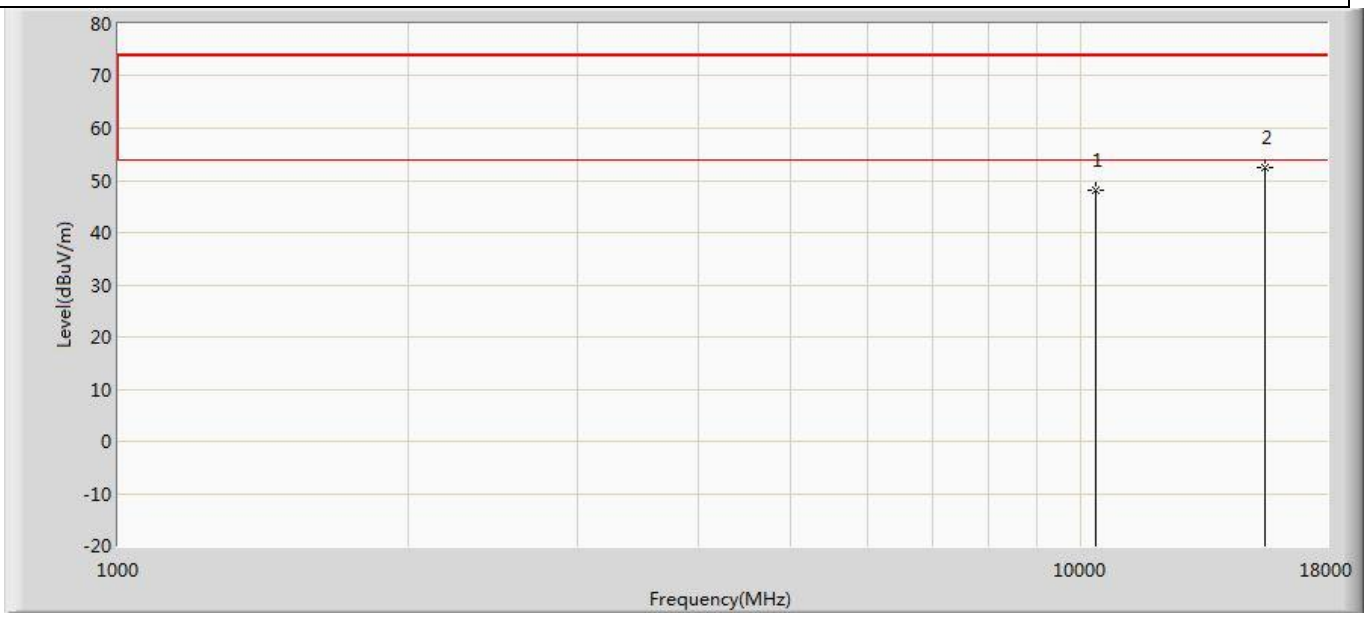


| No | Mark | Frequency (MHz) | Measure Level (dBuV/m) | Reading Level (dBuV) | Over Limit (dB) | Limit (dBuV/m) | Factor (dB) | Type |
|---|---|---|---|---|---|---|---|---|
| 1 | | 10360.000 | 48.040 | 51.446 | -25.960 | 74.000 | -3.406 | PK |
| 2 | * | 15540.000 | 52.530 | 51.487 | -21.470 | 74.000 | 1.043 | PK |

| | |
|---|---|
| Profile: 2390387R | Page No.: 141 |
| Engineer: Pengchengyang | |
| Site: AC5 | Time: 2024/01/12 - 09:09 |
| Limit: FCC_Part15.209_RE(3m) | Margin: 0 |
| Probe: Horn_3117_00167055(1-18GHz) | Polarity: Horizontal |
| EUT: POS | Power: 120 Vac / 60 Hz |
| Note: Mode 4：Transmit at 5220MHz by 802.11ac(20MHz) with Ant2 | |

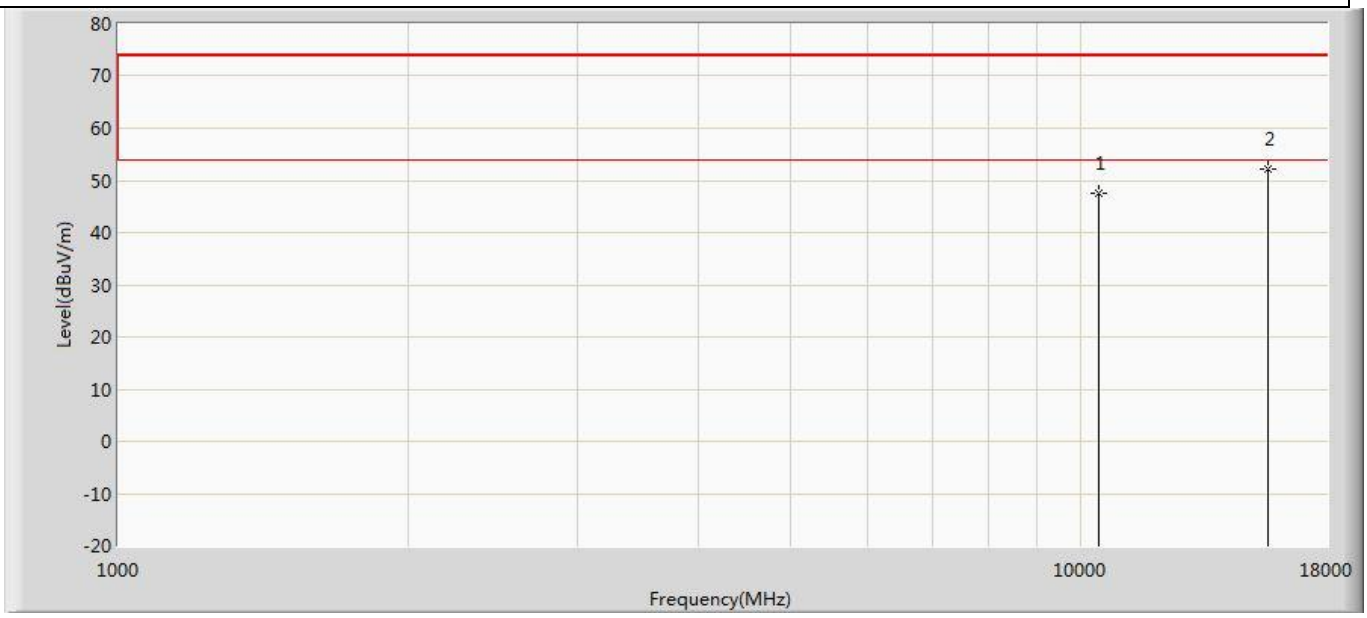


| No | Mark | Frequency (MHz) | Measure Level (dBuV/m) | Reading Level (dBuV) | Over Limit (dB) | Limit (dBuV/m) | Factor (dB) | Type |
|---|---|---|---|---|---|---|---|---|
| 1 | | 10440.000 | 47.654 | 50.948 | -26.346 | 74.000 | -3.294 | PK |
| 2 | * | 15660.000 | 52.121 | 51.110 | -21.879 | 74.000 | 1.011 | PK |

| | |
|---|---|
| Profile: 2390387R | Page No.: 142 |
| Engineer: Pengchengyang | |
| Site: AC5 | Time: 2024/01/12 - 09:09 |
| Limit: FCC_Part15.209_RE(3m) | Margin: 0 |
| Probe: Horn_3117_00167055(1-18GHz) | Polarity: Vertical |
| EUT: POS | Power: 120 Vac / 60 Hz |
| Note: Mode 4：Transmit at 5220MHz by 802.11ac(20MHz) with Ant2 | |

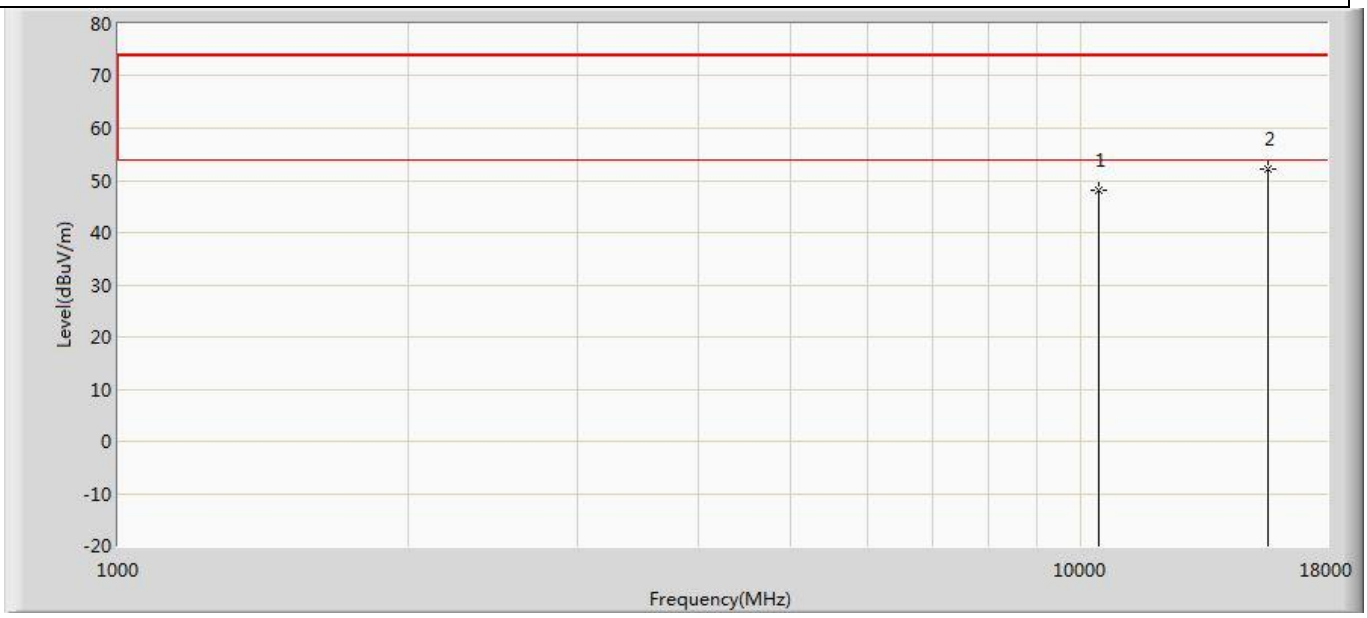


| No | Mark | Frequency (MHz) | Measure Level (dBuV/m) | Reading Level (dBuV) | Over Limit (dB) | Limit (dBuV/m) | Factor (dB) | Type |
|---|---|---|---|---|---|---|---|---|
| 1 | | 10440.000 | 48.107 | 51.401 | -25.893 | 74.000 | -3.294 | PK |
| 2 | * | 15660.000 | 52.317 | 51.306 | -21.683 | 74.000 | 1.011 | PK |

| | |
|---|---|
| Profile: 2390387R | Page No.: 143 |
| Engineer: Pengchengyang | |
| Site: AC5 | Time: 2024/01/12 - 09:09 |
| Limit: FCC_Part15.209_RE(3m) | Margin: 0 |
| Probe: Horn_3117_00167055(1-18GHz) | Polarity: Horizontal |
| EUT: POS | Power: 120 Vac / 60 Hz |
| Note: Mode 4：Transmit at 5240MHz by 802.11ac(20MHz) with Ant2 | |

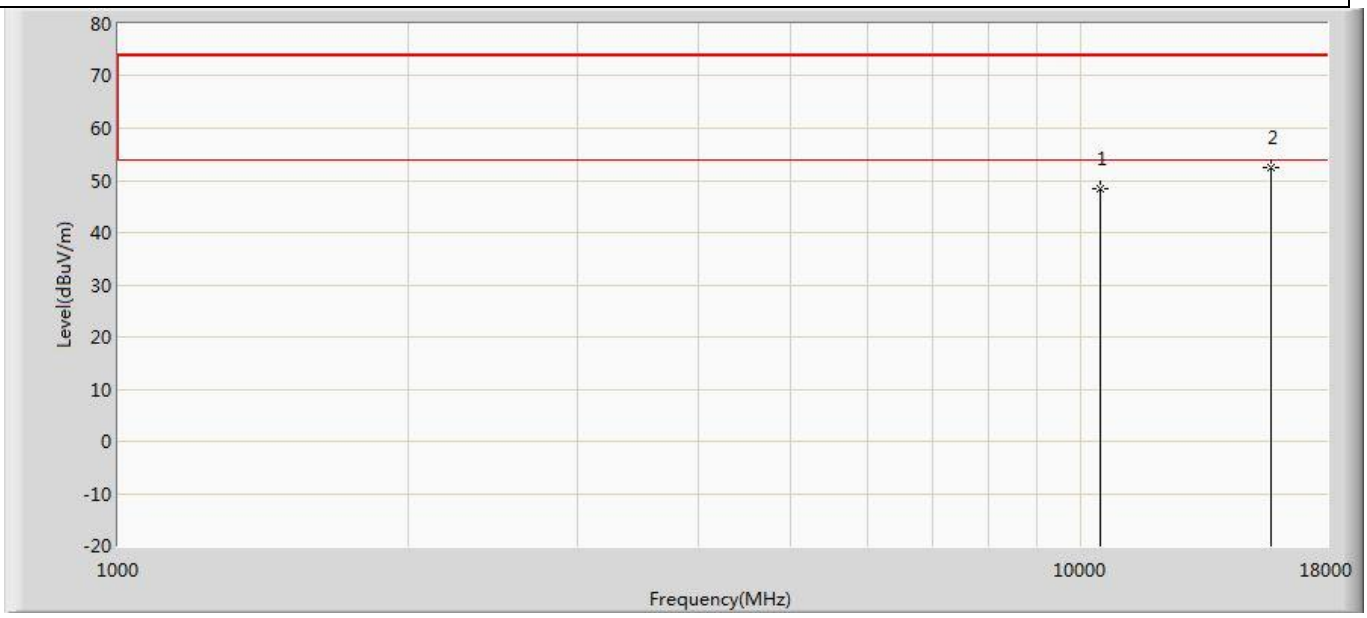


| No | Mark | Frequency (MHz) | Measure Level (dBuV/m) | Reading Level (dBuV) | Over Limit (dB) | Limit (dBuV/m) | Factor (dB) | Type |
|---|---|---|---|---|---|---|---|---|
| 1 | | 10480.000 | 48.322 | 51.601 | -25.678 | 74.000 | -3.279 | PK |
| 2 | * | 15720.000 | 52.522 | 51.002 | -21.478 | 74.000 | 1.520 | PK |

| | |
|---|---|
| Profile: 2390387R | Page No.: 144 |
| Engineer: Pengchengyang | |
| Site: AC5 | Time: 2024/01/12 - 09:09 |
| Limit: FCC_Part15.209_RE(3m) | Margin: 0 |
| Probe: Horn_3117_00167055(1-18GHz) | Polarity: Vertical |
| EUT: POS | Power: 120 Vac / 60 Hz |
| Note: Mode 4：Transmit at 5240MHz by 802.11ac(20MHz) with Ant2 | |

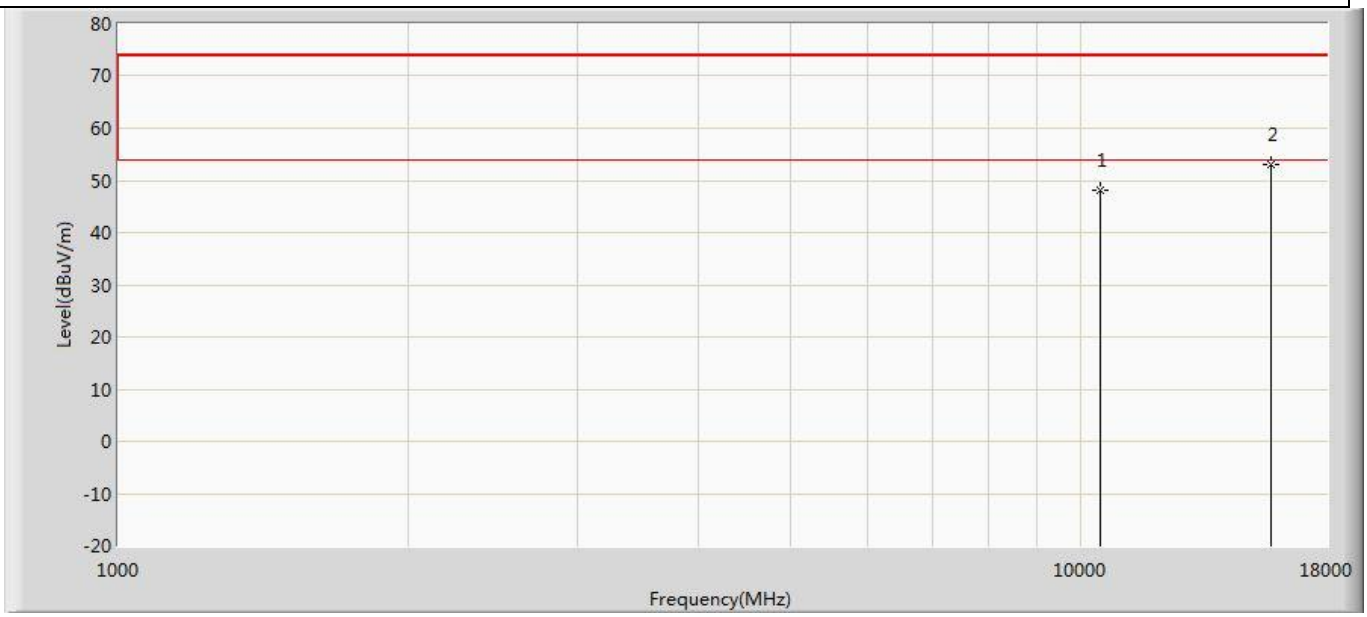


| No | Mark | Frequency (MHz) | Measure Level (dBuV/m) | Reading Level (dBuV) | Over Limit (dB) | Limit (dBuV/m) | Factor (dB) | Type |
|---|---|---|---|---|---|---|---|---|
| 1 | | 10480.000 | 48.219 | 51.498 | -25.781 | 74.000 | -3.279 | PK |
| 2 | * | 15720.000 | 52.937 | 51.417 | -21.063 | 74.000 | 1.520 | PK |

| | |
|---|---|
| Profile: 2390387R | Page No.: 145 |
| Engineer: Pengchengyang | |
| Site: AC5 | Time: 2024/01/12 - 09:09 |
| Limit: FCC_Part15.209_RE(3m) | Margin: 0 |
| Probe: Horn_3117_00167055(1-18GHz) | Polarity: Horizontal |
| EUT: POS | Power: 120 Vac / 60 Hz |
| Note: Mode 4：Transmit at 5260MHz by 802.11ac(20MHz) with Ant2 | |

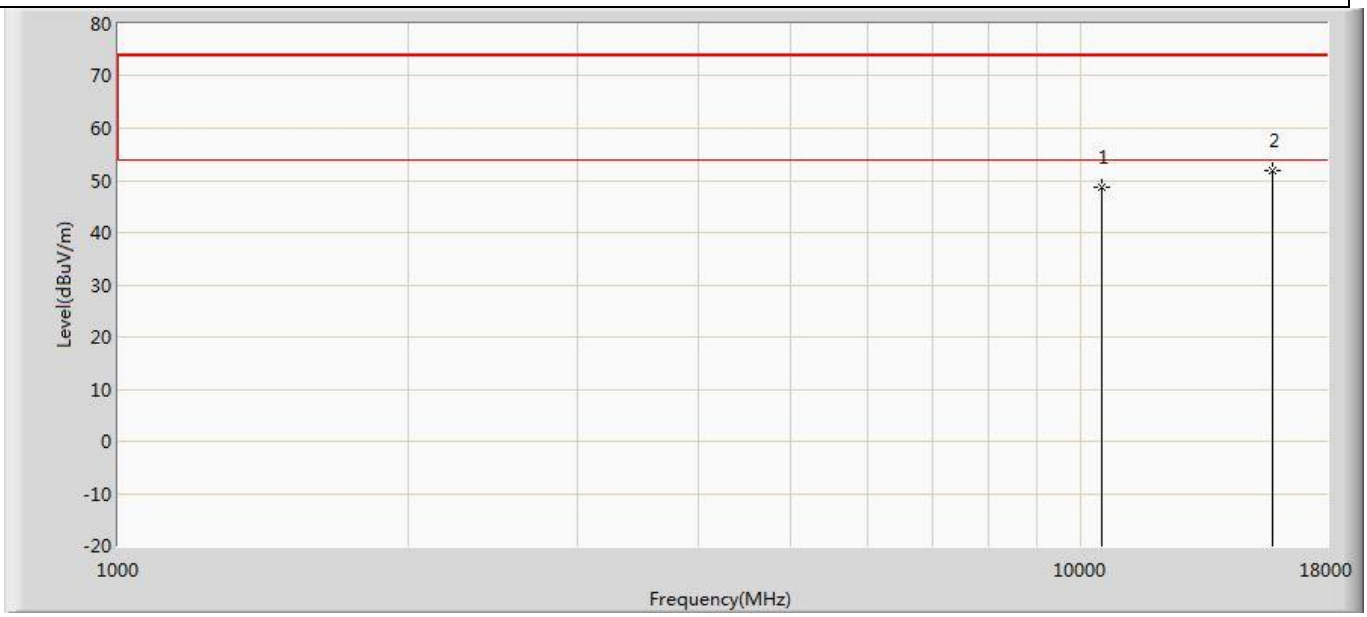


| No | Mark | Frequency (MHz) | Measure Level (dBuV/m) | Reading Level (dBuV) | Over Limit (dB) | Limit (dBuV/m) | Factor (dB) | Type |
|---|---|---|---|---|---|---|---|---|
| 1 | | 10520.000 | 48.711 | 51.950 | -25.289 | 74.000 | -3.239 | PK |
| 2 | * | 15780.000 | 51.999 | 50.741 | -22.001 | 74.000 | 1.257 | PK |

| | |
|---|---|
| Profile: 2390387R | Page No.: 146 |
| Engineer: Pengchengyang | |
| Site: AC5 | Time: 2024/01/12 - 09:09 |
| Limit: FCC_Part15.209_RE(3m) | Margin: 0 |
| Probe: Horn_3117_00167055(1-18GHz) | Polarity: Vertical |
| EUT: POS | Power: 120 Vac / 60 Hz |
| Note: Mode 4：Transmit at 5260MHz by 802.11ac(20MHz) with Ant2 | |

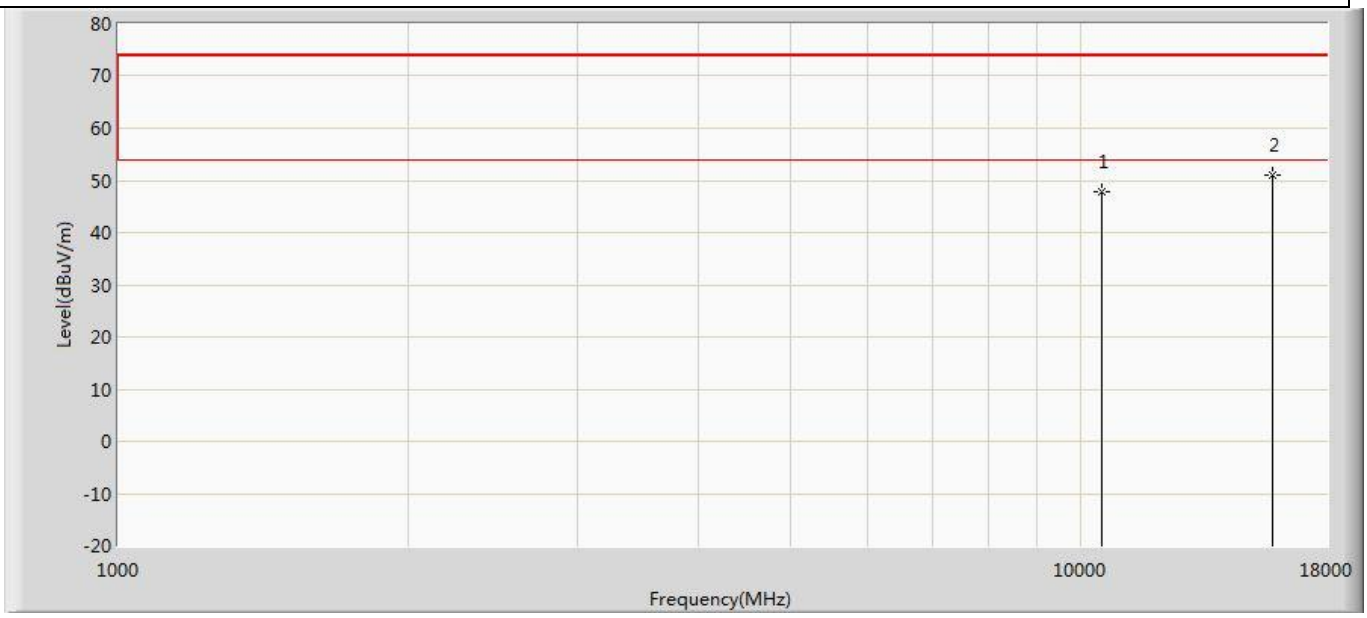


| No | Mark | Frequency (MHz) | Measure Level (dBuV/m) | Reading Level (dBuV) | Over Limit (dB) | Limit (dBuV/m) | Factor (dB) | Type |
|---|---|---|---|---|---|---|---|---|
| 1 | | 10520.000 | 47.968 | 51.207 | -26.032 | 74.000 | -3.239 | PK |
| 2 | * | 15780.000 | 50.957 | 49.699 | -23.043 | 74.000 | 1.257 | PK |

| | |
|---|---|
| Profile: 2390387R | Page No.: 147 |
| Engineer: Pengchengyang | |
| Site: AC5 | Time: 2024/01/12 - 09:09 |
| Limit: FCC_Part15.209_RE(3m) | Margin: 0 |
| Probe: Horn_3117_00167055(1-18GHz) | Polarity: Horizontal |
| EUT: POS | Power: 120 Vac / 60 Hz |
| Note: Mode 4：Transmit at 5300MHz by 802.11ac(20MHz) with Ant2 | |

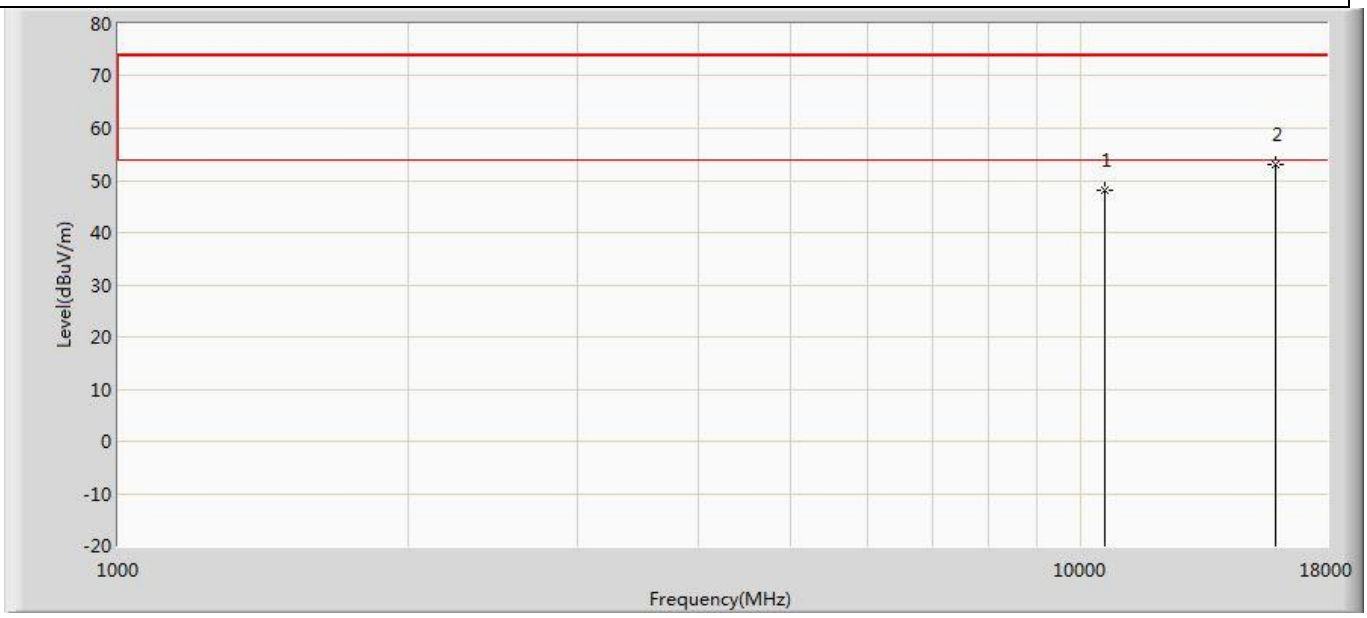


| No | Mark | Frequency (MHz) | Measure Level (dBuV/m) | Reading Level (dBuV) | Over Limit (dB) | Limit (dBuV/m) | Factor (dB) | Type |
|---|---|---|---|---|---|---|---|---|
| 1 | | 10600.000 | 48.152 | 50.854 | -25.848 | 74.000 | -2.702 | PK |
| 2 | * | 15900.000 | 52.974 | 50.907 | -21.026 | 74.000 | 2.067 | PK |

| | |
|---|---|
| Profile: 2390387R | Page No.: 148 |
| Engineer: Pengchengyang | |
| Site: AC5 | Time: 2024/01/12 - 09:09 |
| Limit: FCC_Part15.209_RE(3m) | Margin: 0 |
| Probe: Horn_3117_00167055(1-18GHz) | Polarity: Vertical |
| EUT: POS | Power: 120 Vac / 60 Hz |
| Note: Mode 4：Transmit at 5300MHz by 802.11ac(20MHz) with Ant2 | |

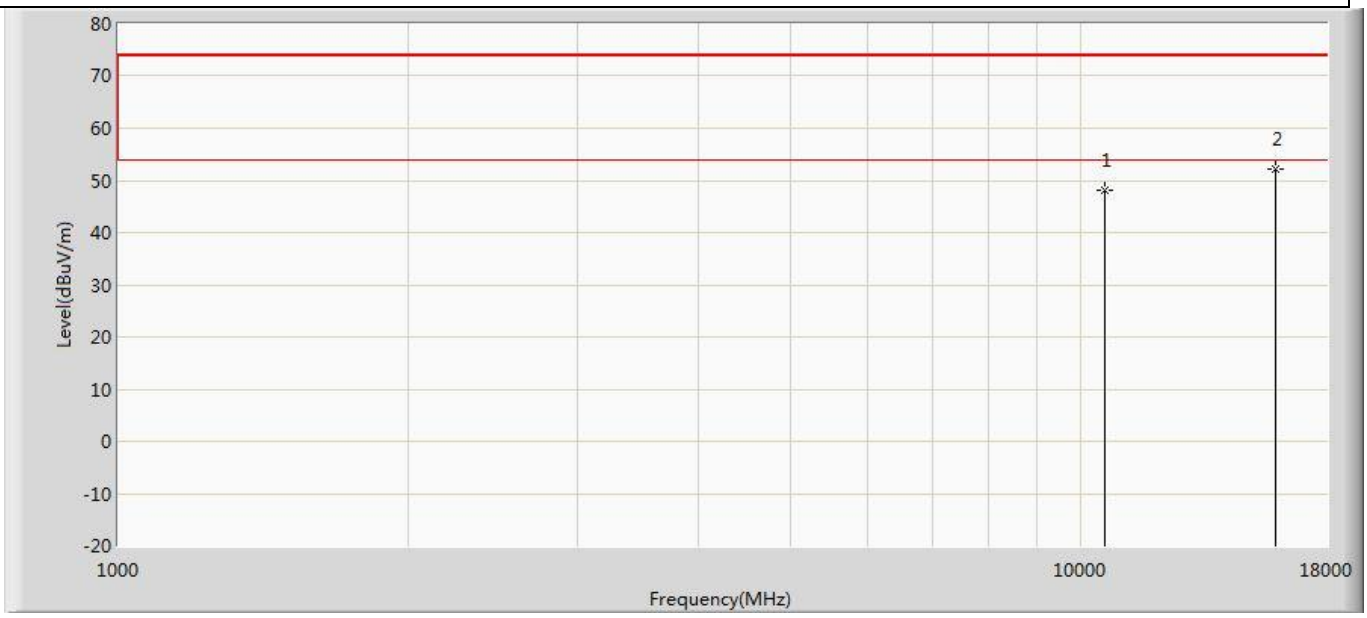


| No | Mark | Frequency (MHz) | Measure Level (dBuV/m) | Reading Level (dBuV) | Over Limit (dB) | Limit (dBuV/m) | Factor (dB) | Type |
|---|---|---|---|---|---|---|---|---|
| 1 | | 10600.000 | 48.108 | 50.810 | -25.892 | 74.000 | -2.702 | PK |
| 2 | * | 15900.000 | 52.191 | 50.124 | -21.809 | 74.000 | 2.067 | PK |

| | |
|---|---|
| Profile: 2390387R | Page No.: 149 |
| Engineer: Pengchengyang | |
| Site: AC5 | Time: 2024/01/12 - 09:09 |
| Limit: FCC_Part15.209_RE(3m) | Margin: 0 |
| Probe: Horn_3117_00167055(1-18GHz) | Polarity: Horizontal |
| EUT: POS | Power: 120 Vac / 60 Hz |
| Note: Mode 4：Transmit at 5320MHz by 802.11ac(20MHz) with Ant2 | |

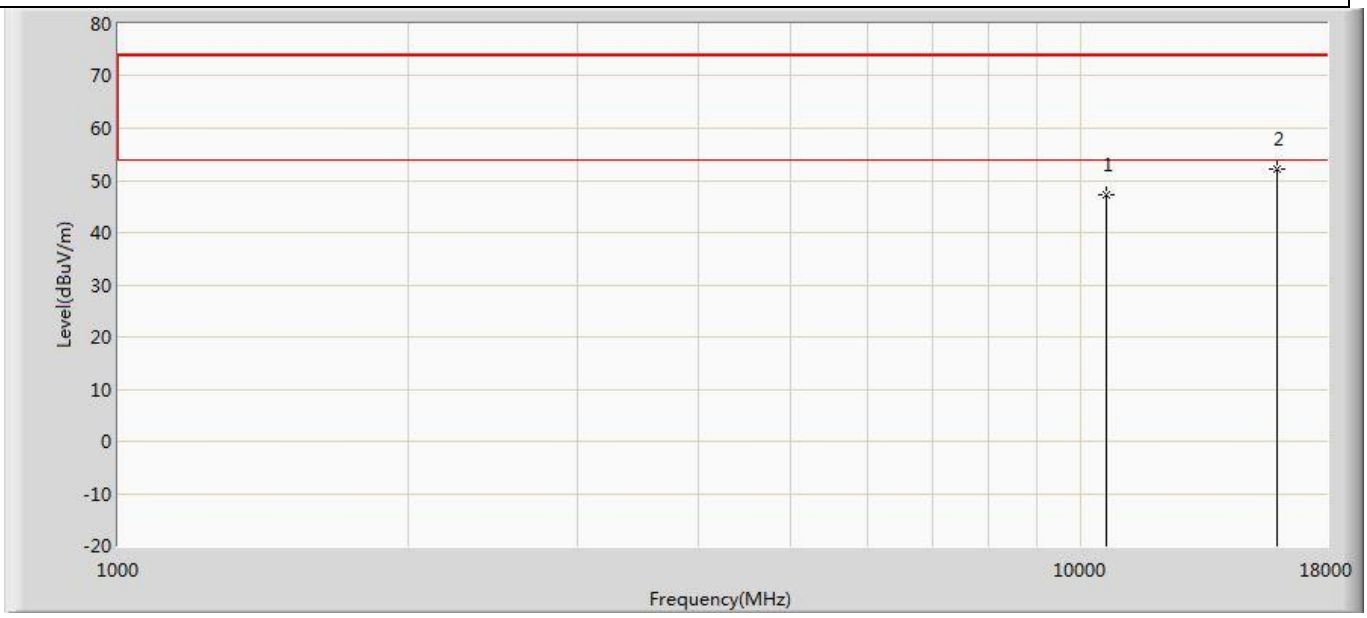


| No | Mark | Frequency (MHz) | Measure Level (dBuV/m) | Reading Level (dBuV) | Over Limit (dB) | Limit (dBuV/m) | Factor (dB) | Type |
|---|---|---|---|---|---|---|---|---|
| 1 | | 10640.000 | 47.312 | 50.676 | -26.688 | 74.000 | -3.364 | PK |
| 2 | * | 15960.000 | 52.057 | 50.924 | -21.943 | 74.000 | 1.133 | PK |

| | |
|---|---|
| Profile: 2390387R | Page No.: 150 |
| Engineer: Pengchengyang | |
| Site: AC5 | Time: 2024/01/12 - 09:09 |
| Limit: FCC_Part15.209_RE(3m) | Margin: 0 |
| Probe: Horn_3117_00167055(1-18GHz) | Polarity: Vertical |
| EUT: POS | Power: 120 Vac / 60 Hz |
| Note: Mode 4：Transmit at 5320MHz by 802.11ac(20MHz) with Ant2 | |

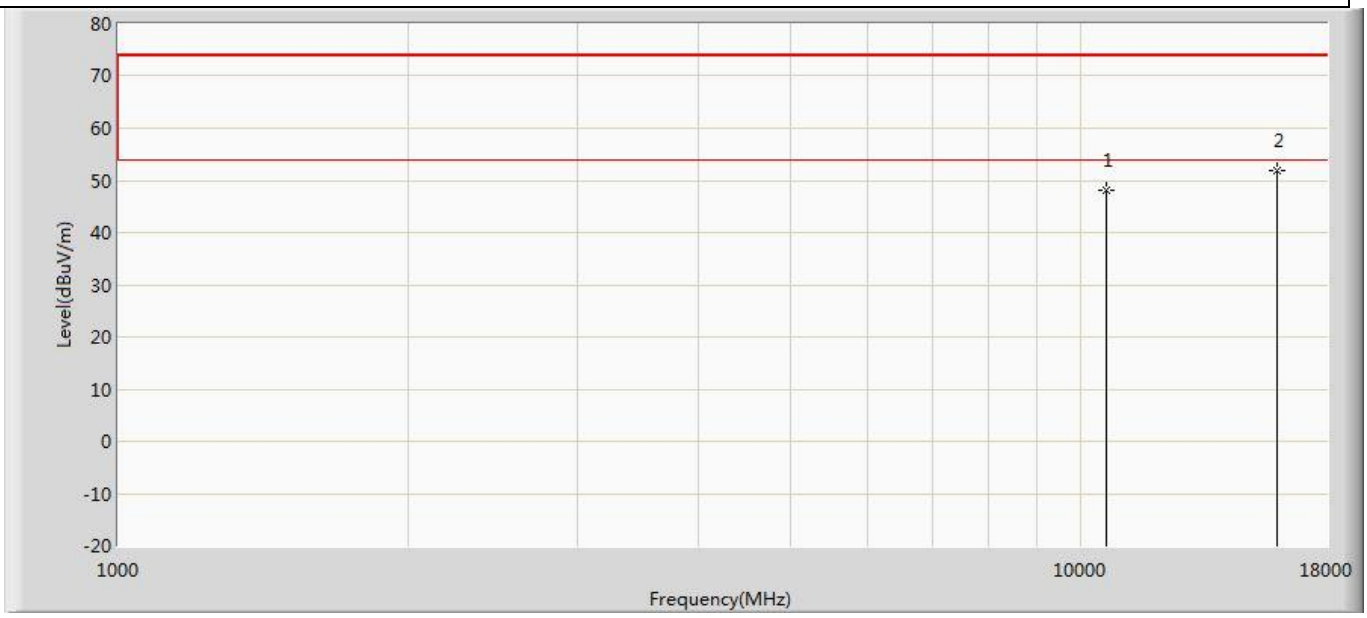


| No | Mark | Frequency (MHz) | Measure Level (dBuV/m) | Reading Level (dBuV) | Over Limit (dB) | Limit (dBuV/m) | Factor (dB) | Type |
|---|---|---|---|---|---|---|---|---|
| 1 | | 10640.000 | 48.116 | 51.480 | -25.884 | 74.000 | -3.364 | PK |
| 2 | * | 15960.000 | 51.869 | 50.736 | -22.131 | 74.000 | 1.133 | PK |

| | |
|---|---|
| Profile: 2390387R | Page No.: 151 |
| Engineer: Pengchengyang | |
| Site: AC5 | Time: 2024/01/12 - 09:09 |
| Limit: FCC_Part15.209_RE(3m) | Margin: 0 |
| Probe: Horn_3117_00167055(1-18GHz) | Polarity: Horizontal |
| EUT: POS | Power: 120 Vac / 60 Hz |
| Note: Mode 4：Transmit at 5500MHz by 802.11ac(20MHz) with Ant2 | |

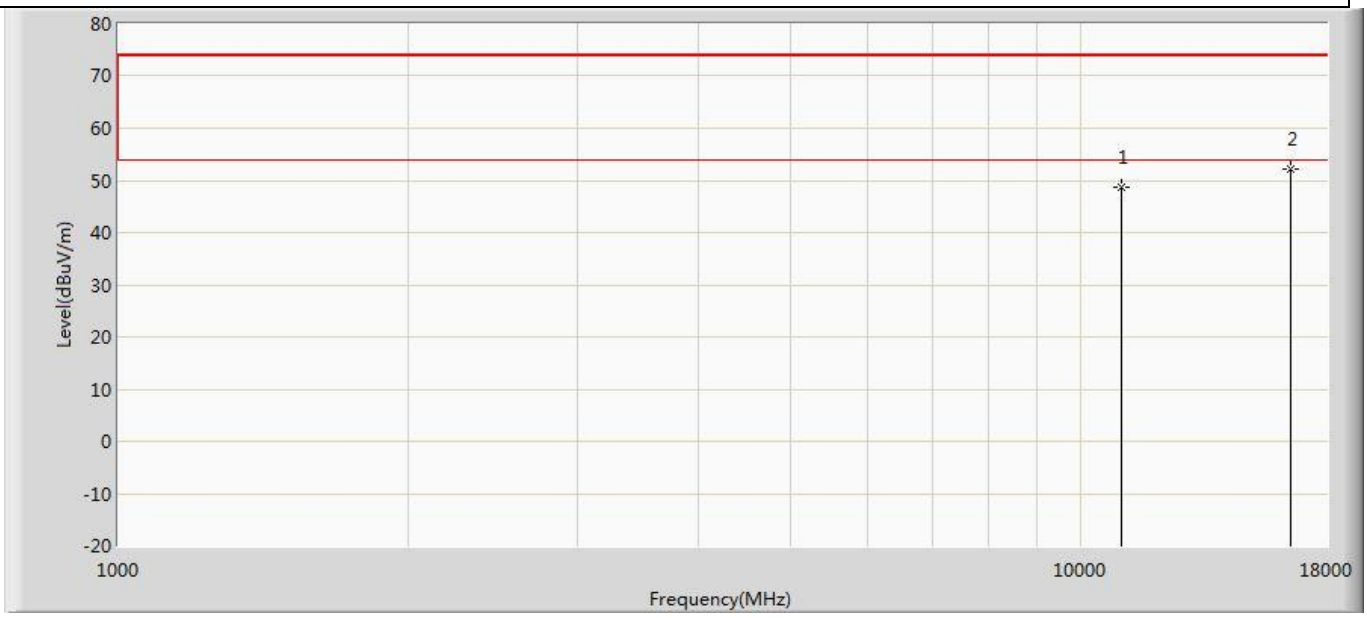


| No | Mark | Frequency (MHz) | Measure Level (dBuV/m) | Reading Level (dBuV) | Over Limit (dB) | Limit (dBuV/m) | Factor (dB) | Type |
|---|---|---|---|---|---|---|---|---|
| 1 | | 11000.000 | 48.739 | 50.627 | -25.261 | 74.000 | -1.888 | PK |
| 2 | * | 16500.000 | 52.309 | 47.376 | -21.691 | 74.000 | 4.933 | PK |

| | |
|---|---|
| Profile: 2390387R | Page No.: 152 |
| Engineer: Pengchengyang | |
| Site: AC5 | Time: 2024/01/12 - 09:09 |
| Limit: FCC_Part15.209_RE(3m) | Margin: 0 |
| Probe: Horn_3117_00167055(1-18GHz) | Polarity: Vertical |
| EUT: POS | Power: 120 Vac / 60 Hz |
| Note: Mode 4：Transmit at 5500MHz by 802.11ac(20MHz) with Ant2 | |

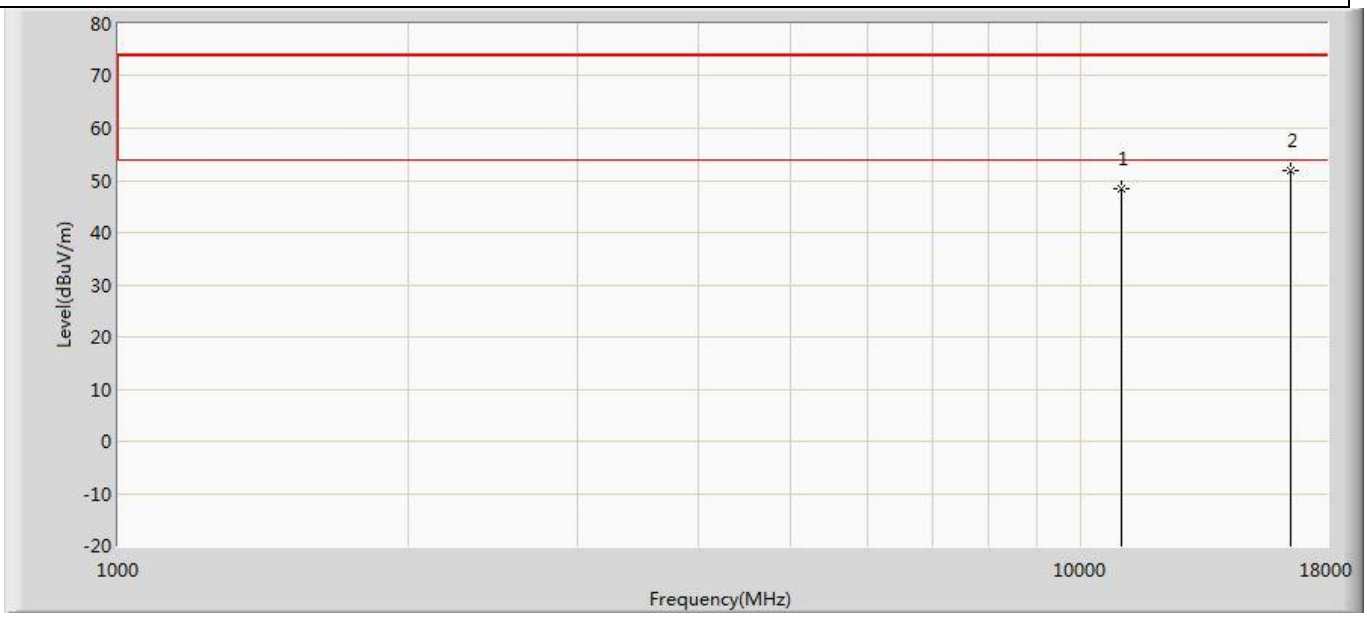


| No | Mark | Frequency (MHz) | Measure Level (dBuV/m) | Reading Level (dBuV) | Over Limit (dB) | Limit (dBuV/m) | Factor (dB) | Type |
|---|---|---|---|---|---|---|---|---|
| 1 | | 11000.000 | 48.498 | 50.386 | -25.502 | 74.000 | -1.888 | PK |
| 2 | * | 16500.000 | 51.775 | 46.842 | -22.225 | 74.000 | 4.933 | PK |

| | |
|---|---|
| Profile: 2390387R | Page No.: 153 |
| Engineer: Pengchengyang | |
| Site: AC5 | Time: 2024/01/12 - 09:09 |
| Limit: FCC_Part15.209_RE(3m) | Margin: 0 |
| Probe: Horn_3117_00167055(1-18GHz) | Polarity: Horizontal |
| EUT: POS | Power: 120 Vac / 60 Hz |
| Note: Mode 4：Transmit at 5580MHz by 802.11ac(20MHz) with Ant2 | |

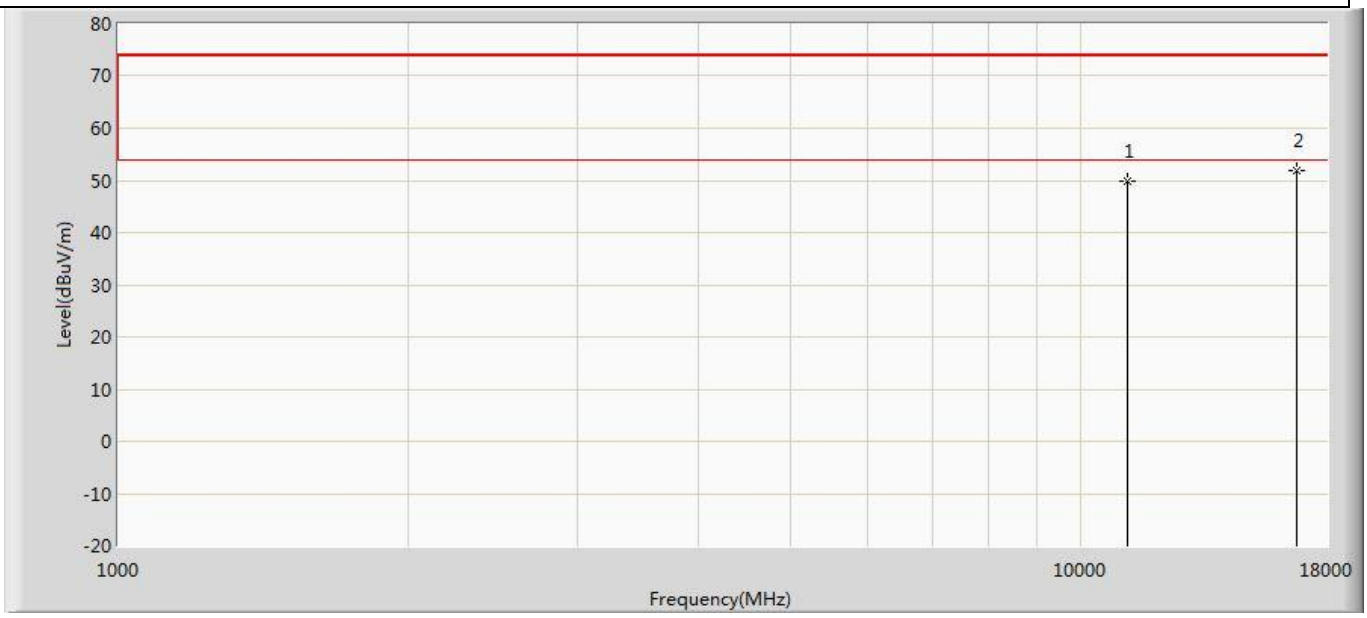


| No | Mark | Frequency (MHz) | Measure Level (dBuV/m) | Reading Level (dBuV) | Over Limit (dB) | Limit (dBuV/m) | Factor (dB) | Type |
|---|---|---|---|---|---|---|---|---|
| 1 | | 11160.000 | 49.847 | 51.032 | -24.153 | 74.000 | -1.185 | PK |
| 2 | * | 16740.000 | 52.017 | 47.959 | -21.983 | 74.000 | 4.058 | PK |

| | |
|---|---|
| Profile: 2390387R | Page No.: 154 |
| Engineer: Pengchengyang | |
| Site: AC5 | Time: 2024/01/12 - 09:09 |
| Limit: FCC_Part15.209_RE(3m) | Margin: 0 |
| Probe: Horn_3117_00167055(1-18GHz) | Polarity: Vertical |
| EUT: POS | Power: 120 Vac / 60 Hz |
| Note: Mode 4：Transmit at 5580MHz by 802.11ac(20MHz) with Ant2 | |

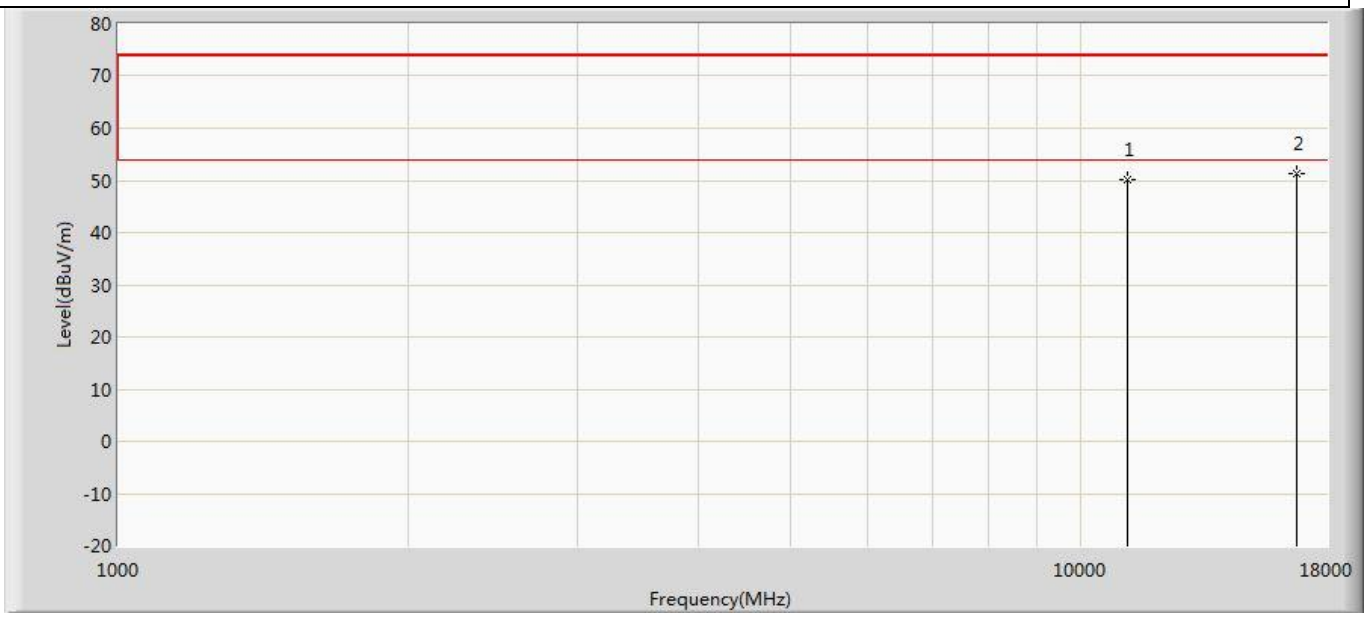


| No | Mark | Frequency (MHz) | Measure Level (dBuV/m) | Reading Level (dBuV) | Over Limit (dB) | Limit (dBuV/m) | Factor (dB) | Type |
|---|---|---|---|---|---|---|---|---|
| 1 | | 11160.000 | 50.103 | 51.288 | -23.897 | 74.000 | -1.185 | PK |
| 2 | * | 16740.000 | 51.212 | 47.154 | -22.788 | 74.000 | 4.058 | PK |

| | |
|---|---|
| Profile: 2390387R | Page No.: 155 |
| Engineer: Pengchengyang | |
| Site: AC5 | Time: 2024/01/12 - 09:10 |
| Limit: FCC_Part15.209_RE(3m) | Margin: 0 |
| Probe: Horn_3117_00167055(1-18GHz) | Polarity: Horizontal |
| EUT: POS | Power: 120 Vac / 60 Hz |
| Note: Mode 4：Transmit at 5700MHz by 802.11ac(20MHz) with Ant2 | |

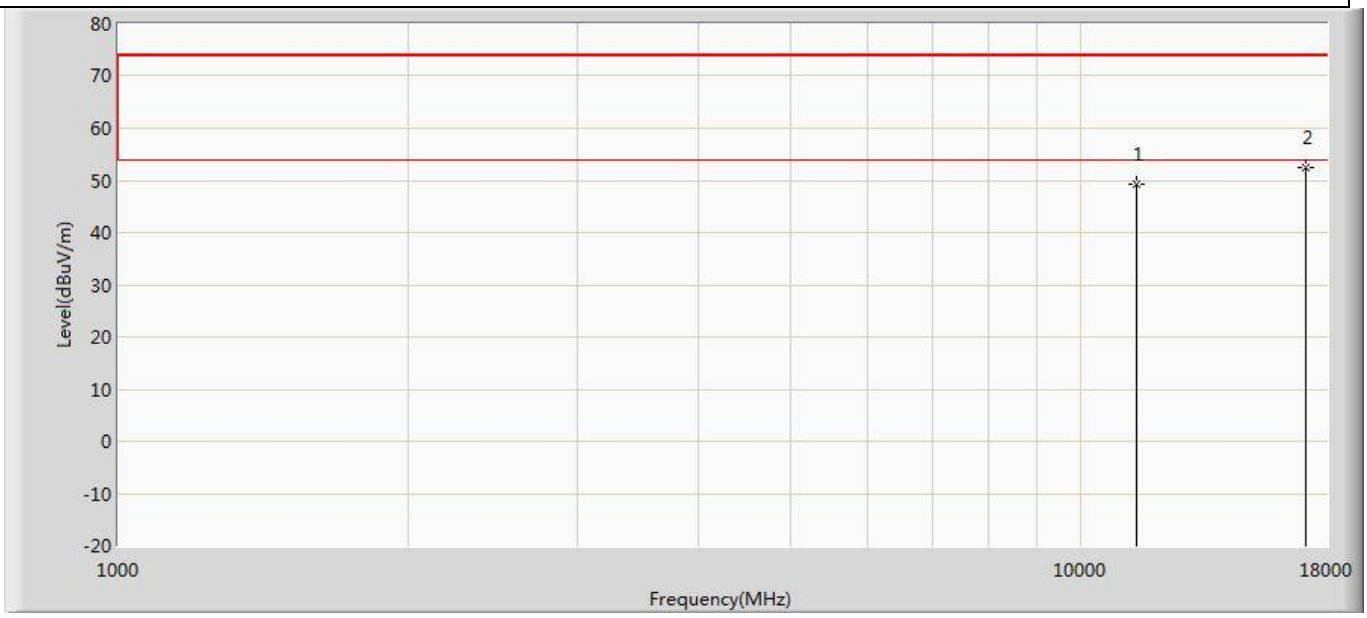


| No | Mark | Frequency (MHz) | Measure Level (dBuV/m) | Reading Level (dBuV) | Over Limit (dB) | Limit (dBuV/m) | Factor (dB) | Type |
|---|---|---|---|---|---|---|---|---|
| 1 | | 11400.000 | 49.338 | 50.380 | -24.662 | 74.000 | -1.042 | PK |
| 2 | * | 17100.000 | 52.395 | 47.608 | -21.605 | 74.000 | 4.787 | PK |

| | |
|---|---|
| Profile: 2390387R | Page No.: 156 |
| Engineer: Pengchengyang | |
| Site: AC5 | Time: 2024/01/12 - 09:10 |
| Limit: FCC_Part15.209_RE(3m) | Margin: 0 |
| Probe: Horn_3117_00167055(1-18GHz) | Polarity: Vertical |
| EUT: POS | Power: 120 Vac / 60 Hz |
| Note: Mode 4：Transmit at 5700MHz by 802.11ac(20MHz) with Ant2 | |

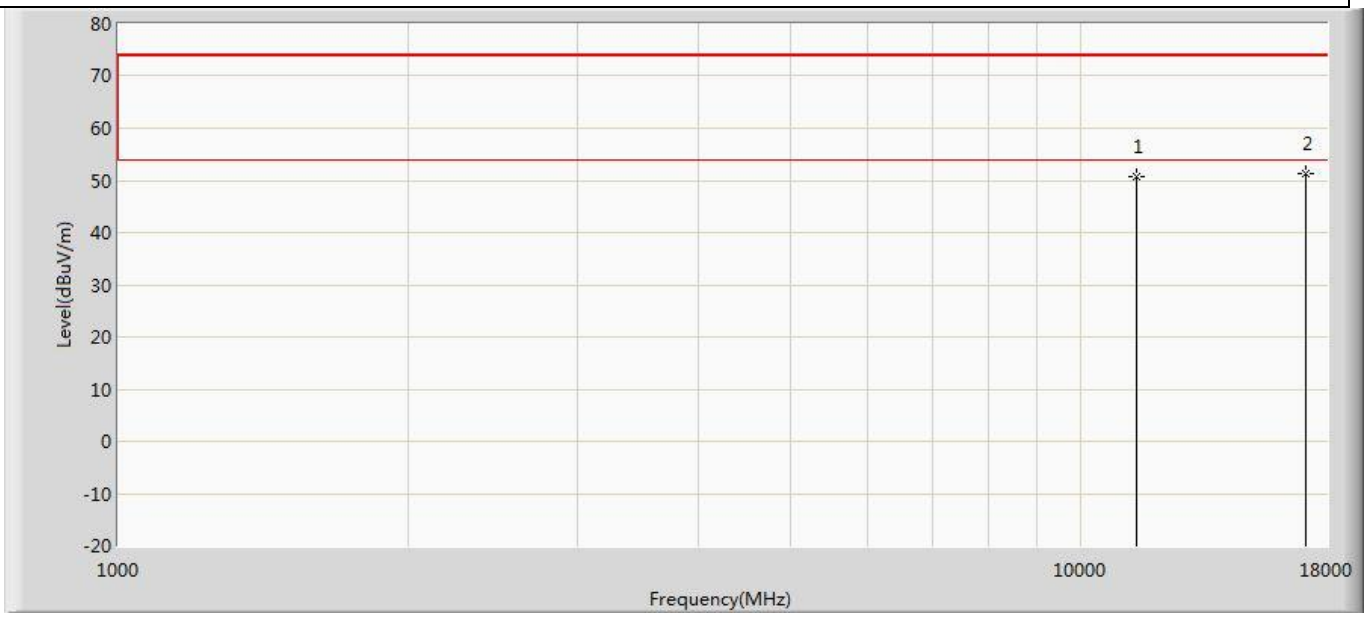


| No | Mark | Frequency (MHz) | Measure Level (dBuV/m) | Reading Level (dBuV) | Over Limit (dB) | Limit (dBuV/m) | Factor (dB) | Type |
|---|---|---|---|---|---|---|---|---|
| 1 | | 11400.000 | 50.601 | 51.643 | -23.399 | 74.000 | -1.042 | PK |
| 2 | * | 17100.000 | 51.163 | 46.376 | -22.837 | 74.000 | 4.787 | PK |

| | |
|---|---|
| Profile: 2390387R | Page No.: 45 |
| Engineer: Pengchengyang | |
| Site: AC5 | Time: 2024/01/12 - 09:04 |
| Limit: FCC_Part15.209_RE(3m) | Margin: 0 |
| Probe: Horn_3117_00167055(1-18GHz) | Polarity: Horizontal |
| EUT: POS | Power: 120 Vac / 60 Hz |
| Note: Mode 4：Transmit at 5745MHz by 802.11ac(20MHz) with Ant2 | |

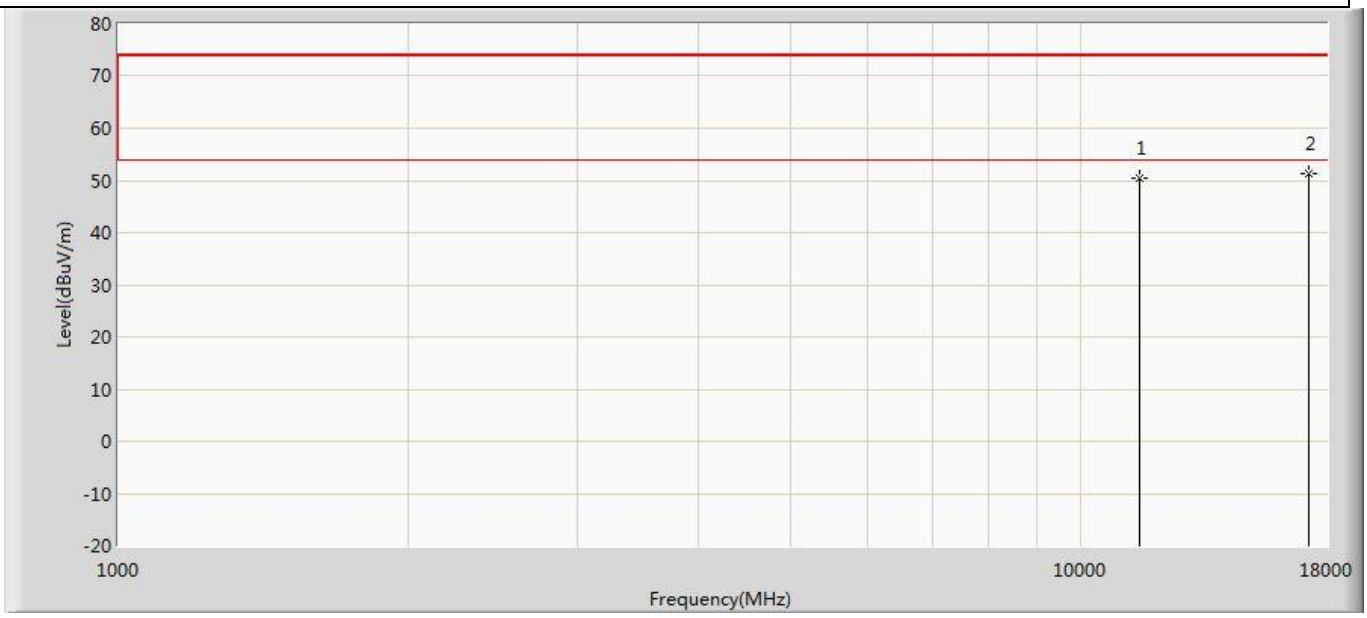


| No | Mark | Frequency (MHz) | Measure Level (dBuV/m) | Reading Level (dBuV) | Over Limit (dB) | Limit (dBuV/m) | Factor (dB) | Type |
|---|---|---|---|---|---|---|---|---|
| 1 | | 11490.000 | 50.299 | 50.823 | -23.701 | 74.000 | -0.524 | PK |
| 2 | * | 17235.000 | 51.350 | 45.913 | -22.650 | 74.000 | 5.437 | PK |

| | |
|---|---|
| Profile: 2390387R | Page No.: 46 |
| Engineer: Pengchengyang | |
| Site: AC5 | Time: 2024/01/12 - 09:04 |
| Limit: FCC_Part15.209_RE(3m) | Margin: 0 |
| Probe: Horn_3117_00167055(1-18GHz) | Polarity: Vertical |
| EUT: POS | Power: 120 Vac / 60 Hz |
| Note: Mode 4：Transmit at 5745MHz by 802.11ac(20MHz) with Ant2 | |

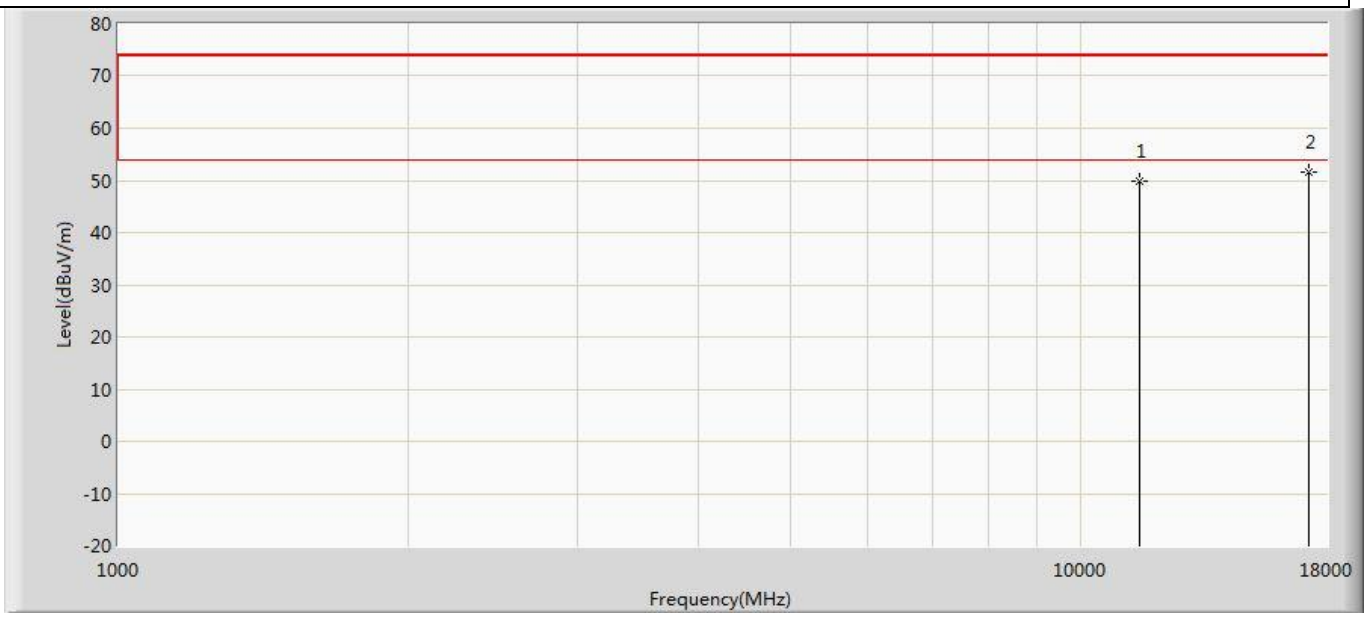


| No | Mark | Frequency (MHz) | Measure Level (dBuV/m) | Reading Level (dBuV) | Over Limit (dB) | Limit (dBuV/m) | Factor (dB) | Type |
|---|---|---|---|---|---|---|---|---|
| 1 | | 11490.000 | 49.825 | 50.349 | -24.175 | 74.000 | -0.524 | PK |
| 2 | * | 17235.000 | 51.583 | 46.146 | -22.417 | 74.000 | 5.437 | PK |

| | |
|---|---|
| Profile: 2390387R | Page No.: 47 |
| Engineer: Pengchengyang | |
| Site: AC5 | Time: 2024/01/12 - 09:04 |
| Limit: FCC_Part15.209_RE(3m) | Margin: 0 |
| Probe: Horn_3117_00167055(1-18GHz) | Polarity: Horizontal |
| EUT: POS | Power: 120 Vac / 60 Hz |
| Note: Mode 4：Transmit at 5785MHz by 802.11ac(20MHz) with Ant2 | |

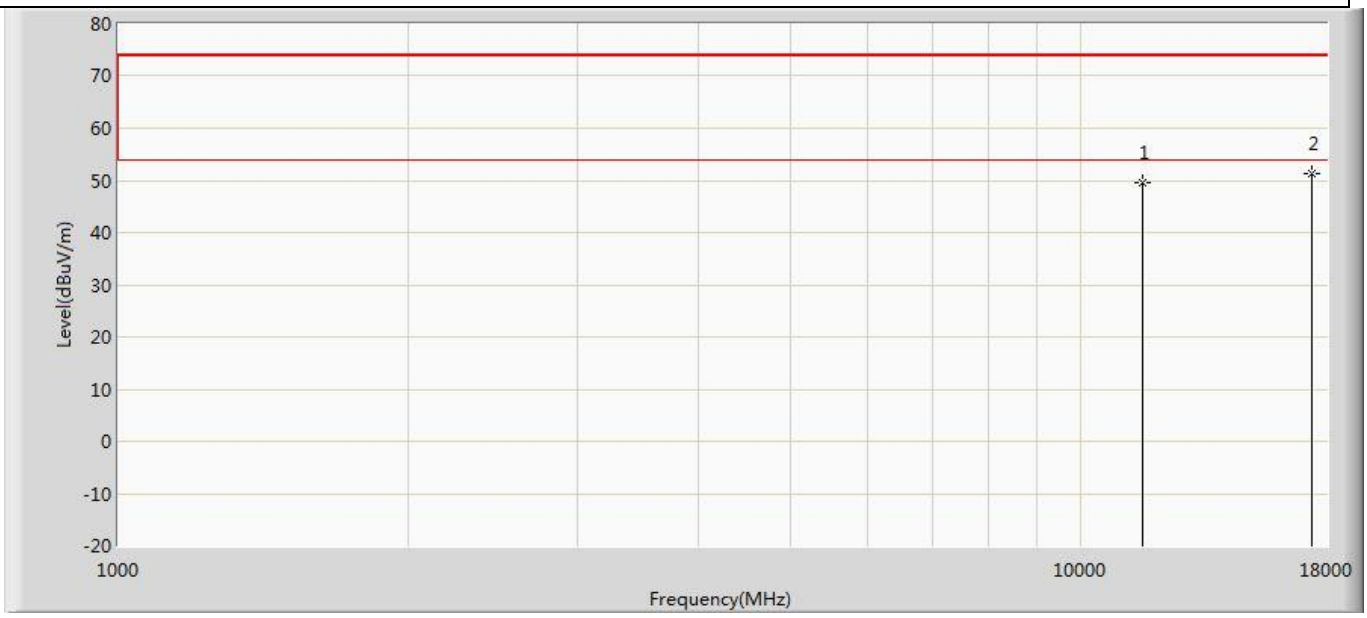


| No | Mark | Frequency (MHz) | Measure Level (dBuV/m) | Reading Level (dBuV) | Over Limit (dB) | Limit (dBuV/m) | Factor (dB) | Type |
|---|---|---|---|---|---|---|---|---|
| 1 | | 11570.000 | 49.535 | 50.724 | -24.465 | 74.000 | -1.189 | PK |
| 2 | * | 17355.000 | 51.345 | 46.883 | -22.655 | 74.000 | 4.461 | PK |

| | |
|---|---|
| Profile: 2390387R | Page No.: 48 |
| Engineer: Pengchengyang | |
| Site: AC5 | Time: 2024/01/12 - 09:04 |
| Limit: FCC_Part15.209_RE(3m) | Margin: 0 |
| Probe: Horn_3117_00167055(1-18GHz) | Polarity: Vertical |
| EUT: POS | Power: 120 Vac / 60 Hz |
| Note: Mode 4：Transmit at 5785MHz by 802.11ac(20MHz) with Ant2 | |

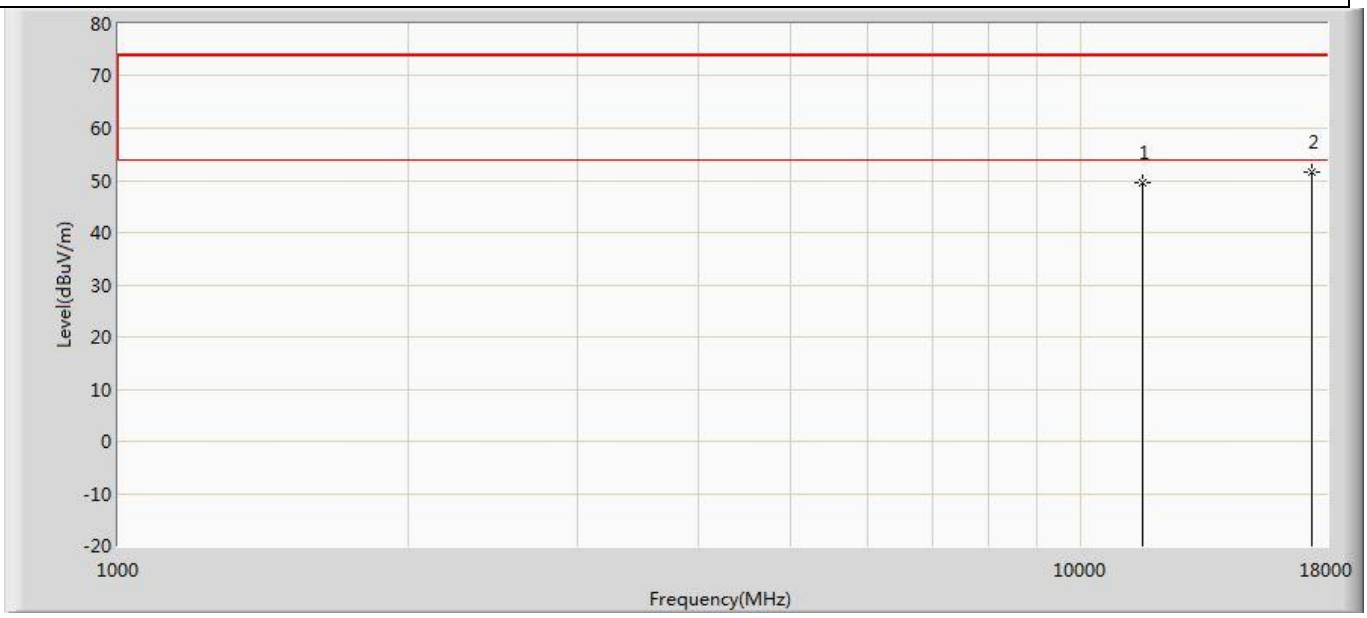


| No | Mark | Frequency (MHz) | Measure Level (dBuV/m) | Reading Level (dBuV) | Over Limit (dB) | Limit (dBuV/m) | Factor (dB) | Type |
|---|---|---|---|---|---|---|---|---|
| 1 | | 11570.000 | 49.691 | 50.880 | -24.309 | 74.000 | -1.189 | PK |
| 2 | * | 17355.000 | 51.632 | 47.170 | -22.368 | 74.000 | 4.461 | PK |

| | |
|---|---|
| Profile: 2390387R | Page No.: 49 |
| Engineer: Pengchengyang | |
| Site: AC5 | Time: 2024/01/12 - 09:04 |
| Limit: FCC_Part15.209_RE(3m) | Margin: 0 |
| Probe: Horn_3117_00167055(1-18GHz) | Polarity: Horizontal |
| EUT: POS | Power: 120 Vac / 60 Hz |
| Note: Mode 4：Transmit at 5825MHz by 802.11ac(20MHz) with Ant2 | |

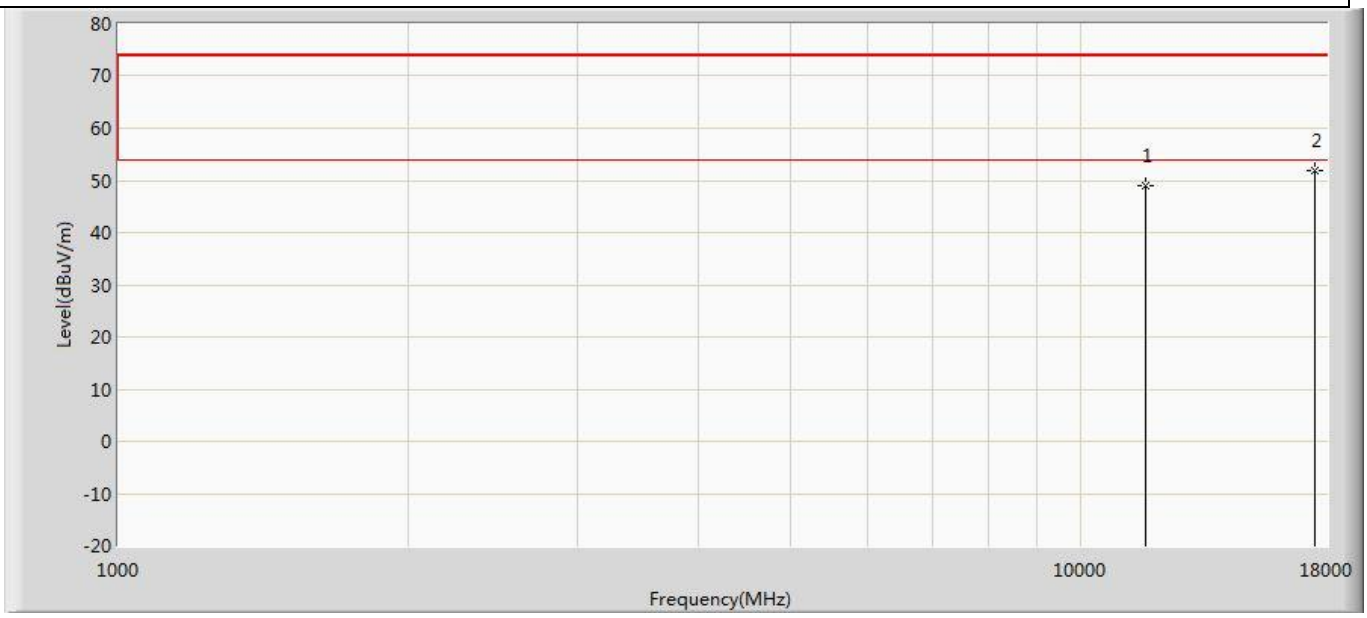


| No | Mark | Frequency (MHz) | Measure Level (dBuV/m) | Reading Level (dBuV) | Over Limit (dB) | Limit (dBuV/m) | Factor (dB) | Type |
|---|---|---|---|---|---|---|---|---|
| 1 | | 11650.000 | 48.948 | 50.624 | -25.052 | 74.000 | -1.676 | PK |
| 2 | * | 17475.000 | 51.762 | 47.568 | -22.238 | 74.000 | 4.195 | PK |

| | |
|---|---|
| Profile: 2390387R | Page No.: 50 |
| Engineer: Pengchengyang | |
| Site: AC5 | Time: 2024/01/12 - 09:04 |
| Limit: FCC_Part15.209_RE(3m) | Margin: 0 |
| Probe: Horn_3117_00167055(1-18GHz) | Polarity: Vertical |
| EUT: POS | Power: 120 Vac / 60 Hz |
| Note: Mode 4：Transmit at 5825MHz by 802.11ac(20MHz) with Ant2 | |

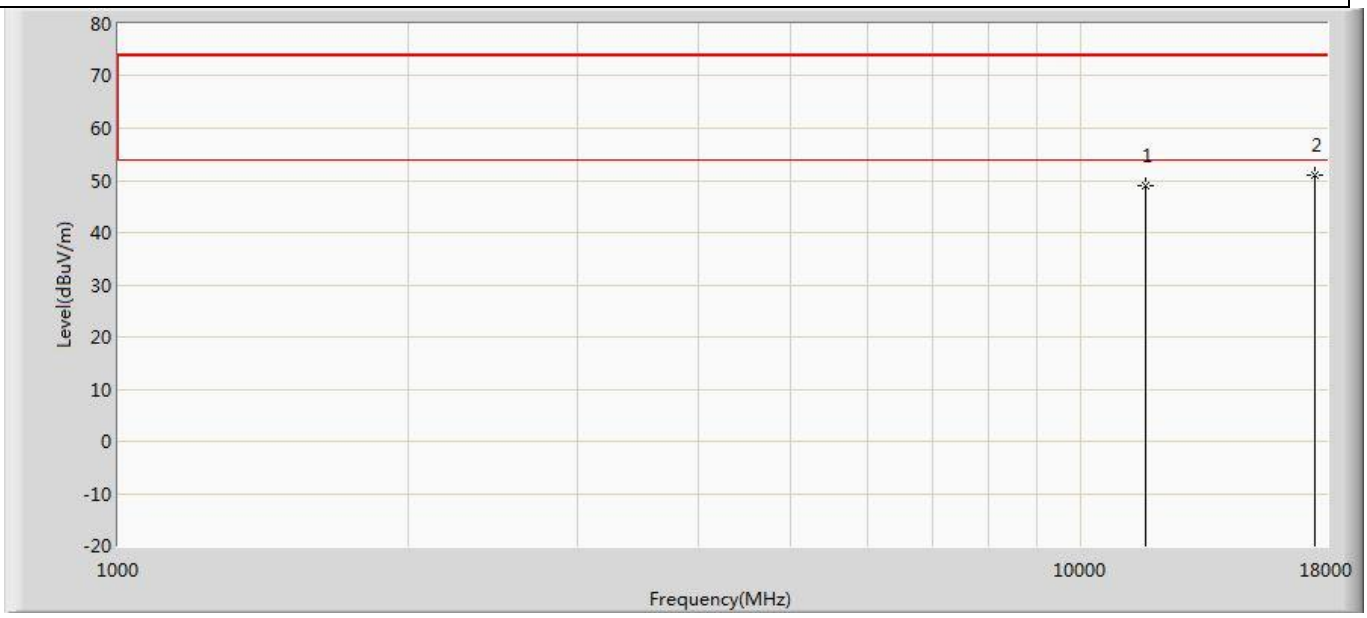


| No | Mark | Frequency (MHz) | Measure Level (dBuV/m) | Reading Level (dBuV) | Over Limit (dB) | Limit (dBuV/m) | Factor (dB) | Type |
|---|---|---|---|---|---|---|---|---|
| 1 | | 11650.000 | 48.979 | 50.655 | -25.021 | 74.000 | -1.676 | PK |
| 2 | * | 17475.000 | 51.035 | 46.841 | -22.965 | 74.000 | 4.195 | PK |

| | |
|---|---|
| Profile: 2390387R | Page No.: 157 |
| Engineer: Pengchengyang | |
| Site: AC5 | Time: 2024/01/12 - 09:10 |
| Limit: FCC_Part15.209_RE(3m) | Margin: 0 |
| Probe: Horn_3117_00167055(1-18GHz) | Polarity: Horizontal |
| EUT: POS | Power: 120 Vac / 60 Hz |
| Note: Mode 5：Transmit at 5190MHz by 802.11ac(40MHz) with Ant2 | |

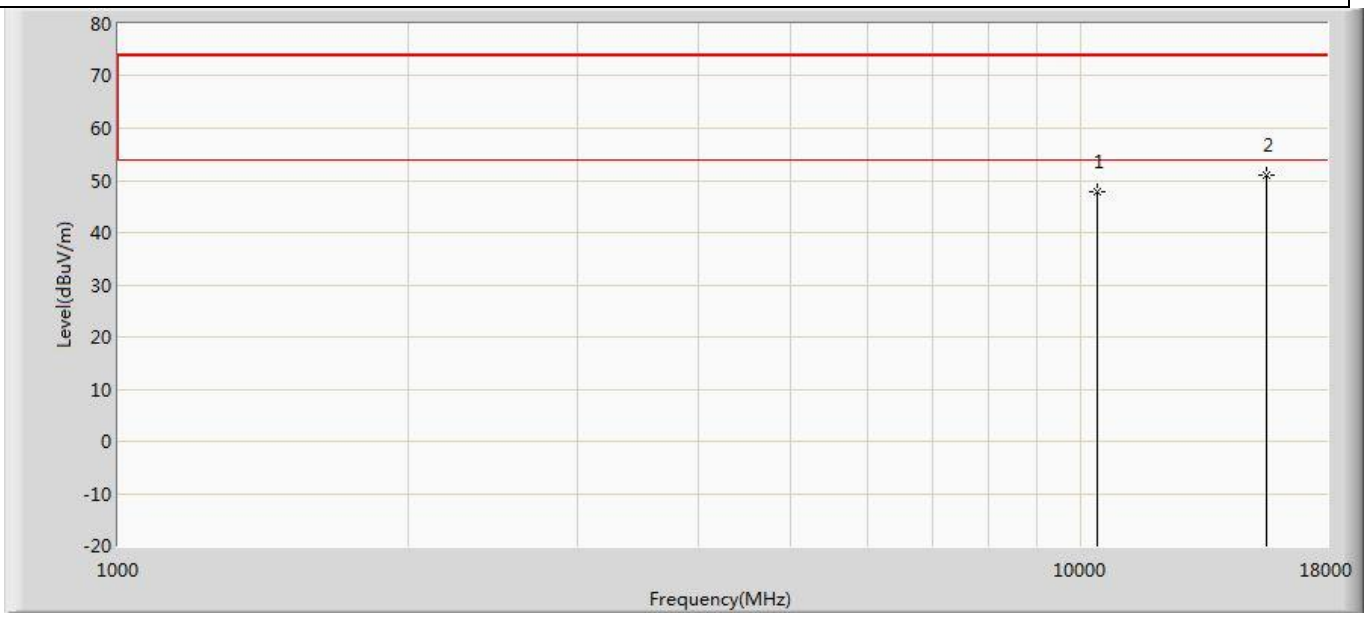


| No | Mark | Frequency (MHz) | Measure Level (dBuV/m) | Reading Level (dBuV) | Over Limit (dB) | Limit (dBuV/m) | Factor (dB) | Type |
|---|---|---|---|---|---|---|---|---|
| 1 | | 10380.000 | 47.758 | 50.963 | -26.242 | 74.000 | -3.205 | PK |
| 2 | * | 15570.000 | 50.939 | 50.645 | -23.061 | 74.000 | 0.294 | PK |

| | |
|---|---|
| Profile: 2390387R | Page No.: 158 |
| Engineer: Pengchengyang | |
| Site: AC5 | Time: 2024/01/12 - 09:10 |
| Limit: FCC_Part15.209_RE(3m) | Margin: 0 |
| Probe: Horn_3117_00167055(1-18GHz) | Polarity: Vertical |
| EUT: POS | Power: 120 Vac / 60 Hz |
| Note: Mode 5：Transmit at 5190MHz by 802.11ac(40MHz) with Ant2 | |

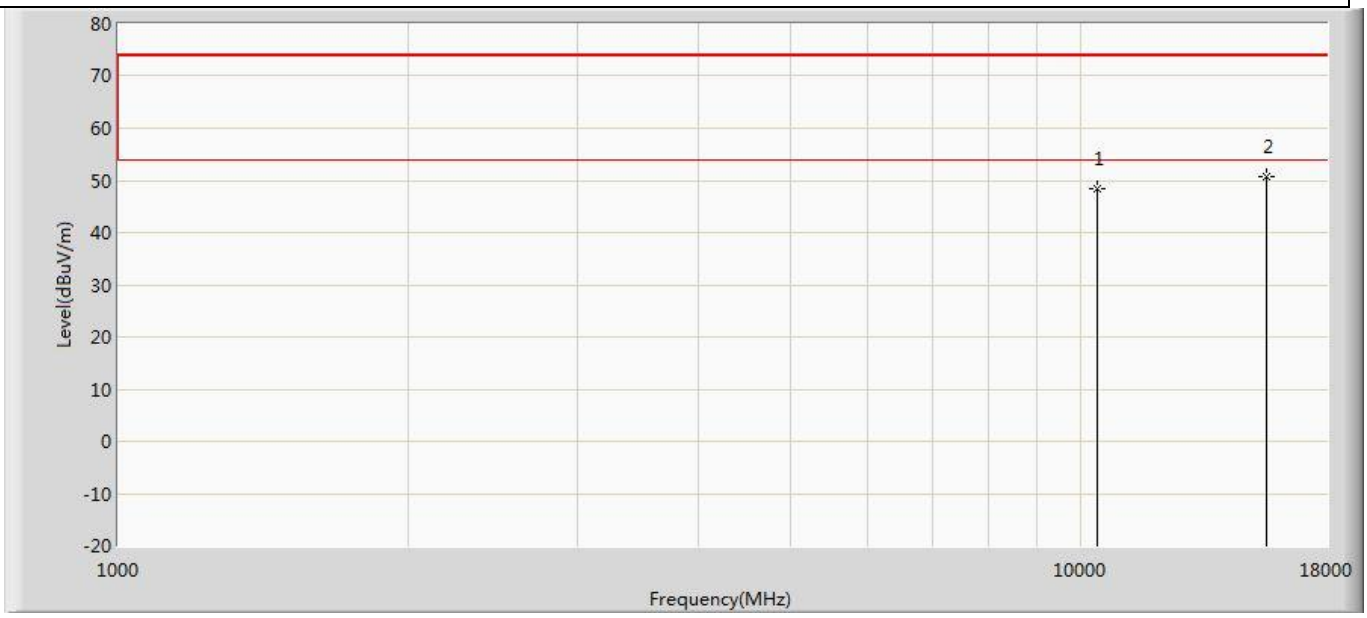


| No | Mark | Frequency (MHz) | Measure Level (dBuV/m) | Reading Level (dBuV) | Over Limit (dB) | Limit (dBuV/m) | Factor (dB) | Type |
|---|---|---|---|---|---|---|---|---|
| 1 | | 10380.000 | 48.267 | 51.472 | -25.733 | 74.000 | -3.205 | PK |
| 2 | * | 15570.000 | 50.818 | 50.524 | -23.182 | 74.000 | 0.294 | PK |

| | |
|---|---|
| Profile: 2390387R | Page No.: 159 |
| Engineer: Pengchengyang | |
| Site: AC5 | Time: 2024/01/12 - 09:10 |
| Limit: FCC_Part15.209_RE(3m) | Margin: 0 |
| Probe: Horn_3117_00167055(1-18GHz) | Polarity: Horizontal |
| EUT: POS | Power: 120 Vac / 60 Hz |
| Note: Mode 5：Transmit at 5230MHz by 802.11ac(40MHz) with Ant2 | |

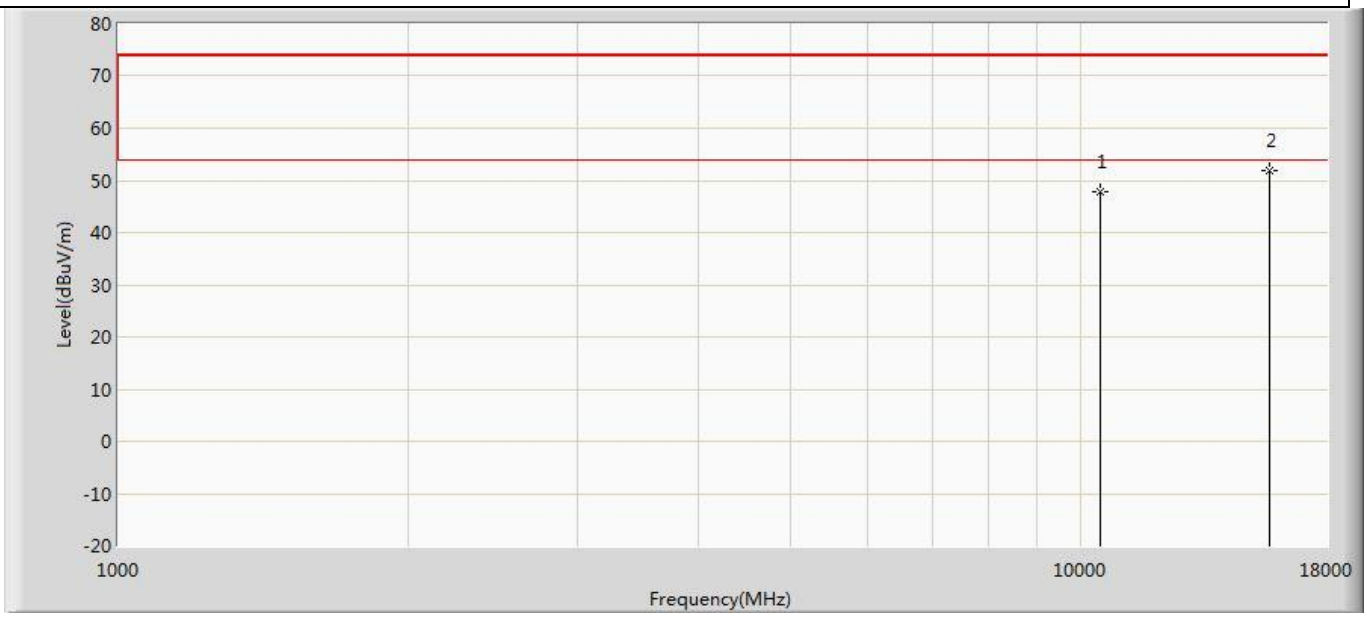


| No | Mark | Frequency (MHz) | Measure Level (dBuV/m) | Reading Level (dBuV) | Over Limit (dB) | Limit (dBuV/m) | Factor (dB) | Type |
|---|---|---|---|---|---|---|---|---|
| 1 | | 10460.000 | 47.804 | 51.144 | -26.196 | 74.000 | -3.341 | PK |
| 2 | * | 15690.000 | 51.959 | 51.683 | -22.041 | 74.000 | 0.276 | PK |

| | |
|---|---|
| Profile: 2390387R | Page No.: 160 |
| Engineer: Pengchengyang | |
| Site: AC5 | Time: 2024/01/12 - 09:10 |
| Limit: FCC_Part15.209_RE(3m) | Margin: 0 |
| Probe: Horn_3117_00167055(1-18GHz) | Polarity: Vertical |
| EUT: POS | Power: 120 Vac / 60 Hz |
| Note: Mode 5：Transmit at 5230MHz by 802.11ac(40MHz) with Ant2 | |

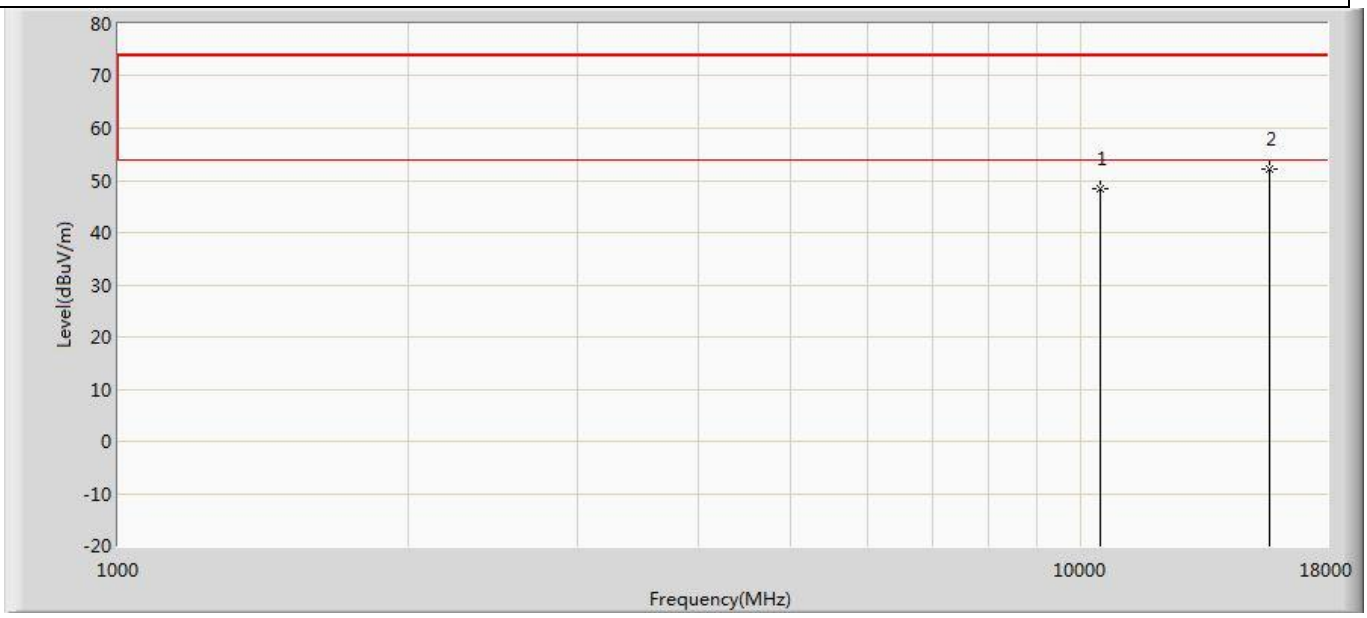


| No | Mark | Frequency (MHz) | Measure Level (dBuV/m) | Reading Level (dBuV) | Over Limit (dB) | Limit (dBuV/m) | Factor (dB) | Type |
|---|---|---|---|---|---|---|---|---|
| 1 | | 10460.000 | 48.492 | 51.832 | -25.508 | 74.000 | -3.341 | PK |
| 2 | * | 15690.000 | 52.261 | 51.985 | -21.739 | 74.000 | 0.276 | PK |

| | |
|---|---|
| Profile: 2390387R | Page No.: 161 |
| Engineer: Pengchengyang | |
| Site: AC5 | Time: 2024/01/12 - 09:10 |
| Limit: FCC_Part15.209_RE(3m) | Margin: 0 |
| Probe: Horn_3117_00167055(1-18GHz) | Polarity: Horizontal |
| EUT: POS | Power: 120 Vac / 60 Hz |
| Note: Mode 5：Transmit at 5270MHz by 802.11ac(40MHz) with Ant2 | |

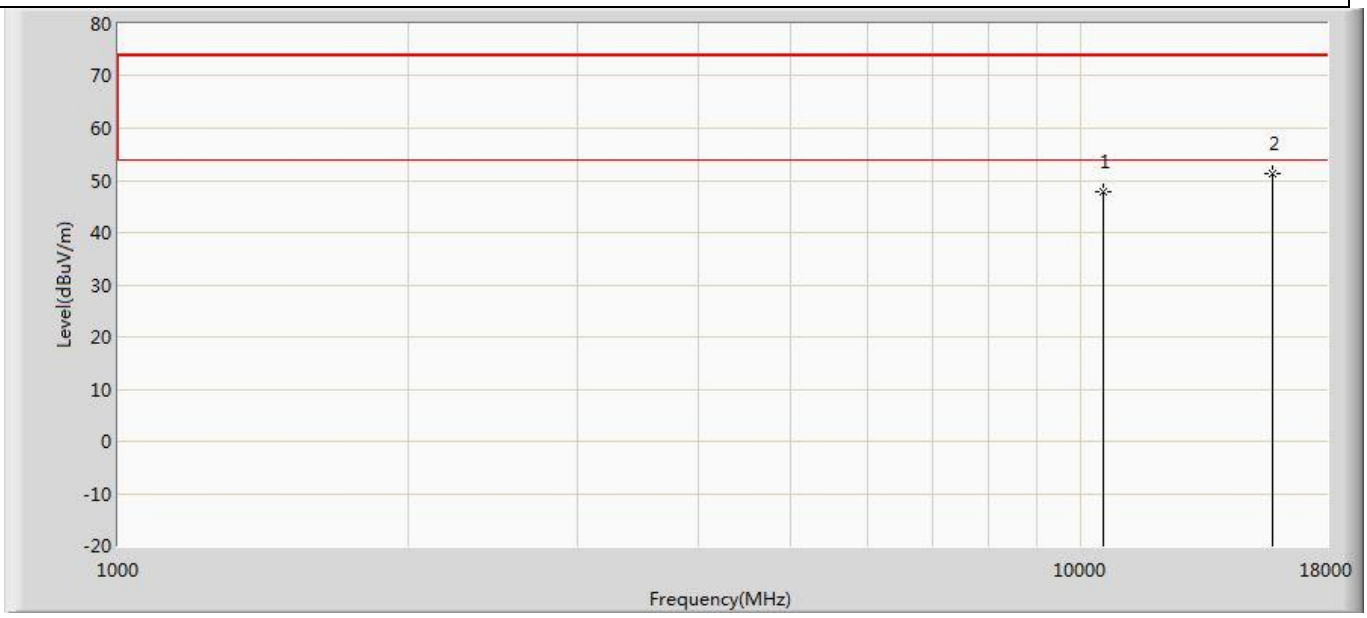


| No | Mark | Frequency (MHz) | Measure Level (dBuV/m) | Reading Level (dBuV) | Over Limit (dB) | Limit (dBuV/m) | Factor (dB) | Type |
|---|---|---|---|---|---|---|---|---|
| 1 | | 10540.000 | 47.777 | 50.987 | -26.223 | 74.000 | -3.210 | PK |
| 2 | * | 15810.000 | 51.399 | 50.333 | -22.601 | 74.000 | 1.066 | PK |

| | |
|---|---|
| Profile: 2390387R | Page No.: 162 |
| Engineer: Pengchengyang | |
| Site: AC5 | Time: 2024/01/12 - 09:10 |
| Limit: FCC_Part15.209_RE(3m) | Margin: 0 |
| Probe: Horn_3117_00167055(1-18GHz) | Polarity: Vertical |
| EUT: POS | Power: 120 Vac / 60 Hz |
| Note: Mode 5：Transmit at 5270MHz by 802.11ac(40MHz) with Ant2 | |

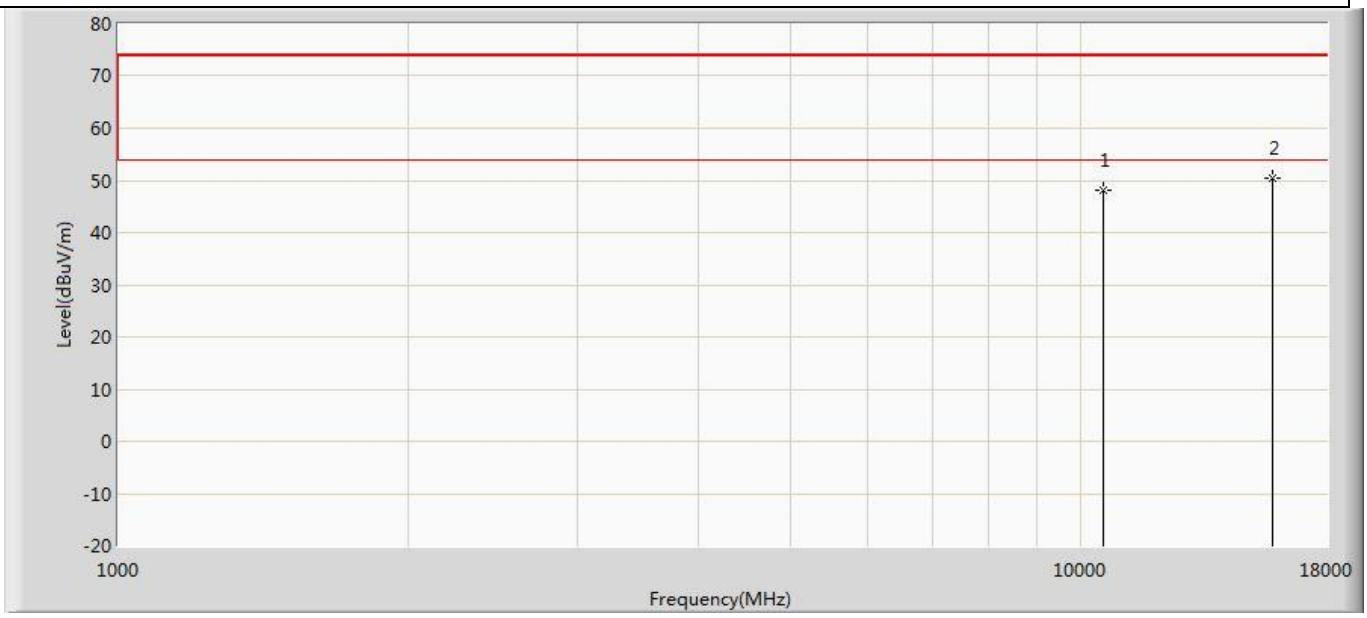


| No | Mark | Frequency (MHz) | Measure Level (dBuV/m) | Reading Level (dBuV) | Over Limit (dB) | Limit (dBuV/m) | Factor (dB) | Type |
|---|---|---|---|---|---|---|---|---|
| 1 | | 10540.000 | 48.143 | 51.353 | -25.857 | 74.000 | -3.210 | PK |
| 2 | * | 15810.000 | 50.534 | 49.468 | -23.466 | 74.000 | 1.066 | PK |

| | |
|---|---|
| Profile: 2390387R | Page No.: 163 |
| Engineer: Pengchengyang | |
| Site: AC5 | Time: 2024/01/12 - 09:10 |
| Limit: FCC_Part15.209_RE(3m) | Margin: 0 |
| Probe: Horn_3117_00167055(1-18GHz) | Polarity: Horizontal |
| EUT: POS | Power: 120 Vac / 60 Hz |
| Note: Mode 5：Transmit at 5310MHz by 802.11ac(40MHz) with Ant2 | |

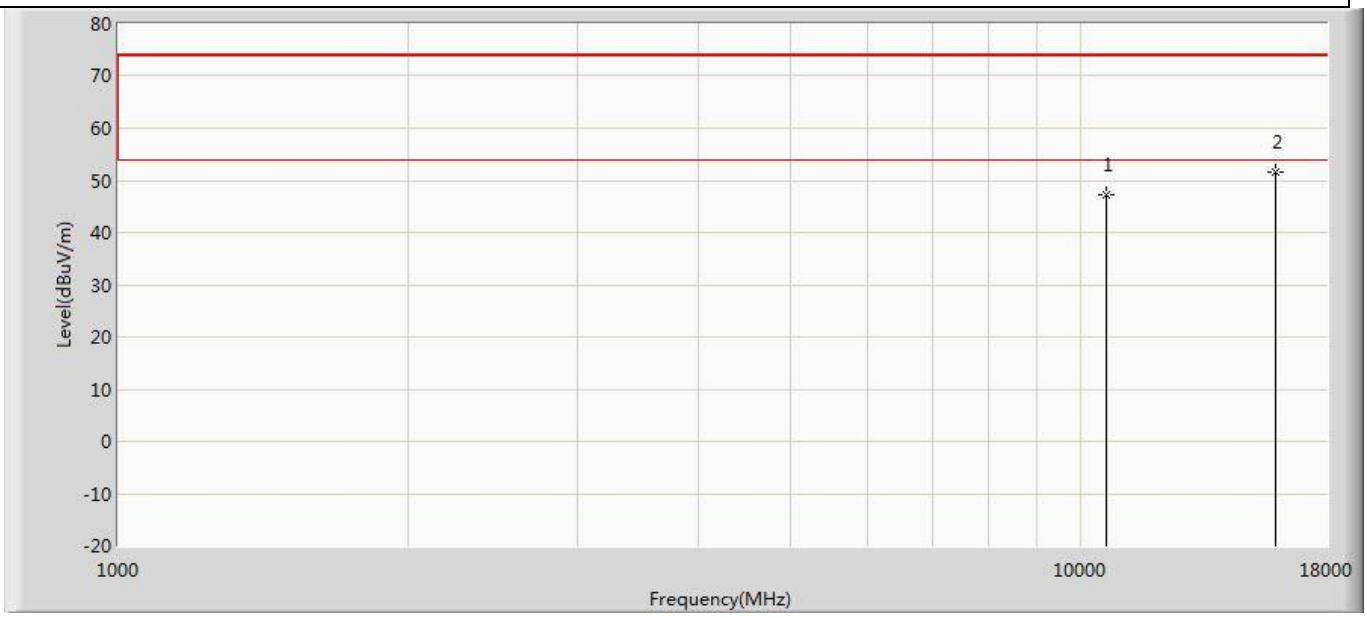


| No | Mark | Frequency (MHz) | Measure Level (dBuV/m) | Reading Level (dBuV) | Over Limit (dB) | Limit (dBuV/m) | Factor (dB) | Type |
|---|---|---|---|---|---|---|---|---|
| 1 | | 10620.000 | 47.327 | 50.543 | -26.673 | 74.000 | -3.217 | PK |
| 2 | * | 15930.000 | 51.697 | 50.506 | -22.303 | 74.000 | 1.191 | PK |

| | |
|---|---|
| Profile: 2390387R | Page No.: 164 |
| Engineer: Pengchengyang | |
| Site: AC5 | Time: 2024/01/12 - 09:10 |
| Limit: FCC_Part15.209_RE(3m) | Margin: 0 |
| Probe: Horn_3117_00167055(1-18GHz) | Polarity: Vertical |
| EUT: POS | Power: 120 Vac / 60 Hz |
| Note: Mode 5：Transmit at 5310MHz by 802.11ac(40MHz) with Ant2 | |

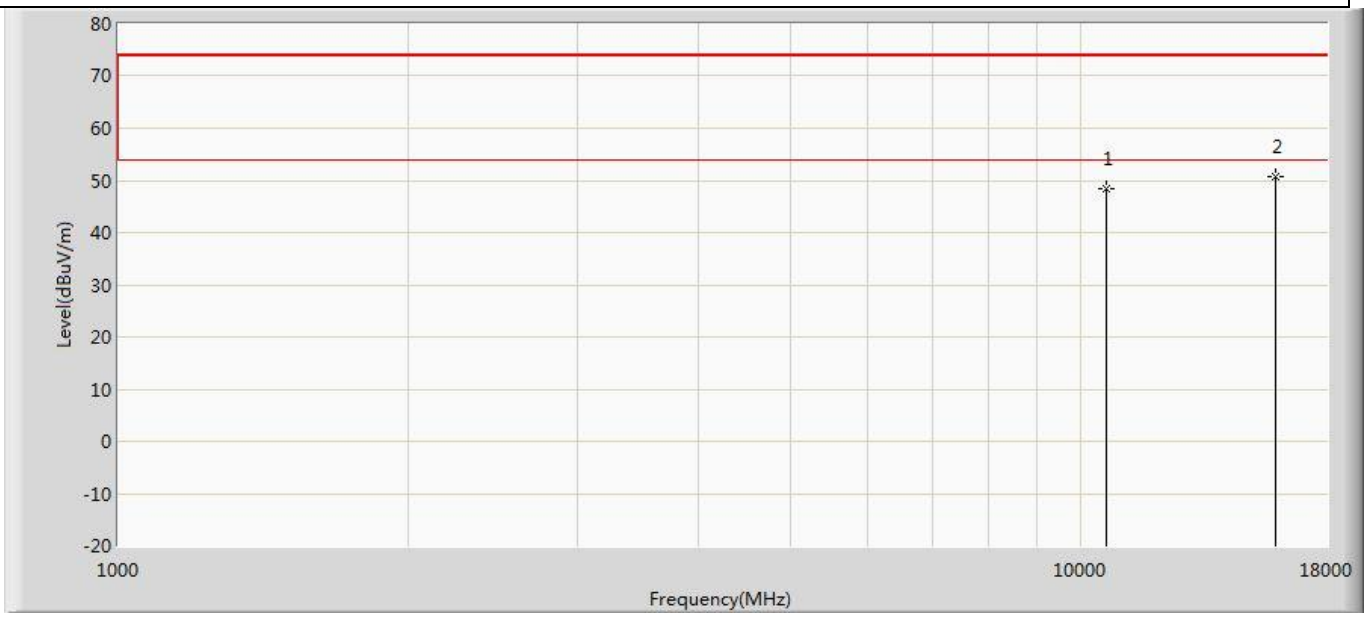


| No | Mark | Frequency (MHz) | Measure Level (dBuV/m) | Reading Level (dBuV) | Over Limit (dB) | Limit (dBuV/m) | Factor (dB) | Type |
|---|---|---|---|---|---|---|---|---|
| 1 | | 10620.000 | 48.385 | 51.601 | -25.615 | 74.000 | -3.217 | PK |
| 2 | * | 15930.000 | 50.816 | 49.625 | -23.184 | 74.000 | 1.191 | PK |

| | |
|---|---|
| Profile: 2390387R | Page No.: 165 |
| Engineer: Pengchengyang | |
| Site: AC5 | Time: 2024/01/12 - 09:10 |
| Limit: FCC_Part15.209_RE(3m) | Margin: 0 |
| Probe: Horn_3117_00167055(1-18GHz) | Polarity: Horizontal |
| EUT: POS | Power: 120 Vac / 60 Hz |
| Note: Mode 5：Transmit at 5510MHz by 802.11ac(40MHz) with Ant2 | |

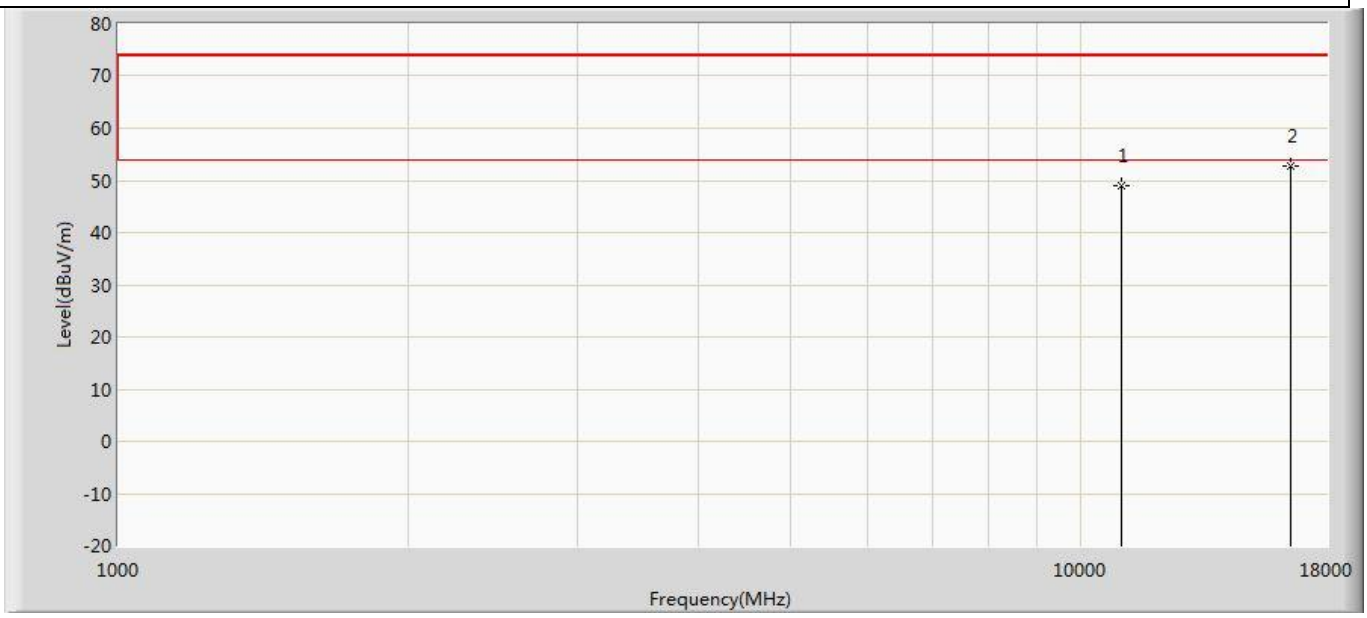


| No | Mark | Frequency (MHz) | Measure Level (dBuV/m) | Reading Level (dBuV) | Over Limit (dB) | Limit (dBuV/m) | Factor (dB) | Type |
|---|---|---|---|---|---|---|---|---|
| 1 | | 11020.000 | 49.061 | 51.163 | -24.939 | 74.000 | -2.102 | PK |
| 2 | * | 16530.000 | 52.683 | 48.405 | -21.317 | 74.000 | 4.278 | PK |

| | |
|---|---|
| Profile: 2390387R | Page No.: 166 |
| Engineer: Pengchengyang | |
| Site: AC5 | Time: 2024/01/12 - 09:10 |
| Limit: FCC_Part15.209_RE(3m) | Margin: 0 |
| Probe: Horn_3117_00167055(1-18GHz) | Polarity: Vertical |
| EUT: POS | Power: 120 Vac / 60 Hz |
| Note: Mode 5：Transmit at 5510MHz by 802.11ac(40MHz) with Ant2 | |

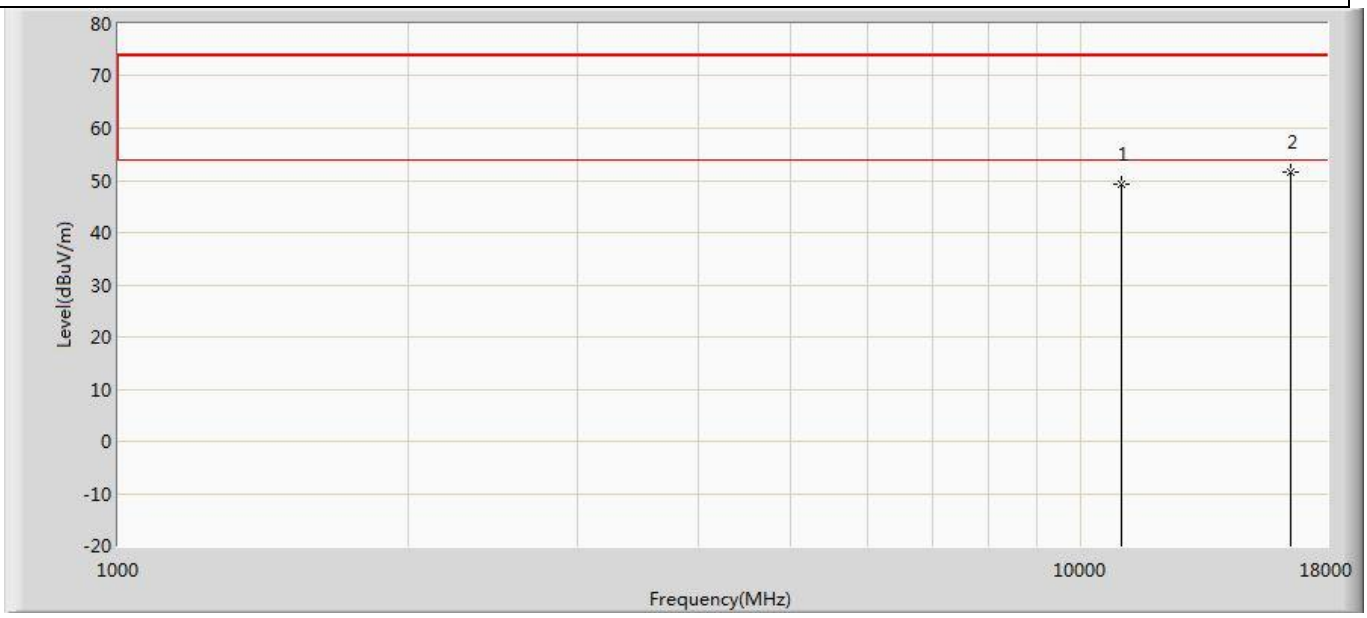


| No | Mark | Frequency (MHz) | Measure Level (dBuV/m) | Reading Level (dBuV) | Over Limit (dB) | Limit (dBuV/m) | Factor (dB) | Type |
|---|---|---|---|---|---|---|---|---|
| 1 | | 11020.000 | 49.200 | 51.302 | -24.800 | 74.000 | -2.102 | PK |
| 2 | * | 16530.000 | 51.734 | 47.456 | -22.266 | 74.000 | 4.278 | PK |

| | |
|---|---|
| Profile: 2390387R | Page No.: 167 |
| Engineer: Pengchengyang | |
| Site: AC5 | Time: 2024/01/12 - 09:10 |
| Limit: FCC_Part15.209_RE(3m) | Margin: 0 |
| Probe: Horn_3117_00167055(1-18GHz) | Polarity: Horizontal |
| EUT: POS | Power: 120 Vac / 60 Hz |
| Note: Mode 5：Transmit at 5590MHz by 802.11ac(40MHz) with Ant2 | |

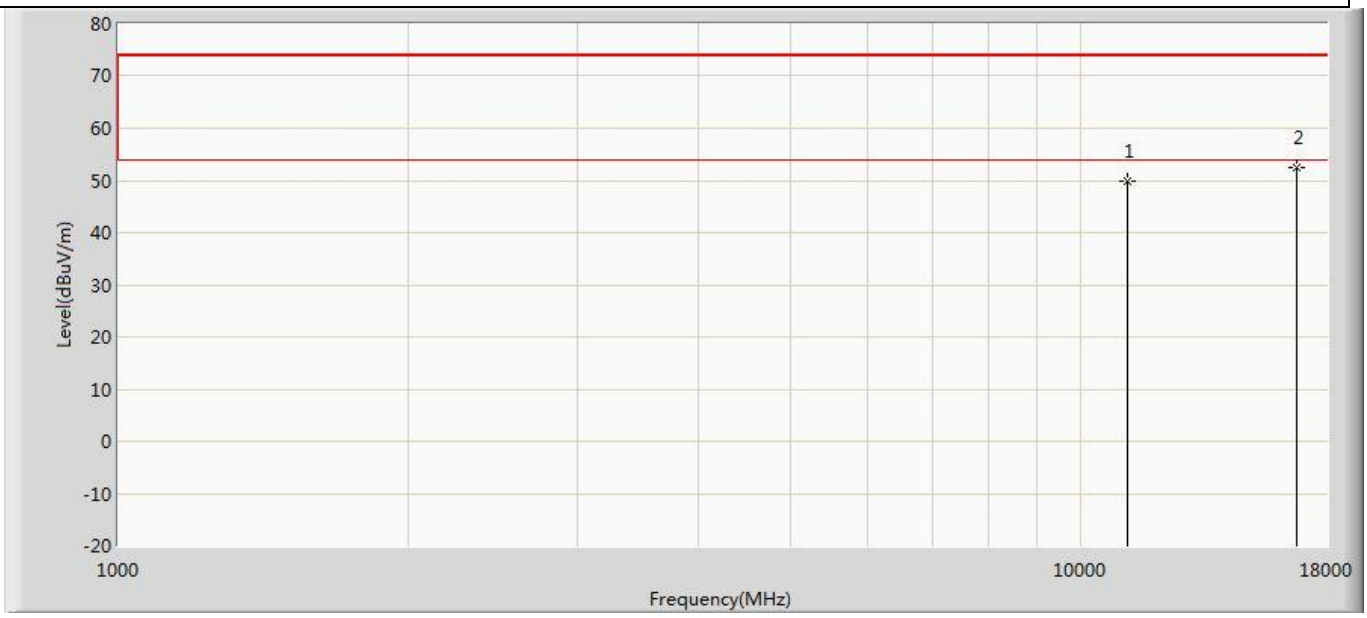


| No | Mark | Frequency (MHz) | Measure Level (dBuV/m) | Reading Level (dBuV) | Over Limit (dB) | Limit (dBuV/m) | Factor (dB) | Type |
|---|---|---|---|---|---|---|---|---|
| 1 | | 11180.000 | 49.963 | 52.196 | -24.037 | 74.000 | -2.234 | PK |
| 2 | * | 16770.000 | 52.547 | 47.542 | -21.453 | 74.000 | 5.005 | PK |

| | |
|---|---|
| Profile: 2390387R | Page No.: 168 |
| Engineer: Pengchengyang | |
| Site: AC5 | Time: 2024/01/12 - 09:11 |
| Limit: FCC_Part15.209_RE(3m) | Margin: 0 |
| Probe: Horn_3117_00167055(1-18GHz) | Polarity: Vertical |
| EUT: POS | Power: 120 Vac / 60 Hz |
| Note: Mode 5：Transmit at 5590MHz by 802.11ac(40MHz) with Ant2 | |

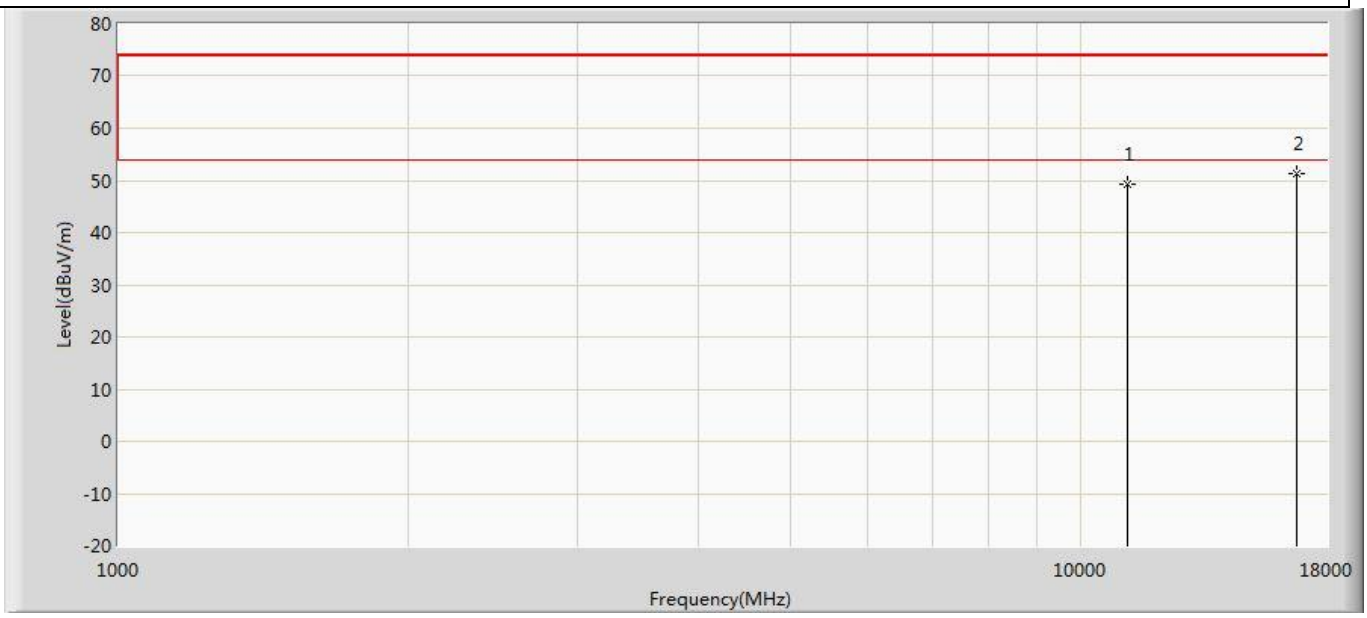


| No | Mark | Frequency (MHz) | Measure Level (dBuV/m) | Reading Level (dBuV) | Over Limit (dB) | Limit (dBuV/m) | Factor (dB) | Type |
|---|---|---|---|---|---|---|---|---|
| 1 | | 11180.000 | 49.284 | 51.517 | -24.716 | 74.000 | -2.234 | PK |
| 2 | * | 16770.000 | 51.376 | 46.371 | -22.624 | 74.000 | 5.005 | PK |

| | |
|---|---|
| Profile: 2390387R | Page No.: 169 |
| Engineer: Pengchengyang | |
| Site: AC5 | Time: 2024/01/12 - 09:11 |
| Limit: FCC_Part15.209_RE(3m) | Margin: 0 |
| Probe: Horn_3117_00167055(1-18GHz) | Polarity: Horizontal |
| EUT: POS | Power: 120 Vac / 60 Hz |
| Note: Mode 5：Transmit at 5670MHz by 802.11ac(40MHz) with Ant2 | |

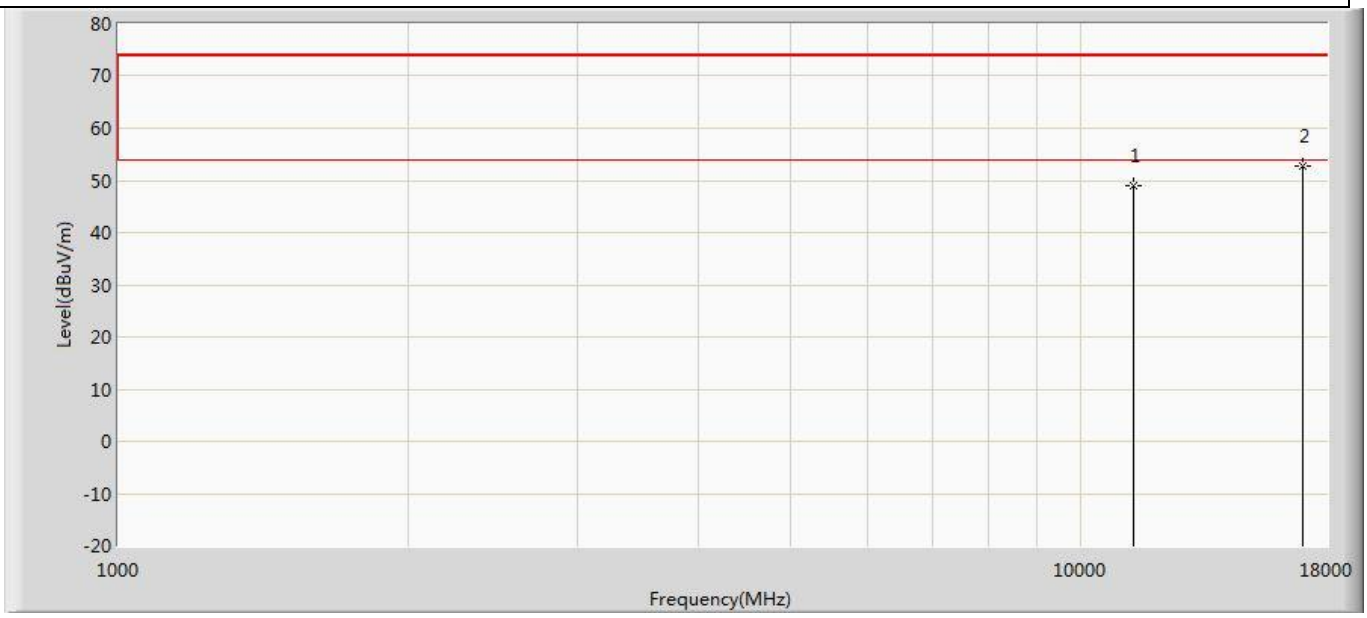


| No | Mark | Frequency (MHz) | Measure Level (dBuV/m) | Reading Level (dBuV) | Over Limit (dB) | Limit (dBuV/m) | Factor (dB) | Type |
|---|---|---|---|---|---|---|---|---|
| 1 | | 11340.000 | 49.009 | 50.380 | -24.991 | 74.000 | -1.371 | PK |
| 2 | * | 17010.000 | 52.619 | 48.454 | -21.381 | 74.000 | 4.165 | PK |

| | |
|---|---|
| Profile: 2390387R | Page No.: 170 |
| Engineer: Pengchengyang | |
| Site: AC5 | Time: 2024/01/12 - 09:11 |
| Limit: FCC_Part15.209_RE(3m) | Margin: 0 |
| Probe: Horn_3117_00167055(1-18GHz) | Polarity: Vertical |
| EUT: POS | Power: 120 Vac / 60 Hz |
| Note: Mode 5：Transmit at 5670MHz by 802.11ac(40MHz) with Ant2 | |

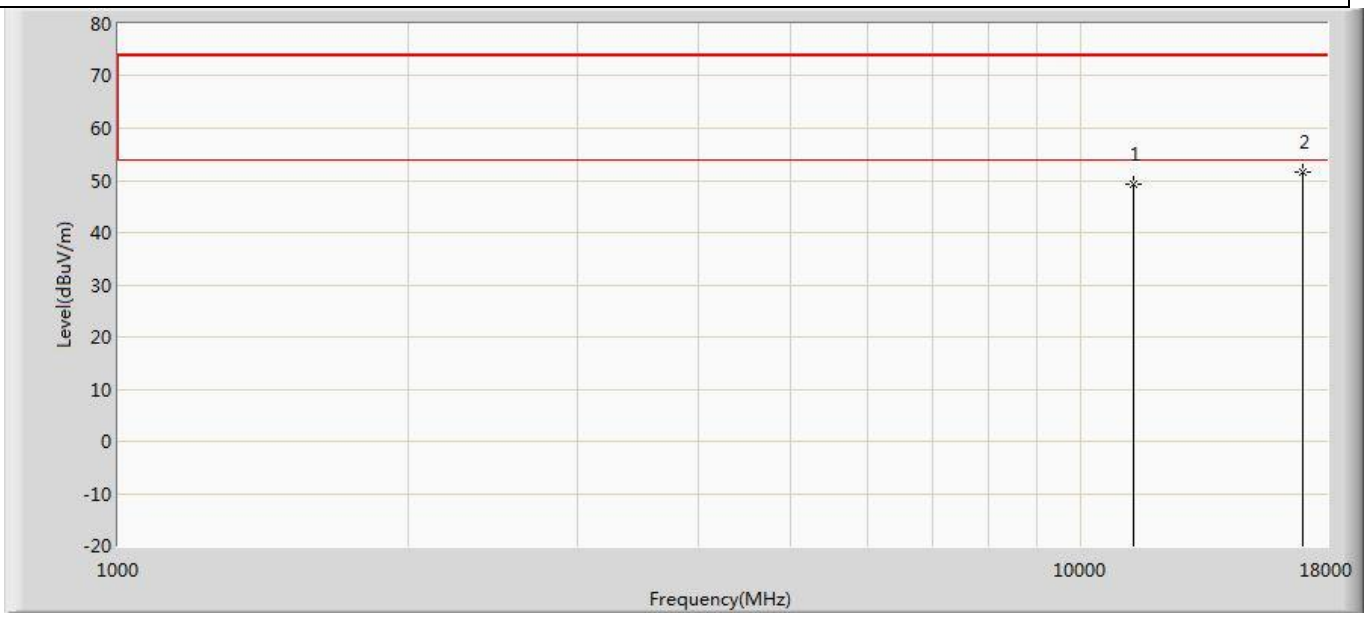


| No | Mark | Frequency (MHz) | Measure Level (dBuV/m) | Reading Level (dBuV) | Over Limit (dB) | Limit (dBuV/m) | Factor (dB) | Type |
|---|---|---|---|---|---|---|---|---|
| 1 | | 11340.000 | 49.249 | 50.620 | -24.751 | 74.000 | -1.371 | PK |
| 2 | * | 17010.000 | 51.704 | 47.539 | -22.296 | 74.000 | 4.165 | PK |

| | |
|---|---|
| Profile: 2390387R | Page No.: 51 |
| Engineer: Pengchengyang | |
| Site: AC5 | Time: 2024/01/12 - 09:05 |
| Limit: FCC_Part15.209_RE(3m) | Margin: 0 |
| Probe: Horn_3117_00167055(1-18GHz) | Polarity: Horizontal |
| EUT: POS | Power: 120 Vac / 60 Hz |
| Note: Mode 5：Transmit at 5755MHz by 802.11ac(40MHz) with Ant2 | |

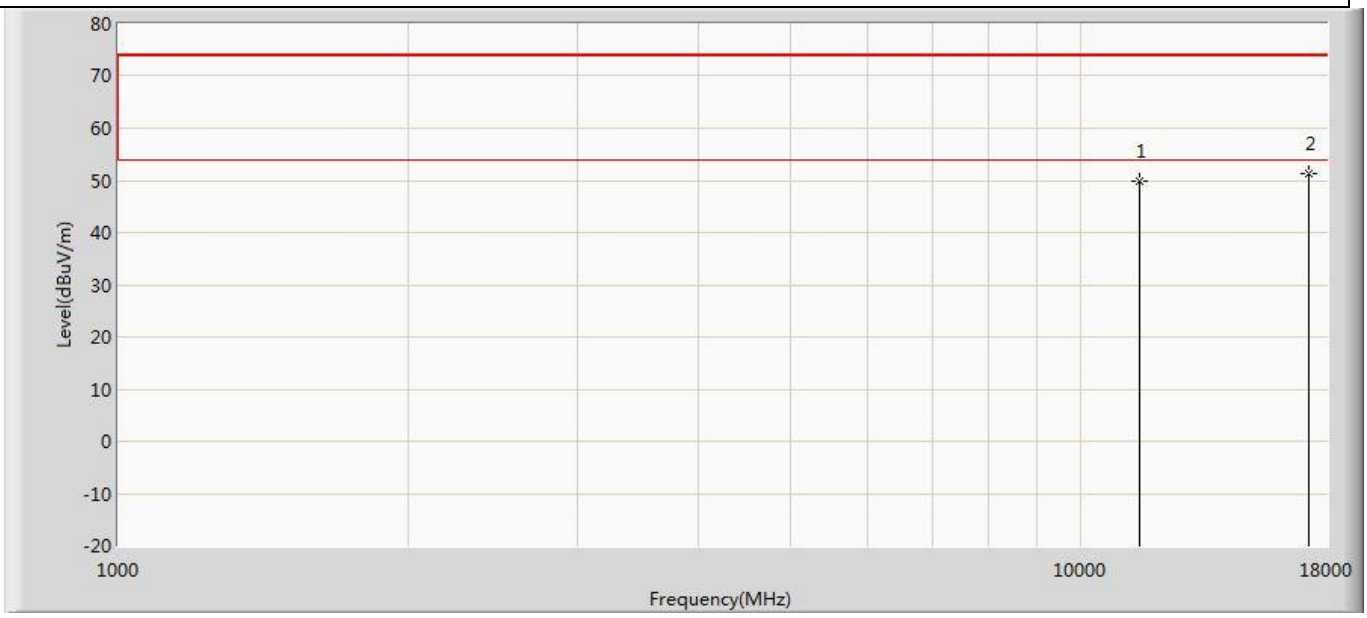


| No | Mark | Frequency (MHz) | Measure Level (dBuV/m) | Reading Level (dBuV) | Over Limit (dB) | Limit (dBuV/m) | Factor (dB) | Type |
|---|---|---|---|---|---|---|---|---|
| 1 | | 11510.000 | 49.820 | 51.098 | -24.180 | 74.000 | -1.278 | PK |
| 2 | * | 17265.000 | 51.205 | 47.792 | -22.795 | 74.000 | 3.412 | PK |

| | |
|---|---|
| Profile: 2390387R | Page No.: 52 |
| Engineer: Pengchengyang | |
| Site: AC5 | Time: 2024/01/12 - 09:05 |
| Limit: FCC_Part15.209_RE(3m) | Margin: 0 |
| Probe: Horn_3117_00167055(1-18GHz) | Polarity: Vertical |
| EUT: POS | Power: 120 Vac / 60 Hz |
| Note: Mode 5：Transmit at 5755MHz by 802.11ac(40MHz) with Ant2 | |

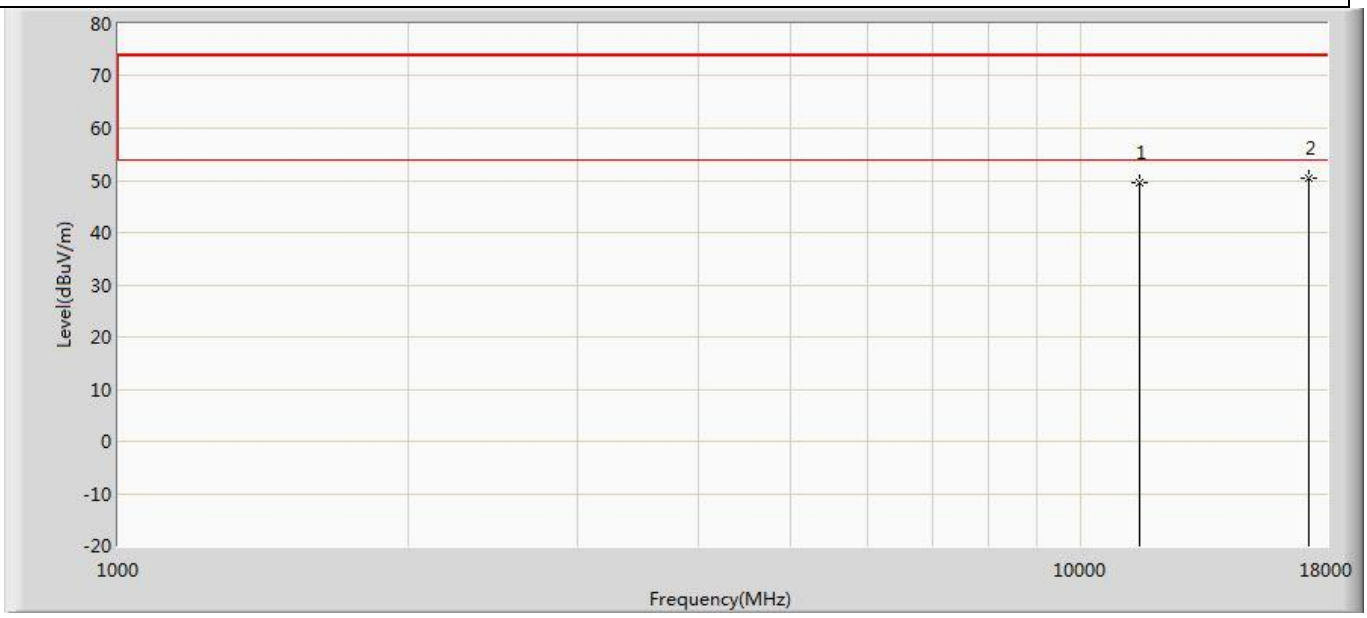


| No | Mark | Frequency (MHz) | Measure Level (dBuV/m) | Reading Level (dBuV) | Over Limit (dB) | Limit (dBuV/m) | Factor (dB) | Type |
|---|---|---|---|---|---|---|---|---|
| 1 | | 11510.000 | 49.669 | 50.947 | -24.331 | 74.000 | -1.278 | PK |
| 2 | * | 17265.000 | 50.542 | 47.129 | -23.458 | 74.000 | 3.412 | PK |

| | |
|---|---|
| Profile: 2390387R | Page No.: 53 |
| Engineer: Pengchengyang | |
| Site: AC5 | Time: 2024/01/12 - 09:05 |
| Limit: FCC_Part15.209_RE(3m) | Margin: 0 |
| Probe: Horn_3117_00167055(1-18GHz) | Polarity: Horizontal |
| EUT: POS | Power: 120 Vac / 60 Hz |
| Note: Mode 5：Transmit at 5795MHz by 802.11ac(40MHz) with Ant2 | |

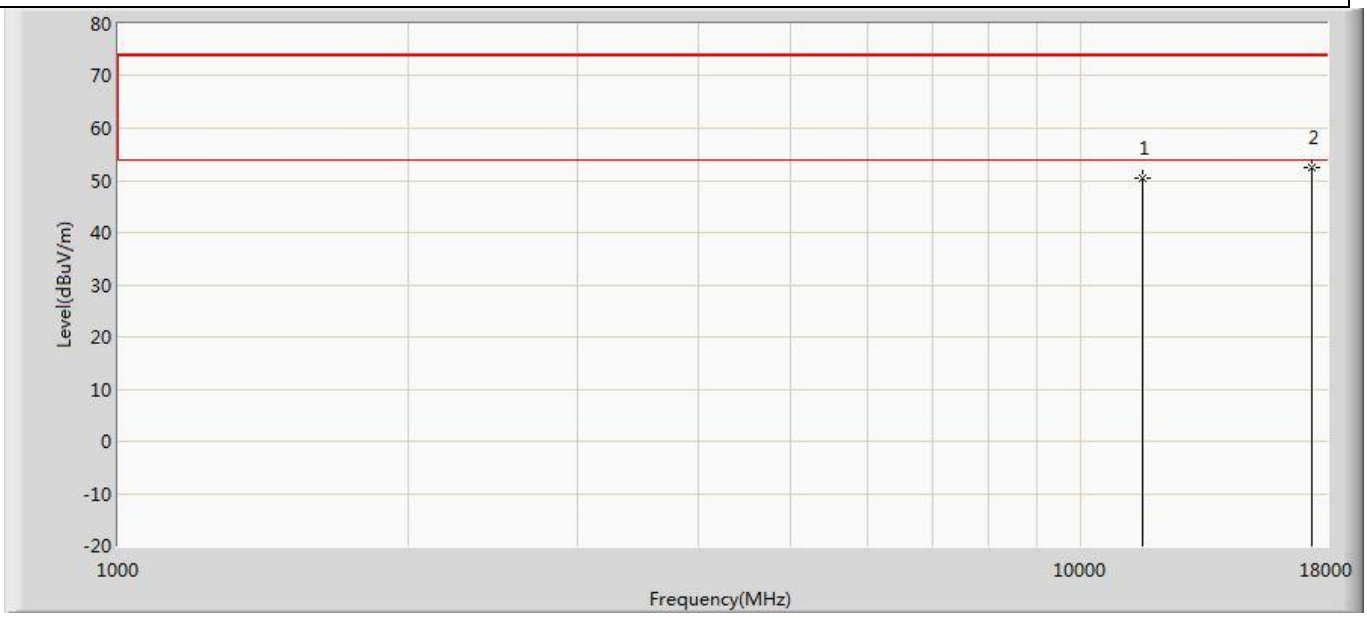


| No | Mark | Frequency (MHz) | Measure Level (dBuV/m) | Reading Level (dBuV) | Over Limit (dB) | Limit (dBuV/m) | Factor (dB) | Type |
|---|---|---|---|---|---|---|---|---|
| 1 | | 11590.000 | 50.415 | 50.314 | -23.585 | 74.000 | 0.101 | PK |
| 2 | * | 17385.000 | 52.361 | 49.029 | -21.639 | 74.000 | 3.332 | PK |

| | |
|---|---|
| Profile: 2390387R | Page No.: 54 |
| Engineer: Pengchengyang | |
| Site: AC5 | Time: 2024/01/12 - 09:05 |
| Limit: FCC_Part15.209_RE(3m) | Margin: 0 |
| Probe: Horn_3117_00167055(1-18GHz) | Polarity: Vertical |
| EUT: POS | Power: 120 Vac / 60 Hz |
| Note: Mode 5：Transmit at 5795MHz by 802.11ac(40MHz) with Ant2 | |

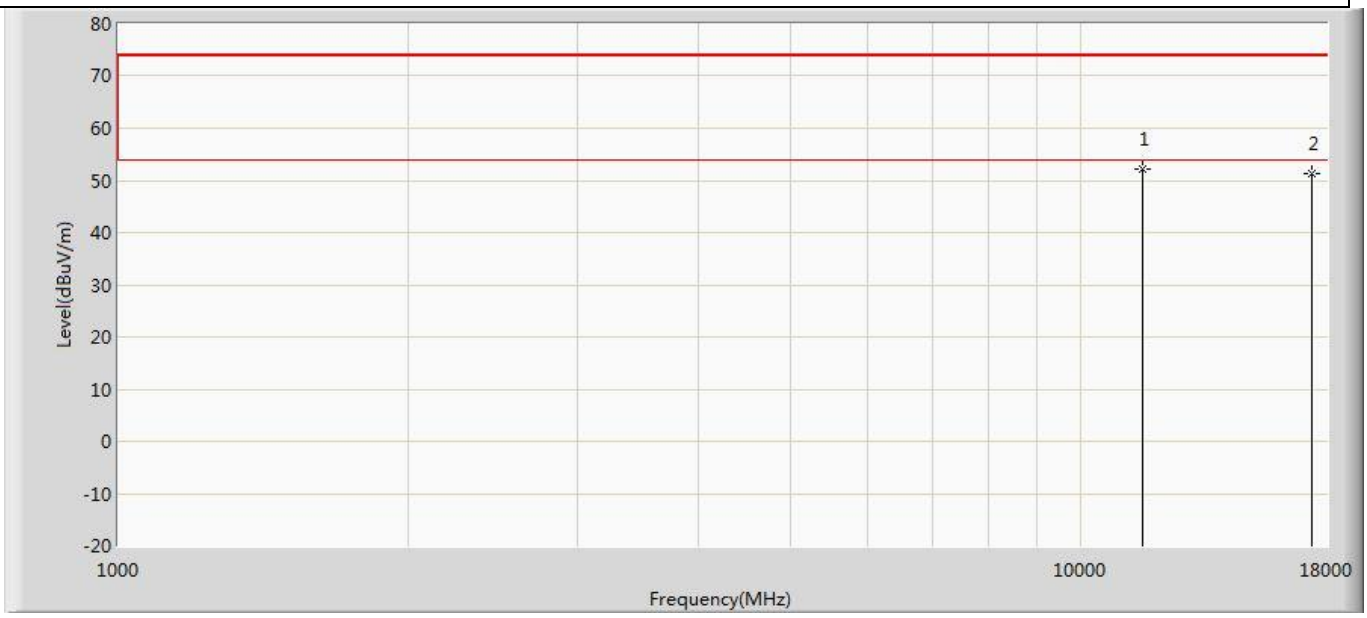


| No | Mark | Frequency (MHz) | Measure Level (dBuV/m) | Reading Level (dBuV) | Over Limit (dB) | Limit (dBuV/m) | Factor (dB) | Type |
|---|---|---|---|---|---|---|---|---|
| 1 | * | 11590.000 | 52.167 | 52.066 | -21.833 | 74.000 | 0.101 | PK |
| 2 | | 17385.000 | 51.351 | 48.019 | -22.649 | 74.000 | 3.332 | PK |

| | |
|---|---|
| Profile: 2390387R | Page No.: 171 |
| Engineer: Pengchengyang | |
| Site: AC5 | Time: 2024/01/12 - 09:11 |
| Limit: FCC_Part15.209_RE(3m) | Margin: 0 |
| Probe: Horn_3117_00167055(1-18GHz) | Polarity: Horizontal |
| EUT: POS | Power: 120 Vac / 60 Hz |
| Note: Mode 6：Transmit at 5210MHz by 802.11ac(80MHz) with Ant2 | |

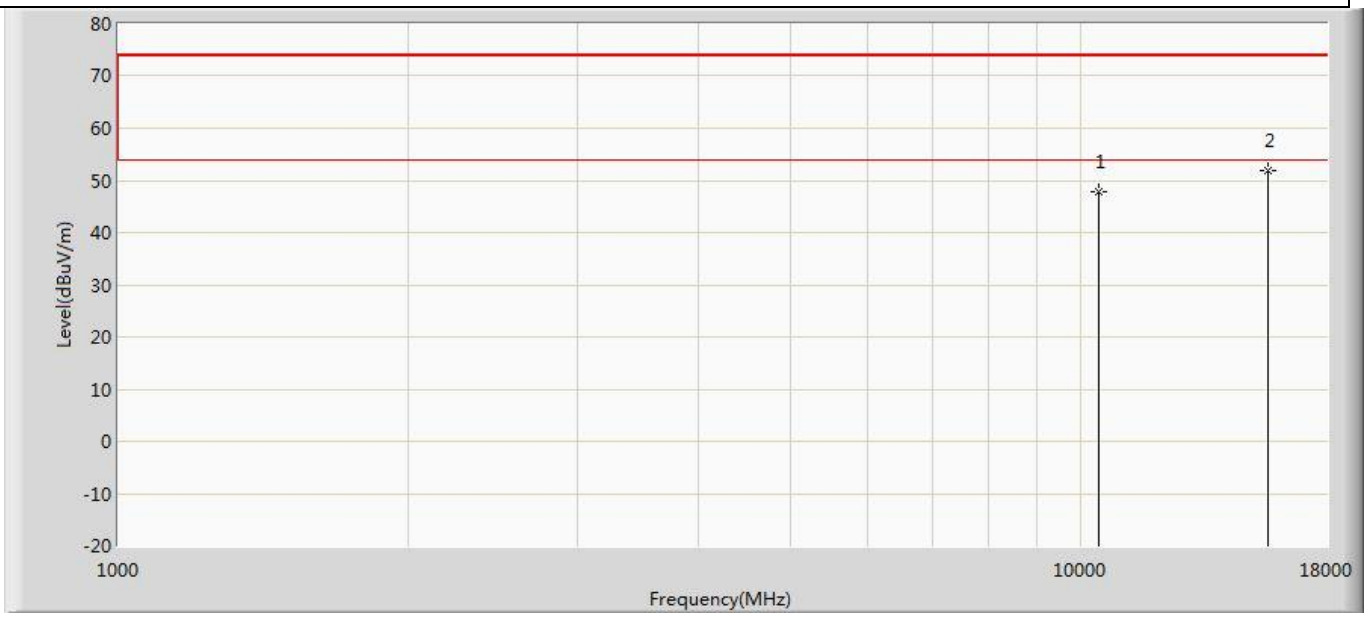


| No | Mark | Frequency (MHz) | Measure Level (dBuV/m) | Reading Level (dBuV) | Over Limit (dB) | Limit (dBuV/m) | Factor (dB) | Type |
|---|---|---|---|---|---|---|---|---|
| 1 | | 10420.000 | 47.771 | 50.767 | -26.229 | 74.000 | -2.996 | PK |
| 2 | * | 15630.000 | 51.948 | 50.716 | -22.052 | 74.000 | 1.232 | PK |

| | |
|---|---|
| Profile: 2390387R | Page No.: 172 |
| Engineer: Pengchengyang | |
| Site: AC5 | Time: 2024/01/12 - 09:11 |
| Limit: FCC_Part15.209_RE(3m) | Margin: 0 |
| Probe: Horn_3117_00167055(1-18GHz) | Polarity: Vertical |
| EUT: POS | Power: 120 Vac / 60 Hz |
| Note: Mode 6：Transmit at 5210MHz by 802.11ac(80MHz) with Ant2 | |

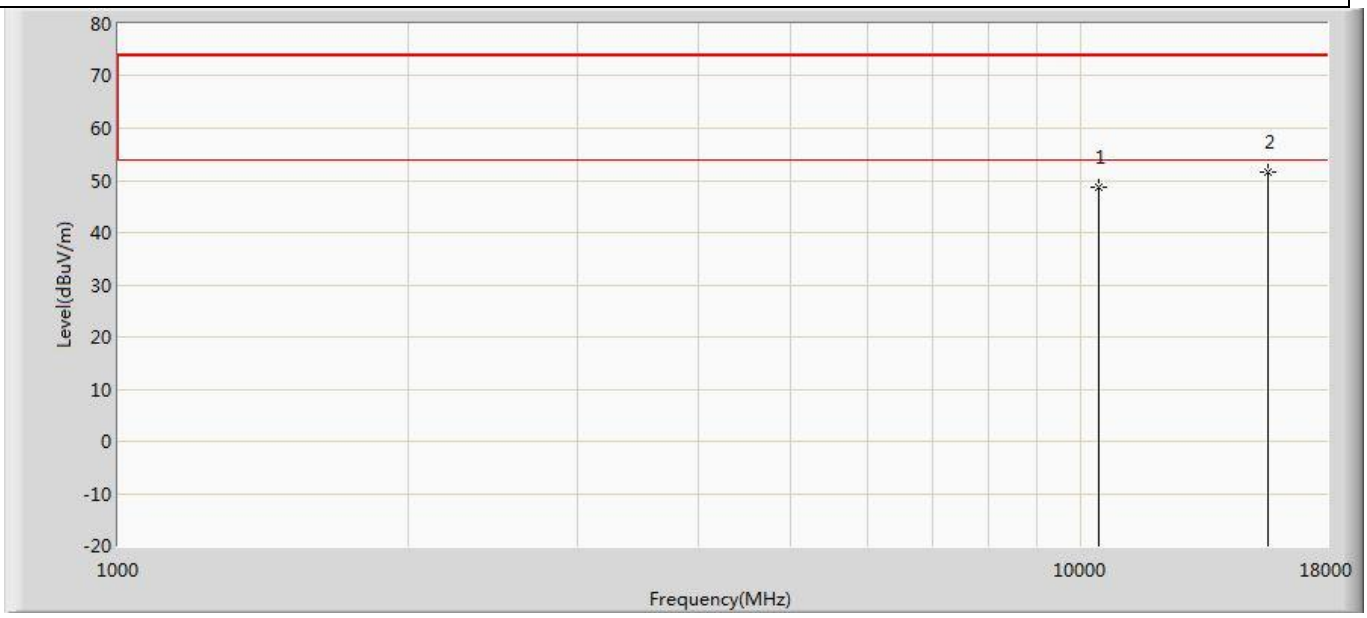


| No | Mark | Frequency (MHz) | Measure Level (dBuV/m) | Reading Level (dBuV) | Over Limit (dB) | Limit (dBuV/m) | Factor (dB) | Type |
|---|---|---|---|---|---|---|---|---|
| 1 | | 10420.000 | 48.747 | 51.743 | -25.253 | 74.000 | -2.996 | PK |
| 2 | * | 15630.000 | 51.563 | 50.331 | -22.437 | 74.000 | 1.232 | PK |

| | |
|---|---|
| Profile: 2390387R | Page No.: 173 |
| Engineer: Pengchengyang | |
| Site: AC5 | Time: 2024/01/12 - 09:11 |
| Limit: FCC_Part15.209_RE(3m) | Margin: 0 |
| Probe: Horn_3117_00167055(1-18GHz) | Polarity: Horizontal |
| EUT: POS | Power: 120 Vac / 60 Hz |
| Note: Mode 6：Transmit at 5290MHz by 802.11ac(80MHz) with Ant2 | |

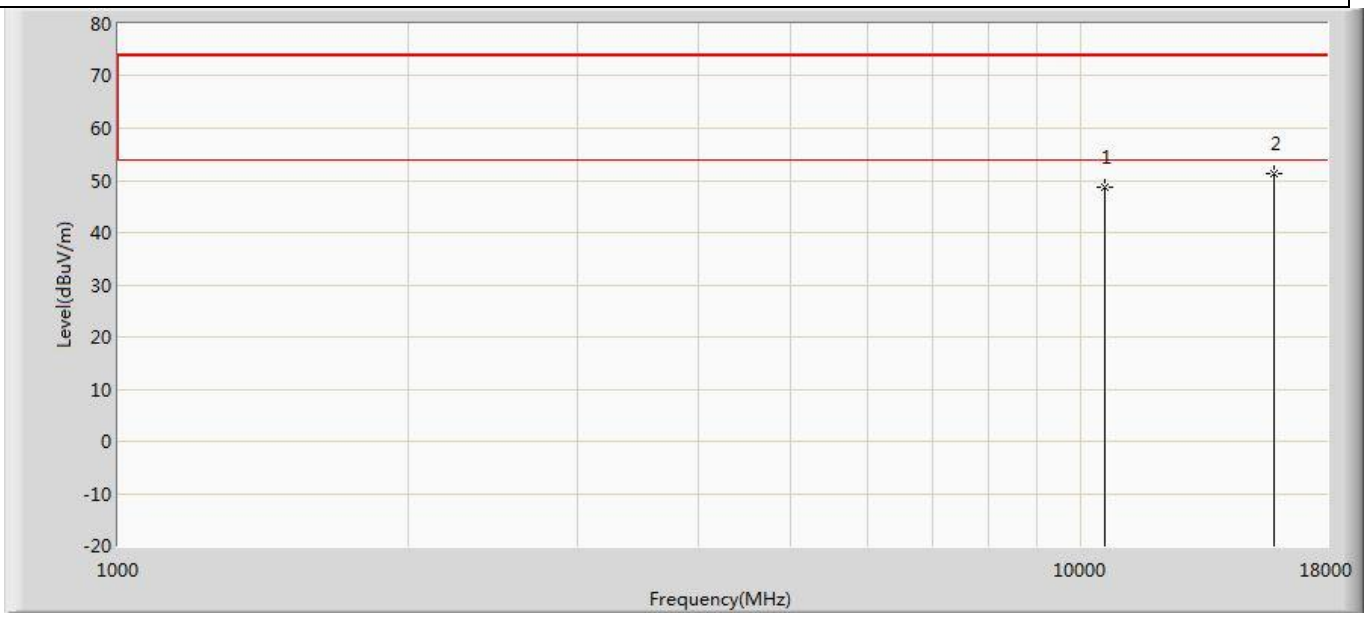


| No | Mark | Frequency (MHz) | Measure Level (dBuV/m) | Reading Level (dBuV) | Over Limit (dB) | Limit (dBuV/m) | Factor (dB) | Type |
|---|---|---|---|---|---|---|---|---|
| 1 | | 10580.000 | 48.648 | 51.664 | -25.352 | 74.000 | -3.015 | PK |
| 2 | * | 15870.000 | 51.356 | 49.501 | -22.644 | 74.000 | 1.855 | PK |

| | |
|---|---|
| Profile: 2390387R | Page No.: 174 |
| Engineer: Pengchengyang | |
| Site: AC5 | Time: 2024/01/12 - 09:11 |
| Limit: FCC_Part15.209_RE(3m) | Margin: 0 |
| Probe: Horn_3117_00167055(1-18GHz) | Polarity: Vertical |
| EUT: POS | Power: 120 Vac / 60 Hz |
| Note: Mode 6：Transmit at 5290MHz by 802.11ac(80MHz) with Ant2 | |

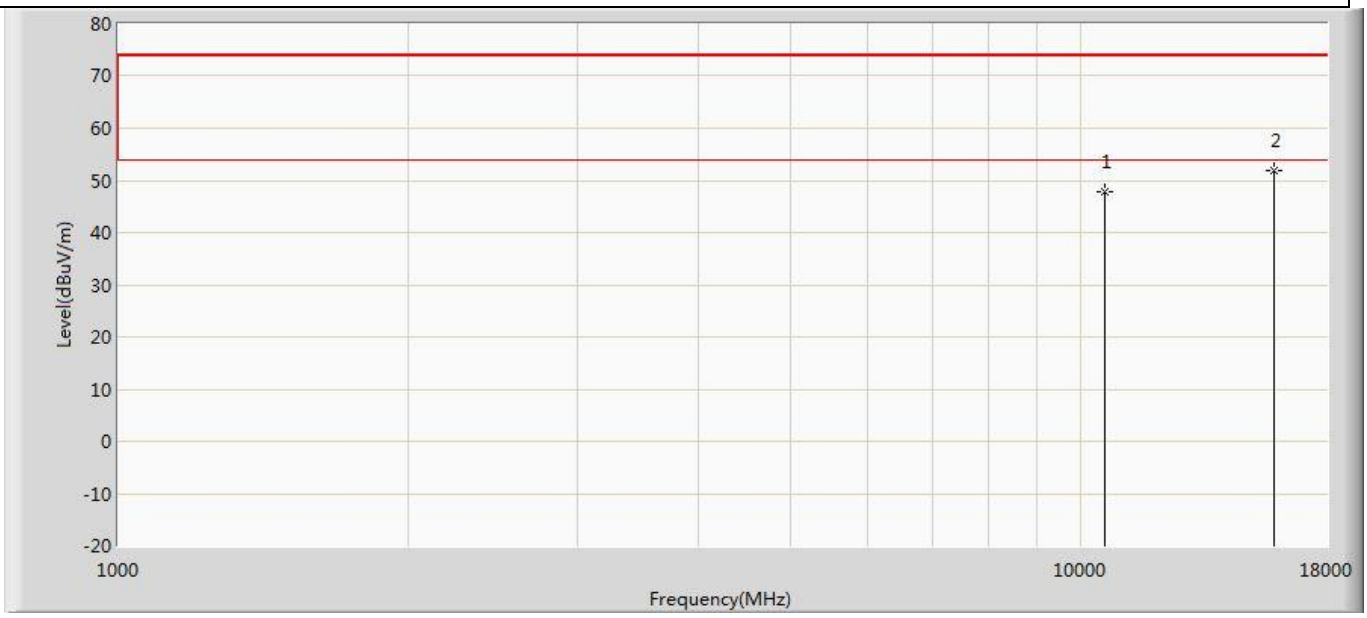


| No | Mark | Frequency (MHz) | Measure Level (dBuV/m) | Reading Level (dBuV) | Over Limit (dB) | Limit (dBuV/m) | Factor (dB) | Type |
|---|---|---|---|---|---|---|---|---|
| 1 | | 10580.000 | 47.926 | 50.942 | -26.074 | 74.000 | -3.015 | PK |
| 2 | * | 15870.000 | 52.011 | 50.156 | -21.989 | 74.000 | 1.855 | PK |

| | |
|---|---|
| Profile: 2390387R | Page No.: 175 |
| Engineer: Pengchengyang | |
| Site: AC5 | Time: 2024/01/12 - 09:11 |
| Limit: FCC_Part15.209_RE(3m) | Margin: 0 |
| Probe: Horn_3117_00167055(1-18GHz) | Polarity: Horizontal |
| EUT: POS | Power: 120 Vac / 60 Hz |
| Note: Mode 6：Transmit at 5530MHz by 802.11ac(80MHz) with Ant2 | |

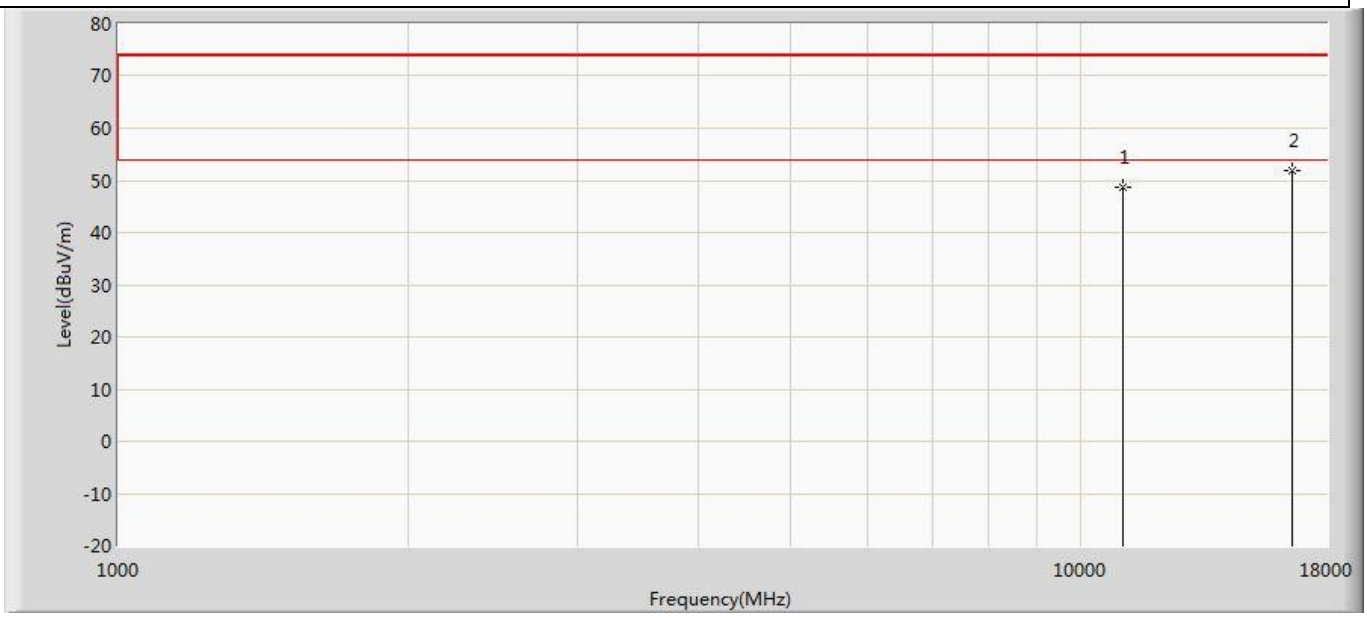


| No | Mark | Frequency (MHz) | Measure Level (dBuV/m) | Reading Level (dBuV) | Over Limit (dB) | Limit (dBuV/m) | Factor (dB) | Type |
|---|---|---|---|---|---|---|---|---|
| 1 | | 11060.000 | 48.595 | 50.740 | -25.405 | 74.000 | -2.145 | PK |
| 2 | * | 16590.000 | 52.004 | 47.816 | -21.996 | 74.000 | 4.189 | PK |

| | |
|---|---|
| Profile: 2390387R | Page No.: 176 |
| Engineer: Pengchengyang | |
| Site: AC5 | Time: 2024/01/12 - 09:11 |
| Limit: FCC_Part15.209_RE(3m) | Margin: 0 |
| Probe: Horn_3117_00167055(1-18GHz) | Polarity: Vertical |
| EUT: POS | Power: 120 Vac / 60 Hz |
| Note: Mode 6：Transmit at 5530MHz by 802.11ac(80MHz) with Ant2 | |

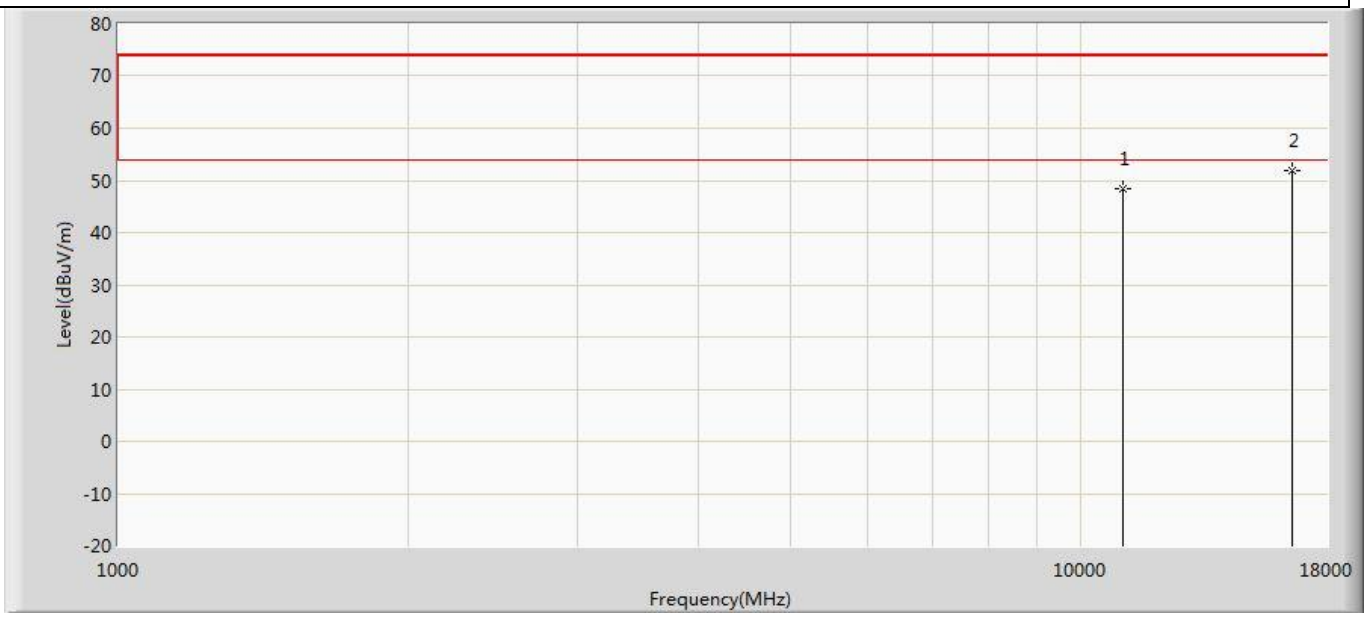


| No | Mark | Frequency (MHz) | Measure Level (dBuV/m) | Reading Level (dBuV) | Over Limit (dB) | Limit (dBuV/m) | Factor (dB) | Type |
|---|---|---|---|---|---|---|---|---|
| 1 | | 11060.000 | 48.492 | 50.637 | -25.508 | 74.000 | -2.145 | PK |
| 2 | * | 16590.000 | 51.908 | 47.720 | -22.092 | 74.000 | 4.189 | PK |

| | |
|---|---|
| Profile: 2390387R | Page No.: 55 |
| Engineer: Pengchengyang | |
| Site: AC5 | Time: 2024/01/12 - 09:05 |
| Limit: FCC_Part15.209_RE(3m) | Margin: 0 |
| Probe: Horn_3117_00167055(1-18GHz) | Polarity: Horizontal |
| EUT: POS | Power: 120 Vac / 60 Hz |
| Note: Mode 6：Transmit at 5775MHz by 802.11ac(80MHz) with Ant2 | |

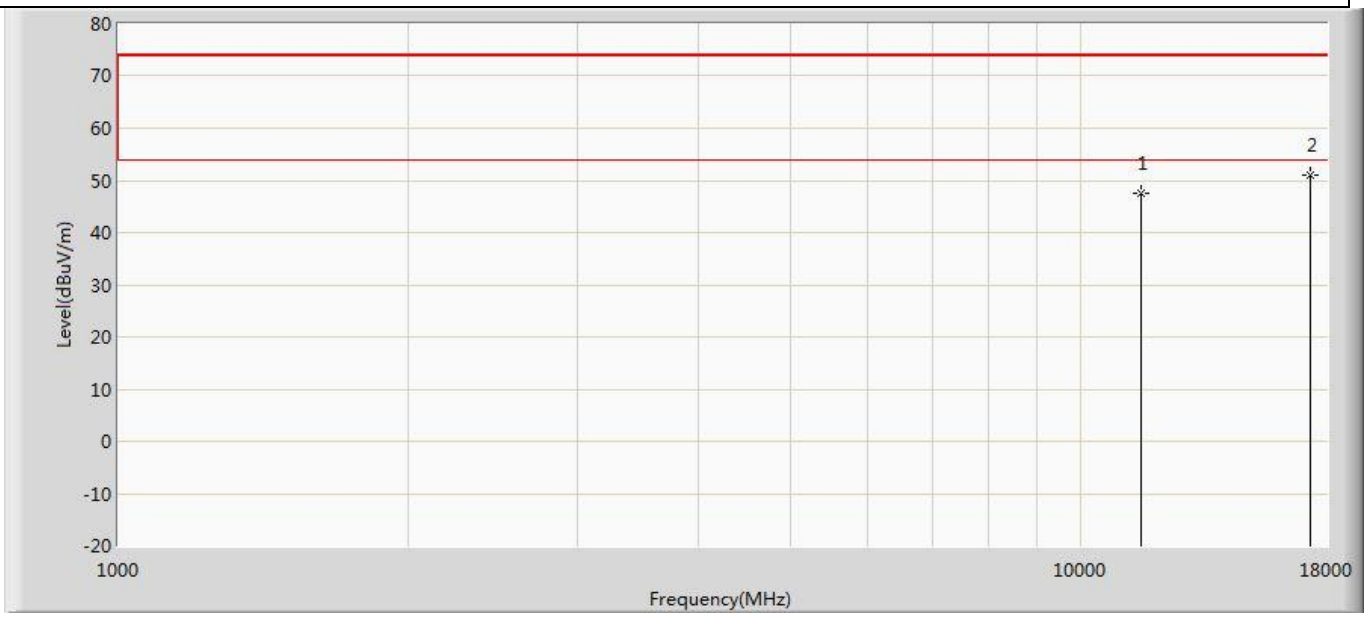


| No | Mark | Frequency (MHz) | Measure Level (dBuV/m) | Reading Level (dBuV) | Over Limit (dB) | Limit (dBuV/m) | Factor (dB) | Type |
|---|---|---|---|---|---|---|---|---|
| 1 | | 11550.000 | 47.611 | 49.171 | -26.389 | 74.000 | -1.560 | PK |
| 2 | * | 17325.000 | 51.064 | 47.514 | -22.936 | 74.000 | 3.549 | PK |

| | |
|---|---|
| Profile: 2390387R | Page No.: 56 |
| Engineer: Pengchengyang | |
| Site: AC5 | Time: 2024/01/12 - 09:05 |
| Limit: FCC_Part15.209_RE(3m) | Margin: 0 |
| Probe: Horn_3117_00167055(1-18GHz) | Polarity: Vertical |
| EUT: POS | Power: 120 Vac / 60 Hz |
| Note: Mode 6：Transmit at 5775MHz by 802.11ac(80MHz) with Ant2 | |

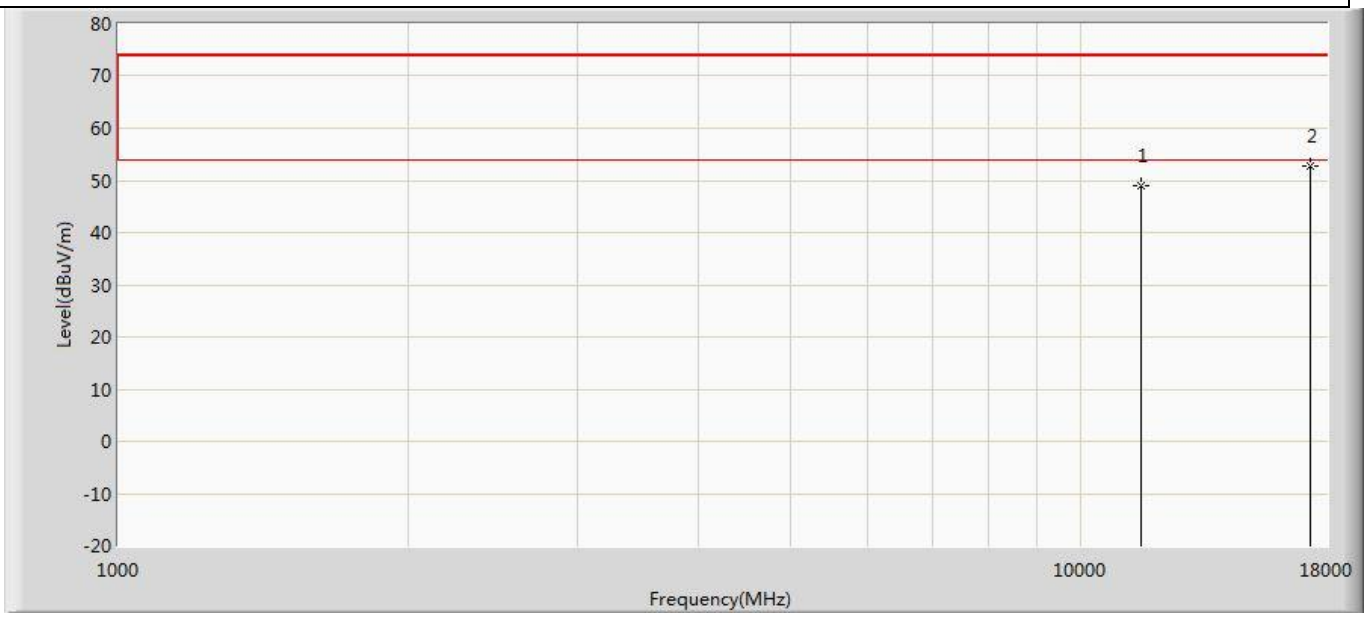


| No | Mark | Frequency (MHz) | Measure Level (dBuV/m) | Reading Level (dBuV) | Over Limit (dB) | Limit (dBuV/m) | Factor (dB) | Type |
|---|---|---|---|---|---|---|---|---|
| 1 | | 11550.000 | 48.919 | 50.479 | -25.081 | 74.000 | -1.560 | PK |
| 2 | * | 17325.000 | 52.829 | 49.279 | -21.171 | 74.000 | 3.549 | PK |

| | |
|---|---|
| Profile: 2390387R | Page No.: 71 |
| Engineer: Pengchengyang | |
| Site: AC5 | Time: 2024/01/27 - 11:01 |
| Limit: FCC_Part15.209_RE(3m) | Margin: 0 |
| Probe: Horn_3117_00167055(1-18GHz) | Polarity: Horizontal |
| EUT: POS | Power: 120 Vac / 60 Hz |
| Note: Mode 2：Transmit at 5180MHz by 802.11n(20MHz) with Ant1+ANT2 | |

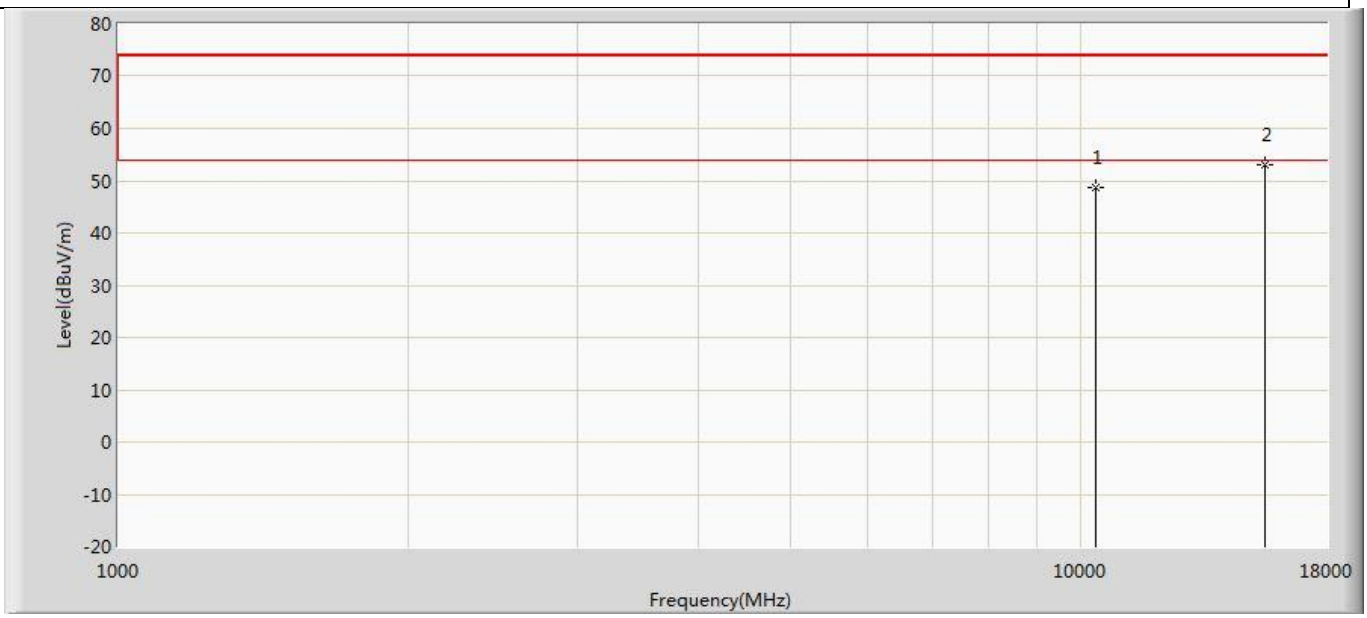


| No | Mark | Frequency (MHz) | Measure Level (dBuV/m) | Reading Level (dBuV) | Over Limit (dB) | Limit (dBuV/m) | Factor (dB) | Type |
|---|---|---|---|---|---|---|---|---|
| 1 | | 10360.000 | 48.708 | 52.114 | -25.292 | 74.000 | -3.406 | PK |
| 2 | * | 15540.000 | 52.982 | 51.939 | -21.018 | 74.000 | 1.043 | PK |

| | |
|---|---|
| Profile: 2390387R | Page No.: 72 |
| Engineer: Pengchengyang | |
| Site: AC5 | Time: 2024/01/27 - 11:01 |
| Limit: FCC_Part15.209_RE(3m) | Margin: 0 |
| Probe: Horn_3117_00167055(1-18GHz) | Polarity: Vertical |
| EUT: POS | Power: 120 Vac / 60 Hz |
| Note: Mode 2：Transmit at 5180MHz by 802.11n(20MHz) with Ant1+ANT2 | |

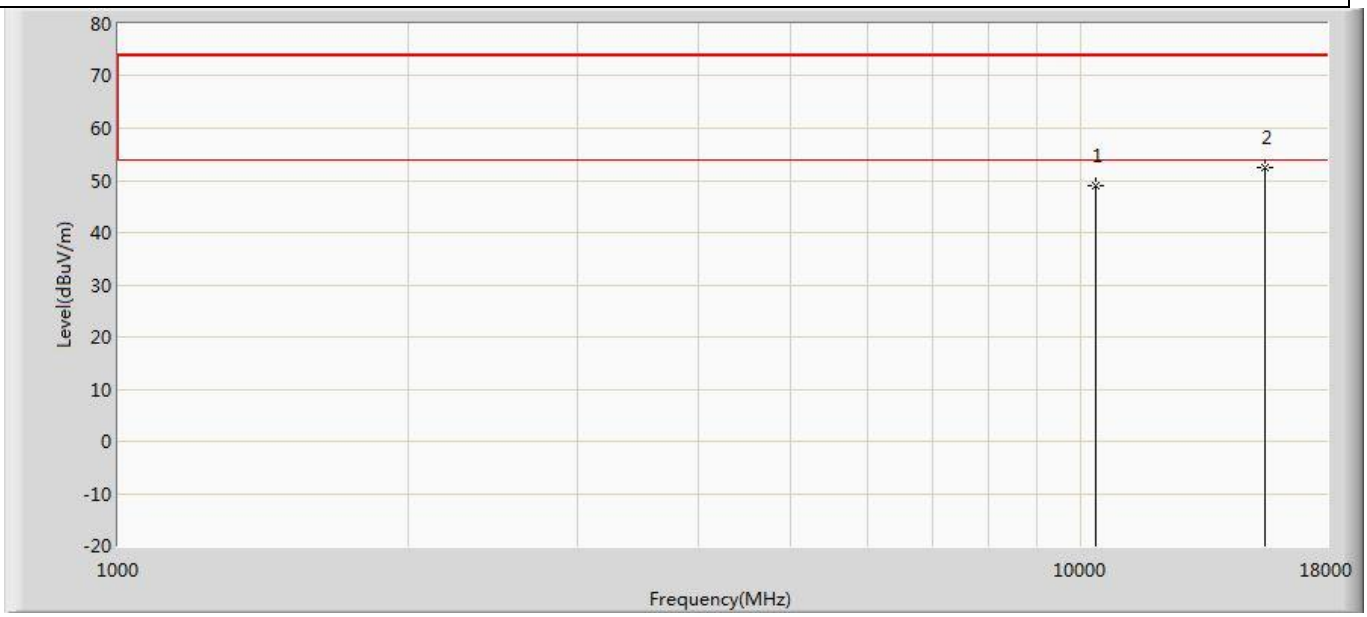


| No | Mark | Frequency (MHz) | Measure Level (dBuV/m) | Reading Level (dBuV) | Over Limit (dB) | Limit (dBuV/m) | Factor (dB) | Type |
|---|---|---|---|---|---|---|---|---|
| 1 | | 10360.000 | 49.084 | 52.490 | -24.916 | 74.000 | -3.406 | PK |
| 2 | * | 15540.000 | 52.359 | 51.316 | -21.641 | 74.000 | 1.043 | PK |