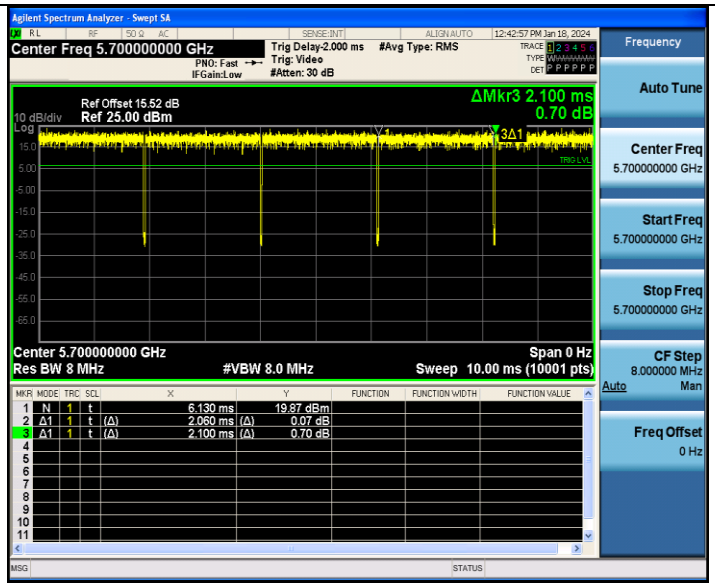

11A_Ant1_5745

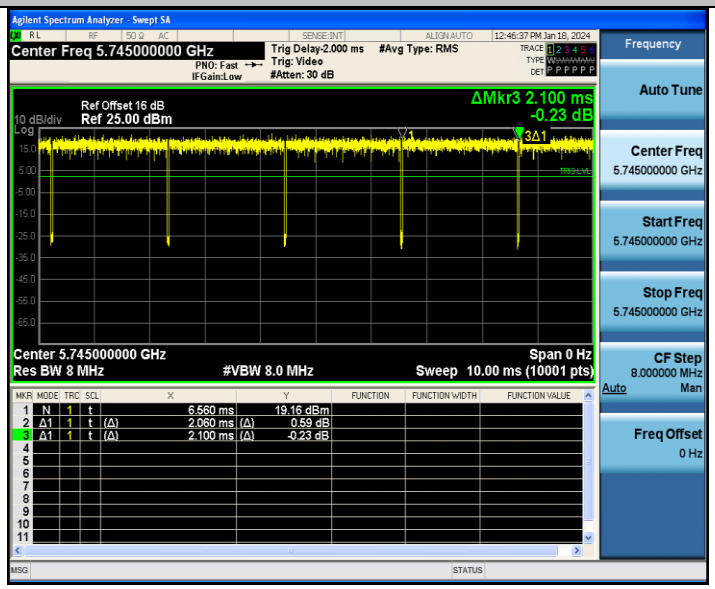

11A_Ant1_5785

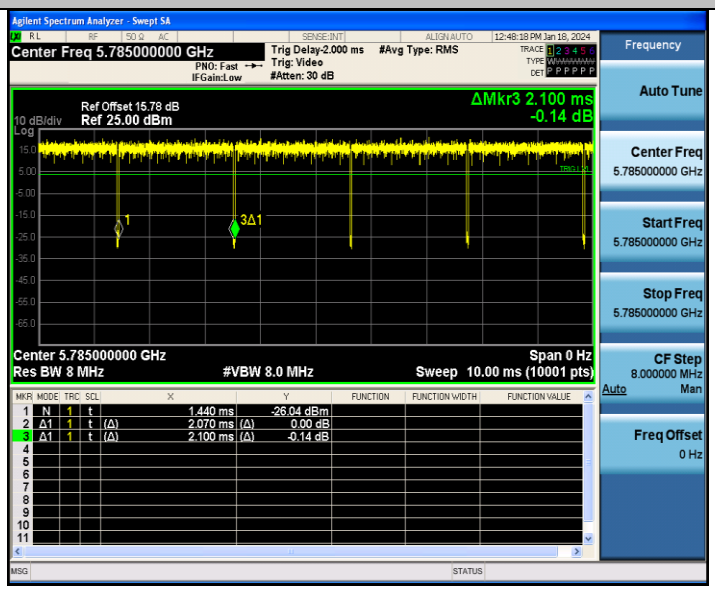

11A_Ant1_5825

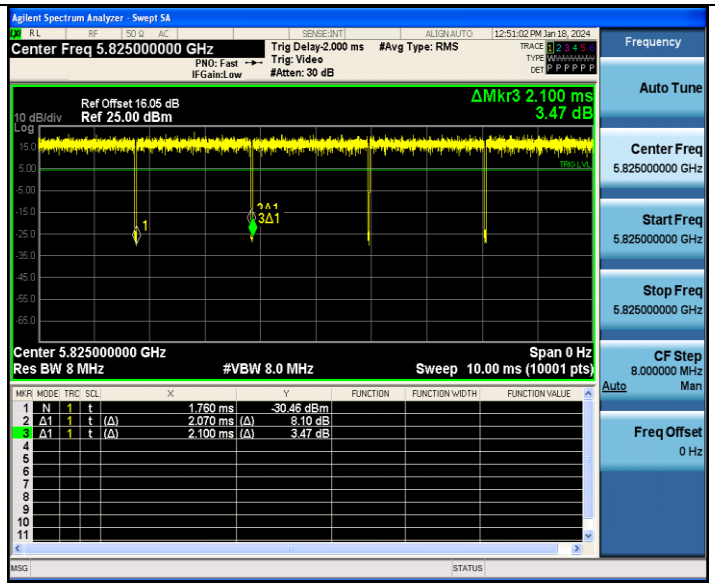

11N20SISO_Ant1_5180

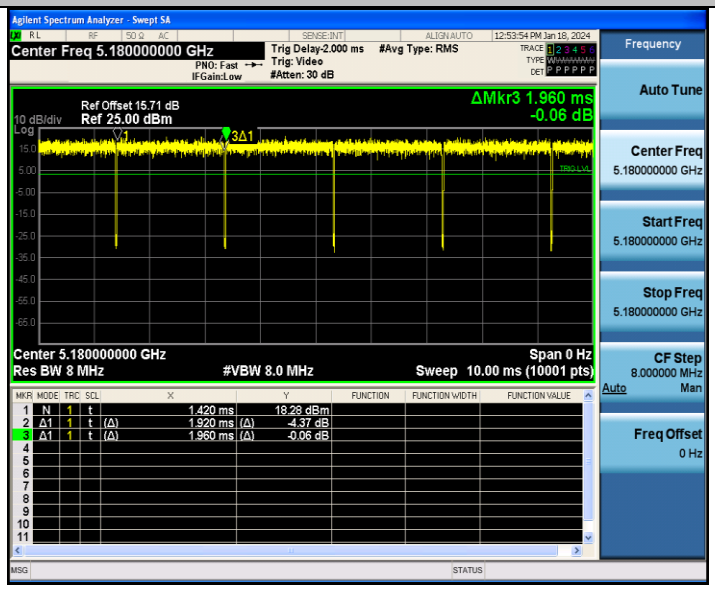

11N20SISO_Ant1_5220

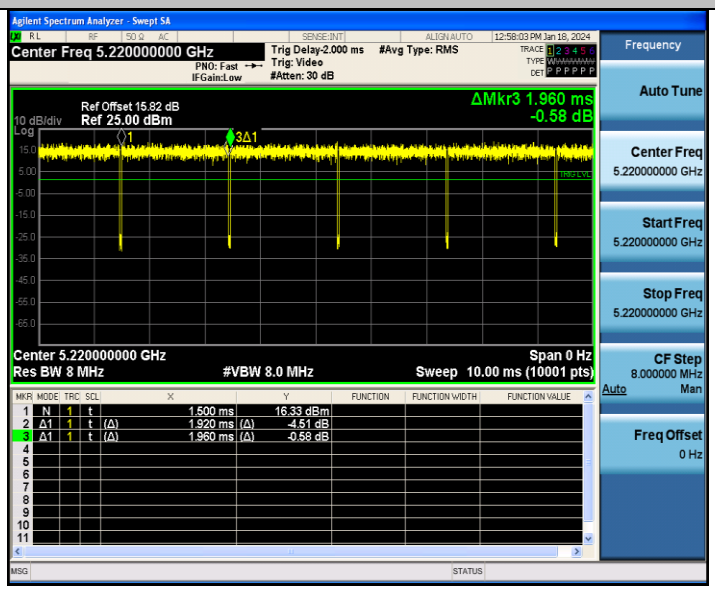

11N20SISO_Ant1_5240

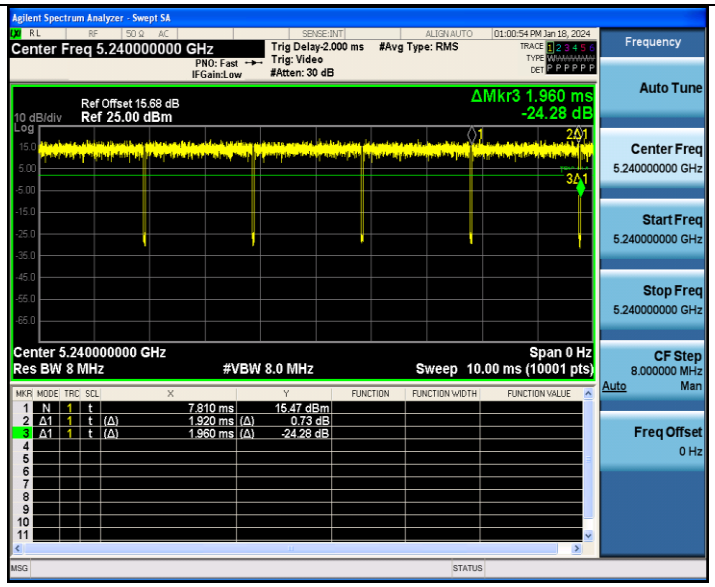

11N20SISO_Ant1_5260

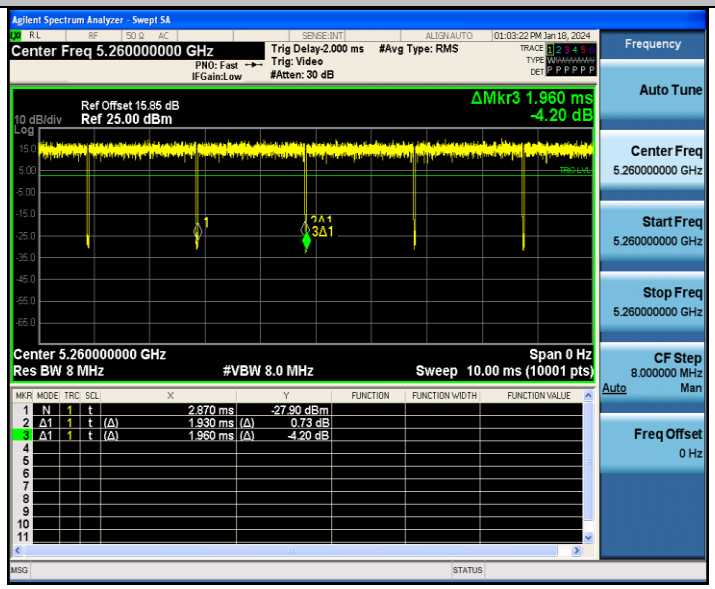

11N20SISO_Ant1_5300

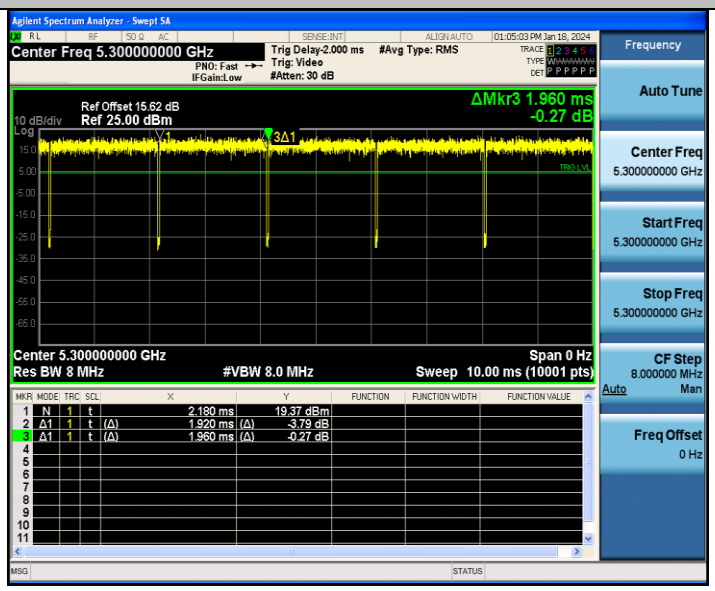

11N20SISO_Ant1_5320

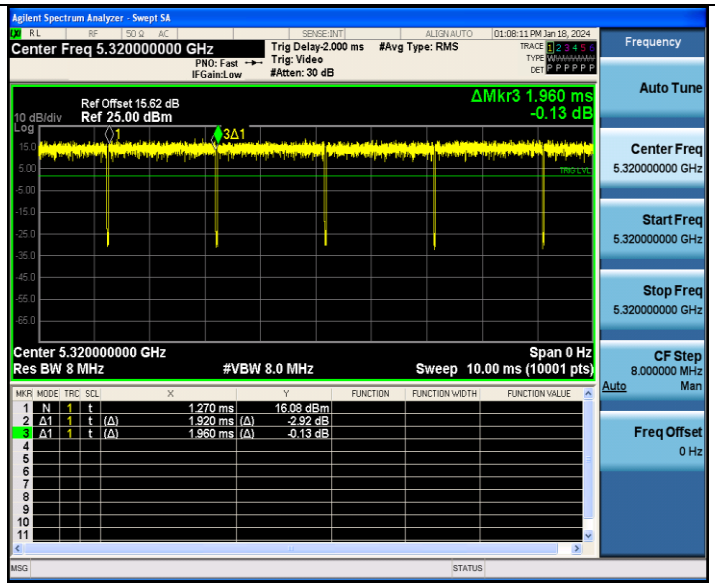

11N20SISO_Ant1_5500

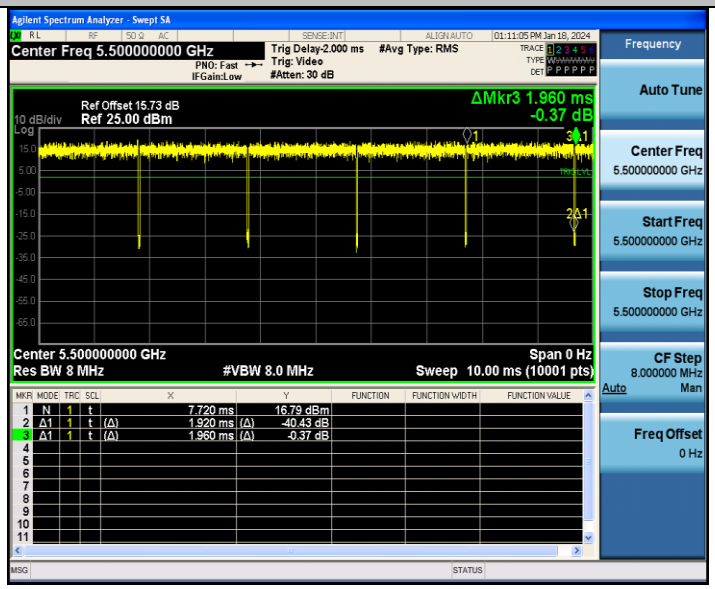

11N20SISO_Ant1_5580

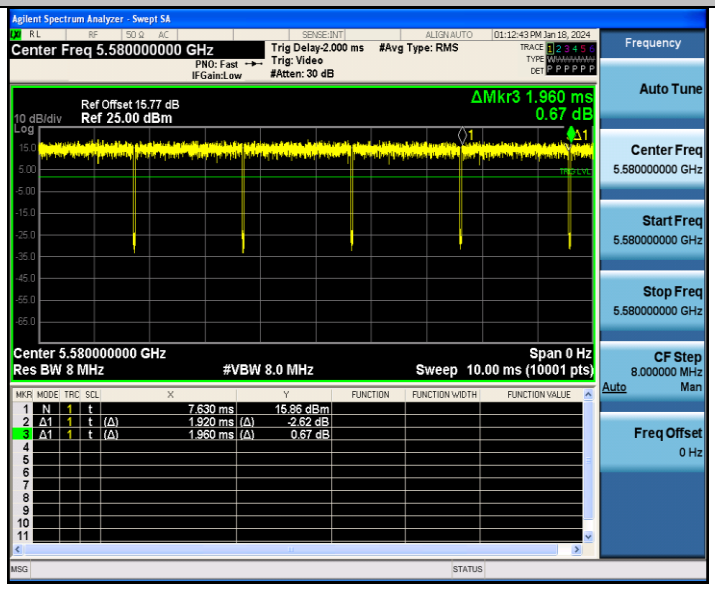

11N20SISO_Ant1_5700

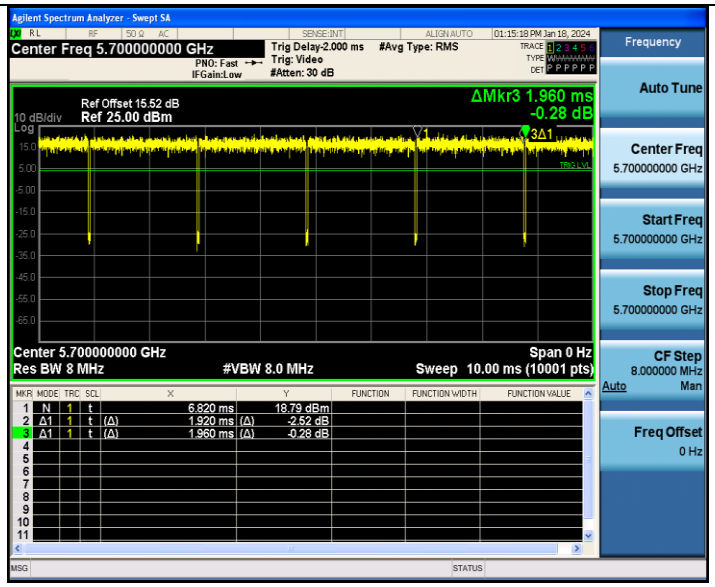

11N20SISO_Ant1_5745

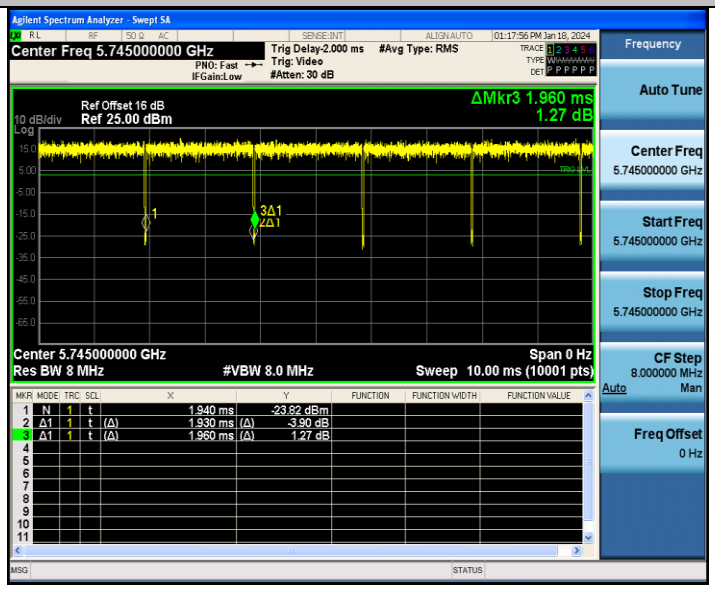

11N20SISO_Ant1_5785

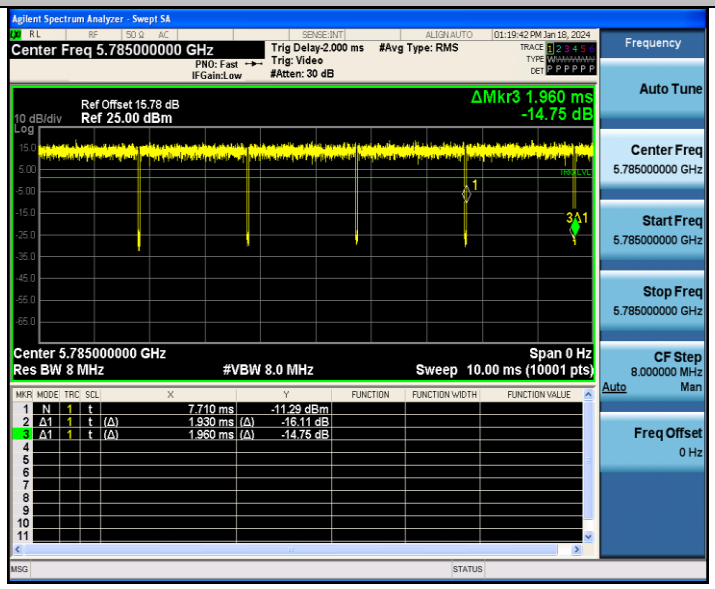

11N20SISO_Ant1_5825

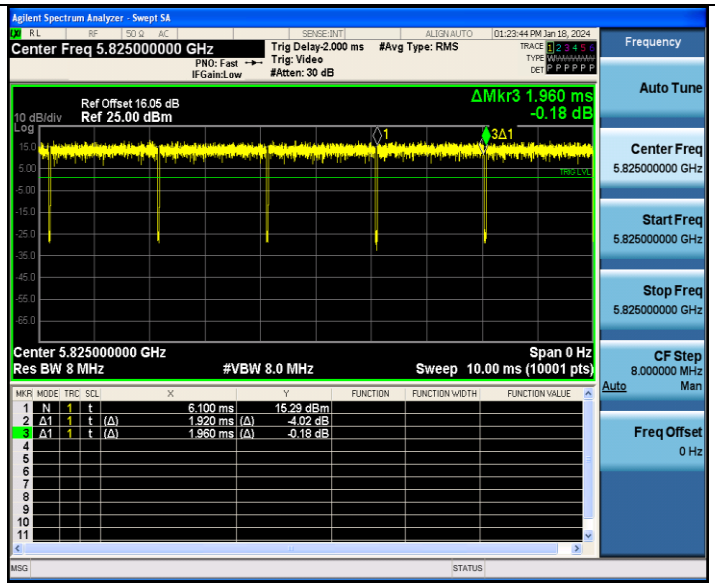

11N40SISO_Ant1_5190

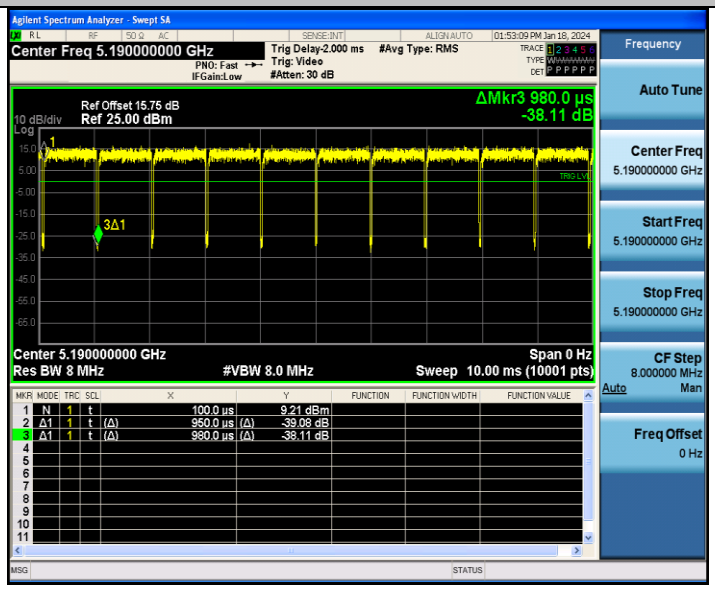

11N40SISO_Ant1_5230

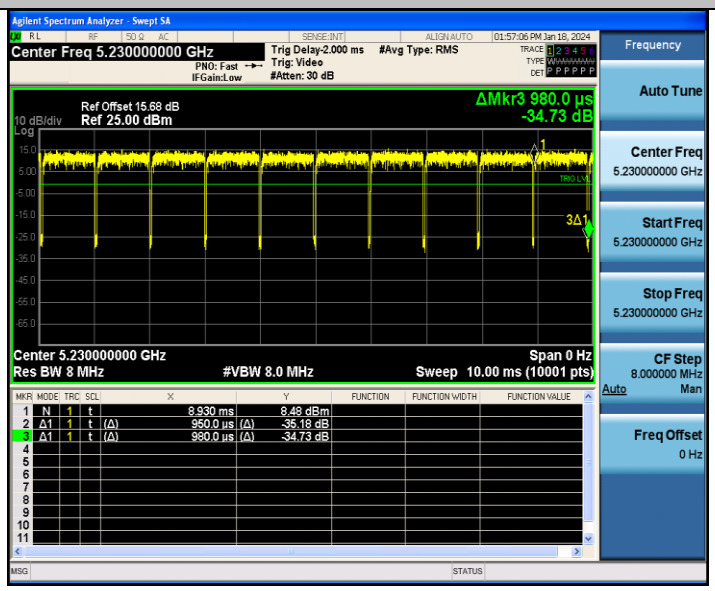

11N40SISO_Ant1_5270

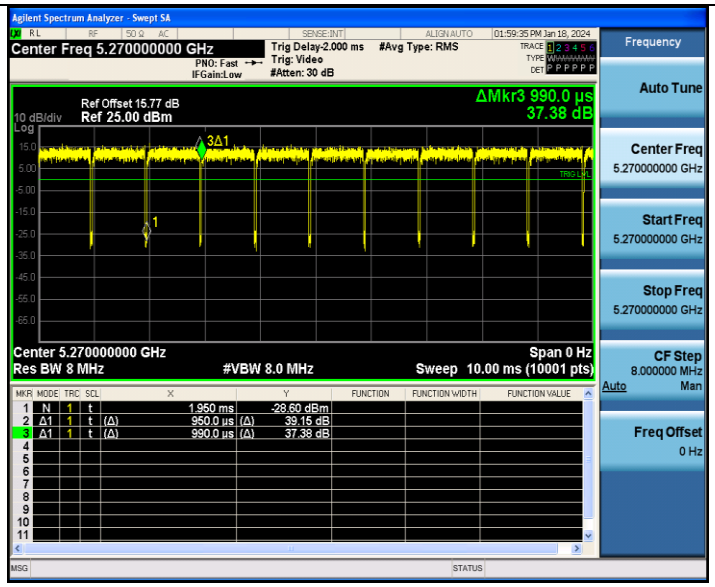

11N40SISO_Ant1_5310

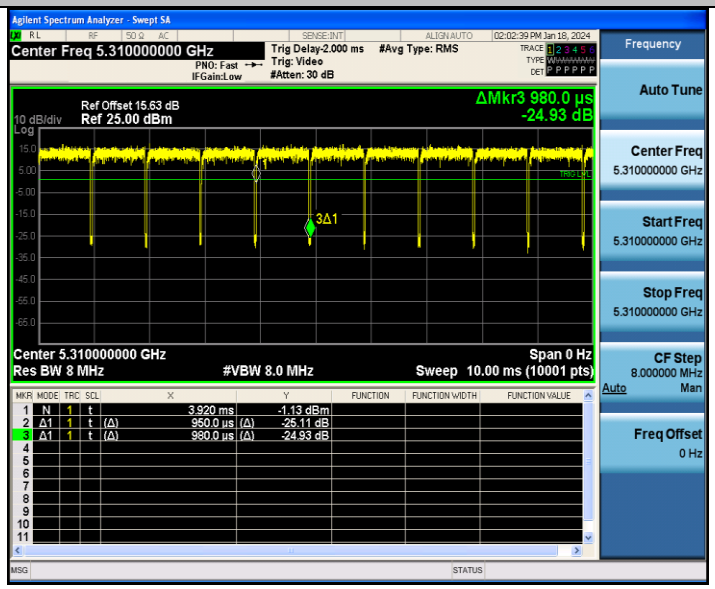

11N40SISO_Ant1_5510

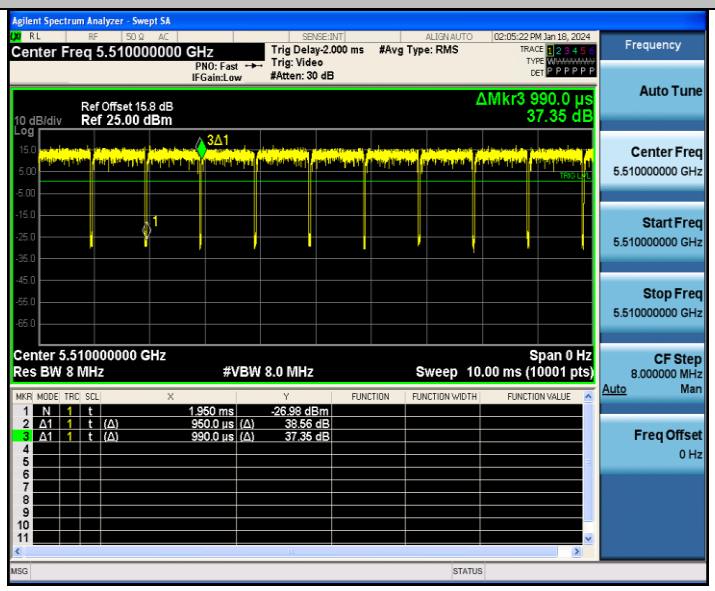

11N40SISO_Ant1_5590

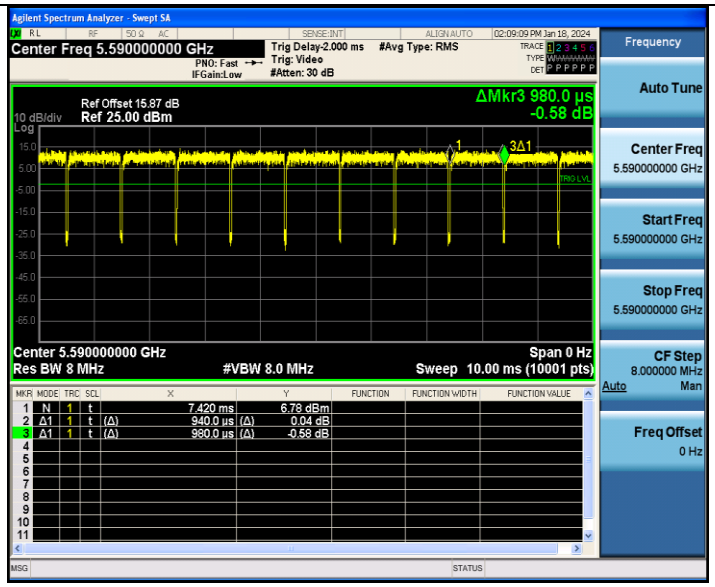

11N40SISO_Ant1_5670

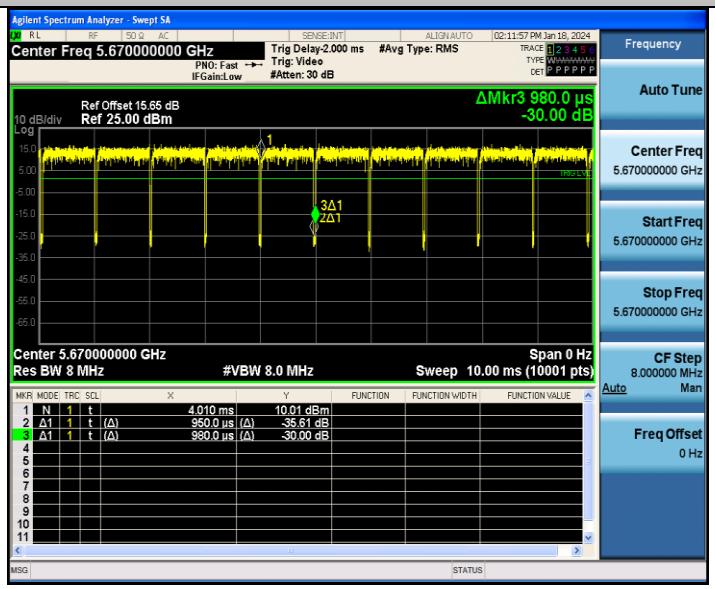

11N40SISO_Ant1_5755

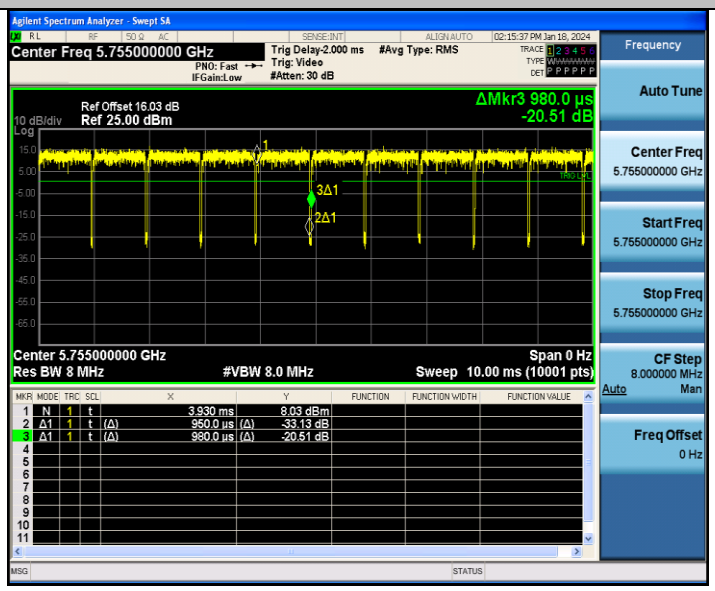

11N40SISO_Ant1_5795

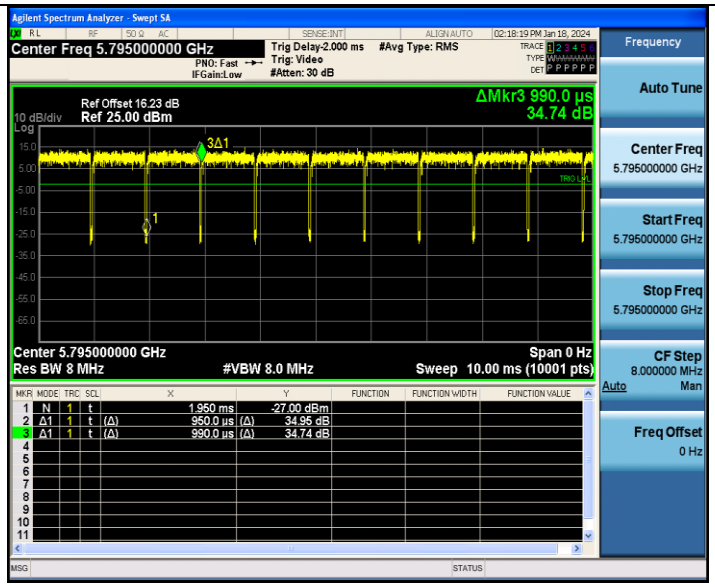

11AC20SISO_Ant1_5180

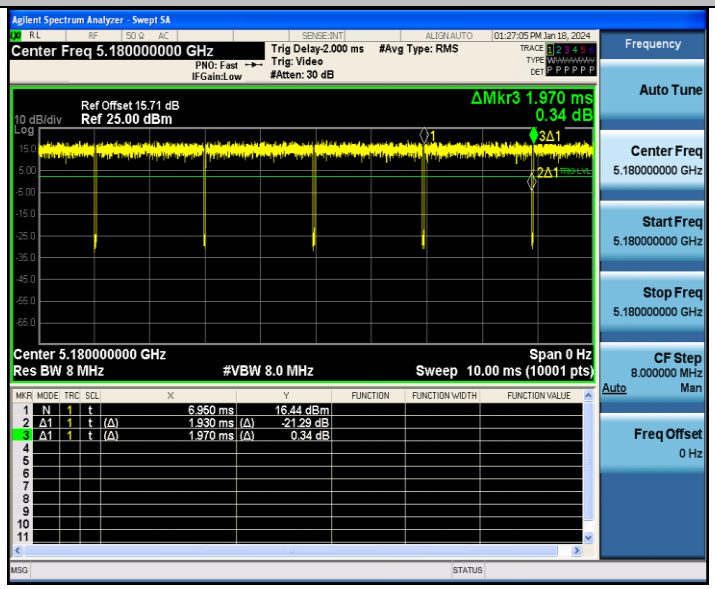

11AC20SISO_Ant1_5220

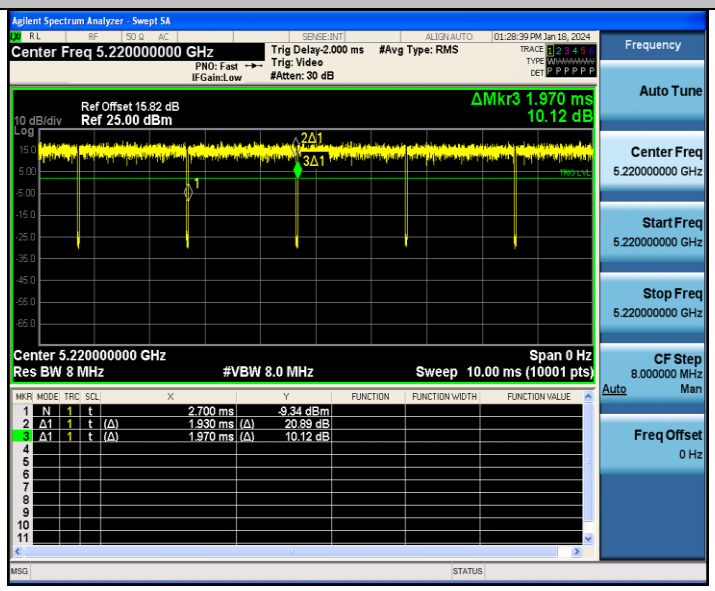

11AC20SISO_Ant1_5240

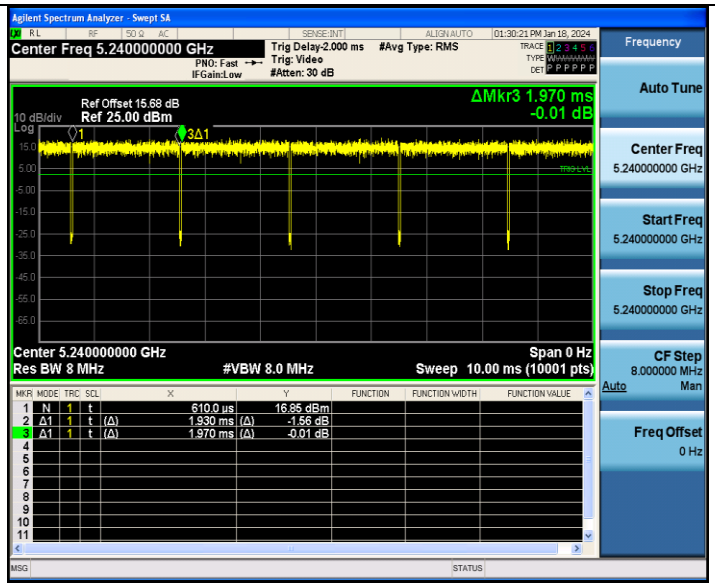

11AC20SISO_Ant1_5260

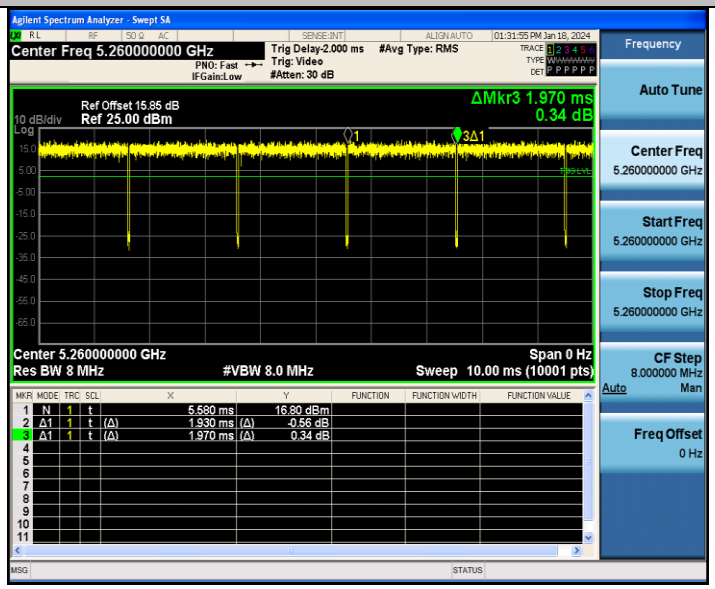

11AC20SISO_Ant1_5300

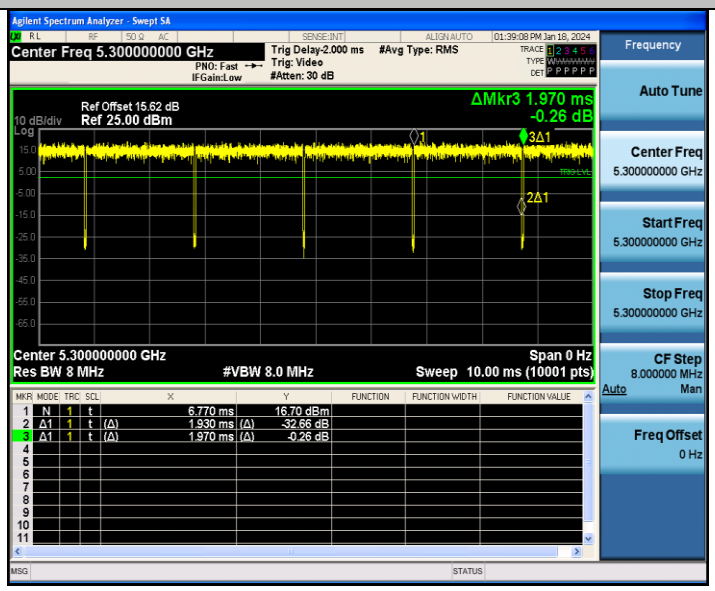

11AC20SISO_Ant1_5320

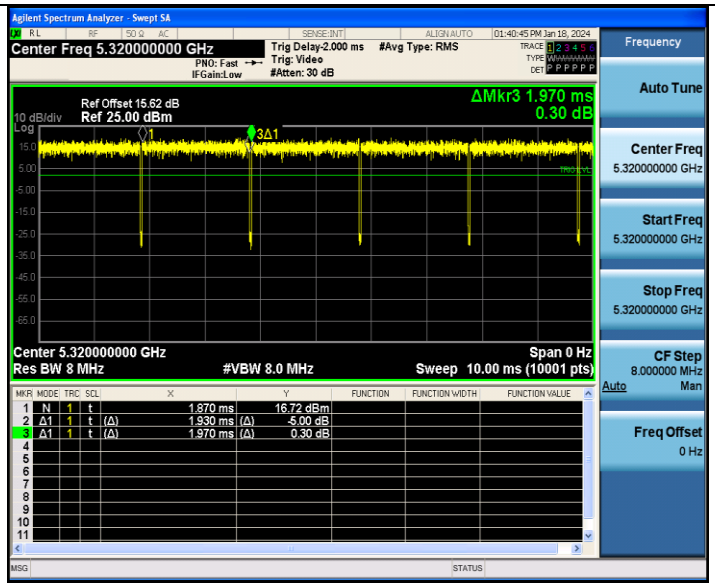

11AC20SISO_Ant1_5500

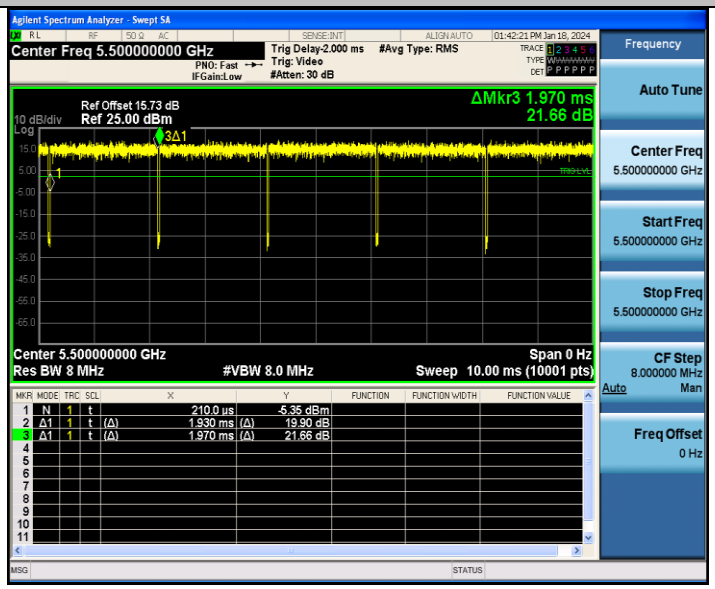

11AC20SISO_Ant1_5580

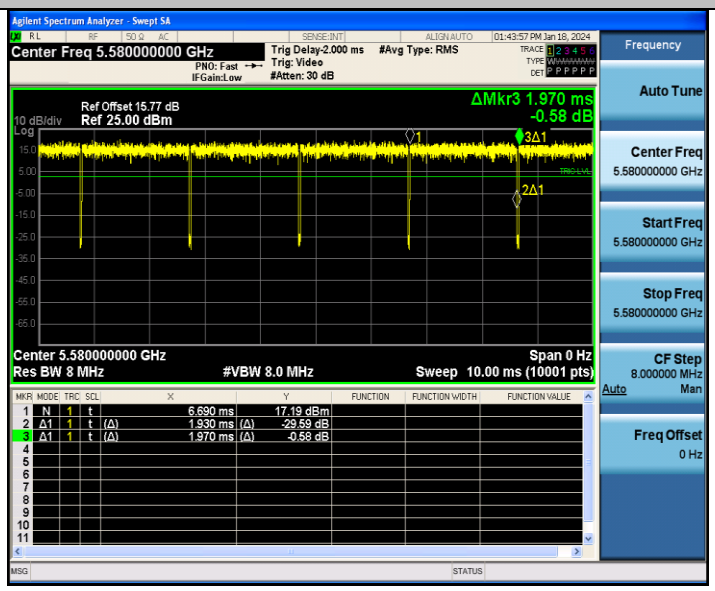

11AC20SISO_Ant1_5700

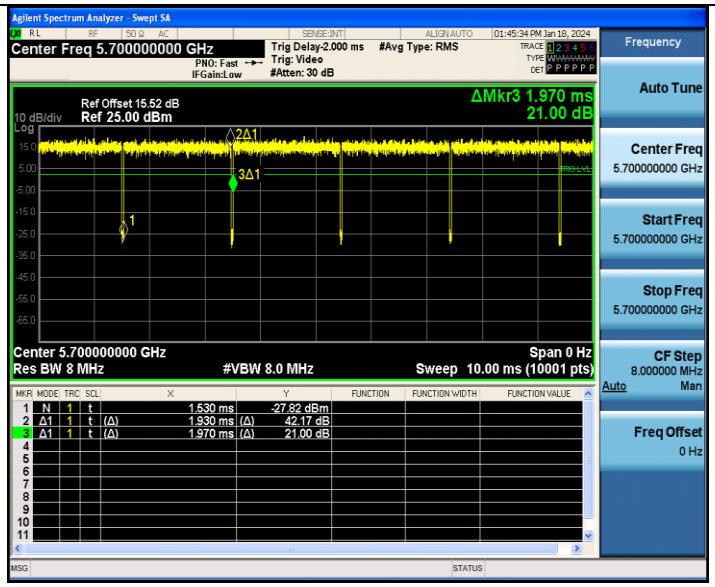

11AC20SISO_Ant1_5745

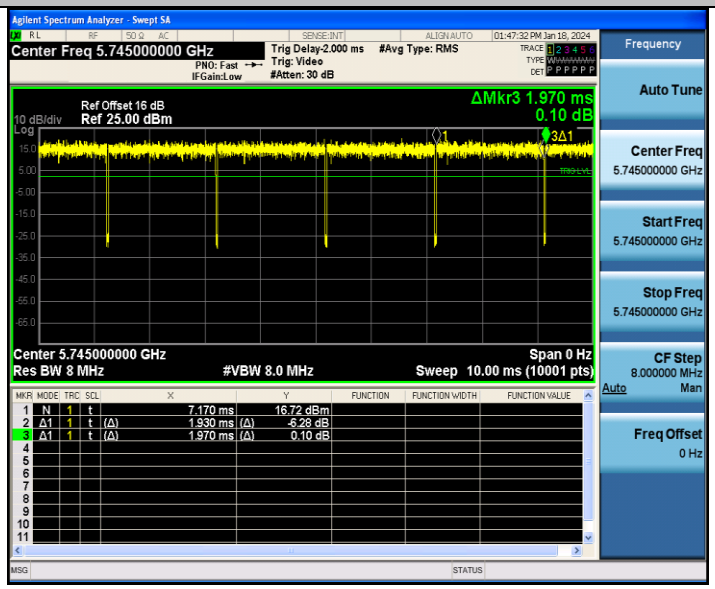

11AC20SISO_Ant1_5785

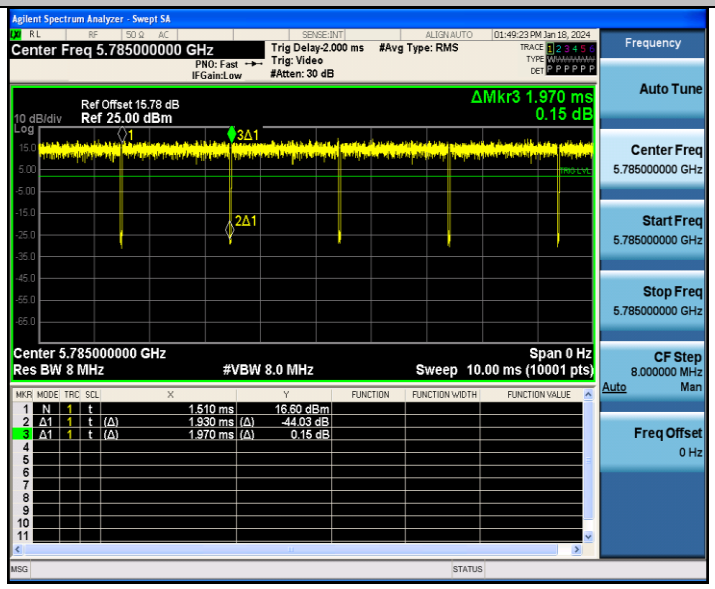

11AC20SISO_Ant1_5825

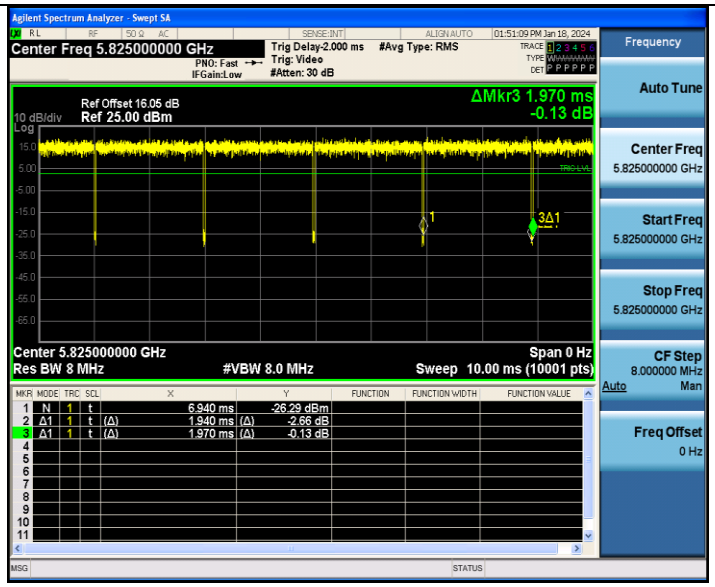

11AC40SISO_Ant1_5190

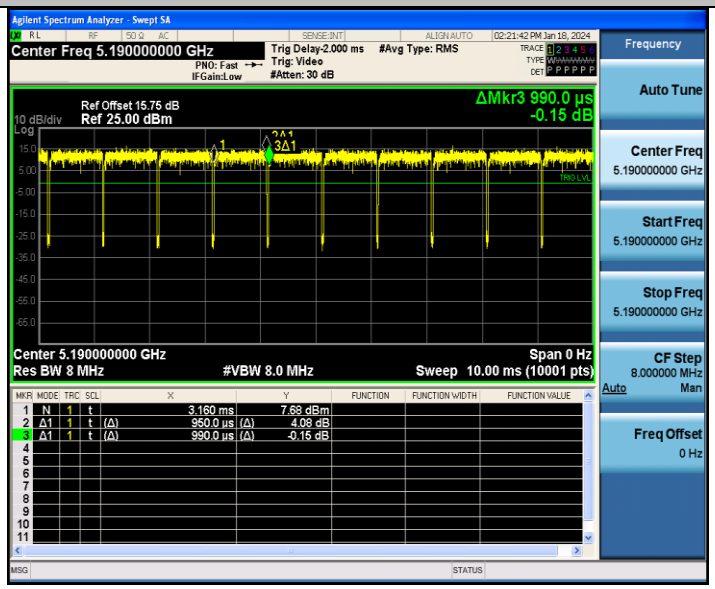

11AC40SISO_Ant1_5230

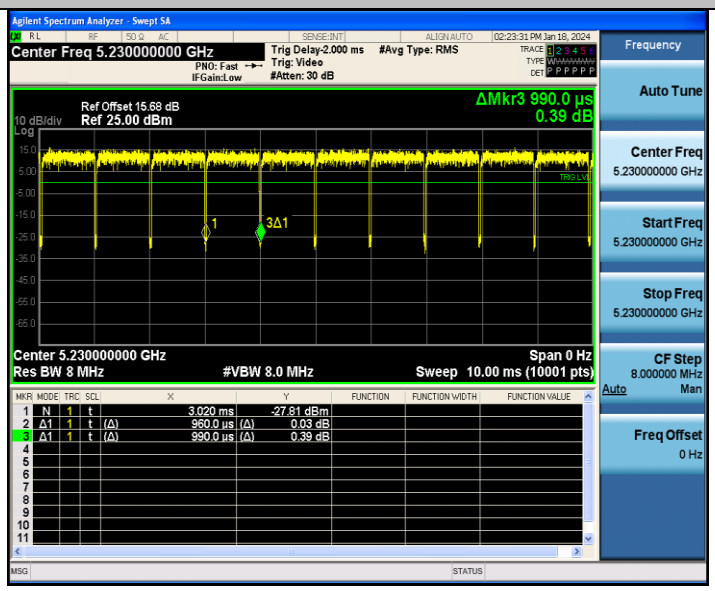

11AC40SISO_Ant1_5270

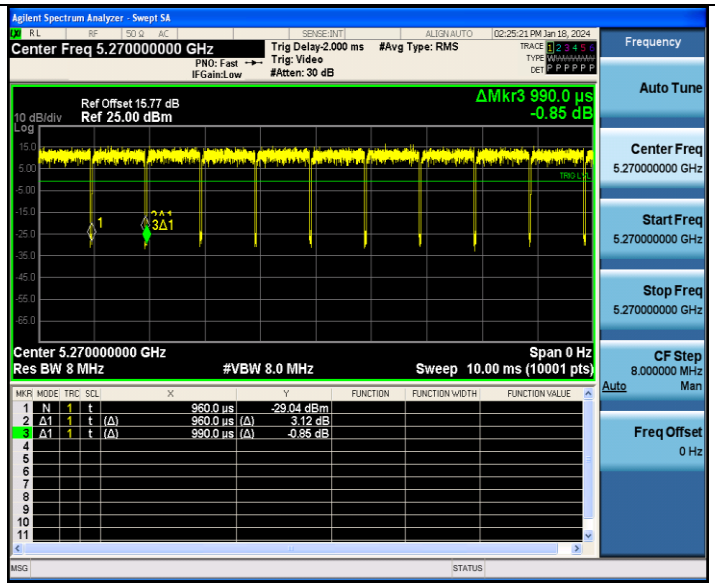

11AC40SISO_Ant1_5310

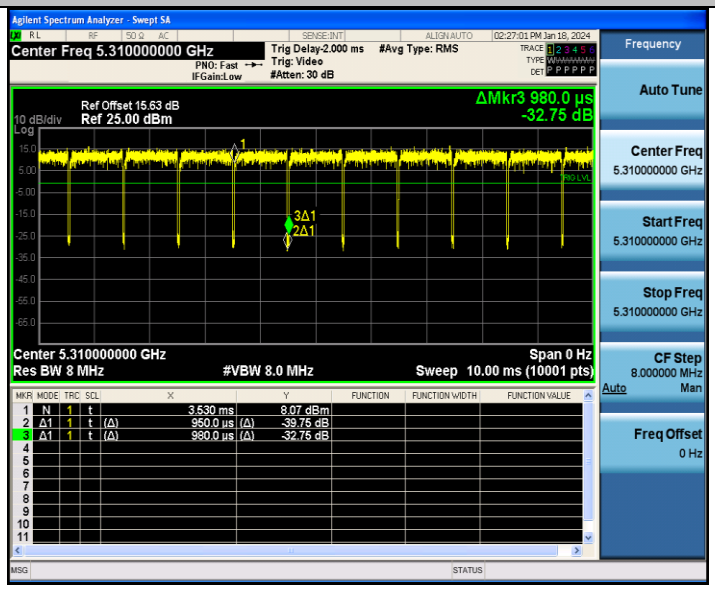

11AC40SISO_Ant1_5510

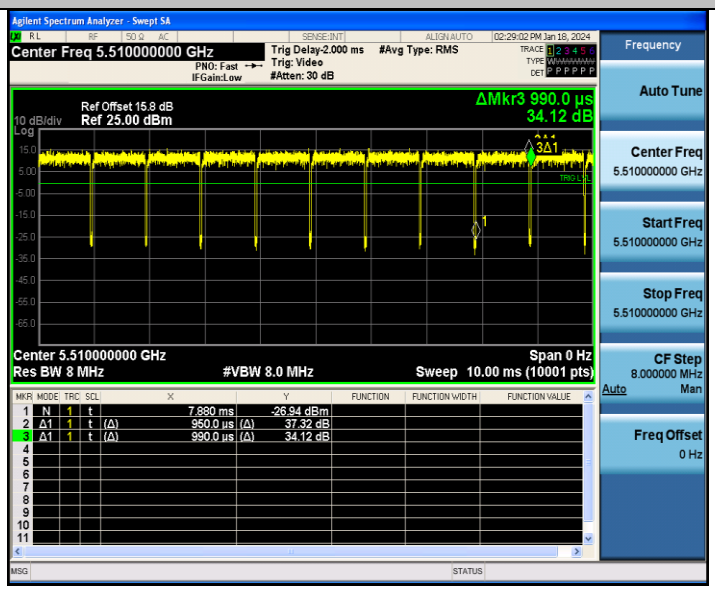

11AC40SISO_Ant1_5590

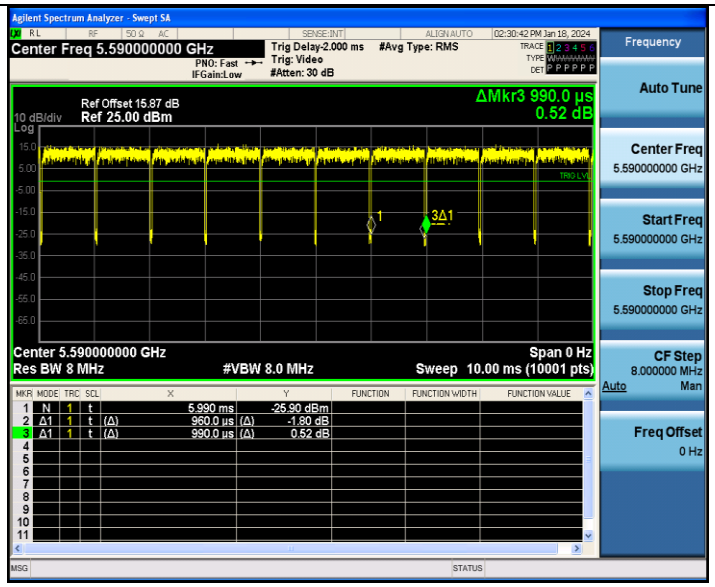

11AC40SISO_Ant1_5670

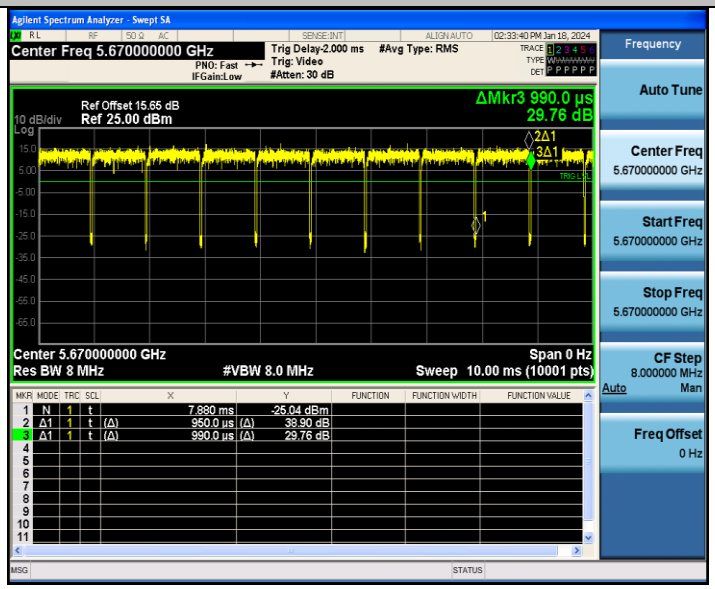

11AC40SISO_Ant1_5755

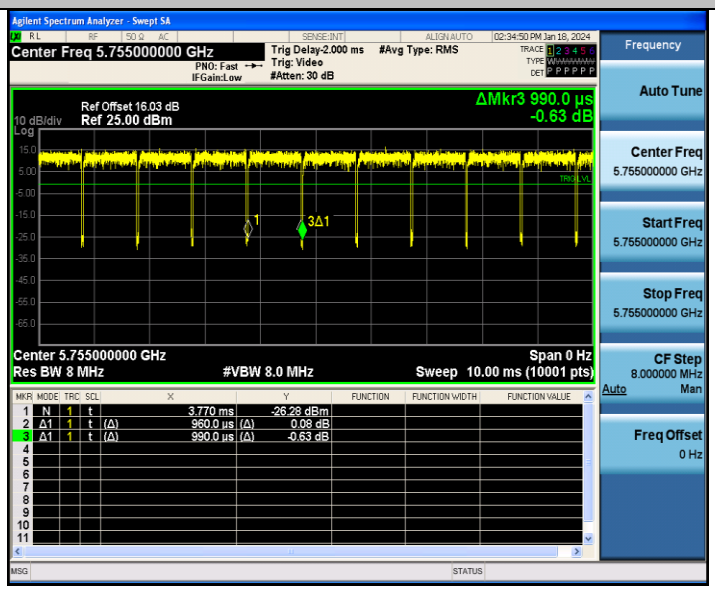

11AC40SISO_Ant1_5795

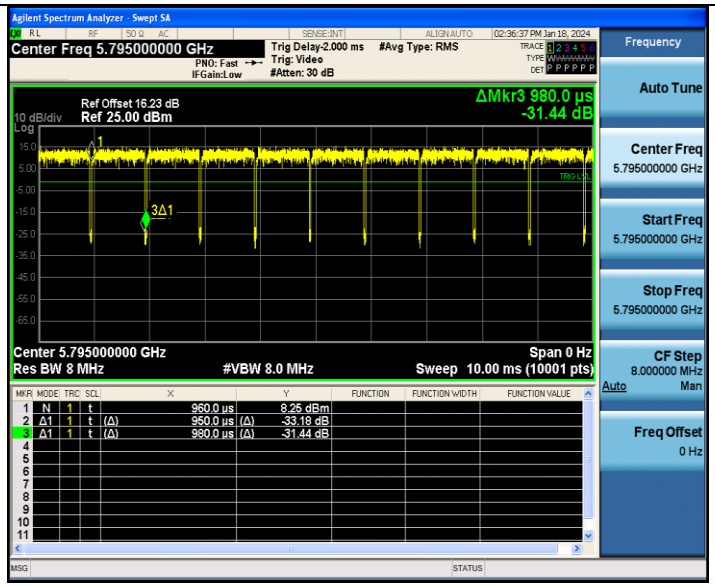

11AC80SISO_Ant1_5210

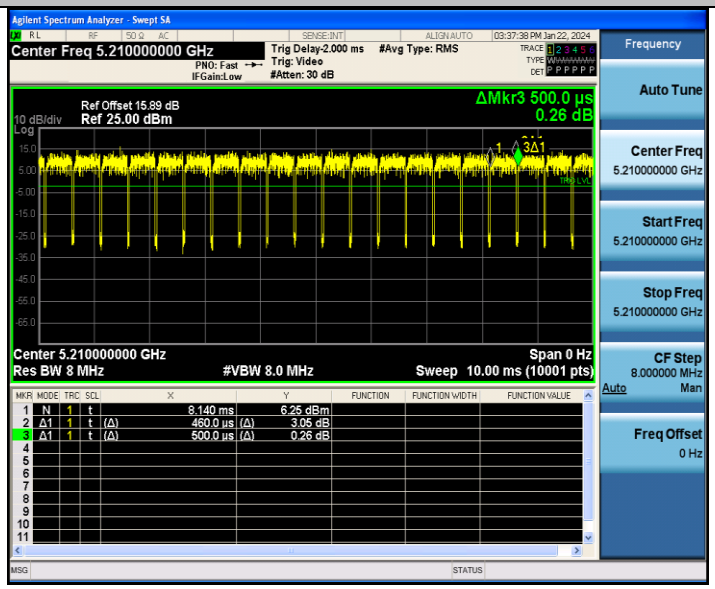

11AC80SISO_Ant1_5290

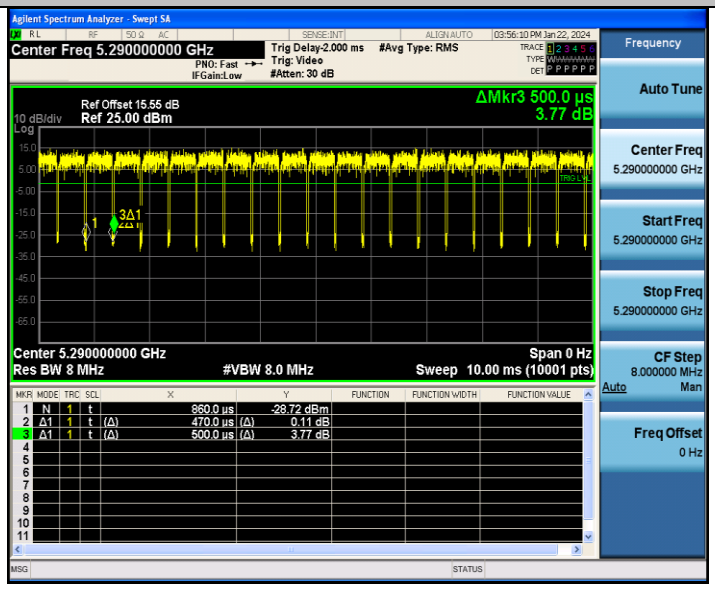

11AC80SISO_Ant1_5530

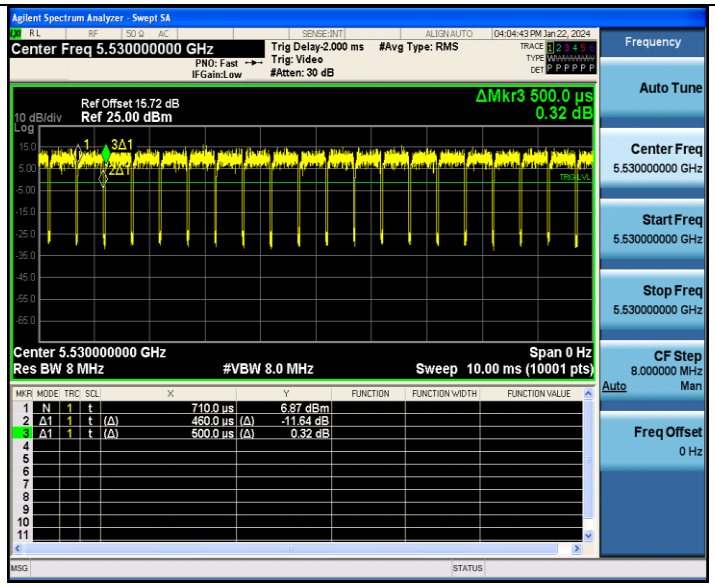

11AC80SISO_Ant1_5610

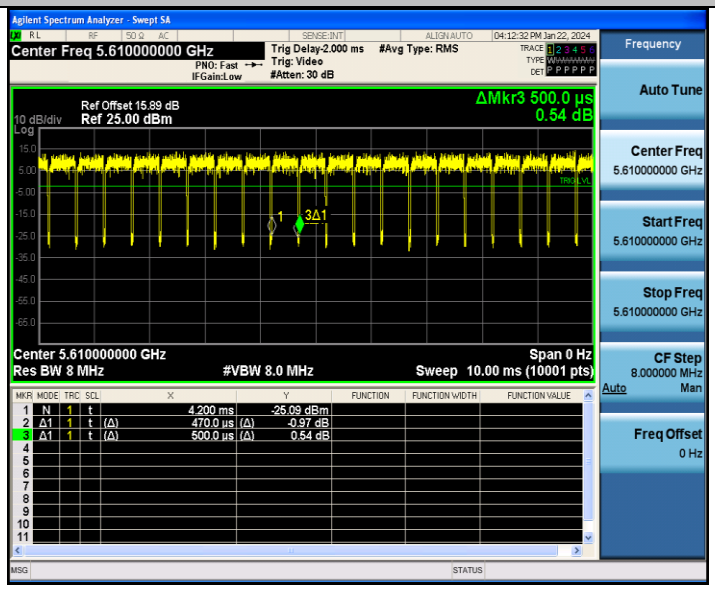

11AC80SISO_Ant1_5775

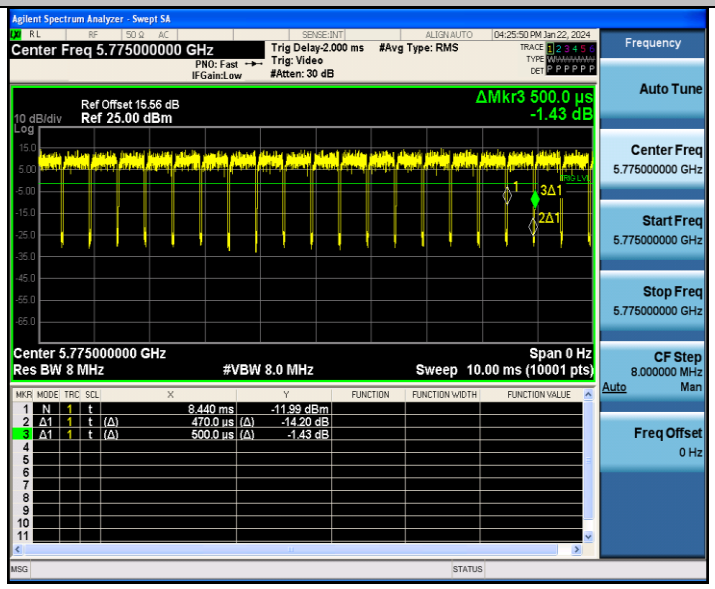

Appendix F: Power Output

SISO : Antenna 1 For FCC					
Mode	Channel	Test Frequency (MHz)	Conducted Power (dBm)	Conducted Power Limit (dBm)	Result
Mode 1	36	5180	15.27	≤24	Pass
	44	5220	15.13	≤24	Pass
	48	5240	15.25	≤24	Pass
	52	5260	15.21	≤24	Pass
	60	5300	14.90	≤24	Pass
	64	5320	15.00	≤24	Pass
	100	5500	15.04	≤24	Pass
	116	5580	15.47	≤24	Pass
	140	5700	15.45	≤24	Pass
	149	5745	15.48	≤30	Pass
	157	5785	15.13	≤30	Pass
	165	5825	15.06	≤30	Pass
Mode 2	36	5180	13.32	≤24	Pass
	44	5220	13.36	≤24	Pass
	48	5240	13.33	≤24	Pass
	52	5260	13.41	≤24	Pass
	60	5300	13.30	≤24	Pass
	64	5320	13.36	≤24	Pass
	100	5500	13.16	≤24	Pass
	116	5580	13.30	≤24	Pass
	140	5700	13.32	≤24	Pass
	149	5745	13.40	≤30	Pass
	157	5785	13.12	≤30	Pass
	165	5825	13.49	≤30	Pass
Mode 3	38	5190	13.29	≤24	Pass
	46	5230	13.35	≤24	Pass
	54	5270	13.22	≤24	Pass
	62	5310	13.29	≤24	Pass
	102	5510	13.14	≤24	Pass
	118	5590	13.13	≤24	Pass
	134	5670	13.49	≤24	Pass
	151	5755	13.17	≤30	Pass
	159	5795	13.33	≤30	Pass

Mode 4	36	5180	13.33	≤24	Pass
	44	5220	13.16	≤24	Pass
	48	5240	13.32	≤24	Pass
	52	5260	13.46	≤24	Pass
	60	5300	13.32	≤24	Pass
	64	5320	13.33	≤24	Pass
	100	5500	13.23	≤24	Pass
	116	5580	13.29	≤24	Pass
	140	5700	13.36	≤24	Pass
	149	5745	13.42	≤30	Pass
	157	5785	13.09	≤30	Pass
	165	5825	13.47	≤30	Pass
Mode 5	38	5190	13.32	≤24	Pass
	46	5230	13.35	≤24	Pass
	54	5270	13.12	≤24	Pass
	62	5310	13.29	≤24	Pass
	102	5510	13.11	≤24	Pass
	118	5590	13.09	≤24	Pass
	134	5670	13.49	≤24	Pass
	151	5755	13.16	≤30	Pass
	159	5795	13.23	≤30	Pass
Mode 6	42	5210	13.23	≤24	Pass
	58	5290	13.38	≤24	Pass
	106	5530	13.48	≤24	Pass
	122	5610	13.05	≤24	Pass
	155	5775	13.40	≤30	Pass

SISO: Antenna2 For FCC					
Mode	Channel	Test Frequency (MHz)	Conducted Power (dBm)	Conducted Power Limit (dBm)	Result
Mode 1	36	5180	14.92	≤24	Pass
	44	5220	15.14	≤24	Pass
	48	5240	15.36	≤24	Pass
	52	5260	15.38	≤24	Pass
	60	5300	15.19	≤24	Pass
	64	5320	15.04	≤24	Pass
	100	5500	15.00	≤24	Pass
	116	5580	15.16	≤24	Pass
	140	5700	15.14	≤24	Pass
	149	5745	15.04	≤30	Pass
	157	5785	15.16	≤30	Pass
	165	5825	15.26	≤30	Pass
Mode 2	36	5180	12.87	≤24	Pass
	44	5220	13.08	≤24	Pass
	48	5240	13.47	≤24	Pass
	52	5260	12.91	≤24	Pass
	60	5300	13.27	≤24	Pass
	64	5320	13.02	≤24	Pass
	100	5500	13.12	≤24	Pass
	116	5580	13.21	≤24	Pass
	140	5700	13.24	≤24	Pass
	149	5745	13.30	≤30	Pass
	157	5785	13.20	≤30	Pass
	165	5825	13.40	≤30	Pass
Mode 3	38	5190	13.07	≤24	Pass
	46	5230	13.49	≤24	Pass
	54	5270	13.23	≤24	Pass
	62	5310	13.48	≤24	Pass
	102	5510	13.16	≤24	Pass
	118	5590	13.42	≤24	Pass
	134	5670	13.26	≤24	Pass
	151	5755	13.24	≤30	Pass
	159	5795	13.23	≤30	Pass

Mode 4	36	5180	13.07	≤24	Pass
	44	5220	13.21	≤24	Pass
	48	5240	13.36	≤24	Pass
	52	5260	12.91	≤24	Pass
	60	5300	13.16	≤24	Pass
	64	5320	12.96	≤24	Pass
	100	5500	13.07	≤24	Pass
	116	5580	13.18	≤24	Pass
	140	5700	13.13	≤24	Pass
	149	5745	13.27	≤30	Pass
	157	5785	13.19	≤30	Pass
	165	5825	13.34	≤30	Pass
Mode 5	38	5190	13.01	≤24	Pass
	46	5230	13.44	≤24	Pass
	54	5270	13.17	≤24	Pass
	62	5310	13.42	≤24	Pass
	102	5510	13.14	≤24	Pass
	118	5590	13.43	≤24	Pass
	134	5670	13.30	≤24	Pass
	151	5755	13.28	≤30	Pass
	159	5795	13.25	≤30	Pass
Mode 6	42	5210	13.42	≤24	Pass
	58	5290	13.46	≤24	Pass
	106	5530	13.16	≤24	Pass
	122	5610	13.42	≤24	Pass
	155	5775	13.38	≤30	Pass

CDD: Antenna1+2 For FCC							
Mode	Channel	Test Frequency (MHz)	Conducted Power (dBm) Antenna1	Conducted Power (dBm) Antenna2	Conducted Power (dBm) Antenna1+2	Conducted Power Limit (dBm)	Result
Mode 2	36	5180	13.39	13.38	16.40	≤24	Pass
	44	5220	12.03	13.45	15.81	≤24	Pass
	48	5240	11.45	13.22	15.43	≤24	Pass
	52	5260	10.73	13.17	15.13	≤24	Pass
	60	5300	13.44	13.06	16.26	≤24	Pass
	64	5320	13.41	13.10	16.27	≤24	Pass
	100	5500	13.37	13.13	16.26	≤24	Pass
	116	5580	11.44	13.09	15.35	≤24	Pass
	140	5700	13.48	11.57	15.64	≤24	Pass
	149	5745	13.16	13.07	16.13	≤30	Pass
	157	5785	11.45	13.35	15.51	≤30	Pass
	165	5825	10.45	13.47	15.23	≤30	Pass
Mode 3	38	5190	13.38	13.32	16.36	≤24	Pass
	46	5230	11.49	13.19	15.43	≤24	Pass
	54	5270	11.33	13.47	15.54	≤24	Pass
	62	5310	13.36	13.11	16.25	≤24	Pass
	102	5510	13.29	12.96	16.14	≤24	Pass
	118	5590	11.87	13.22	15.61	≤24	Pass
	134	5670	13.15	11.48	15.41	≤24	Pass
	151	5755	12.57	13.48	16.06	≤30	Pass
	159	5795	11.55	13.35	15.55	≤30	Pass
Mode 4	36	5180	13.38	13.36	16.38	≤24	Pass
	44	5220	11.82	13.46	15.73	≤24	Pass
	48	5240	11.24	13.22	15.35	≤24	Pass
	52	5260	10.97	13.15	15.21	≤24	Pass
	60	5300	13.46	13.14	16.31	≤24	Pass
	64	5320	13.44	13.27	16.37	≤24	Pass
	100	5500	13.43	13.14	16.30	≤24	Pass
	116	5580	11.42	13.13	15.37	≤24	Pass
	140	5700	13.45	11.61	15.64	≤24	Pass
	149	5745	13.41	13.48	16.46	≤30	Pass
	157	5785	11.47	13.39	15.55	≤30	Pass
	165	5825	10.52	13.46	15.24	≤30	Pass

Mode 5	38	5190	13.47	13.21	16.35	≤24	Pass
	46	5230	11.44	13.21	15.42	≤24	Pass
	54	5270	11.49	13.45	15.59	≤24	Pass
	62	5310	13.32	13.08	16.21	≤24	Pass
	102	5510	13.28	12.82	16.07	≤24	Pass
	118	5590	11.83	13.22	15.59	≤24	Pass
	134	5670	13.48	12.11	15.86	≤24	Pass
	151	5755	12.07	13.11	15.63	≤30	Pass
	159	5795	11.21	13.42	15.46	≤30	Pass
Mode 6	42	5210	12.11	13.12	15.65	≤24	Pass
	58	5290	12.97	13.29	16.14	≤24	Pass
	106	5530	13.14	13.07	16.12	≤24	Pass
	122	5610	12.25	13.33	15.83	≤24	Pass
	155	5775	11.83	13.21	15.58	≤30	Pass

SISO: Antenna1 For ISED							
Mode	Channel	Test Frequency (MHz)	Conducted Power (dBm)	EIRP Power (dBm)	Conducted Power Limit (dBm)	EIRP Power Limit (dBm)	Result
Mode 1	36	5180	15.27	15.22	N/A	22.04	Pass
	44	5220	15.13	15.08	N/A	22.04	Pass
	48	5240	15.25	15.20	N/A	22.04	Pass
	52	5260	15.21	16.58	23.04	29.04	Pass
	60	5300	14.90	16.27	23.04	29.04	Pass
	64	5320	15.00	16.37	23.04	29.04	Pass
	100	5500	15.04	17.62	23.04	29.04	Pass
	116	5580	15.47	18.05	23.04	29.04	Pass
	140	5700	15.45	18.03	23.04	29.04	Pass
	149	5745	15.48	16.78	30	N/A	Pass
	157	5785	15.13	16.43	30	N/A	Pass
	165	5825	15.06	16.36	30	N/A	Pass
Mode 2	36	5180	13.32	13.27	N/A	22.04	Pass
	44	5220	13.36	13.31	N/A	22.04	Pass
	48	5240	13.33	13.28	N/A	22.04	Pass
	52	5260	13.41	14.78	23.04	29.04	Pass
	60	5300	13.30	14.67	23.04	29.04	Pass
	64	5320	13.36	14.73	23.04	29.04	Pass
	100	5500	13.16	15.74	23.04	29.04	Pass
	116	5580	13.30	15.88	23.04	29.04	Pass
	140	5700	13.32	15.90	23.04	29.04	Pass
	149	5745	13.40	14.70	30	N/A	Pass
	157	5785	13.12	14.42	30	N/A	Pass
	165	5825	13.49	14.79	30	N/A	Pass
Mode 3	38	5190	13.29	13.24	N/A	22.04	Pass
	46	5230	13.35	13.30	N/A	22.04	Pass
	54	5270	13.22	14.59	23.04	29.04	Pass
	62	5310	13.29	14.66	23.04	29.04	Pass
	102	5510	13.14	15.72	23.04	29.04	Pass
	118	5590	13.13	15.71	23.04	29.04	Pass
	134	5670	13.49	16.07	23.04	29.04	Pass
	151	5755	13.17	14.47	30	N/A	Pass
	159	5795	13.33	14.63	30	N/A	Pass

Mode 4	36	5180	13.33	13.28	N/A	22.04	Pass
	44	5220	13.16	13.11	N/A	22.04	Pass
	48	5240	13.32	13.27	N/A	22.04	Pass
	52	5260	13.46	14.83	23.04	29.04	Pass
	60	5300	13.32	14.69	23.04	29.04	Pass
	64	5320	13.33	14.70	23.04	29.04	Pass
	100	5500	13.23	15.81	23.04	29.04	Pass
	116	5580	13.29	15.87	23.04	29.04	Pass
	140	5700	13.36	15.94	23.04	29.04	Pass
	149	5745	13.42	14.72	30	N/A	Pass
	157	5785	13.09	14.39	30	N/A	Pass
	165	5825	13.47	14.77	30	N/A	Pass
Mode 5	38	5190	13.32	13.27	N/A	22.04	Pass
	46	5230	13.35	13.30	N/A	22.04	Pass
	54	5270	13.12	14.49	23.04	29.04	Pass
	62	5310	13.29	14.66	23.04	29.04	Pass
	102	5510	13.11	15.69	23.04	29.04	Pass
	118	5590	13.09	15.67	23.04	29.04	Pass
	134	5670	13.49	16.07	23.04	29.04	Pass
	151	5755	13.16	14.46	30	N/A	Pass
	159	5795	13.23	14.53	30	N/A	Pass
Mode 6	42	5210	13.23	13.18	N/A	22.04	Pass
	58	5290	13.38	14.75	23.04	29.04	Pass
	106	5530	13.48	16.06	23.04	29.04	Pass
	155	5775	13.05	15.63	30	N/A	Pass

Note 1. For 5150-5250MHz the EIRP limit=10 + 10 log10B=10+10log(16MHz)=22.04dBm.
Note 2. For 5250-5350MHz the conducted power limit=11 + 10 log10B=11+10log(16MHz)=23.04dBm.
Note 3. For 5250-5350MHz the EIRP limit=17 + 10 log10B=17+10log(16MHz)=29.04dBm.
Note 4. For 5470-5725MHz the conducted power limit=11 + 11 log10B=10+10log(16MHz)=23.04dBm;
Note 5. For 5470-5725MHz the EIRP limit=17 + 10 log10B=17+10log(16MHz)=29.04dBm.
Note 6. EIRP=Conducted power+ Antenna Gain.
Note 7. Antenna Gain Refer to Clause 1.2.

SISO: Antenna2 For ISED							
Mode	Channel	Test Frequency (MHz)	Conducted Power (dBm)	EIRP Power (dBm)	Conducted Power Limit (dBm)	EIRP Power Limit (dBm)	Result
Mode 1	36	5180	14.92	17.73	N/A	22.04	Pass
	44	5220	15.14	17.95	N/A	22.04	Pass
	48	5240	15.36	18.17	N/A	22.04	Pass
	52	5260	15.38	17.97	23.04	29.04	Pass
	60	5300	15.19	17.78	23.04	29.04	Pass
	64	5320	15.04	17.63	23.04	29.04	Pass
	100	5500	15.00	17.67	23.04	29.04	Pass
	116	5580	15.16	17.83	23.04	29.04	Pass
	140	5700	15.14	17.81	23.04	29.04	Pass
	149	5745	15.04	17.93	30	N/A	Pass
	157	5785	15.16	18.05	30	N/A	Pass
	165	5825	15.26	18.15	30	N/A	Pass
Mode 2	36	5180	12.87	15.68	N/A	22.04	Pass
	44	5220	13.08	15.89	N/A	22.04	Pass
	48	5240	13.47	16.28	N/A	22.04	Pass
	52	5260	12.91	15.50	23.04	29.04	Pass
	60	5300	13.27	15.86	23.04	29.04	Pass
	64	5320	13.02	15.61	23.04	29.04	Pass
	100	5500	13.12	15.79	23.04	29.04	Pass
	116	5580	13.21	15.88	23.04	29.04	Pass
	140	5700	13.24	15.91	23.04	29.04	Pass
	149	5745	13.30	16.19	30	N/A	Pass
	157	5785	13.20	16.09	30	N/A	Pass
	165	5825	13.40	16.29	30	N/A	Pass
Mode 3	38	5190	13.07	15.88	N/A	22.04	Pass
	46	5230	13.49	16.30	N/A	22.04	Pass
	54	5270	13.23	15.82	23.04	29.04	Pass
	62	5310	13.48	16.07	23.04	29.04	Pass
	102	5510	13.16	15.83	23.04	29.04	Pass
	118	5590	13.42	16.09	23.04	29.04	Pass
	134	5670	13.26	15.93	23.04	29.04	Pass
	151	5755	13.24	16.13	30	N/A	Pass
	159	5795	13.23	16.12	30	N/A	Pass

Mode 4	36	5180	13.07	15.88	N/A	22.04	Pass
	44	5220	13.21	16.02	N/A	22.04	Pass
	48	5240	13.36	16.17	N/A	22.04	Pass
	52	5260	12.91	15.50	23.04	29.04	Pass
	60	5300	13.16	15.75	23.04	29.04	Pass
	64	5320	12.96	15.55	23.04	29.04	Pass
	100	5500	13.07	15.74	23.04	29.04	Pass
	116	5580	13.18	15.85	23.04	29.04	Pass
	140	5700	13.13	15.80	23.04	29.04	Pass
	149	5745	13.27	16.16	30	N/A	Pass
	157	5785	13.19	16.08	30	N/A	Pass
	165	5825	13.34	16.23	30	N/A	Pass
Mode 5	38	5190	13.01	15.82	N/A	22.04	Pass
	46	5230	13.44	16.25	N/A	22.04	Pass
	54	5270	13.17	15.76	23.04	29.04	Pass
	62	5310	13.42	16.01	23.04	29.04	Pass
	102	5510	13.14	15.81	23.04	29.04	Pass
	118	5590	13.43	16.10	23.04	29.04	Pass
	134	5670	13.30	15.97	23.04	29.04	Pass
	151	5755	13.28	16.17	30	N/A	Pass
	159	5795	13.25	16.14	30	N/A	Pass
Mode 6	42	5210	13.42	16.23	N/A	22.04	Pass
	58	5290	13.46	16.05	23.04	29.04	Pass
	106	5530	13.16	15.83	23.04	29.04	Pass
	155	5775	13.42	16.09	30	N/A	Pass

Note 1. For 5150-5250MHz the EIRP limit=10 + 10 log10B=10+10log(16MHz)=22.04dBm.
Note 2. For 5250-5350MHz the conducted power limit=11 + 10 log10B=11+10log(16MHz)=23.04dBm.
Note 3. For 5250-5350MHz the EIRP limit=17 + 10 log10B=17+10log(16MHz)=29.04dBm.
Note 4. For 5470-5725MHz the conducted power limit=11 + 11 log10B=10+10log(16MHz)=23.04dBm;
Note 5. For 5470-5725MHz the EIRP limit=17 + 10 log10B=17+10log(16MHz)=29.04dBm.
Note 6. EIRP=Conducted power+ Antenna Gain.
Note 7. Antenna Gain Refer to Clause 1.2.

CDD: Antenna1+2 For ISED

Mode	Channel	Test Frequency (MHz)	Conducted Power (dBm) Antenna1	Conducted Power (dBm) Antenna2	Conducted Power (dBm) Antenna1+2	EIRP Power (dBm) Antenna1+2	Conducted Power Limit (dBm)	EIRP Power Limit (dBm)	Result
Mode 2	36	5180	11.01	10.98	14.01	16.82	N/A	22.04	Pass
	44	5220	9.75	11.21	13.55	16.36	N/A	22.04	Pass
	48	5240	9.28	11.04	13.26	16.07	N/A	22.04	Pass
	52	5260	10.73	13.17	15.13	17.72	23.04	29.04	Pass
	60	5300	13.44	13.06	16.26	18.85	23.04	29.04	Pass
	64	5320	13.41	13.10	16.27	18.86	23.04	29.04	Pass
	100	5500	13.37	13.13	16.26	18.93	23.04	29.04	Pass
	116	5580	11.44	13.09	15.35	18.02	23.04	29.04	Pass
	140	5700	13.48	11.57	15.64	18.31	23.04	29.04	Pass
	149	5745	13.16	13.07	16.13	19.02	30	N/A	Pass
	157	5785	11.45	13.35	15.51	18.40	30	N/A	Pass
	165	5825	10.45	13.47	15.23	18.12	30	N/A	Pass
Mode 3	38	5190	13.38	13.32	16.36	19.17	N/A	22.04	Pass
	46	5230	11.49	13.19	15.43	18.24	N/A	22.04	Pass
	54	5270	11.33	13.47	15.54	18.13	23.04	29.04	Pass
	62	5310	13.36	13.11	16.25	18.84	23.04	29.04	Pass
	102	5510	13.29	12.96	16.14	18.81	23.04	29.04	Pass
	118	5590	11.87	13.22	15.61	18.28	23.04	29.04	Pass
	134	5670	13.15	11.48	15.41	18.08	23.04	29.04	Pass
	151	5755	12.57	13.48	16.06	18.95	30	N/A	Pass
	159	5795	11.55	13.35	15.55	18.44	30	N/A	Pass
Mode 4	36	5180	10.95	10.97	13.97	16.78	N/A	22.04	Pass
	44	5220	10.54	11.15	13.87	16.68	N/A	22.04	Pass
	48	5240	9.07	11.08	13.2	16.01	N/A	22.04	Pass
	52	5260	10.97	13.15	15.21	17.80	23.04	29.04	Pass
	60	5300	13.46	13.14	16.31	18.90	23.04	29.04	Pass
	64	5320	13.44	13.27	16.37	18.96	23.04	29.04	Pass
	100	5500	13.43	13.14	16.30	18.97	23.04	29.04	Pass
	116	5580	11.42	13.13	15.37	18.04	23.04	29.04	Pass
	140	5700	13.45	11.61	15.64	18.31	23.04	29.04	Pass
	149	5745	13.41	13.48	16.46	19.35	30	N/A	Pass
	157	5785	11.47	13.39	15.55	18.44	30	N/A	Pass
	165	5825	10.52	13.46	15.24	18.13	30	N/A	Pass

Mode 5	38	5190	13.47	13.21	16.35	19.16	N/A	22.04	Pass
	46	5230	11.44	13.21	15.42	18.23	N/A	22.04	Pass
	54	5270	11.49	13.45	15.59	18.18	23.04	29.04	Pass
	62	5310	13.32	13.08	16.21	18.80	23.04	29.04	Pass
	102	5510	13.28	12.82	16.07	18.74	23.04	29.04	Pass
	118	5590	11.83	13.22	15.59	18.26	23.04	29.04	Pass
	134	5670	13.48	12.11	15.86	18.53	23.04	29.04	Pass
	151	5755	12.07	13.11	15.63	18.52	30	N/A	Pass
	159	5795	11.21	13.42	15.46	18.35	30	N/A	Pass
Mode 6	42	5210	12.11	13.12	15.65	18.46	N/A	22.04	Pass
	58	5290	12.97	13.29	16.14	18.73	23.04	29.04	Pass
	106	5530	13.14	13.07	16.12	18.79	23.04	29.04	Pass
	155	5775	12.25	13.33	15.83	18.50	30	N/A	Pass

Note 1. For 5150-5250MHz the EIRP limit=10 + 10 log10B=10+10log(16MHz)=22.04dBm.
Note 2. For 5250-5350MHz the conducted power limit=11 + 10 log10B=11+10log(16MHz)=23.04dBm.
Note 3. For 5250-5350MHz the EIRP limit=17 + 10 log10B=17+10log(16MHz)=29.04dBm.
Note 4. For 5470-5725MHz the conducted power limit=11 + 11 log10B=10+10log(16MHz)=23.04dBm;
Note 5. For 5470-5725MHz the EIRP limit=17 + 10 log10B=17+10log(16MHz)=29.04dBm.
Note 6. EIRP=Conducted power+ Antenna Gain.
Note 7. Antenna Gain Refer to Clause 1.2.

Appendix G: Maximum Power Spectral Density

For FCC:

TestMode	Antenna	Frequency[MHz]	Result [dBm/MHz]	Limit[dBm/MHz]	Verdict
11A	Ant1	5180	4.98	≤11.00	PASS
		5220	4.70	≤11.00	PASS
		5240	4.89	≤11.00	PASS
		5260	4.85	≤11.00	PASS
		5300	4.62	≤11.00	PASS
		5320	4.63	≤11.00	PASS
		5500	4.80	≤11.00	PASS
		5580	4.05	≤11.00	PASS
		5700	5.25	≤11.00	PASS
		5745	2.44	≤30.00	PASS
		5785	1.69	≤30.00	PASS
		5825	1.31	≤30.00	PASS
11N20SISO	Ant1	5180	2.65	≤11.00	PASS
		5220	2.38	≤11.00	PASS
		5240	2.55	≤11.00	PASS
		5260	2.50	≤11.00	PASS
		5300	2.59	≤11.00	PASS
		5320	2.32	≤11.00	PASS
		5500	2.65	≤11.00	PASS
		5580	2.80	≤11.00	PASS
		5700	2.49	≤11.00	PASS
		5745	-0.15	≤30.00	PASS
		5785	-0.26	≤30.00	PASS
		5825	-0.24	≤30.00	PASS
11N40SISO	Ant1	5190	-0.67	≤11.00	PASS
		5230	-0.46	≤11.00	PASS
		5270	-0.73	≤11.00	PASS
		5310	-0.45	≤11.00	PASS
		5510	-0.74	≤11.00	PASS
		5590	-0.40	≤11.00	PASS
		5670	-0.12	≤11.00	PASS
		5755	-3.69	≤30.00	PASS
		5795	-3.51	≤30.00	PASS
11AC20SISO	Ant1	5180	2.43	≤11.00	PASS
		5220	2.25	≤11.00	PASS
		5240	2.30	≤11.00	PASS
		5260	2.31	≤11.00	PASS
		5300	2.19	≤11.00	PASS
		5320	2.38	≤11.00	PASS
		5500	2.55	≤11.00	PASS
		5580	2.82	≤11.00	PASS
		5700	2.91	≤11.00	PASS
		5745	-0.08	≤30.00	PASS
		5785	-0.13	≤30.00	PASS
		5825	-0.22	≤30.00	PASS
11AC40SISO	Ant1	5190	-0.71	≤11.00	PASS

		5230	-0.40	≤11.00	PASS
		5270	-0.69	≤11.00	PASS
		5310	-0.55	≤11.00	PASS
		5510	-0.68	≤11.00	PASS
		5590	-0.48	≤11.00	PASS
		5670	0.06	≤11.00	PASS
		5755	-3.84	≤30.00	PASS
		5795	-3.74	≤30.00	PASS
11AC80SISO	Ant1	5210	-3.46	≤11.00	PASS
		5290	-3.20	≤11.00	PASS
		5530	-2.94	≤11.00	PASS
		5610	-3.64	≤11.00	PASS
		5775	-5.88	≤30.00	PASS
TestMode	Antenna	Frequency[MHz]	Result [dBm/MHz]	Limit[dBm/MHz]	Verdict
11N20MIMO	Ant1+2	5180	5.66	≤11.00	PASS
		5220	5.39	≤11.00	PASS
		5240	5.56	≤11.00	PASS
		5260	5.51	≤11.00	PASS
		5300	5.6	≤11.00	PASS
		5320	5.33	≤11.00	PASS
		5500	5.66	≤11.00	PASS
		5580	5.81	≤11.00	PASS
		5700	5.5	≤11.00	PASS
		5745	2.86	≤30.00	PASS
		5785	2.75	≤30.00	PASS
		5825	2.77	≤30.00	PASS
11N40MIMO	Ant1+2	5190	2.34	≤11.00	PASS
		5230	2.55	≤11.00	PASS
		5270	2.28	≤11.00	PASS
		5310	2.56	≤11.00	PASS
		5510	2.27	≤11.00	PASS
		5590	2.61	≤11.00	PASS
		5670	2.89	≤11.00	PASS
		5755	-0.68	≤30.00	PASS
		5795	-0.5	≤30.00	PASS
11AC20MIMO	Ant1+2	5180	5.44	≤11.00	PASS
		5220	5.26	≤11.00	PASS
		5240	5.31	≤11.00	PASS
		5260	5.32	≤11.00	PASS
		5300	5.2	≤11.00	PASS
		5320	5.39	≤11.00	PASS
		5500	5.56	≤11.00	PASS
		5580	5.83	≤11.00	PASS
		5700	5.92	≤11.00	PASS
		5745	2.93	≤30.00	PASS
		5785	2.88	≤30.00	PASS
		5825	2.79	≤30.00	PASS
11AC40MIMO	Ant1+2	5190	2.3	≤11.00	PASS
		5230	2.61	≤11.00	PASS
		5270	2.32	≤11.00	PASS
		5310	2.46	≤11.00	PASS

		5510	2.33	≤11.00	PASS
		5590	2.53	≤11.00	PASS
		5670	3.07	≤11.00	PASS
		5755	-0.83	≤30.00	PASS
		5795	-0.73	≤30.00	PASS
11AC80MIMO	Ant1+2	5210	-0.45	≤11.00	PASS
		5290	-0.19	≤11.00	PASS
		5530	0.07	≤11.00	PASS
		5610	-0.63	≤11.00	PASS
		5775	-2.87	≤30.00	PASS

Note 1.The Result and Limit Unit is dBm/500 kHz in the band 5.725–5.85 GHz.
Note 2.The Duty Cycle Factor and RBW Factor is compensated in the graph.
Note 3. We have evaluated SISO, MIMO mode, shown in the report is the worst data.

For ISED:

TestMode	Antenna	Frequency[MHz]	Conducted Power Spectral Density [dBm/MHz]	EIRP Power Spectral Density [dBm/MHz]	Conducted Limit[dBm/MHz]	EIRP Limit[dBm/MHz]	Verdict
11A	Ant2	5180	4.98	7.79	N/A	≤10.00	PASS
		5220	4.70	7.51	N/A	≤10.00	PASS
		5240	4.89	7.70	N/A	≤10.00	PASS
		5260	4.85	N/A	≤11.00	N/A	PASS
		5300	4.62	N/A	≤11.00	N/A	PASS
		5320	4.63	N/A	≤11.00	N/A	PASS
		5500	4.80	N/A	≤11.00	N/A	PASS
		5580	4.05	N/A	≤11.00	N/A	PASS
		5700	5.25	N/A	≤11.00	N/A	PASS
		5745	2.44	N/A	≤30.00	N/A	PASS
		5785	1.69	N/A	≤30.00	N/A	PASS
		5825	1.31	N/A	≤30.00	N/A	PASS
11N20SISO	Ant2	5180	2.65	5.46	N/A	≤10.00	PASS
		5220	2.38	5.19	N/A	≤10.00	PASS
		5240	2.55	5.36	N/A	≤10.00	PASS
		5260	2.50	N/A	≤11.00	N/A	PASS
		5300	2.59	N/A	≤11.00	N/A	PASS
		5320	2.32	N/A	≤11.00	N/A	PASS
		5500	2.65	N/A	≤11.00	N/A	PASS
		5580	2.80	N/A	≤11.00	N/A	PASS
		5700	2.49	N/A	≤11.00	N/A	PASS
		5745	-0.15	N/A	≤30.00	N/A	PASS
		5785	-0.26	N/A	≤30.00	N/A	PASS
		5825	-0.24	N/A	≤30.00	N/A	PASS
11N40SISO	Ant2	5190	-0.67	2.14	N/A	≤10.00	PASS
		5230	-0.46	2.35	N/A	≤10.00	PASS
		5270	-0.73	N/A	≤11.00	N/A	PASS
		5310	-0.45	N/A	≤11.00	N/A	PASS
		5510	-0.74	N/A	≤11.00	N/A	PASS
		5590	-0.40	N/A	≤11.00	N/A	PASS
		5670	-0.12	N/A	≤11.00	N/A	PASS
		5755	-3.69	N/A	≤30.00	N/A	PASS

		5795	-3.51	N/A	≤30.00	N/A	PASS
11AC20SISO	Ant2	5180	2.43	5.24	N/A	≤10.00	PASS
		5220	2.25	5.06	N/A	≤10.00	PASS
		5240	2.30	5.11	N/A	≤10.00	PASS
		5260	2.31	N/A	≤11.00	N/A	PASS
		5300	2.19	N/A	≤11.00	N/A	PASS
		5320	2.38	N/A	≤11.00	N/A	PASS
		5500	2.55	N/A	≤11.00	N/A	PASS
		5580	2.82	N/A	≤11.00	N/A	PASS
		5700	2.91	N/A	≤11.00	N/A	PASS
		5745	-0.08	N/A	≤30.00	N/A	PASS
		5785	-0.13	N/A	≤30.00	N/A	PASS
		5825	-0.22	N/A	≤30.00	N/A	PASS
11AC40SISO	Ant2	5190	-0.71	2.10	N/A	≤10.00	PASS
		5230	-0.40	2.41	N/A	≤10.00	PASS
		5270	-0.69	N/A	≤11.00	N/A	PASS
		5310	-0.55	N/A	≤11.00	N/A	PASS
		5510	-0.68	N/A	≤11.00	N/A	PASS
		5590	-0.48	N/A	≤11.00	N/A	PASS
		5670	0.06	N/A	≤11.00	N/A	PASS
		5755	-3.84	N/A	≤30.00	N/A	PASS
		5795	-3.74	N/A	≤30.00	N/A	PASS
11AC80SISO	Ant2	5210	-3.46	-0.65	N/A	≤10.00	PASS
		5290	-3.20	N/A	≤11.00	N/A	PASS
		5530	-2.94	N/A	≤11.00	N/A	PASS
		5610	-3.64	N/A	≤11.00	N/A	PASS
		5775	-5.88	N/A	≤30.00	N/A	PASS
TestMode	Antenna	Frequency[MHz]	Conducted Power Spectral Density [dBm/MHz]	EIRP Power Spectral Density [dBm/MHz]	Conducted Limit[dBm/MHz]	EIRP Limit[dBm/MHz]	Verdict
11N20MIMO	Ant1+2	5180	3.15	8.97	N/A	≤10.00	PASS
		5220	3.45	9.27	N/A	≤10.00	PASS
		5240	3.49	9.31	N/A	≤10.00	PASS
		5260	5.51	N/A	≤11.00	N/A	PASS
		5300	5.60	N/A	≤11.00	N/A	PASS
		5320	5.33	N/A	≤11.00	N/A	PASS
		5500	5.66	N/A	≤11.00	N/A	PASS
		5580	5.81	N/A	≤11.00	N/A	PASS
		5700	5.50	N/A	≤11.00	N/A	PASS
		5745	2.86	N/A	≤30	N/A	PASS
		5785	2.75	N/A	≤30	N/A	PASS
		5825	2.77	N/A	≤30	N/A	PASS
11N40MIMO	Ant1+2	5190	2.34	8.16	N/A	≤10.00	PASS
		5230	2.55	8.37	N/A	≤10.00	PASS
		5270	2.28	N/A	≤11.00	N/A	PASS
		5310	2.56	N/A	≤11.00	N/A	PASS
		5510	2.27	N/A	≤11.00	N/A	PASS
		5590	2.61	N/A	≤11.00	N/A	PASS
		5670	2.89	N/A	≤11.00	N/A	PASS

		5755	-0.68	N/A	≤30.00	N/A	PASS
		5795	-0.5	N/A	≤30.00	N/A	PASS
11AC20MIMO	Ant1+2	5180	3.44	9.26	N/A	≤10.00	PASS
		5220	3.41	9.23	N/A	≤10.00	PASS
		5240	3.53	9.35	N/A	≤10.00	PASS
		5260	5.32	N/A	≤11.00	N/A	PASS
		5300	5.2	N/A	≤11.00	N/A	PASS
		5320	5.39	N/A	≤11.00	N/A	PASS
		5500	5.56	N/A	≤11.00	N/A	PASS
		5580	5.83	N/A	≤11.00	N/A	PASS
		5700	5.92	N/A	≤11.00	N/A	PASS
		5745	2.93	N/A	≤30.00	N/A	PASS
		5785	2.88	N/A	≤30.00	N/A	PASS
		5825	2.79	N/A	≤30.00	N/A	PASS
11AC40MIMO	Ant1+2	5190	2.3	8.12	N/A	≤10.00	PASS
		5230	2.61	8.43	N/A	≤10.00	PASS
		5270	2.32	N/A	≤11.00	N/A	PASS
		5310	2.46	N/A	≤11.00	N/A	PASS
		5510	2.33	N/A	≤11.00	N/A	PASS
		5590	2.53	N/A	≤11.00	N/A	PASS
		5670	3.07	N/A	≤11.00	N/A	PASS
		5755	-0.83	N/A	≤30.00	N/A	PASS
		5795	-0.73	N/A	≤30.00	N/A	PASS
11AC80MIMO	Ant1+2	5210	-0.45	5.37	N/A	≤10.00	PASS
		5290	-0.19	N/A	≤11.00	N/A	PASS
		5530	0.07	N/A	≤11.00	N/A	PASS
		5610	-0.63	N/A	≤11.00	N/A	PASS
		5775	-2.87	N/A	≤30.00	N/A	PASS

Note 1. The Result and Limit Unit is dBm/500 kHz in the band 5725 - 5850 MHz.
Note 2. The Duty Cycle Factor and RBW Factor is compensated in the graph.
Note 3. We have evaluated each operating mode and SISO mode, shown in the report is the worst data.
Note 4. EIRP Power Spectral Density = Conducted Power Spectral Density + Antenna Gain.
Note 5. Antenna Gain Refer to Clause 1.2.

11A_Ant1_5180

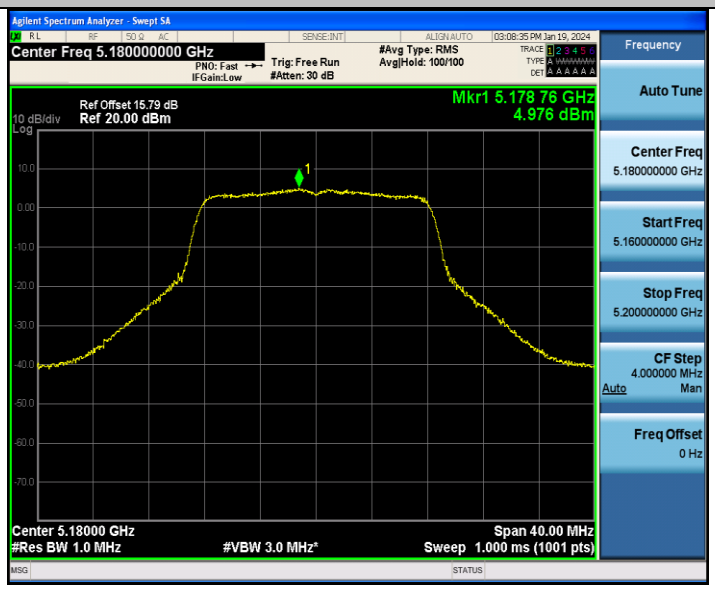

11A_Ant1_5220