ELECTROMAGNETIC EMISSIONS COMPLIANCE REPORT

EUT Description:	Handheld Terminal
Applicant:	Elo Touch Solutions, Inc. 670 N. McCarthy Blvd., Suite 100, Milpitas, CA 95035, USA.
Manufacturer:	Elo Touch Solutions, Inc.
Brand Name:	Elo
Model No.	EMC-M61SC
Family Model:	EMC-M61C
Model Difference:	The two models differ only in the scanner, and the PCB design and schematics are the same: EMC-M61SC includes a scanner, while EMC-M61C does not.
Report Number:	TERF2605001545ER
FCC ID	RBWEMCM61C
Date of EUT Received:	N/A, the test results are fully leveraged from test report number *TERF2605001552ER*, for more details please refer to section 2 in this report.
Date of Test:	N/A, the test results are fully leveraged from test report number *TERF2605001552ER*, for more details please refer to section 2 in this report.
Issue Date:	June 22, 2026

Approved By _____

Jim Chang

We hereby certify that:

The above equipment was tested by SGS Taiwan Ltd. Central RF Lab The test data, data evaluation, test procedures, and equipment configurations shown in this report were made in accordance with the procedures given in ANSI C63.10 and the energy emitted by the sample EUT comply with FCC rule part §15.247.

The results of this report relate only to the sample identified in this report.

Unless otherwise stated the results shown in this test report refer only to the sample(s) tested and such sample(s) are retained for 90 days only.
除非另有說明，此報告結果僅對測試之樣品負責，同時此樣品僅保留90天。本報告未經本公司書面許可，不可部份複製。
This document is issued by the Company subject to its General Conditions of Service printed overleaf, available on request or accessible at http://www.sgs.com.tw/Terms-and-Conditions and for electronic format documents, subject to Terms and Conditions for Electronic Documents at http://www.sgs.com.tw/Terms-and-Conditions. Attention is drawn to the limitation of liability, indemnification and jurisdiction issues defined therein. Any holder of this document is advised that information contained hereon reflects the Company's findings at the time of its intervention only and within the limits of Client's instructions, if any. The Company's sole responsibility is to its Client and this document does not exonerate parties to a transaction from exercising all their rights and obligations under the transaction documents. This document cannot be reproduced except in full, without prior written approval of the Company. Any unauthorized alteration, forgery or falsification of the content or appearance of this document is unlawful and offenders may be prosecuted to the fullest extent of the law.

Revision History

Report Number	Revision	Description	Issue Date	Revised By	Remark
TERF2605001545ER	00	Original	June 22, 2026	Mini Yeh	

Note:

1、 The remark "*" indicates modification of the report upon requests from certification body.

2、 Variant information of model numbers is provided by the applicant, test results of this report are applicable to the sample EUT(s) received.

Unless otherwise stated the results shown in this test report refer only to the sample(s) tested and such sample(s) are retained for 90 days only.
除非另有說明，此報告結果僅對測試之樣品負責，同時此樣品僅保留90天。本報告未經本公司書面許可，不可部份複製。
This document is issued by the Company subject to its General Conditions of Service printed overleaf, available on request or accessible at http://www.sgs.com.tw/Terms-and-Conditions and for electronic format documents, subject to Terms and Conditions for Electronic Documents at http://www.sgs.com.tw/Terms-and-Conditions. Attention is drawn to the limitation of liability, indemnification and jurisdiction issues defined therein. Any holder of this document is advised that information contained hereon reflects the Company's findings at the time of its intervention only and within the limits of Client's instructions, if any. The Company's sole responsibility is to its Client and this document does not exonerate parties to a transaction from exercising all their rights and obligations under the transaction documents. This document cannot be reproduced except in full, without prior written approval of the Company. Any unauthorized alteration, forgery or falsification of the content or appearance of this document is unlawful and offenders may be prosecuted to the fullest extent of the law.

Table of Contents

1 GENERAL INFORMATION 4

1.1 Equipment Under Test (EUT) 4
1.2 RF Specification 4
1.3 Antenna Designation 5
1.4 Operating Frequencies 5
1.5 EUT Availability and The Worst Test Modes 6

2 SUMMARY OF TEST RESULTS 7

2.1 Test Methodology of Applied Standards 7
2.2 Measurement Uncertainty 8
2.3 Test Facility 9

3 Control Unit(s) and peripheral(s) 10

3.1 EUT Exercise 10
3.2 Diagrams 10
3.3 List 11

4 TEST INSTRUMENT 12

4.1 Conducted Measurement 12
4.2 Radiated Measurement 12
4.3 Emission from AC power line 13

5 REGULATORY REQUIREMENTS 14

5.1 Emission Bandwidth 14
5.2 Duty Cycle 14
5.3 Maximum Output Power 14
5.4 Maximum Power Spectral Density 14
5.5 Out of Band Emission 14
5.6 Unwanted Emissions 15
5.7 AC Power Line Conducted Emission 15
5.8 Antenna Requirement 16

6 TEST CONFIGURATION 17

6.1 Emission Bandwidth 17
6.2 Maximum Output Power 18
6.3 Maximum Power Spectral Density 19
6.4 Out of Band Emission 20
6.5 Unwanted Emissions 22
6.6 AC Power Line Conducted Emission 25

7 TEST RESULTS 26

7.1 Emission Bandwidth 26
7.2 Duty Factor 30
7.3 Maximum Output Power 31
7.4 Maximum Power Spectral Density 32
7.5 Out of Band Emission 34
7.6 Unwanted Emissions 38
7.7 AC Power Line Conducted Emission 74

Unless otherwise stated the results shown in this test report refer only to the sample(s) tested and such sample(s) are retained for 90 days only.
除非另有說明，此報告結果僅對測試之樣品負責，同時此樣品僅保留90天。本報告未經本公司書面許可，不可部份複製。
This document is issued by the Company subject to its General Conditions of Service printed overleaf, available on request or accessible at http://www.sgs.com.tw/Terms-and-Conditions and for electronic format documents, subject to Terms and Conditions for Electronic Documents at http://www.sgs.com.tw/Terms-and-Conditions. Attention is drawn to the limitation of liability, indemnification and jurisdiction issues defined therein. Any holder of this document is advised that information contained hereon reflects the Company's findings at the time of its intervention only and within the limits of Client's instructions, if any. The Company's sole responsibility is to its Client and this document does not exonerate parties to a transaction from exercising all their rights and obligations under the transaction documents. This document cannot be reproduced except in full, without prior written approval of the Company. Any unauthorized alteration, forgery or falsification of the content or appearance of this document is unlawful and offenders may be prosecuted to the fullest extent of the law.

1 GENERAL INFORMATION

1.1 Equipment Under Test (EUT)

EUT Description	Handheld Terminal
Brand Name:	Elo
Model No.:	EMC-M61SC
Family Model No.:	EMC-M61C
Model Difference:	The two models differ only in the scanner, and the PCB design and schematics are the same: EMC-M61SC includes a scanner, while EMC-M61C does not.
Hardware Version:	V1.03
Firmware Version:	V01_T71
Power Supply:	3.85 Vdc
Test Software (Name/Version)	QRCT V4.0 Version 4.0.211.0

1.2 RF Specification

Radio Technology	BLE
Frequency Range	2402 ~ 2480MHz
Channel number	40 channels
Modulation type	GFSK
Transmit Power	BLE 1M: 9.51 dBm BLE 2M: 9.80 dBm

Unless otherwise stated the results shown in this test report refer only to the sample(s) tested and such sample(s) are retained for 90 days only.
除非另有說明，此報告結果僅對測試之樣品負責，同時此樣品僅保留90天。本報告未經本公司書面許可，不可部份複製。
This document is issued by the Company subject to its General Conditions of Service printed overleaf, available on request or accessible at http://www.sgs.com.tw/Terms-and-Conditions and for electronic format documents, subject to Terms and Conditions for Electronic Documents at http://www.sgs.com.tw/Terms-and-Conditions. Attention is drawn to the limitation of liability, indemnification and jurisdiction issues defined therein. Any holder of this document is advised that information contained hereon reflects the Company's findings at the time of its intervention only and within the limits of Client's instructions, if any. The Company's sole responsibility is to its Client and this document does not exonerate parties to a transaction from exercising all their rights and obligations under the transaction documents. This document cannot be reproduced except in full, without prior written approval of the Company. Any unauthorized alteration, forgery or falsification of the content or appearance of this document is unlawful and offenders may be prosecuted to the fullest extent of the law.

1.3 Antenna Designation

Ant. Type	Brand	Model No.	Freq. (MHz)	Peak Gain(dBi)
PIFA	Shanghai Deman Electronics Technology Co.，Ltd.	DG	2400~2483.5	-0.55

Note:

1. Pre-scanned was done on the above antennas, measurements were demonstrated by using the antenna with the highest gain as the worst case scenarios.
2. The antenna information is provided by the applicant. The laboratory does not verify the accuracy of this information, and all test results related to antenna characteristics are based solely on the data supplied. Responsibility for the authenticity and accuracy of these specifications rests entirely with the party who provided the information.
3. The antenna complies with part 15.203 requirement and no consideration of replacement. Please see EUT photo for details.

1.4 Operating Frequencies

2400~2483.5 MHz							
Item	Freq.	Item	Freq.	Item	Freq.	Item	Freq.
0	2402 MHz	1	2404 MHz	2	2406 MHz	3	2408 MHz
4	2410 MHz	5	2412 MHz	6	2414 MHz	7	2416 MHz
8	2418 MHz	9	2420 MHz	10	2422 MHz	11	2424 MHz
12	2426 MHz	13	2428 MHz	14	2430 MHz	15	2432 MHz
16	2434 MHz	17	2436 MHz	18	2438 MHz	19	2440 MHz
20	2442 MHz	21	2444 MHz	22	2446 MHz	23	2448 MHz
24	2450 MHz	25	2452 MHz	26	2454 MHz	27	2456 MHz
28	2458 MHz	29	2460 MHz	30	2462 MHz	31	2464 MHz
32	2466 MHz	33	2468 MHz	34	2470 MHz	35	2472 MHz
36	2474 MHz	37	2476 MHz	38	2478 MHz	39	2480 MHz

Unless otherwise stated the results shown in this test report refer only to the sample(s) tested and such sample(s) are retained for 90 days only.
除非另有說明，此報告結果僅對測試之樣品負責，同時此樣品僅保留90天。本報告未經本公司書面許可，不可部份複製。
This document is issued by the Company subject to its General Conditions of Service printed overleaf, available on request or accessible at http://www.sgs.com.tw/Terms-and-Conditions and for electronic format documents, subject to Terms and Conditions for Electronic Documents at http://www.sgs.com.tw/Terms-and-Conditions. Attention is drawn to the limitation of liability, indemnification and jurisdiction issues defined therein. Any holder of this document is advised that information contained hereon reflects the Company's findings at the time of its intervention only and within the limits of Client's instructions, if any. The Company's sole responsibility is to its Client and this document does not exonerate parties to a transaction from exercising all their rights and obligations under the transaction documents. This document cannot be reproduced except in full, without prior written approval of the Company. Any unauthorized alteration, forgery or falsification of the content or appearance of this document is unlawful and offenders may be prosecuted to the fullest extent of the law.

1.5 EUT Availability and The Worst Test Modes

1. Test program used to control the EUT for staying in continuous transmitting and receiving mode is programmed.
2. The field strength of radiation emission was measured as the EUT positioned in different orthogonal planes (E1/E2/H) based on actual usage of the EUT to pre-scan the emissions for determining the worst case scenario.
3. Investigation has been done on all the possible configurations for searching the worst case. The given UE is pre-scanned among modes below.

MODE	AVAILABLE CHANNEL	TESTED CHANNEL	MODULATION	DATA RATE (Mbps)
CONDUCTED TEST				
Bluetooth LE_1M	0 to 39	0,20,39	GFSK	1
Bluetooth LE_2M	0 to 39	0,20,39	GFSK	2

MODE	AVAILABLE CHANNEL	TESTED CHANNEL	MODULATION	DATA RATE (Mbps)
TRANSMIT RADIATED EMISSION TEST (BELOW 1 GHz)				
Bluetooth LE_1M	0 to 39	20	GFSK	1
TRANSMIT RADIATED EMISSION TEST (ABOVE 1 GHz)				
Bluetooth LE_1M	0 to 39	0,20,39	GFSK	1
Bluetooth LE_2M	0 to 39	0,20,39	GFSK	2
Note: The field strength of radiation emission was measured as EUT stand-up position (H mode) and lie down position (E1, E2 mode) for channel Low, Mid and High, the worst case position was reported.				

Unless otherwise stated the results shown in this test report refer only to the sample(s) tested and such sample(s) are retained for 90 days only.
除非另有說明，此報告結果僅對測試之樣品負責，同時此樣品僅保留90天。本報告未經本公司書面許可，不可部份複製。
This document is issued by the Company subject to its General Conditions of Service printed overleaf, available on request or accessible at http://www.sgs.com.tw/Terms-and-Conditions and for electronic format documents, subject to Terms and Conditions for Electronic Documents at http://www.sgs.com.tw/Terms-and-Conditions. Attention is drawn to the limitation of liability, indemnification and jurisdiction issues defined therein. Any holder of this document is advised that information contained hereon reflects the Company's findings at the time of its intervention only and within the limits of Client's instructions, if any. The Company's sole responsibility is to its Client and this document does not exonerate parties to a transaction from exercising all their rights and obligations under the transaction documents. This document cannot be reproduced except in full, without prior written approval of the Company. Any unauthorized alteration, forgery or falsification of the content or appearance of this document is unlawful and offenders may be prosecuted to the fullest extent of the law.

2 SUMMARY OF TEST RESULTS

FCC Rules	Description Of Test	Result	Note
§15.207(a)	AC Power Line Conducted Emission	Compliant	
§15.247(b) (3)	Peak Output Power	Compliant	
§15.247(a)(2)	Emission Bandwidth	Compliant	
§15.205 §15.209 §15.247(d)	Out of Band Emission	Compliant	
§15.205 §15.209 §15.247(d)	Unwanted Emission	Compliant	
§15.247(e)	Power Spectral Density	Compliant	
§15.203	Antenna Requirement	Compliant	

Note

1. N/S Indicates whether item(s) being newly tested [N] or spot checked [S].
2. Items other than newly tested [N] are leveraged from test report *TERF2605001552ER*.

2.1 Test Methodology of Applied Standards

1. FCC Part 15, Subpart C §15.247
2. ANSI C63.10:2020
3. FCC KDB 558074 D01 15.247 Meas Guidance v05r02

Unless otherwise stated the results shown in this test report refer only to the sample(s) tested and such sample(s) are retained for 90 days only.
除非另有說明，此報告結果僅對測試之樣品負責，同時此樣品僅保留90天。本報告未經本公司書面許可，不可部份複製。
This document is issued by the Company subject to its General Conditions of Service printed overleaf, available on request or accessible at http://www.sgs.com.tw/Terms-and-Conditions and for electronic format documents, subject to Terms and Conditions for Electronic Documents at http://www.sgs.com.tw/Terms-and-Conditions. Attention is drawn to the limitation of liability, indemnification and jurisdiction issues defined therein. Any holder of this document is advised that information contained hereon reflects the Company's findings at the time of its intervention only and within the limits of Client's instructions, if any. The Company's sole responsibility is to its Client and this document does not exonerate parties to a transaction from exercising all their rights and obligations under the transaction documents. This document cannot be reproduced except in full, without prior written approval of the Company. Any unauthorized alteration, forgery or falsification of the content or appearance of this document is unlawful and offenders may be prosecuted to the fullest extent of the law.

2.2 Measurement Uncertainty

Test Items	Uncertainty
AC Power Line Conducted Emission	+/- 1.61 dB
Output Power measurement	+/- 0.97 dB
Emission Bandwidth	+/- 1.38 Hz
Conducted emission measurement	+/- 0.77 dB
Peak Power Density	+/- 0.61 dB
Temperature	+/- 0.60 °C
Humidity	+/- 3.00 %
DC / AC Power Source	+/- 1.00 %

Radiated Spurious Emission Measurement Uncertainty		
Polarization: Vertical	+/- 1.89 dB	9kHz - 30MHz
	+/- 4.10 dB	30MHz - 1000MHz
	+/- 3.41 dB	1GHz - 18GHz
	+/- 3.89 dB	18GHz - 40GHz
Polarization: Horizontal	+/- 1.89 dB	9kHz - 30MHz
	+/- 4.10 dB	30MHz - 1000MHz
	+/- 3.41 dB	1GHz - 18GHz
	+/- 3.89 dB	18GHz - 40GHz
Radiated Spurious Emission	+/- 2.00 dB	33GHz - 50GHz
	+/- 1.59 dB	50GHz - 60GHz
	+/- 1.71 dB	60GHz - 90GHz
	+/- 1.64 dB	90GHz - 140GHz
	+/- 3.84 dB	140GHz - 220GHz

Note
1. This uncertainty represents an expanded uncertainty expressed at approximately the 95% confidence level using a coverage factor of k=2.
2. The conformity assessment statement in this report is based solely on the test results, measurement uncertainty is excluded.

Unless otherwise stated the results shown in this test report refer only to the sample(s) tested and such sample(s) are retained for 90 days only.
除非另有說明，此報告結果僅對測試之樣品負責，同時此樣品僅保留90天。本報告未經本公司書面許可，不可部份複製。
This document is issued by the Company subject to its General Conditions of Service printed overleaf, available on request or accessible at http://www.sgs.com.tw/Terms-and-Conditions and for electronic format documents, subject to Terms and Conditions for Electronic Documents at http://www.sgs.com.tw/Terms-and-Conditions. Attention is drawn to the limitation of liability, indemnification and jurisdiction issues defined therein. Any holder of this document is advised that information contained hereon reflects the Company's findings at the time of its intervention only and within the limits of Client's instructions, if any. The Company's sole responsibility is to its Client and this document does not exonerate parties to a transaction from exercising all their rights and obligations under the transaction documents. This document cannot be reproduced except in full, without prior written approval of the Company. Any unauthorized alteration, forgery or falsification of the content or appearance of this document is unlawful and offenders may be prosecuted to the fullest extent of the law.

2.3 Test Facility

Laboratory	Test Site Address	Test Site Name	FCC Designation number / Registration Number	IC CAB identifier / Company Number
SGS Taiwan Ltd. Central RF Lab. (TAF code 3702)	No.134, Wu Kung Road, New Taipei Industrial Park, Wuku District, New Taipei City, Taiwan 24803	SAC 1 / SAC 2 / SAC 3 Conduction 1 / Conducted 1 Conducted 2 / Conducted 3 Conducted 4 / Conducted 5 Conducted 6 / FAC 1	TW0027 / 891563	TW3702 / 4620A
SGS Taiwan Ltd. Central RF Lab. (TAF code 3702)	No.2, Keji 1st Rd, Guishan District, Taoyuan City, Taiwan 333	SAC C / SAC D / SAC G Conduction C/ Conducted A Conducted B / Conducted C Conducted D / Conducted E Conducted F / Conducted G FAC A	TW0028 / 200037	TW3702 / 4620E

Measurement	Test Site Name	Test Engineer	EUT S/N	Test Environment	Test Date
Conducted	Conducted 2	Chris Ye	D26M600316	25~28°C / 55~64%	2026/05/19 ~ 2026/05/21
Radiated	SAC 2	Bob Chao	D26M600028	23~26°C / 60~65%	2026/05/18 ~ 2026/06/05
Conduction	SAC 1	WJ Lin	D26M600259	23.3~25.2°C / 55~60%	2026/05/18 ~ 2026/06/01

Unless otherwise stated the results shown in this test report refer only to the sample(s) tested and such sample(s) are retained for 90 days only.
除非另有說明，此報告結果僅對測試之樣品負責，同時此樣品僅保留90天。本報告未經本公司書面許可，不可部份複製。
This document is issued by the Company subject to its General Conditions of Service printed overleaf, available on request or accessible at http://www.sgs.com.tw/Terms-and-Conditions and for electronic format documents, subject to Terms and Conditions for Electronic Documents at http://www.sgs.com.tw/Terms-and-Conditions. Attention is drawn to the limitation of liability, indemnification and jurisdiction issues defined therein. Any holder of this document is advised that information contained hereon reflects the Company's findings at the time of its intervention only and within the limits of Client's instructions, if any. The Company's sole responsibility is to its Client and this document does not exonerate parties to a transaction from exercising all their rights and obligations under the transaction documents. This document cannot be reproduced except in full, without prior written approval of the Company. Any unauthorized alteration, forgery or falsification of the content or appearance of this document is unlawful and offenders may be prosecuted to the fullest extent of the law.

3 CONTROL UNIT(S) AND PERIPHERAL(S)

3.1 EUT Exercise

An engineering test mode (software/firmware) that applicant provided was utilized to manipulate the EUT into transmit, selection of the test channel, and modulation scheme.
The offset level is set in the spectrum analyzer to compensate the RF cable loss and attenuation factor between EUT conducted port and spectrum analyzer. With the offset compensation, the spectrum analyzer reading level is exactly EUT RF output level.

3.2 Diagrams

Conduction Setup

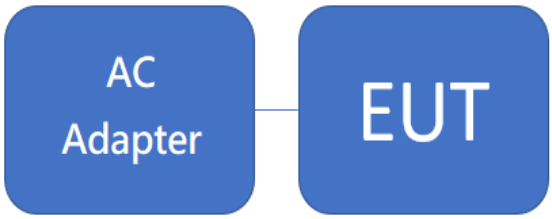

Conducted Setup

Radiated Setup

Unless otherwise stated the results shown in this test report refer only to the sample(s) tested and such sample(s) are retained for 90 days only.
除非另有說明，此報告結果僅對測試之樣品負責，同時此樣品僅保留90天。本報告未經本公司書面許可，不可部份複製。
This document is issued by the Company subject to its General Conditions of Service printed overleaf, available on request or accessible at http://www.sgs.com.tw/Terms-and-Conditions and for electronic format documents, subject to Terms and Conditions for Electronic Documents at http://www.sgs.com.tw/Terms-and-Conditions. Attention is drawn to the limitation of liability, indemnification and jurisdiction issues defined therein. Any holder of this document is advised that information contained hereon reflects the Company's findings at the time of its intervention only and within the limits of Client's instructions, if any. The Company's sole responsibility is to its Client and this document does not exonerate parties to a transaction from exercising all their rights and obligations under the transaction documents. This document cannot be reproduced except in full, without prior written approval of the Company. Any unauthorized alteration, forgery or falsification of the content or appearance of this document is unlawful and offenders may be prosecuted to the fullest extent of the law.

3.3 List

3.3.1 Conduction Setup

AC Power-Line Conducted Emission Test Site: Conduction 1					
EQUIPMENT TYPE	MFR	MODEL NUMBER	SERIAL NUMBER	LAST CAL. (mm/dd/yyyy)	CAL DUE. (mm/dd/yyyy)
AC Adapter	SHENZHEN BAIJUNDA ELECTRONIC CO LTD	AT-803X-090200A	N/A	N/A	N/A

3.3.2 Conducted Setup

Conducted Emission Test Site: Conducted 1					
EQUIPMENT TYPE	MFR	MODEL NUMBER	SERIAL NUMBER	LAST CAL. (mm/dd/yyyy)	CAL DUE. (mm/dd/yyyy)
Notebook	Lenovo	L480	PF-1JVWYK 19/01	N/A	N/A
USB Cable	Xiaomi	SJX10ZM	N/A	N/A	N/A

Unless otherwise stated the results shown in this test report refer only to the sample(s) tested and such sample(s) are retained for 90 days only.
除非另有說明，此報告結果僅對測試之樣品負責，同時此樣品僅保留90天。本報告未經本公司書面許可，不可部份複製。
This document is issued by the Company subject to its General Conditions of Service printed overleaf, available on request or accessible at http://www.sgs.com.tw/Terms-and-Conditions and for electronic format documents, subject to Terms and Conditions for Electronic Documents at http://www.sgs.com.tw/Terms-and-Conditions. Attention is drawn to the limitation of liability, indemnification and jurisdiction issues defined therein. Any holder of this document is advised that information contained hereon reflects the Company's findings at the time of its intervention only and within the limits of Client's instructions, if any. The Company's sole responsibility is to its Client and this document does not exonerate parties to a transaction from exercising all their rights and obligations under the transaction documents. This document cannot be reproduced except in full, without prior written approval of the Company. Any unauthorized alteration, forgery or falsification of the content or appearance of this document is unlawful and offenders may be prosecuted to the fullest extent of the law.

4 TEST INSTRUMENT

4.1 Conducted Measurement

Conducted Emission Test Site: Conducted 1					
EQUIPMENT TYPE	MFR	MODEL NUMBER	SERIAL NUMBER	LAST CAL. (mm/dd/yyyy)	CAL DUE. (mm/dd/yyyy)
Attenuator	Mini-Circuits	BW-S10W2+	8	12/07/2025	12/06/2026
DC Block	Mini-Circuits	BLK-18-S+	14	12/07/2025	12/06/2026
EXA Spectrum Analyzer	KEYSIGHT	N9010B	MY59071571	06/24/2025	06/23/2026
Power Meter	Anritsu	ML2496A	1242004	10/23/2025	10/22/2026
Power Sensor	Anritsu	MA2411B	1207365	11/06/2025	11/05/2026
Power Sensor	Anritsu	MA2411B	1207368	10/23/2025	10/22/2026
PXA Spectrum Analyzer	Agilent	N9030A	MY53120760	04/10/2026	04/09/2027
Test Software	SGS	Radio Test Software	Ver. 21	N.C.R	N.C.R

4.2 Radiated Measurement

Radiated Emission Test Site: SAC 1					
EQUIPMENT TYPE	MFR	MODEL NUMBER	SERIAL NUMBER	LAST CAL. (mm/dd/yyyy)	CAL DUE. (mm/dd/yyyy)
4G High Pass Filter	WI	WHKX4.0	24	12/07/2025	12/06/2026
Band Reject Filter 2400-2483.5	Titan	T04N2400248350S01	23040703-10	12/07/2025	12/06/2026
Bi-log Antenna	SCHWARZBECK	VULB9168	1208	07/22/2025	07/21/2026
Coaxial Cable	EMCI	EMC104-SM-SM-8000+EMC106-SM-SM-7600	RX Cable 9K-18G(160125+150817)	07/14/2025	07/13/2026
Coaxial Cables	Huber Suhner	SUCOFLEX 102	RX Cable 18G-40G MY2630/2+805062/2	07/14/2025	07/13/2026
EMI Test Receiver	R&S	ESCI 7	100759	09/02/2025	09/01/2026
Horn Antenna	RF SPIN	DRH0844	LE2D05A0844	08/07/2025	08/06/2026
Horn Antenna	SCHWARZBECK	BBHA9120D	D803	01/23/2026	01/22/2027
Loop Antenna	COM-POWER	AL-130R	10160104	12/30/2025	12/29/2026
MXA Spectrum Analyzer	KEYSIGHT	N9021B	MY62242004	06/11/2025	06/10/2026
Pre-Amplifier	EMCI	EMC118A45SEE	980933	07/14/2025	07/13/2026
Pre-Amplifier	EMCI	EMC184045SEE	980939	07/14/2025	07/13/2026
Pre-Amplifier	HP	8447D	2944A09469	07/14/2025	07/13/2026
Site Cal	SGS	SAC 1	N/A	07/14/2025	07/13/2026
Test Software	Audix	e3	Ver. 9.210616	N.C.R	N.C.R

Unless otherwise stated the results shown in this test report refer only to the sample(s) tested and such sample(s) are retained for 90 days only.
除非另有說明，此報告結果僅對測試之樣品負責，同時此樣品僅保留90天。本報告未經本公司書面許可，不可部份複製。
This document is issued by the Company subject to its General Conditions of Service printed overleaf, available on request or accessible at http://www.sgs.com.tw/Terms-and-Conditions and for electronic format documents, subject to Terms and Conditions for Electronic Documents at http://www.sgs.com.tw/Terms-and-Conditions. Attention is drawn to the limitation of liability, indemnification and jurisdiction issues defined therein. Any holder of this document is advised that information contained hereon reflects the Company's findings at the time of its intervention only and within the limits of Client's instructions, if any. The Company's sole responsibility is to its Client and this document does not exonerate parties to a transaction from exercising all their rights and obligations under the transaction documents. This document cannot be reproduced except in full, without prior written approval of the Company. Any unauthorized alteration, forgery or falsification of the content or appearance of this document is unlawful and offenders may be prosecuted to the fullest extent of the law.

Family Model: EMC-M61C

Radiated Emission Test Site: SAC 2					
EQUIPMENT TYPE	MFR	MODEL NUMBER	SERIAL NUMBER	LAST CAL. (mm/dd/yyyy)	CAL DUE. (mm/dd/yyyy)
Bi-log Antenna	SCHWARZBECK	VULB9168	9168-1278	03/24/2026	03/23/2027
Coaxial Cables	EMCI	EMC104-SM-SM-600 +EMC105-SM-SM-2000 +EMC105-SM-SM-1500 +EMC105-SM-SM-10000	RX Cable 9K-18G (220237+220909+220906+240801)	07/14/2025	07/13/2026
EMI Test Receiver	R&S	ESR 7	102525	02/23/2026	02/22/2027
EXA Spectrum Analyzer	KEYSIGHT	N9010B	MY59071570	07/04/2025	07/03/2026
Pre-Amplifier	EMCI	EMC330N	980826	07/14/2025	07/13/2026
Site Cal	SGS	SAC 2	N/A	07/14/2025	07/13/2026
Test Software	Audix	e3	Ver. 9.210616	N.C.R	N.C.R

4.3 Emission from AC power line

AC Power-Line Conducted Emission Test Site: Conduction 1					
EQUIPMENT TYPE	MFR	MODEL NUMBER	SERIAL NUMBER	LAST CAL. (mm/dd/yyyy)	CAL DUE. (mm/dd/yyyy)
Coaxial Cables	EMC Instruments Corp.	EMCCFD300-BM-BM-3000	161207	06/22/2025	06/21/2026
EMI Test Receiver	R&S	ESCI 7	100759	09/02/2025	09/01/2026
LISN	SCHWARZBECK	NSLK 8127	1040	09/13/2025	09/12/2026
Pulse Limiter	SCHWARZBECK	VTSD 9561F-N	793	06/22/2025	06/21/2026
Test Software	Audix	e3	Ver. 9.210616	N.C.R	N.C.R

NOTE: N.C.R refers to Not Calibrated Required.

Unless otherwise stated the results shown in this test report refer only to the sample(s) tested and such sample(s) are retained for 90 days only.
除非另有說明，此報告結果僅對測試之樣品負責，同時此樣品僅保留90天。本報告未經本公司書面許可，不可部份複製。
This document is issued by the Company subject to its General Conditions of Service printed overleaf, available on request or accessible at http://www.sgs.com.tw/Terms-and-Conditions and for electronic format documents, subject to Terms and Conditions for Electronic Documents at http://www.sgs.com.tw/Terms-and-Conditions. Attention is drawn to the limitation of liability, indemnification and jurisdiction issues defined therein. Any holder of this document is advised that information contained hereon reflects the Company's findings at the time of its intervention only and within the limits of Client's instructions, if any. The Company's sole responsibility is to its Client and this document does not exonerate parties to a transaction from exercising all their rights and obligations under the transaction documents. This document cannot be reproduced except in full, without prior written approval of the Company. Any unauthorized alteration, forgery or falsification of the content or appearance of this document is unlawful and offenders may be prosecuted to the fullest extent of the law.

5 REGULATORY REQUIREMENTS

5.1 Emission Bandwidth

The minimum 6 dB bandwidth shall be at least 500 kHz.

5.2 Duty Cycle

Pre-analysis Check: While conducting average power measurement, duty cycle of each mode shall be checked to ensure its duty cycle in order to compensate for the loss due to insufficient ratio of duty cycle.
All duty cycle is pre-scanned, and result as obtained below shows only the most representative ones where duty cycle is conducted as the given transmission with given virtual operation that expresses the percentage.

5.3 Maximum Output Power

FCC
For systems using digital modulation in the 2400-2483.5 MHz bands, the limit for peak output power is 1Watt.
If the transmitting antenna of directional gain greater than 6dBi are used the peak output power from the intentional radiator shall be reduced below the above stated value by the amount in dB that the directional gain of the Antenna exceeds 6dBi.
In case of point-to-point operation, the limit has to be reduced by 1dB for every 3dB that the directional gain of Antenna exceeds 6dBi.

Note:
When the antenna gain is greater than 6 dBi, the power limit attenuated accordingly.

5.4 Maximum Power Spectral Density

The power spectral density conducted from the intentional radiator to the antenna shall not be greater than 8dBm in any 3 kHz band during any time interval of continuous transmission.

5.5 Out of Band Emission

For emissions in non-restricted frequency bands, in any 100 kHz bandwidth outside the frequency band in which the spread spectrum or digitally modulated intentional radiator is operating, the radio frequency power that is produced by the intentional radiator shall be at least 20 dB below that in the 100 kHz bandwidth within the band that contains the highest level of the desired power, based on either an RF conducted or a radiated measurement, provided the transmitter demonstrates compliance with the peak conducted power limits.

Unless otherwise stated the results shown in this test report refer only to the sample(s) tested and such sample(s) are retained for 90 days only.
除非另有說明，此報告結果僅對測試之樣品負責，同時此樣品僅保留90天。本報告未經本公司書面許可，不可部份複製。
This document is issued by the Company subject to its General Conditions of Service printed overleaf, available on request or accessible at http://www.sgs.com.tw/Terms-and-Conditions and for electronic format documents, subject to Terms and Conditions for Electronic Documents at http://www.sgs.com.tw/Terms-and-Conditions. Attention is drawn to the limitation of liability, indemnification and jurisdiction issues defined therein. Any holder of this document is advised that information contained hereon reflects the Company's findings at the time of its intervention only and within the limits of Client's instructions, if any. The Company's sole responsibility is to its Client and this document does not exonerate parties to a transaction from exercising all their rights and obligations under the transaction documents. This document cannot be reproduced except in full, without prior written approval of the Company. Any unauthorized alteration, forgery or falsification of the content or appearance of this document is unlawful and offenders may be prosecuted to the fullest extent of the law.

5.6 Unwanted Emissions

In any 100 kHz bandwidth outside the frequency band in which the spread spectrum or digitally modulated intentional radiator is operating, the radio frequency power that is produced by the intentional radiator shall be at least 20 dB below that in the 100 kHz bandwidth within the band that contains the highest level of the desired power, based on either an RF conducted or a radiated measurement, provided the transmitter demonstrates compliance with the peak conducted power limits.
In addition, radiated emissions which fall in the restricted bands must also comply with the applicable radiated emission limits as defined in the general emission limit tables.
Moreover, for an intentional radiator operating below 10 GHz, the frequency range of measurements shall extend up to the tenth harmonic of the highest fundamental frequency or to 40 GHz, whichever is lower.

Frequency (MHz)	Field strength (microvolts/meter)	Distance (meters)
0.009-0.490	2400/F(kHz)	300
0.490-1.705	2400/F(kHz)	30
1.705-30	30	30
30-88	100	3
88-216	150	3
216-960	200	3
Above 960	500	3
Note: The lower limit shall apply at the transition frequencies.		

5.7 AC Power Line Conducted Emission

Frequency range within 150kHz to 30MHz shall not exceed the Limit table as below.

Frequency range MHz	Limits (dBμV)	
	Quasi-peak	Average
0.15 to 0.50	66 to 56	56 to 46
0.50 to 5	56	46
5 to 30	60	50

Note
1.The lower limit shall apply at the transition frequencies
2.The limit decreases linearly with the logarithm of the frequency in the range 0.15 MHz to 0.50 MHz

Unless otherwise stated the results shown in this test report refer only to the sample(s) tested and such sample(s) are retained for 90 days only.
除非另有說明，此報告結果僅對測試之樣品負責，同時此樣品僅保留90天。本報告未經本公司書面許可，不可部份複製。
This document is issued by the Company subject to its General Conditions of Service printed overleaf, available on request or accessible at http://www.sgs.com.tw/Terms-and-Conditions and for electronic format documents, subject to Terms and Conditions for Electronic Documents at http://www.sgs.com.tw/Terms-and-Conditions. Attention is drawn to the limitation of liability, indemnification and jurisdiction issues defined therein. Any holder of this document is advised that information contained hereon reflects the Company's findings at the time of its intervention only and within the limits of Client's instructions, if any. The Company's sole responsibility is to its Client and this document does not exonerate parties to a transaction from exercising all their rights and obligations under the transaction documents. This document cannot be reproduced except in full, without prior written approval of the Company. Any unauthorized alteration, forgery or falsification of the content or appearance of this document is unlawful and offenders may be prosecuted to the fullest extent of the law.

5.8 Antenna Requirement

An intentional radiator shall be designed to ensure that no antenna other than that furnished by the responsible party shall be used with the device. The use of a permanently attached antenna or of an antenna that uses a unique coupling to the intentional radiator shall be considered sufficient to comply with the provisions of this section. The manufacturer may design the unit so that a broken antenna can be replaced by the user, but the use of a standard antenna jack or electrical connector is prohibited. This requirement does not apply to carrier current devices or to devices operated under the provisions of § 15.211, 15.213, 15.217, 15.219, 15.221, or § 15.236. Further, this requirement does not apply to intentional radiators that must be professionally installed, such as perimeter protection systems and some field disturbance sensors, or to other intentional radiators which, in accordance with § 15.31(d), must be measured at the installation site. However, the installer shall be responsible for ensuring that the proper antenna is employed so that the limits in this part are not exceeded.

Unless otherwise stated the results shown in this test report refer only to the sample(s) tested and such sample(s) are retained for 90 days only.
除非另有說明，此報告結果僅對測試之樣品負責，同時此樣品僅保留90天。本報告未經本公司書面許可，不可部份複製。
This document is issued by the Company subject to its General Conditions of Service printed overleaf, available on request or accessible at http://www.sgs.com.tw/Terms-and-Conditions and for electronic format documents, subject to Terms and Conditions for Electronic Documents at http://www.sgs.com.tw/Terms-and-Conditions. Attention is drawn to the limitation of liability, indemnification and jurisdiction issues defined therein. Any holder of this document is advised that information contained hereon reflects the Company's findings at the time of its intervention only and within the limits of Client's instructions, if any. The Company's sole responsibility is to its Client and this document does not exonerate parties to a transaction from exercising all their rights and obligations under the transaction documents. This document cannot be reproduced except in full, without prior written approval of the Company. Any unauthorized alteration, forgery or falsification of the content or appearance of this document is unlawful and offenders may be prosecuted to the fullest extent of the law.

6 TEST CONFIGURATION

6.1 Emission Bandwidth

1. Place the EUT on the table and set it in transmitting mode.
2. Remove the antenna from the EUT and then connect a low loss RF cable from the antenna port to the spectrum analyzer.
3. 6dB BW measurements
   The testing is performed in accordance with the applicable regulatory measurement procedure.
   Set the spectrum analyzer as
   RBW= 1% to 5% of the OBW but not less than 100 kHz,
   VBW ≥ 3 X RBW,
   Span= 2 to 5 times of the OBW,
   Sweep=Auto, Detector = Peak, and Trace mode = Max Hold.
   Use the X dB bandwidth mode function of the spectrum analyzer and set to 6dB.
   Repeat above procedures until all test default channel is completed.
4. 99% BW measurements
   The testing is performed in accordance with the applicable regulatory measurement procedure.
   Set the spectrum analyzer as
   RBW= 1 % to 5% of 99% without going below 10kHz,
   VBW≥3 X RBW,
   Span= 1.5 to 5 times of the OBW,
   Sweep=Auto, Detector = Peak, and Trace mode = Max Hold,
   Use the 99% power bandwidth function of the spectrum analyzer.
   Repeat above procedures until all test default channel is completed.

Unless otherwise stated the results shown in this test report refer only to the sample(s) tested and such sample(s) are retained for 90 days only.
除非另有說明，此報告結果僅對測試之樣品負責，同時此樣品僅保留90天。本報告未經本公司書面許可，不可部份複製。
This document is issued by the Company subject to its General Conditions of Service printed overleaf, available on request or accessible at http://www.sgs.com.tw/Terms-and-Conditions and for electronic format documents, subject to Terms and Conditions for Electronic Documents at http://www.sgs.com.tw/Terms-and-Conditions. Attention is drawn to the limitation of liability, indemnification and jurisdiction issues defined therein. Any holder of this document is advised that information contained hereon reflects the Company's findings at the time of its intervention only and within the limits of Client's instructions, if any. The Company's sole responsibility is to its Client and this document does not exonerate parties to a transaction from exercising all their rights and obligations under the transaction documents. This document cannot be reproduced except in full, without prior written approval of the Company. Any unauthorized alteration, forgery or falsification of the content or appearance of this document is unlawful and offenders may be prosecuted to the fullest extent of the law.

6.2 Maximum Output Power

6.2.1 Duty Cycle

Set the spectrum analyzer as

Center Frequency = fundamental frequency
Span = Zero,
RBW = 8 MHz,
VBW = 8 MHz,
Detector = Peak,
Allow trace to fully stabilize.
Use the delta marker function to determine the ON and OFF times.

6.2.2 Output Power

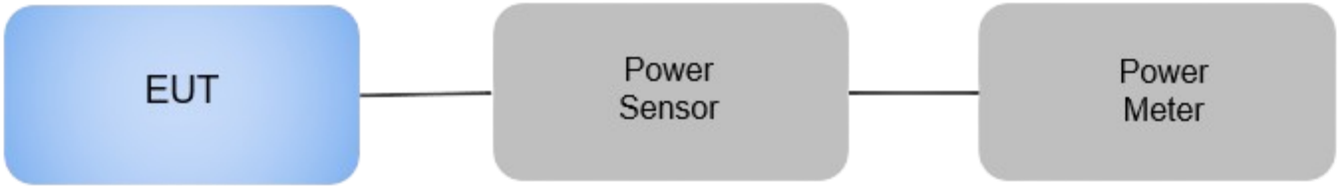

1. Place the EUT on the table and set it to transmit mode.
2. The testing was performed in accordance with the applicable measurement procedure.
3. Remove the antenna from the EUT and connect a low-loss RF cable from the antenna port to the power meter.
4. Record the maximum reading as observed from the power meter.
5. Repeat the above procedures until all default test channels have been measured.

Note: The duty cycle factor is applied to obtain the average measurement corrected to its maximum equivalent.

Note: when the antenna gain is greater than 6 dBi, the power limit attenuated accordingly.

Unless otherwise stated the results shown in this test report refer only to the sample(s) tested and such sample(s) are retained for 90 days only.
除非另有說明，此報告結果僅對測試之樣品負責，同時此樣品僅保留90天。本報告未經本公司書面許可，不可部份複製。
This document is issued by the Company subject to its General Conditions of Service printed overleaf, available on request or accessible at http://www.sgs.com.tw/Terms-and-Conditions and for electronic format documents, subject to Terms and Conditions for Electronic Documents at http://www.sgs.com.tw/Terms-and-Conditions. Attention is drawn to the limitation of liability, indemnification and jurisdiction issues defined therein. Any holder of this document is advised that information contained hereon reflects the Company's findings at the time of its intervention only and within the limits of Client's instructions, if any. The Company's sole responsibility is to its Client and this document does not exonerate parties to a transaction from exercising all their rights and obligations under the transaction documents. This document cannot be reproduced except in full, without prior written approval of the Company. Any unauthorized alteration, forgery or falsification of the content or appearance of this document is unlawful and offenders may be prosecuted to the fullest extent of the law.

6.3 Maximum Power Spectral Density

The test is conducted in accordance with the applicable regulatory measurement procedure.

Set spectrum analyzer center frequency to DTS channel center frequency.
Set the span > 1.5 times the DTS channel bandwidth.
Set the RBW = 3 kHz and VBW = 10 kHz.
Detector = Peak.
Sweep time = Auto Couple.
Trace mode = Max Hold.
Allow trace to fully stabilize.
Use the peak marker function to determine the maximum amplitude level.

Note: When the antenna gain is greater than 6 dBi, the power spectral density limit attenuated accordingly.

Unless otherwise stated the results shown in this test report refer only to the sample(s) tested and such sample(s) are retained for 90 days only.
除非另有說明，此報告結果僅對測試之樣品負責，同時此樣品僅保留90天。本報告未經本公司書面許可，不可部份複製。
This document is issued by the Company subject to its General Conditions of Service printed overleaf, available on request or accessible at http://www.sgs.com.tw/Terms-and-Conditions and for electronic format documents, subject to Terms and Conditions for Electronic Documents at http://www.sgs.com.tw/Terms-and-Conditions. Attention is drawn to the limitation of liability, indemnification and jurisdiction issues defined therein. Any holder of this document is advised that information contained hereon reflects the Company's findings at the time of its intervention only and within the limits of Client's instructions, if any. The Company's sole responsibility is to its Client and this document does not exonerate parties to a transaction from exercising all their rights and obligations under the transaction documents. This document cannot be reproduced except in full, without prior written approval of the Company. Any unauthorized alteration, forgery or falsification of the content or appearance of this document is unlawful and offenders may be prosecuted to the fullest extent of the law.

6.4 Out of Band Emission

6.4.1 Reference Level of Emission Limit

The testing is performed in accordance with the applicable measurement procedure.
Set the analyzer center frequency to the DTS channel center frequency.
Set the span to 1.5 times the DTS channel bandwidth.
Set RBW = 100 kHz and VBW = 300 kHz.
Detector = Peak.
Sweep time = Auto Couple.
Trace mode = Max Hold.
Allow the trace to fully stabilize.
Use the peak marker function to determine the maximum amplitude level.

6.4.2 Conducted Band Edge

1. The testing is performed in accordance with the applicable measurement procedure.
2. Connect the antenna port of the EUT to the spectrum analyzer.
3. Remove the antenna from the EUT and connect a low-loss RF cable from the antenna port to the spectrum analyzer.
4. Set the start frequency and stop frequency of the spectrum analyzer to encompass the spectrum to be examined.
   Configure the spectrum analyzer as follows:
   RBW = 100 kHz
   VBW = 300 kHz
   Detector = Peak
   Sweep = Auto
   Mark the highest reading of the emission as the reference level.
   Set DL as the limit = reading on marker of reference level measurement
   Mark the highest emissions observed outside of the 2400 MHz to 2483.5 MHz band.
5. Repeat the above procedure for each default test channel (low, middle, and high).

Unless otherwise stated the results shown in this test report refer only to the sample(s) tested and such sample(s) are retained for 90 days only.
除非另有說明，此報告結果僅對測試之樣品負責，同時此樣品僅保留90天。本報告未經本公司書面許可，不可部份複製。
This document is issued by the Company subject to its General Conditions of Service printed overleaf, available on request or accessible at http://www.sgs.com.tw/Terms-and-Conditions and for electronic format documents, subject to Terms and Conditions for Electronic Documents at http://www.sgs.com.tw/Terms-and-Conditions. Attention is drawn to the limitation of liability, indemnification and jurisdiction issues defined therein. Any holder of this document is advised that information contained hereon reflects the Company's findings at the time of its intervention only and within the limits of Client's instructions, if any. The Company's sole responsibility is to its Client and this document does not exonerate parties to a transaction from exercising all their rights and obligations under the transaction documents. This document cannot be reproduced except in full, without prior written approval of the Company. Any unauthorized alteration, forgery or falsification of the content or appearance of this document is unlawful and offenders may be prosecuted to the fullest extent of the law.

6.4.3 Conducted Spurious Emission

1. The testing is performed in accordance with the applicable measurement procedure.
2. Connect the antenna port of the EUT to the spectrum analyzer.
   Configure the spectrum analyzer as follows:
   RBW = 100 kHz
   VBW = 300 kHz
   Detector = Peak
   Sweep = Auto.
   Allow the trace to fully stabilize.
   Use the peak marker function to determine the maximum power level in any 100 kHz band segment within the fundamental emission bandwidth (EBW).
3. Repeat the above procedures until all default test channels (low, middle, and high) have been measured.

Unless otherwise stated the results shown in this test report refer only to the sample(s) tested and such sample(s) are retained for 90 days only.
除非另有說明，此報告結果僅對測試之樣品負責，同時此樣品僅保留90天。本報告未經本公司書面許可，不可部份複製。
This document is issued by the Company subject to its General Conditions of Service printed overleaf, available on request or accessible at http://www.sgs.com.tw/Terms-and-Conditions and for electronic format documents, subject to Terms and Conditions for Electronic Documents at http://www.sgs.com.tw/Terms-and-Conditions. Attention is drawn to the limitation of liability, indemnification and jurisdiction issues defined therein. Any holder of this document is advised that information contained hereon reflects the Company's findings at the time of its intervention only and within the limits of Client's instructions, if any. The Company's sole responsibility is to its Client and this document does not exonerate parties to a transaction from exercising all their rights and obligations under the transaction documents. This document cannot be reproduced except in full, without prior written approval of the Company. Any unauthorized alteration, forgery or falsification of the content or appearance of this document is unlawful and offenders may be prosecuted to the fullest extent of the law.

6.5 Unwanted Emissions

For Measurements From 9 kHz To 30 MHz
Radiated emission below 30MHz is measured in a 9m*6m*6m semi-anechoic chamber, the measurements correspond to those obtained at an open-field test site.
There is a comparison data of both open-field test site and semi-Anechoic chamber, and the result came out very similar.

Radiated Emission Test Set-Up, Frequency Below 30MHz.

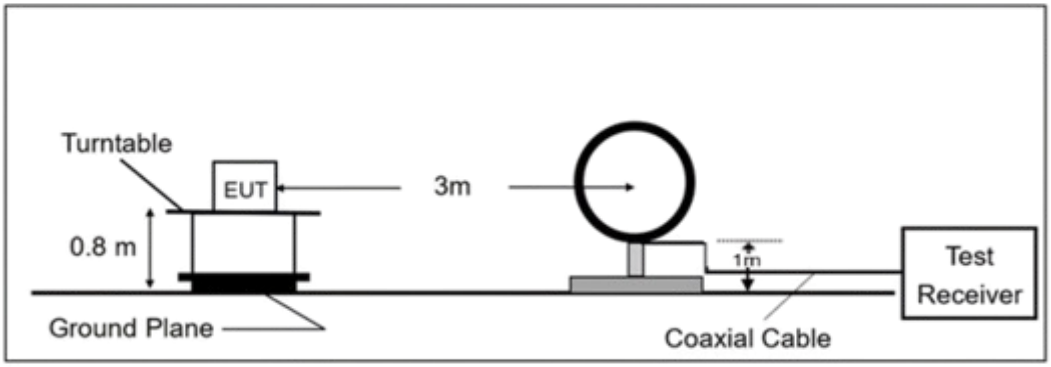

Radiated Emission Test Set-Up, Frequency From 30MHz to 1000MHz.

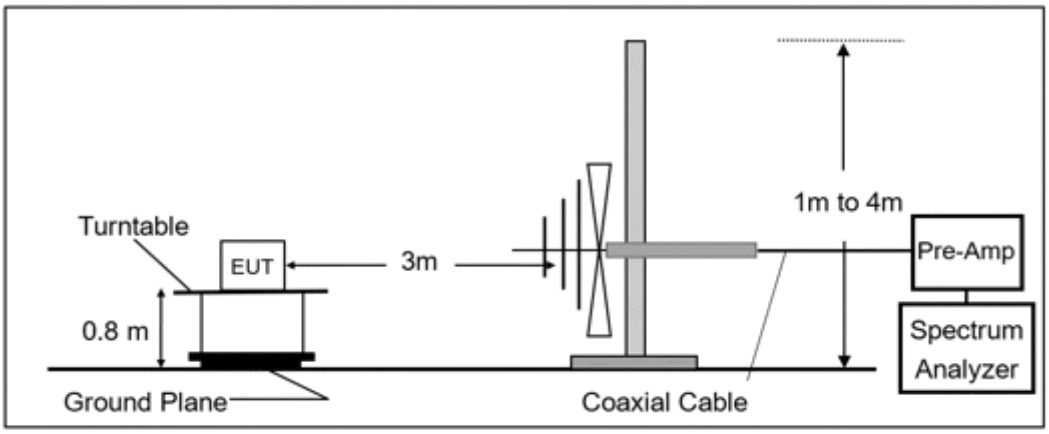

Radiated Emission Test Set-Up, Frequency Above 1GHz.

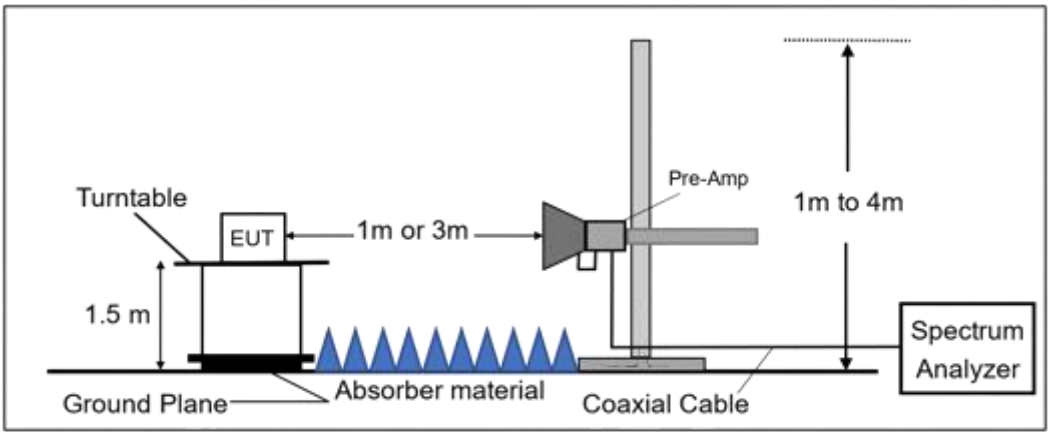

Unless otherwise stated the results shown in this test report refer only to the sample(s) tested and such sample(s) are retained for 90 days only.
除非另有說明，此報告結果僅對測試之樣品負責，同時此樣品僅保留90天。本報告未經本公司書面許可，不可部份複製。
This document is issued by the Company subject to its General Conditions of Service printed overleaf, available on request or accessible at http://www.sgs.com.tw/Terms-and-Conditions and for electronic format documents, subject to Terms and Conditions for Electronic Documents at http://www.sgs.com.tw/Terms-and-Conditions. Attention is drawn to the limitation of liability, indemnification and jurisdiction issues defined therein. Any holder of this document is advised that information contained hereon reflects the Company's findings at the time of its intervention only and within the limits of Client's instructions, if any. The Company's sole responsibility is to its Client and this document does not exonerate parties to a transaction from exercising all their rights and obligations under the transaction documents. This document cannot be reproduced except in full, without prior written approval of the Company. Any unauthorized alteration, forgery or falsification of the content or appearance of this document is unlawful and offenders may be prosecuted to the fullest extent of the law.

1. The testing was performed in accordance with the applicable radiated emission measurement procedure.
2. The EUT was placed on a turntable at a height of 0.8 m for frequencies below 1 GHz and 1.5 m for frequencies above 1 GHz.
3. The turntable was rotated 360 degrees to determine the position of the maximum emission level.
4. The EUT was positioned 3 meters away from the receiving antenna, which was varied in height from 1 m to 4 m to locate the highest emissions.
5. The spectrum analyzer was set with RBW = 100 kHz and VBW = 300 kHz, using a Peak detector for frequencies between 30 MHz and 1 GHz.
6. A receiver mode with RBW = 120 kHz was used for Quasi-Peak (QP) measurements between 30 MHz and 1 GHz.
7. For frequencies above 1 GHz, the spectrum analyzer was set with RBW = 1 MHz, VBW = 3 MHz, and Detector = Peak for maximum emission measurements.
8. Set the spectrum analyzer as RBW=1 MHz, VBW=3 MHz, Detector= RMS correction factor is [10 log (1 / D)] for Average Emission measurements at frequency above 1 GHz when D ≥ 98%. If a specific emission is demonstrated to be continuous (D ≥ 98%) rather than turning ON and OFF with the transmit cycle, then no duty cycle correction is required for that emission, where D is the duty cycle.
9. Set the spectrum analyzer as RBW=1 MHz, VBW ≥ 1/T, Detector= Peak when D < 98% for Average Emission Measurements at frequency above 1 GHz.
10. The average value of pulsed emissions is determined using the duty cycle correction method, applying a correction factor of $20 \times \log_{10}$ (Ton / 100 ms).
11. When measuring radiated emissions above 1 GHz, the receiving antenna was maintained within the "cone of radiation" and pointed at the emission source in both azimuth and elevation, with polarization oriented for maximum response, ensuring it remained within the 3 dB illumination beamwidth of the measurement antenna.
12. The six highest emissions were fully maximized using the above procedures to ensure EUT compliance.
13. Each emission was further maximized by changing the receiving antenna polarization between horizontal and vertical.
14. Repeat the above procedures until all default test channels (low, middle, and high) are measured.

Note: Emissions from 9 kHz to 30 MHz were pre-scanned and found to be at least 20 dB below the applicable limits, and are therefore not reported.

Unless otherwise stated the results shown in this test report refer only to the sample(s) tested and such sample(s) are retained for 90 days only.
除非另有說明，此報告結果僅對測試之樣品負責，同時此樣品僅保留90天。本報告未經本公司書面許可，不可部份複製。
This document is issued by the Company subject to its General Conditions of Service printed overleaf, available on request or accessible at http://www.sgs.com.tw/Terms-and-Conditions and for electronic format documents, subject to Terms and Conditions for Electronic Documents at http://www.sgs.com.tw/Terms-and-Conditions. Attention is drawn to the limitation of liability, indemnification and jurisdiction issues defined therein. Any holder of this document is advised that information contained hereon reflects the Company's findings at the time of its intervention only and within the limits of Client's instructions, if any. The Company's sole responsibility is to its Client and this document does not exonerate parties to a transaction from exercising all their rights and obligations under the transaction documents. This document cannot be reproduced except in full, without prior written approval of the Company. Any unauthorized alteration, forgery or falsification of the content or appearance of this document is unlawful and offenders may be prosecuted to the fullest extent of the law.

6.5.1 Field Strength Calculation

The field strength is calculated by adding the antenna factor and cable loss, then subtracting the amplifier gain and any applicable duty cycle correction factor from the measured reading. The basic equation and an example calculation are as follows:

FS = RA + AF + CL – AG

Where:

FS = Field Strength (dBμV/m)
RA = Reading Amplitude (dBμV)
AF = Antenna Factor (dB/m)
CL = Cable Loss (dB)
AG = Amplifier Gain (dB)

The emission limit is expressed in dBμV/m, which corresponds to the logarithmic conversion of 20 × $\log_{10}$ (μV/m).

Unless otherwise stated the results shown in this test report refer only to the sample(s) tested and such sample(s) are retained for 90 days only.
除非另有說明，此報告結果僅對測試之樣品負責，同時此樣品僅保留90天。本報告未經本公司書面許可，不可部份複製。
This document is issued by the Company subject to its General Conditions of Service printed overleaf, available on request or accessible at http://www.sgs.com.tw/Terms-and-Conditions and for electronic format documents, subject to Terms and Conditions for Electronic Documents at http://www.sgs.com.tw/Terms-and-Conditions. Attention is drawn to the limitation of liability, indemnification and jurisdiction issues defined therein. Any holder of this document is advised that information contained hereon reflects the Company's findings at the time of its intervention only and within the limits of Client's instructions, if any. The Company's sole responsibility is to its Client and this document does not exonerate parties to a transaction from exercising all their rights and obligations under the transaction documents. This document cannot be reproduced except in full, without prior written approval of the Company. Any unauthorized alteration, forgery or falsification of the content or appearance of this document is unlawful and offenders may be prosecuted to the fullest extent of the law.

6.6 AC Power Line Conducted Emission

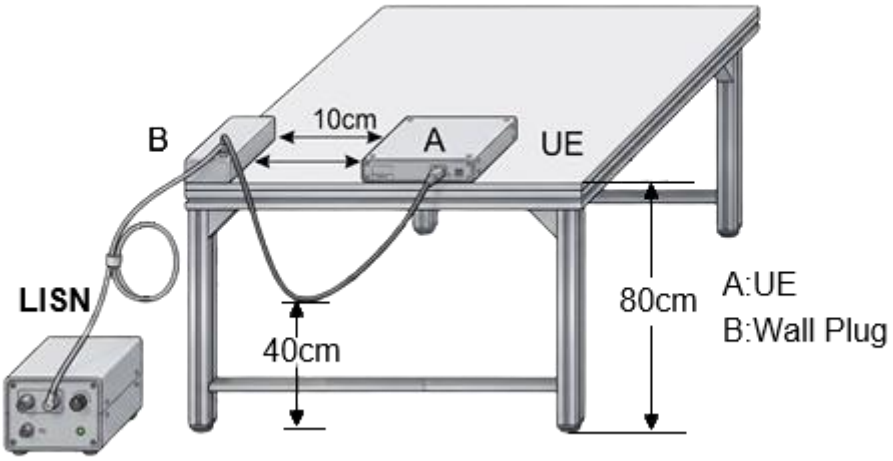

1. The conducted emission tests were performed at the designated test site using a setup in accordance with ANSI_C63.10
2. The EUT was placed on a non-conductive table that is 0.8 meters above the ground plane. Conducted emissions were measured in the frequency range from 0.15 MHz to 30 MHz using CISPR Quasi-Peak and Average detector modes. The two LISNs provided 50 μH / 50 ohm coupling impedance for the measuring instrument. Both lines of the power mains connected to the EUT were checked for maximum conducted interference.
3. The AC/DC power adaptor of the EUT was connected to the LISN. The EUT was positioned flush with the rear edge of the table, with a minimum 0.4-meter distance from the shielding wall.
4. The LISNs were connected to the power source and configured according to the test requirements.
5. The maximum emission levels were investigated for each mode of operation. The six highest emissions were further maximized to ensure compliance.
6. The above procedures were repeated for all power supply configurations of the EUT.

Unless otherwise stated the results shown in this test report refer only to the sample(s) tested and such sample(s) are retained for 90 days only.
除非另有說明，此報告結果僅對測試之樣品負責，同時此樣品僅保留90天。本報告未經本公司書面許可，不可部份複製。
This document is issued by the Company subject to its General Conditions of Service printed overleaf, available on request or accessible at http://www.sgs.com.tw/Terms-and-Conditions and for electronic format documents, subject to Terms and Conditions for Electronic Documents at http://www.sgs.com.tw/Terms-and-Conditions. Attention is drawn to the limitation of liability, indemnification and jurisdiction issues defined therein. Any holder of this document is advised that information contained hereon reflects the Company's findings at the time of its intervention only and within the limits of Client's instructions, if any. The Company's sole responsibility is to its Client and this document does not exonerate parties to a transaction from exercising all their rights and obligations under the transaction documents. This document cannot be reproduced except in full, without prior written approval of the Company. Any unauthorized alteration, forgery or falsification of the content or appearance of this document is unlawful and offenders may be prosecuted to the fullest extent of the law.

7 TEST RESULTS

7.1 Emission Bandwidth

7.1.1 6dB BW measurements

BLE 1M mode

Frequency (MHz)	6dB BW (MHz)	Required BW (MHz)	Result
2402	0.6726	≧ 0.5	PASS
2442	0.6733	≧ 0.5	PASS
2480	0.6664	≧ 0.5	PASS

BLE 2M mode

Frequency (MHz)	6dB BW (MHz)	Required BW (MHz)	Result
2402	1.134	≧ 0.5	PASS
2442	1.143	≧ 0.5	PASS
2480	1.137	≧ 0.5	PASS

Unless otherwise stated the results shown in this test report refer only to the sample(s) tested and such sample(s) are retained for 90 days only.
除非另有說明，此報告結果僅對測試之樣品負責，同時此樣品僅保留90天。本報告未經本公司書面許可，不可部份複製。
This document is issued by the Company subject to its General Conditions of Service printed overleaf, available on request or accessible at http://www.sgs.com.tw/Terms-and-Conditions and for electronic format documents, subject to Terms and Conditions for Electronic Documents at http://www.sgs.com.tw/Terms-and-Conditions. Attention is drawn to the limitation of liability, indemnification and jurisdiction issues defined therein. Any holder of this document is advised that information contained hereon reflects the Company's findings at the time of its intervention only and within the limits of Client's instructions, if any. The Company's sole responsibility is to its Client and this document does not exonerate parties to a transaction from exercising all their rights and obligations under the transaction documents. This document cannot be reproduced except in full, without prior written approval of the Company. Any unauthorized alteration, forgery or falsification of the content or appearance of this document is unlawful and offenders may be prosecuted to the fullest extent of the law.

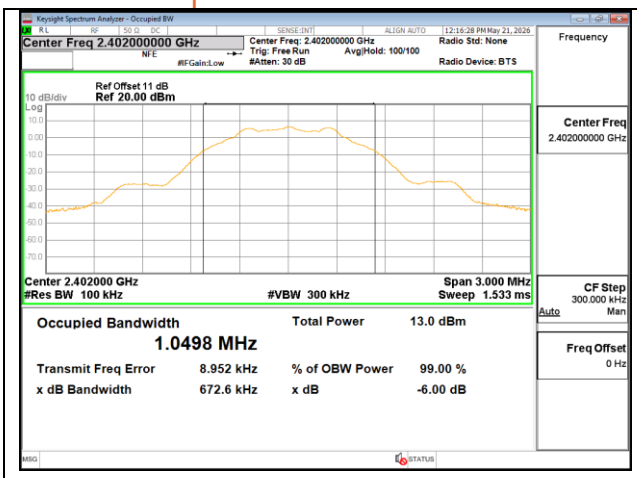

OBW_BLE 1M_LowCH00-2402MHz

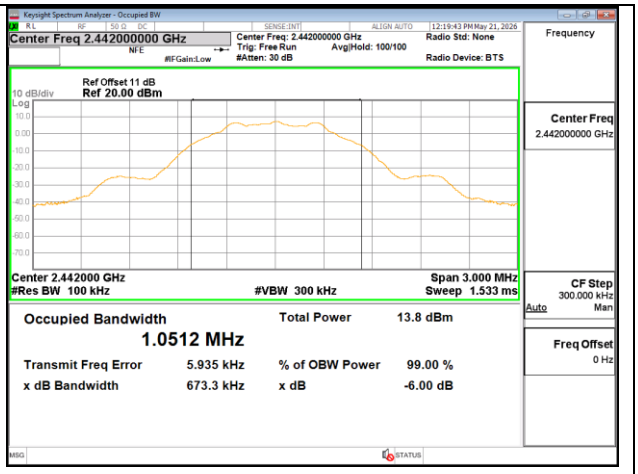

OBW_BLE 1M_MidCH20-2442MHz

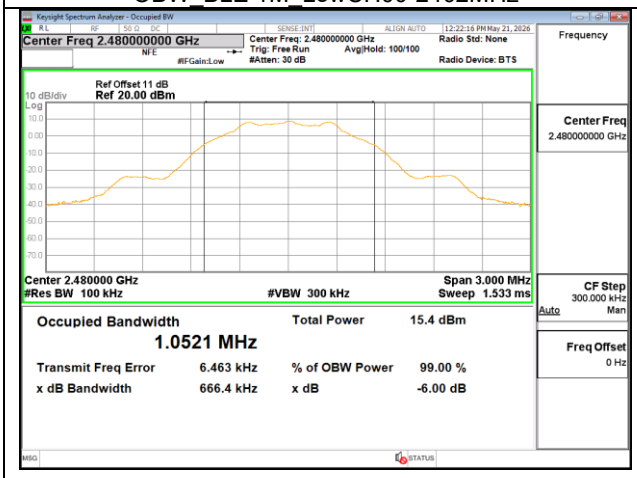

OBW_BLE 1M_HighCH39-2480MHz

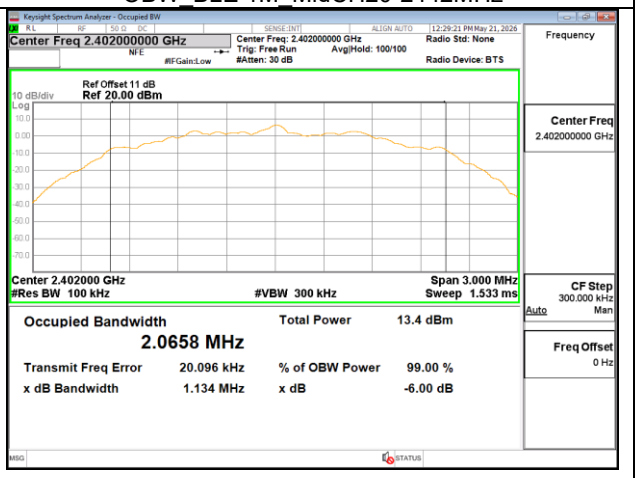

OBW_BLE 2M_LowCH00-2402MHz

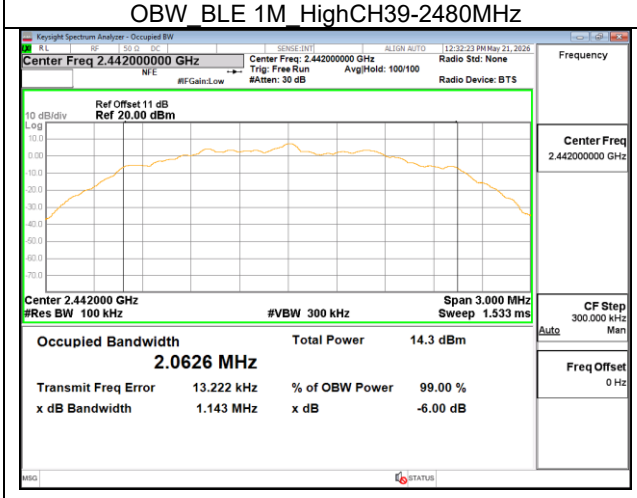

OBW_BLE 2M_MidCH20-2442MHz

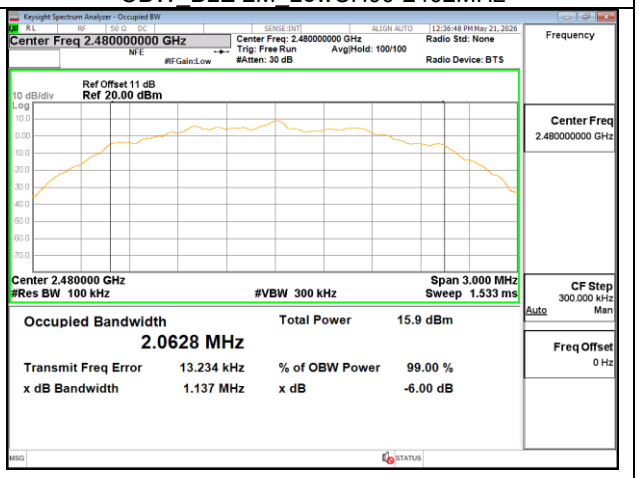

OBW_BLE 2M_HighCH39-2480MHz

Unless otherwise stated the results shown in this test report refer only to the sample(s) tested and such sample(s) are retained for 90 days only.
除非另有說明，此報告結果僅對測試之樣品負責，同時此樣品僅保留90天。本報告未經本公司書面許可，不可部份複製。
This document is issued by the Company subject to its General Conditions of Service printed overleaf, available on request or accessible at http://www.sgs.com.tw/Terms-and-Conditions and for electronic format documents, subject to Terms and Conditions for Electronic Documents at http://www.sgs.com.tw/Terms-and-Conditions. Attention is drawn to the limitation of liability, indemnification and jurisdiction issues defined therein. Any holder of this document is advised that information contained hereon reflects the Company's findings at the time of its intervention only and within the limits of Client's instructions, if any. The Company's sole responsibility is to its Client and this document does not exonerate parties to a transaction from exercising all their rights and obligations under the transaction documents. This document cannot be reproduced except in full, without prior written approval of the Company. Any unauthorized alteration, forgery or falsification of the content or appearance of this document is unlawful and offenders may be prosecuted to the fullest extent of the law.

7.1.2 99% Bandwidth

BLE 1M mode

Frequency (MHz)	99%Bandwidth (MHz)
2402	1.0252
2442	1.0264
2480	1.0265

BLE 2M mode

Frequency (MHz)	99%Bandwidth (MHz)
2402	2.0573
2442	2.0547
2480	2.0549

Unless otherwise stated the results shown in this test report refer only to the sample(s) tested and such sample(s) are retained for 90 days only.
除非另有說明，此報告結果僅對測試之樣品負責，同時此樣品僅保留90天。本報告未經本公司書面許可，不可部份複製。
This document is issued by the Company subject to its General Conditions of Service printed overleaf, available on request or accessible at http://www.sgs.com.tw/Terms-and-Conditions and for electronic format documents, subject to Terms and Conditions for Electronic Documents at http://www.sgs.com.tw/Terms-and-Conditions. Attention is drawn to the limitation of liability, indemnification and jurisdiction issues defined therein. Any holder of this document is advised that information contained hereon reflects the Company's findings at the time of its intervention only and within the limits of Client's instructions, if any. The Company's sole responsibility is to its Client and this document does not exonerate parties to a transaction from exercising all their rights and obligations under the transaction documents. This document cannot be reproduced except in full, without prior written approval of the Company. Any unauthorized alteration, forgery or falsification of the content or appearance of this document is unlawful and offenders may be prosecuted to the fullest extent of the law.

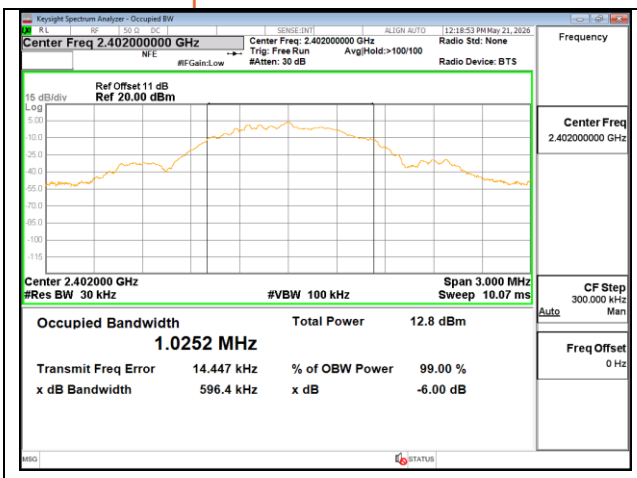

IC OBW_BLE 1M_LowCH00-2402MHz

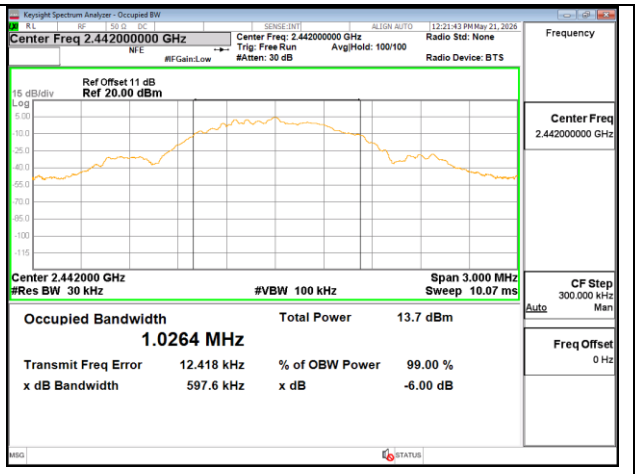

IC OBW_BLE 1M_MidCH20-2442MHz

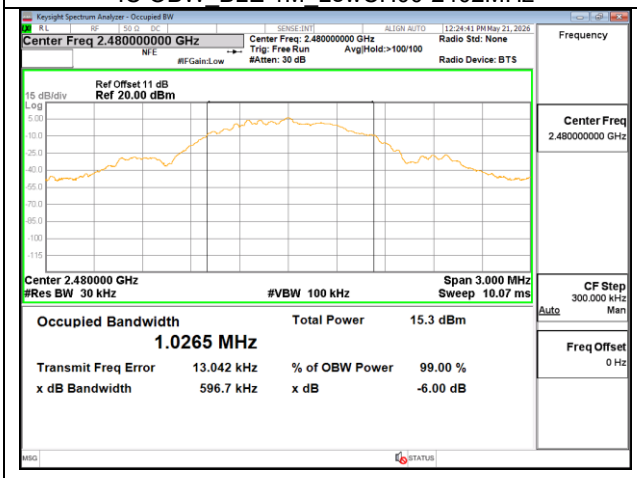

IC OBW_BLE 1M_HighCH39-2480MHz

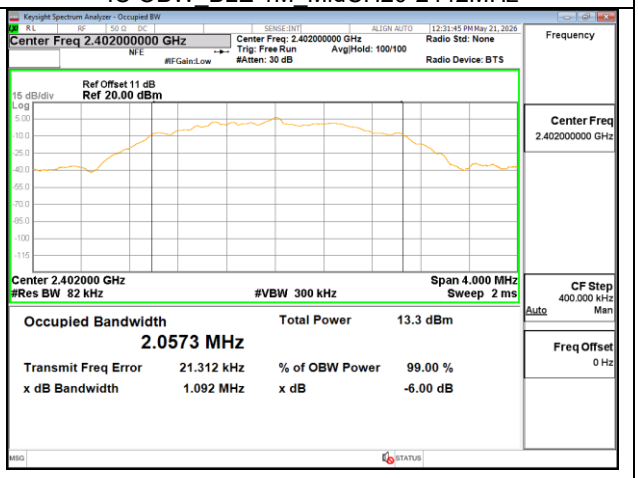

IC OBW_BLE 2M_LowCH00-2402MHz

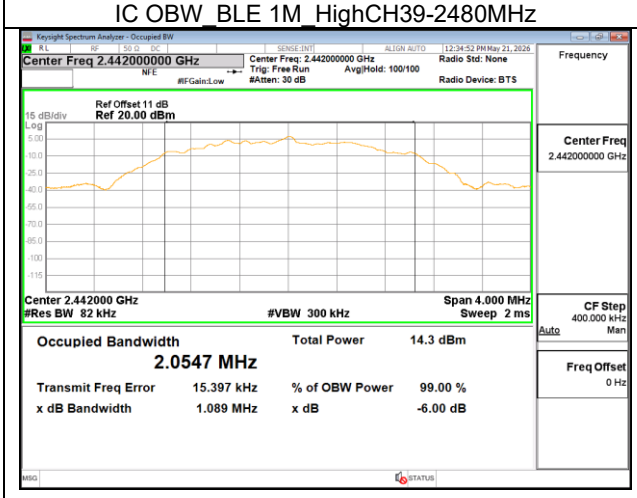

IC OBW_BLE 2M_MidCH20-2442MHz

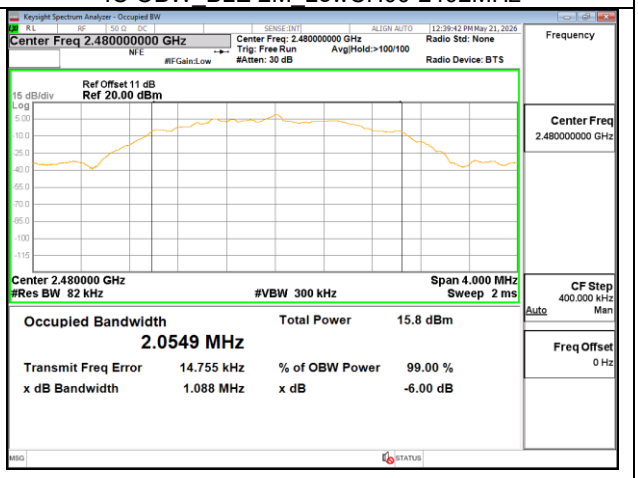

IC OBW_BLE 2M_HighCH39-2480MHz

Unless otherwise stated the results shown in this test report refer only to the sample(s) tested and such sample(s) are retained for 90 days only.
除非另有說明，此報告結果僅對測試之樣品負責，同時此樣品僅保留90天。本報告未經本公司書面許可，不可部份複製。
This document is issued by the Company subject to its General Conditions of Service printed overleaf, available on request or accessible at http://www.sgs.com.tw/Terms-and-Conditions and for electronic format documents, subject to Terms and Conditions for Electronic Documents at http://www.sgs.com.tw/Terms-and-Conditions. Attention is drawn to the limitation of liability, indemnification and jurisdiction issues defined therein. Any holder of this document is advised that information contained hereon reflects the Company's findings at the time of its intervention only and within the limits of Client's instructions, if any. The Company's sole responsibility is to its Client and this document does not exonerate parties to a transaction from exercising all their rights and obligations under the transaction documents. This document cannot be reproduced except in full, without prior written approval of the Company. Any unauthorized alteration, forgery or falsification of the content or appearance of this document is unlawful and offenders may be prosecuted to the fullest extent of the law.

7.2 Duty Factor

Mode	Duty Cycle (%) = Ton / (Ton+Toff)	Duty Factor (dB) =10*log (1/Duty Cycle)	1/T (kHz)	VBW setting (kHz)
BLE 1M	62.40	2.05	2.56	3.00
BLE 2M	33.60	4.74	4.76	5.00

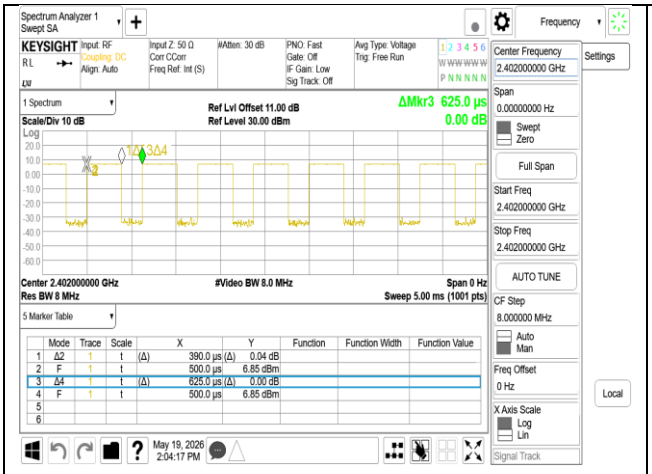

BLE_1M_LowCH00-2402

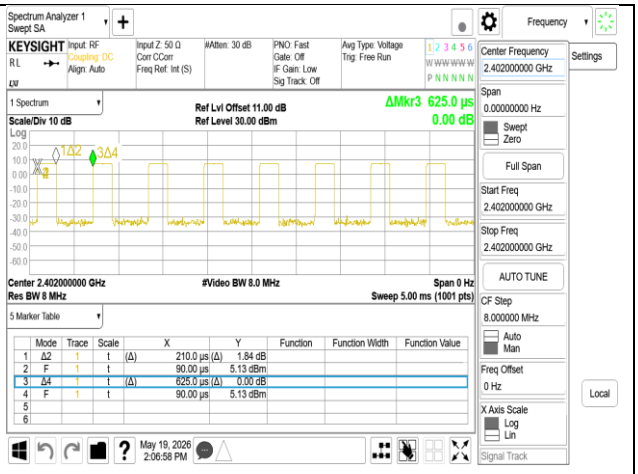

BLE_2M_LowCH00-2402

Unless otherwise stated the results shown in this test report refer only to the sample(s) tested and such sample(s) are retained for 90 days only.
除非另有說明，此報告結果僅對測試之樣品負責，同時此樣品僅保留90天。本報告未經本公司書面許可，不可部份複製。
This document is issued by the Company subject to its General Conditions of Service printed overleaf, available on request or accessible at http://www.sgs.com.tw/Terms-and-Conditions and for electronic format documents, subject to Terms and Conditions for Electronic Documents at http://www.sgs.com.tw/Terms-and-Conditions. Attention is drawn to the limitation of liability, indemnification and jurisdiction issues defined therein. Any holder of this document is advised that information contained hereon reflects the Company's findings at the time of its intervention only and within the limits of Client's instructions, if any. The Company's sole responsibility is to its Client and this document does not exonerate parties to a transaction from exercising all their rights and obligations under the transaction documents. This document cannot be reproduced except in full, without prior written approval of the Company. Any unauthorized alteration, forgery or falsification of the content or appearance of this document is unlawful and offenders may be prosecuted to the fullest extent of the law.

7.3 Maximum Output Power

7.3.1 Peak & Avg

BLE 1M mode:

CH	Frequency (MHz)	Power Setting	Peak Output Power (dBm)	Required Limit (dBm)
0	2402	default	7.13	30
20	2442	default	8.02	30
39	2480	default	**9.51**	30
CH	**Frequency (MHz)**	**Power Setting**	**Avg. Output Power (dBm)**	**Required Limit (dBm)**
0	2402	default	6.86	30
20	2442	default	7.84	30
39	2480	default	9.37	30

Note:

1.Measured by power meter, path loss 11 dB + Duty cycle factor has been offseted to the power meter for Avg. power and path loss has been offseted for Peak power measurement.

BLE 2M mode:

CH	Frequency (MHz)	Power Setting	Peak Output Power (dBm)	Required Limit (dBm)
0	2402	default	7.35	30
20	2442	default	8.24	30
39	2480	default	**9.80**	30
CH	**Frequency (MHz)**	**Power Setting**	**Avg. Output Power (dBm)**	**Required Limit (dBm)**
0	2402	default	6.77	30
20	2442	default	7.76	30
39	2480	default	9.30	30

Note:

1.Measured by power meter, path loss 11 dB + Duty cycle factor has been offseted to the power meter for Avg. power and path loss has been offseted for Peak power measurement.

Unless otherwise stated the results shown in this test report refer only to the sample(s) tested and such sample(s) are retained for 90 days only.
除非另有說明，此報告結果僅對測試之樣品負責，同時此樣品僅保留90天。本報告未經本公司書面許可，不可部份複製。
This document is issued by the Company subject to its General Conditions of Service printed overleaf, available on request or accessible at http://www.sgs.com.tw/Terms-and-Conditions and for electronic format documents, subject to Terms and Conditions for Electronic Documents at http://www.sgs.com.tw/Terms-and-Conditions. Attention is drawn to the limitation of liability, indemnification and jurisdiction issues defined therein. Any holder of this document is advised that information contained hereon reflects the Company's findings at the time of its intervention only and within the limits of Client's instructions, if any. The Company's sole responsibility is to its Client and this document does not exonerate parties to a transaction from exercising all their rights and obligations under the transaction documents. This document cannot be reproduced except in full, without prior written approval of the Company. Any unauthorized alteration, forgery or falsification of the content or appearance of this document is unlawful and offenders may be prosecuted to the fullest extent of the law.

7.4 Maximum Power Spectral Density

BLE 1M mode

Frequency (MHz)	RF Power Density (dBm/3kHz)	Maximum Limit (dBm/3kHz)	Result
2402	-8.33	8	PASS
2442	-7.49	8	PASS
2480	-5.89	8	PASS

***Note:**

1.path loss as 11 dB that offsets in the spectrum

BLE 2M mode

Frequency (MHz)	RF Power Density (dBm/3kHz)	Maximum Limit (dBm/3kHz)	Result
2402	-11.99	8	PASS
2442	-10.99	8	PASS
2480	-9.51	8	PASS

***Note:**

1.path loss as 11 dB that offsets in the spectrum

Unless otherwise stated the results shown in this test report refer only to the sample(s) tested and such sample(s) are retained for 90 days only.
除非另有說明，此報告結果僅對測試之樣品負責，同時此樣品僅保留90天。本報告未經本公司書面許可，不可部份複製。
This document is issued by the Company subject to its General Conditions of Service printed overleaf, available on request or accessible at http://www.sgs.com.tw/Terms-and-Conditions and for electronic format documents, subject to Terms and Conditions for Electronic Documents at http://www.sgs.com.tw/Terms-and-Conditions. Attention is drawn to the limitation of liability, indemnification and jurisdiction issues defined therein. Any holder of this document is advised that information contained hereon reflects the Company's findings at the time of its intervention only and within the limits of Client's instructions, if any. The Company's sole responsibility is to its Client and this document does not exonerate parties to a transaction from exercising all their rights and obligations under the transaction documents. This document cannot be reproduced except in full, without prior written approval of the Company. Any unauthorized alteration, forgery or falsification of the content or appearance of this document is unlawful and offenders may be prosecuted to the fullest extent of the law.

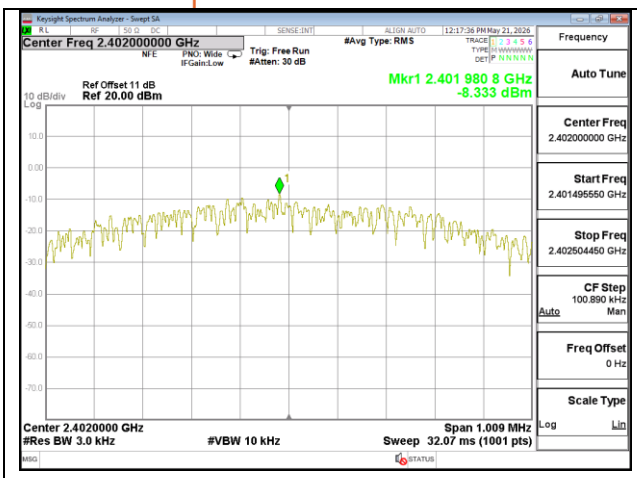

PSD_BLE 1M_LowCH00-2402MHz

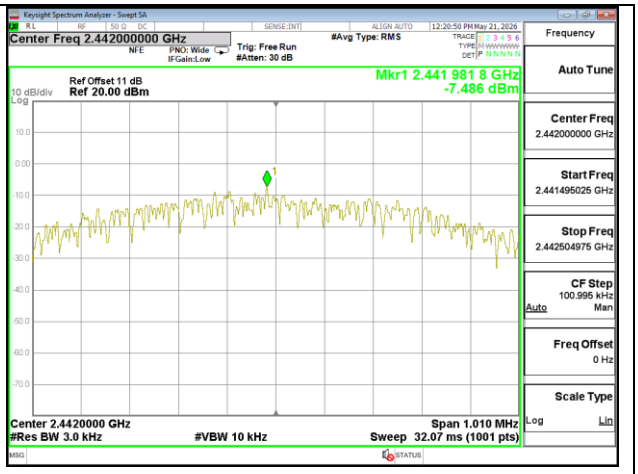

PSD_BLE 1M_MidCH20-2442MHz

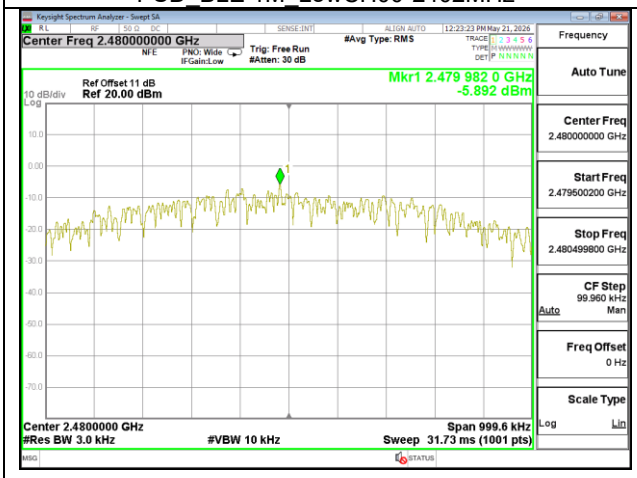

PSD_BLE 1M_HighCH39-2480MHz

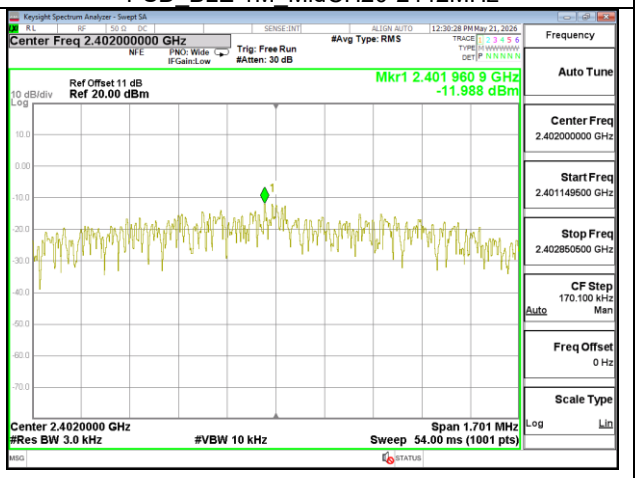

PSD_BLE 2M_LowCH00-2402MHz

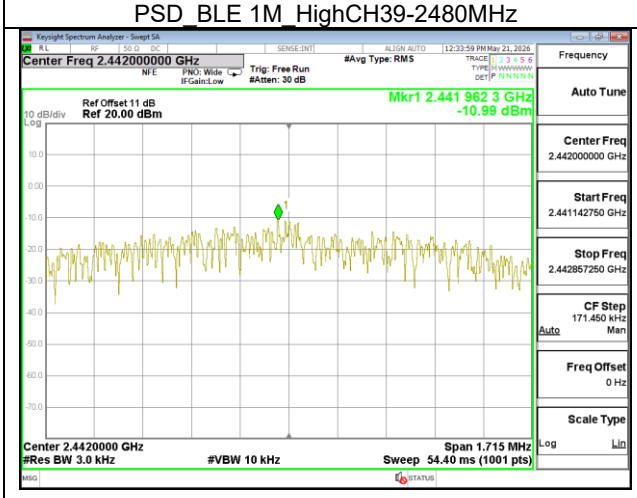

PSD_BLE 2M_MidCH20-2442MHz

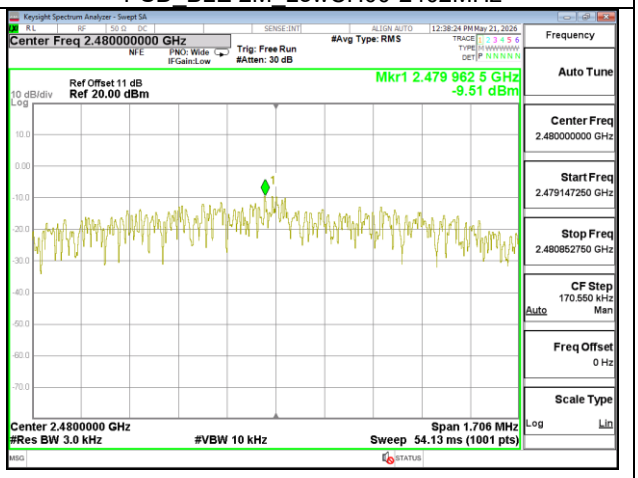

PSD_BLE 2M_HighCH39-2480MHz

Unless otherwise stated the results shown in this test report refer only to the sample(s) tested and such sample(s) are retained for 90 days only.
除非另有說明，此報告結果僅對測試之樣品負責，同時此樣品僅保留90天。本報告未經本公司書面許可，不可部份複製。
This document is issued by the Company subject to its General Conditions of Service printed overleaf, available on request or accessible at http://www.sgs.com.tw/Terms-and-Conditions and for electronic format documents, subject to Terms and Conditions for Electronic Documents at http://www.sgs.com.tw/Terms-and-Conditions. Attention is drawn to the limitation of liability, indemnification and jurisdiction issues defined therein. Any holder of this document is advised that information contained hereon reflects the Company's findings at the time of its intervention only and within the limits of Client's instructions, if any. The Company's sole responsibility is to its Client and this document does not exonerate parties to a transaction from exercising all their rights and obligations under the transaction documents. This document cannot be reproduced except in full, without prior written approval of the Company. Any unauthorized alteration, forgery or falsification of the content or appearance of this document is unlawful and offenders may be prosecuted to the fullest extent of the law.

7.5 Out of Band Emission

BLE 1M_Reference Level of Limit

Frequency (MHz)	RF Power Density (dBm)	Reference Level of Limit = PSD - 20dB (dBm)
2402	6.52	-13.48
2442	7.09	-12.91
2480	8.71	-11.29

Note:

1.path loss as 11 dB that offsets in the spectrum

2.Refer to next page for plots.

BLE 2M_Reference Level of Limit

Frequency (MHz)	RF Power Density (dBm)	Reference Level of Limit = PSD - 20dB (dBm)
2402	6.31	-13.69
2442	7.14	-12.86
2480	8.76	-11.24

Note:

1.path loss as 11 dB that offsets in the spectrum

2.Refer to next page for plots.

Unless otherwise stated the results shown in this test report refer only to the sample(s) tested and such sample(s) are retained for 90 days only.
除非另有說明，此報告結果僅對測試之樣品負責，同時此樣品僅保留90天。本報告未經本公司書面許可，不可部份複製。
This document is issued by the Company subject to its General Conditions of Service printed overleaf, available on request or accessible at http://www.sgs.com.tw/Terms-and-Conditions and for electronic format documents, subject to Terms and Conditions for Electronic Documents at http://www.sgs.com.tw/Terms-and-Conditions. Attention is drawn to the limitation of liability, indemnification and jurisdiction issues defined therein. Any holder of this document is advised that information contained hereon reflects the Company's findings at the time of its intervention only and within the limits of Client's instructions, if any. The Company's sole responsibility is to its Client and this document does not exonerate parties to a transaction from exercising all their rights and obligations under the transaction documents. This document cannot be reproduced except in full, without prior written approval of the Company. Any unauthorized alteration, forgery or falsification of the content or appearance of this document is unlawful and offenders may be prosecuted to the fullest extent of the law.

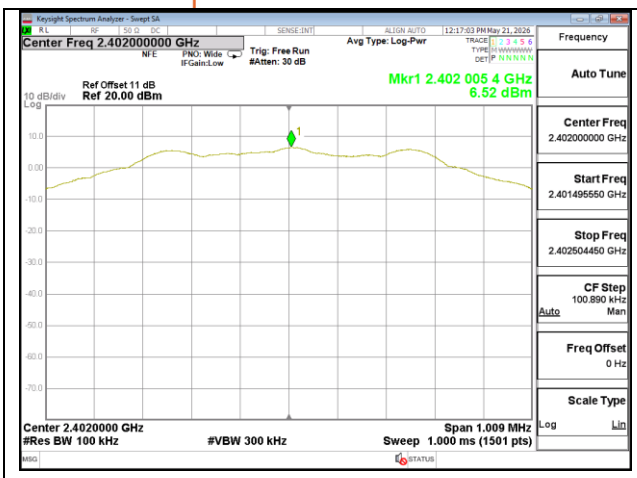

Reference Level_BLE 1M_LowCH00-2402MHz

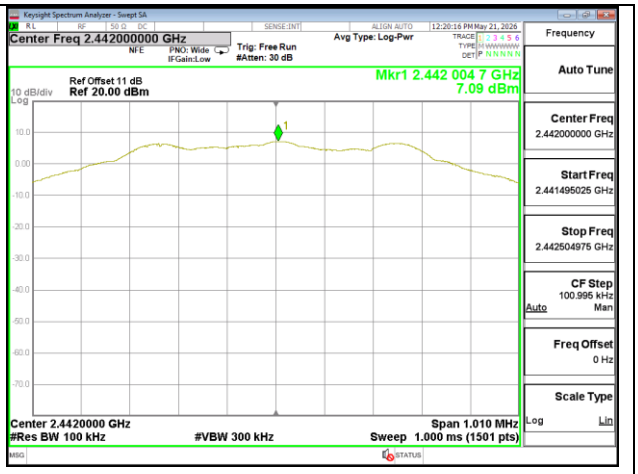

Reference Level_BLE 1M_MidCH20-2442MHz

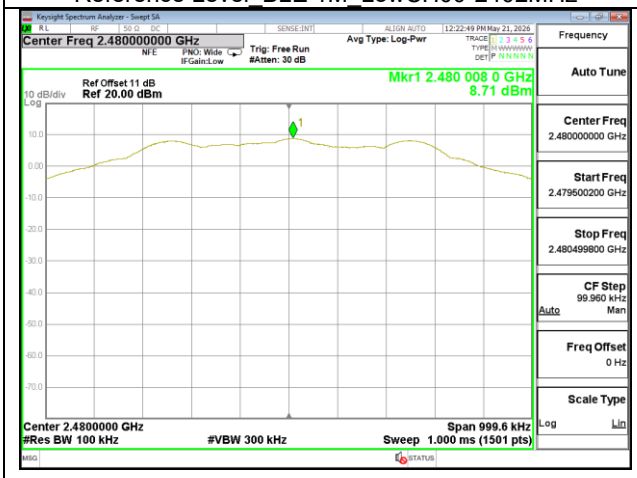

Reference Level_BLE 1M_HighCH39-2480MHz

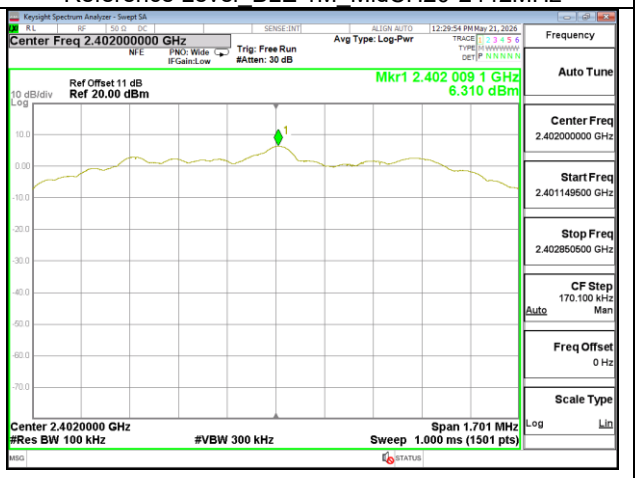

Reference Level_BLE 2M_LowCH00-2402MHz

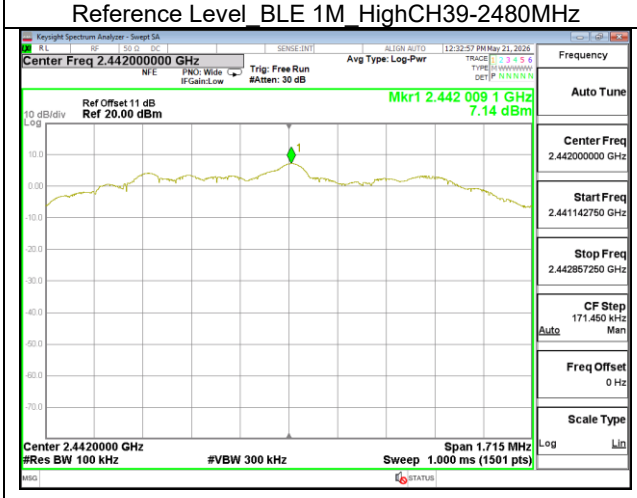

Reference Level_BLE 2M_MidCH20-2442MHz

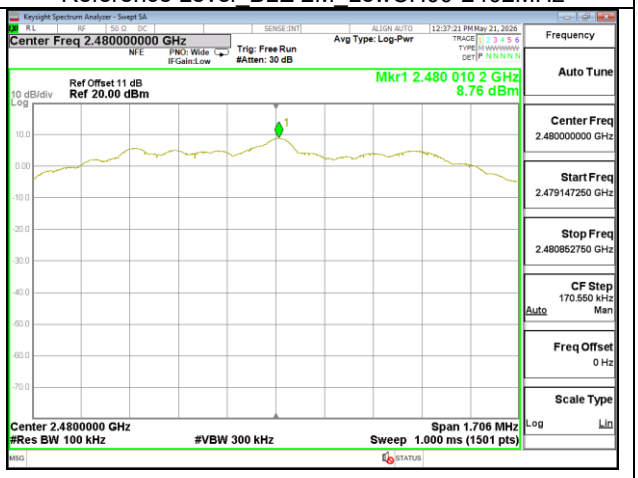

Reference Level_BLE 2M_HighCH39-2480MHz

Unless otherwise stated the results shown in this test report refer only to the sample(s) tested and such sample(s) are retained for 90 days only.
除非另有說明，此報告結果僅對測試之樣品負責，同時此樣品僅保留90天。本報告未經本公司書面許可，不可部份複製。
This document is issued by the Company subject to its General Conditions of Service printed overleaf, available on request or accessible at http://www.sgs.com.tw/Terms-and-Conditions and for electronic format documents, subject to Terms and Conditions for Electronic Documents at http://www.sgs.com.tw/Terms-and-Conditions. Attention is drawn to the limitation of liability, indemnification and jurisdiction issues defined therein. Any holder of this document is advised that information contained hereon reflects the Company's findings at the time of its intervention only and within the limits of Client's instructions, if any. The Company's sole responsibility is to its Client and this document does not exonerate parties to a transaction from exercising all their rights and obligations under the transaction documents. This document cannot be reproduced except in full, without prior written approval of the Company. Any unauthorized alteration, forgery or falsification of the content or appearance of this document is unlawful and offenders may be prosecuted to the fullest extent of the law.

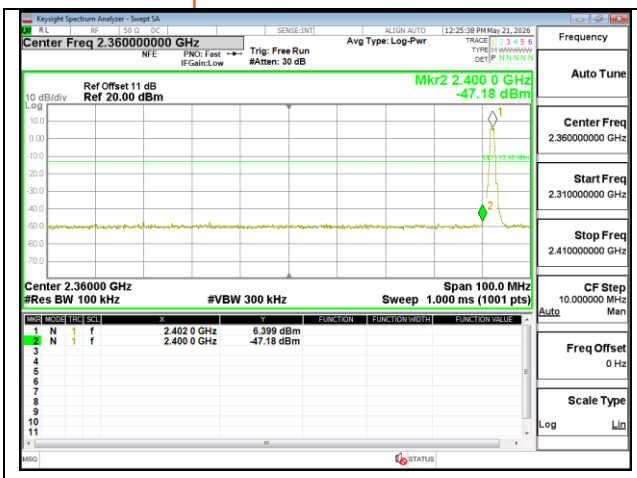

Band Edge_BLE 1M_LowCH00-2402MHz

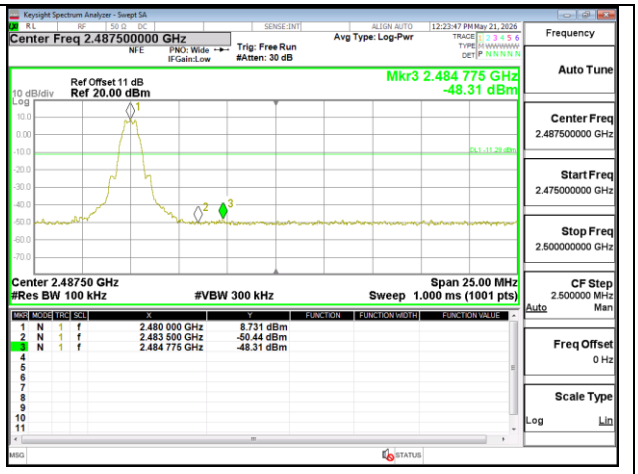

Band Edge_BLE 1M_HighCH39-2480MHz

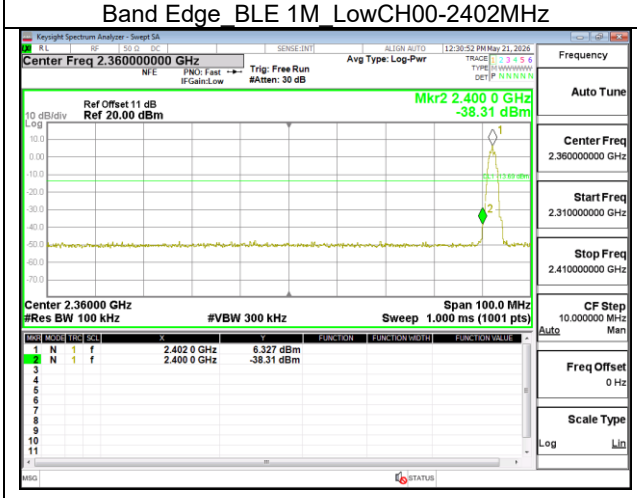

Band Edge_BLE 2M_LowCH00-2402MHz

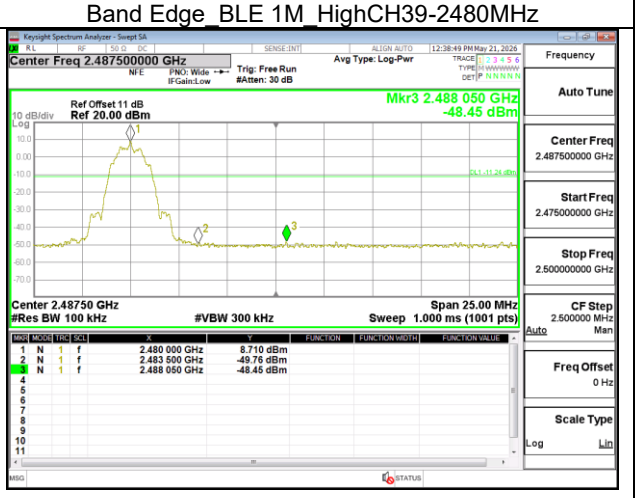

Band Edge_BLE 2M_HighCH39-2480MHz

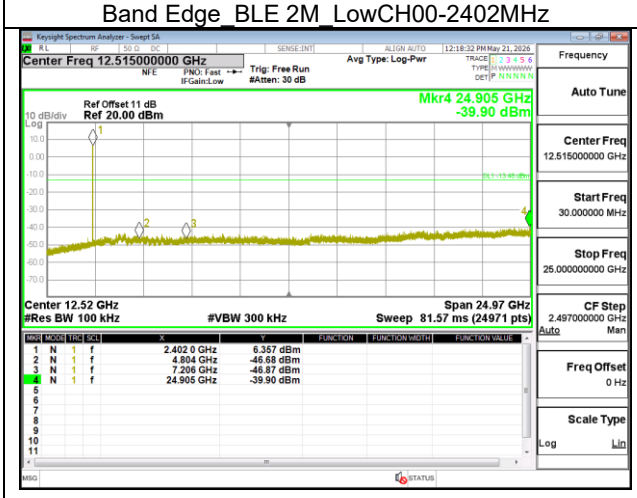

Spurious Emission_BLE 1M_LowCH00-2402MHz

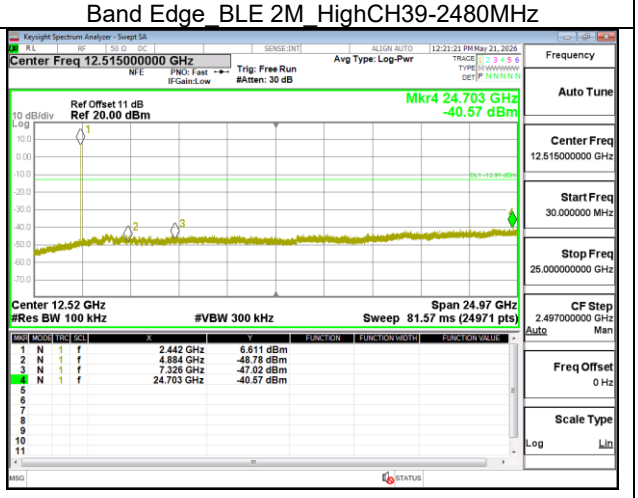

Spurious Emission_BLE 1M_MidCH20-2442MHz

Unless otherwise stated the results shown in this test report refer only to the sample(s) tested and such sample(s) are retained for 90 days only.
除非另有說明，此報告結果僅對測試之樣品負責，同時此樣品僅保留90天。本報告未經本公司書面許可，不可部份複製。
This document is issued by the Company subject to its General Conditions of Service printed overleaf, available on request or accessible at http://www.sgs.com.tw/Terms-and-Conditions and for electronic format documents, subject to Terms and Conditions for Electronic Documents at http://www.sgs.com.tw/Terms-and-Conditions. Attention is drawn to the limitation of liability, indemnification and jurisdiction issues defined therein. Any holder of this document is advised that information contained hereon reflects the Company's findings at the time of its intervention only and within the limits of Client's instructions, if any. The Company's sole responsibility is to its Client and this document does not exonerate parties to a transaction from exercising all their rights and obligations under the transaction documents. This document cannot be reproduced except in full, without prior written approval of the Company. Any unauthorized alteration, forgery or falsification of the content or appearance of this document is unlawful and offenders may be prosecuted to the fullest extent of the law.

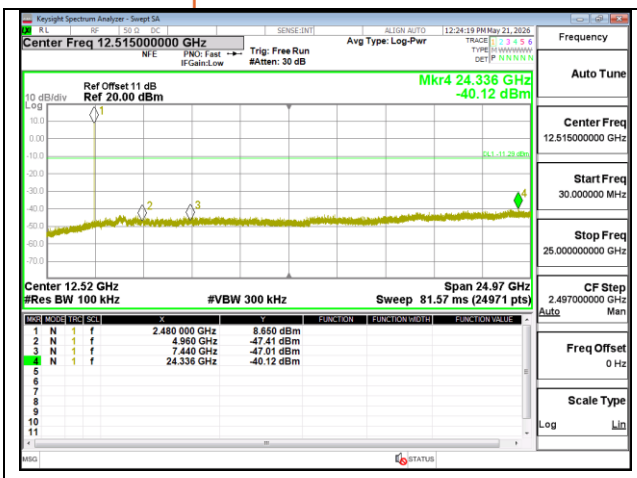

Spurious Emission_BLE 1M_HighCH39-2480MHz

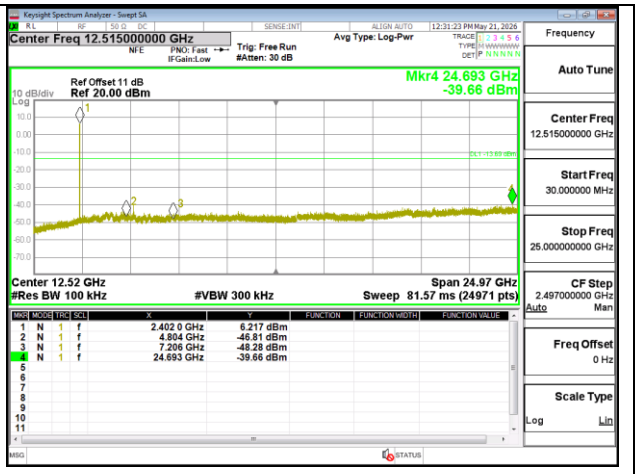

Spurious Emission_BLE 2M_LowCH00-2402MHz

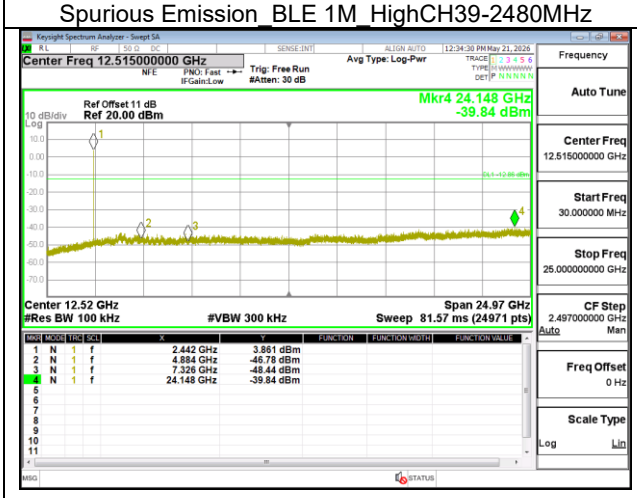

Spurious Emission_BLE 2M_MidCH20-2442MHz

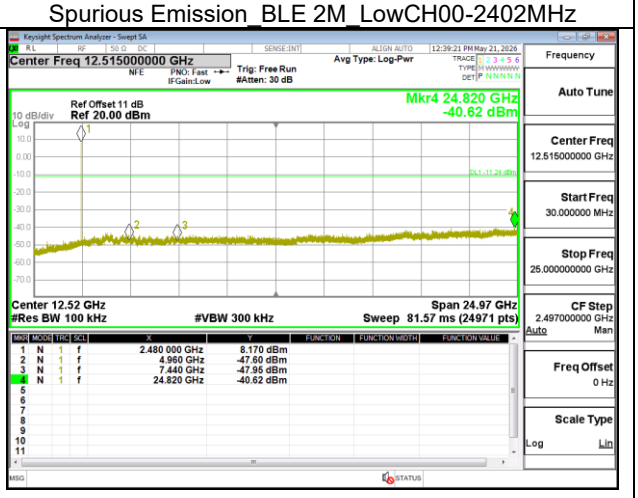

Spurious Emission_BLE 2M_HighCH39-2480MHz

Unless otherwise stated the results shown in this test report refer only to the sample(s) tested and such sample(s) are retained for 90 days only.
除非另有說明，此報告結果僅對測試之樣品負責，同時此樣品僅保留90天。本報告未經本公司書面許可，不可部份複製。
This document is issued by the Company subject to its General Conditions of Service printed overleaf, available on request or accessible at http://www.sgs.com.tw/Terms-and-Conditions and for electronic format documents, subject to Terms and Conditions for Electronic Documents at http://www.sgs.com.tw/Terms-and-Conditions. Attention is drawn to the limitation of liability, indemnification and jurisdiction issues defined therein. Any holder of this document is advised that information contained hereon reflects the Company's findings at the time of its intervention only and within the limits of Client's instructions, if any. The Company's sole responsibility is to its Client and this document does not exonerate parties to a transaction from exercising all their rights and obligations under the transaction documents. This document cannot be reproduced except in full, without prior written approval of the Company. Any unauthorized alteration, forgery or falsification of the content or appearance of this document is unlawful and offenders may be prosecuted to the fullest extent of the law.

7.6 Unwanted Emissions

7.6.1 Radiated Band Edge Measurement Result

Report Number	:TERF2605001552ER	Test Site	:SAC 1
Operation Mode	:BLE 1M	Test Date	:2026-05-21
Test Frequency	:2402 MHz	Temp./Humi.	:23.3℃/58%
Test Mode	:Bandedge	Antenna Pol.	:Vertical
EUT Pol	:E2 Plane	Engineer	:WJ Lin

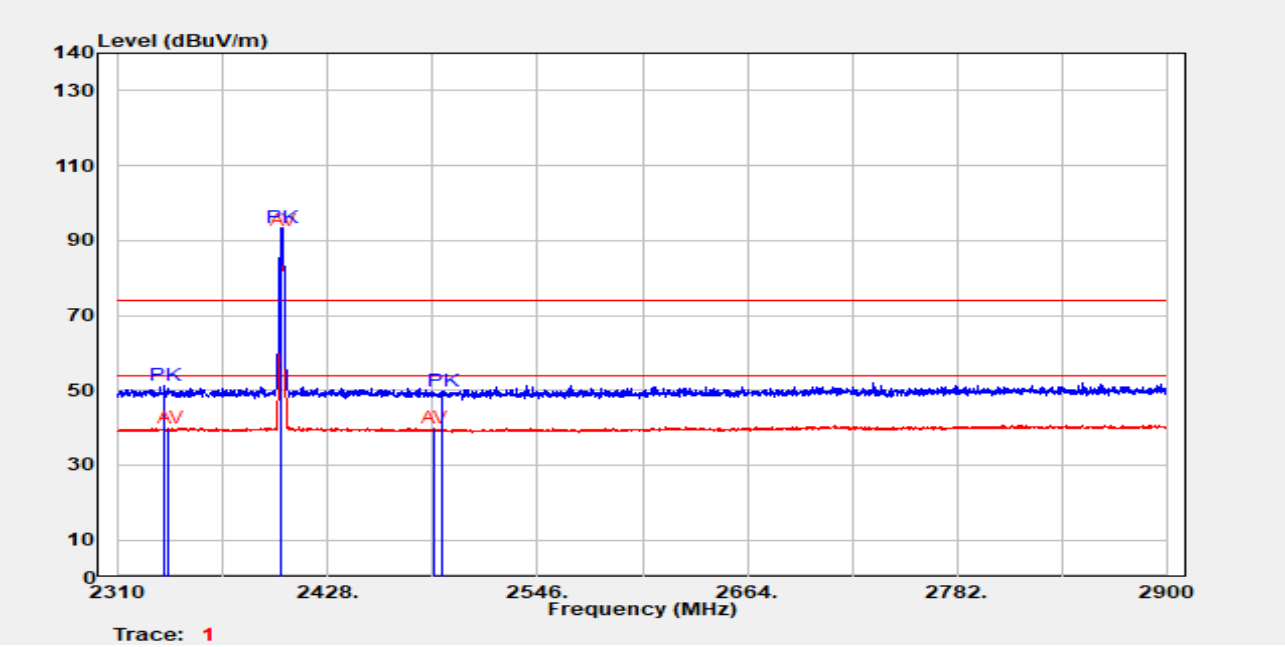

Freq. MHz	Detector Mode PK/QP/AV	Spectrum Reading Level dBμV	Factor dB	Actual FS dBμV/m	Limit @3m dBμV/m	Margin dB
2335.58	Peak	53.27	-2.17	51.10	74.00	-22.90
2338.13	Average	42.10	-2.17	39.93	54.00	-14.07
2401.68	Average	94.66	-2.09	92.57	-	-
2401.68	Peak	95.43	-2.09	93.34	-	-
2487.26	Average	42.19	-2.32	39.87	54.00	-14.13
2491.58	Peak	52.00	-2.38	49.62	74.00	-24.38

Unless otherwise stated the results shown in this test report refer only to the sample(s) tested and such sample(s) are retained for 90 days only.
除非另有說明，此報告結果僅對測試之樣品負責，同時此樣品僅保留90天。本報告未經本公司書面許可，不可部份複製。
This document is issued by the Company subject to its General Conditions of Service printed overleaf, available on request or accessible at http://www.sgs.com.tw/Terms-and-Conditions and for electronic format documents, subject to Terms and Conditions for Electronic Documents at http://www.sgs.com.tw/Terms-and-Conditions. Attention is drawn to the limitation of liability, indemnification and jurisdiction issues defined therein. Any holder of this document is advised that information contained hereon reflects the Company's findings at the time of its intervention only and within the limits of Client's instructions, if any. The Company's sole responsibility is to its Client and this document does not exonerate parties to a transaction from exercising all their rights and obligations under the transaction documents. This document cannot be reproduced except in full, without prior written approval of the Company. Any unauthorized alteration, forgery or falsification of the content or appearance of this document is unlawful and offenders may be prosecuted to the fullest extent of the law.

Report Number	:TERF2605001552ER	Test Site	:SAC 1
Operation Mode	:BLE 1M	Test Date	:2026-05-21
Test Frequency	:2402 MHz	Temp./Humi.	:23.3℃/58%
Test Mode	:Bandedge	Antenna Pol.	:Horizontal
EUT Pol	:E2 Plane	Engineer	:WJ Lin

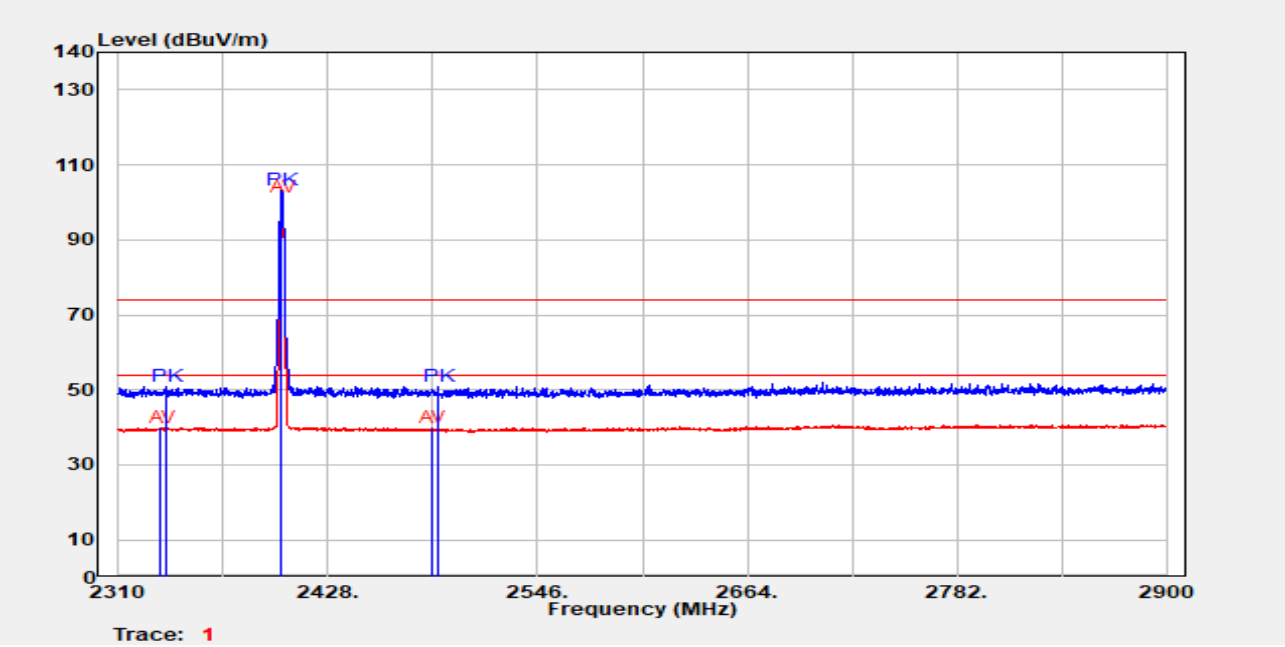

Freq. MHz	Detector Mode PK/QP/AV	Spectrum Reading Level dBμV	Factor dB	Actual FS dBμV/m	Limit @3m dBμV/m	Margin dB
2333.81	Average	42.11	-2.18	39.93	54.00	-14.07
2336.95	Peak	53.08	-2.17	50.91	74.00	-23.09
2401.87	Average	103.52	-2.09	101.43	-	-
2401.87	Peak	105.16	-2.09	103.07	-	-
2486.47	Average	41.99	-2.30	39.69	54.00	-14.31
2489.81	Peak	53.29	-2.35	50.94	74.00	-23.06

Unless otherwise stated the results shown in this test report refer only to the sample(s) tested and such sample(s) are retained for 90 days only.
除非另有說明，此報告結果僅對測試之樣品負責，同時此樣品僅保留90天。本報告未經本公司書面許可，不可部份複製。
This document is issued by the Company subject to its General Conditions of Service printed overleaf, available on request or accessible at http://www.sgs.com.tw/Terms-and-Conditions and for electronic format documents, subject to Terms and Conditions for Electronic Documents at http://www.sgs.com.tw/Terms-and-Conditions. Attention is drawn to the limitation of liability, indemnification and jurisdiction issues defined therein. Any holder of this document is advised that information contained hereon reflects the Company's findings at the time of its intervention only and within the limits of Client's instructions, if any. The Company's sole responsibility is to its Client and this document does not exonerate parties to a transaction from exercising all their rights and obligations under the transaction documents. This document cannot be reproduced except in full, without prior written approval of the Company. Any unauthorized alteration, forgery or falsification of the content or appearance of this document is unlawful and offenders may be prosecuted to the fullest extent of the law.

Report Number	:TERF2605001552ER	Test Site	:SAC 1
Operation Mode	:BLE 1M	Test Date	:2026-05-21
Test Frequency	:2480 MHz	Temp./Humi.	:23.3℃/58%
Test Mode	:Bandedge	Antenna Pol.	:Vertical
EUT Pol	:E2 Plane	Engineer	:WJ Lin

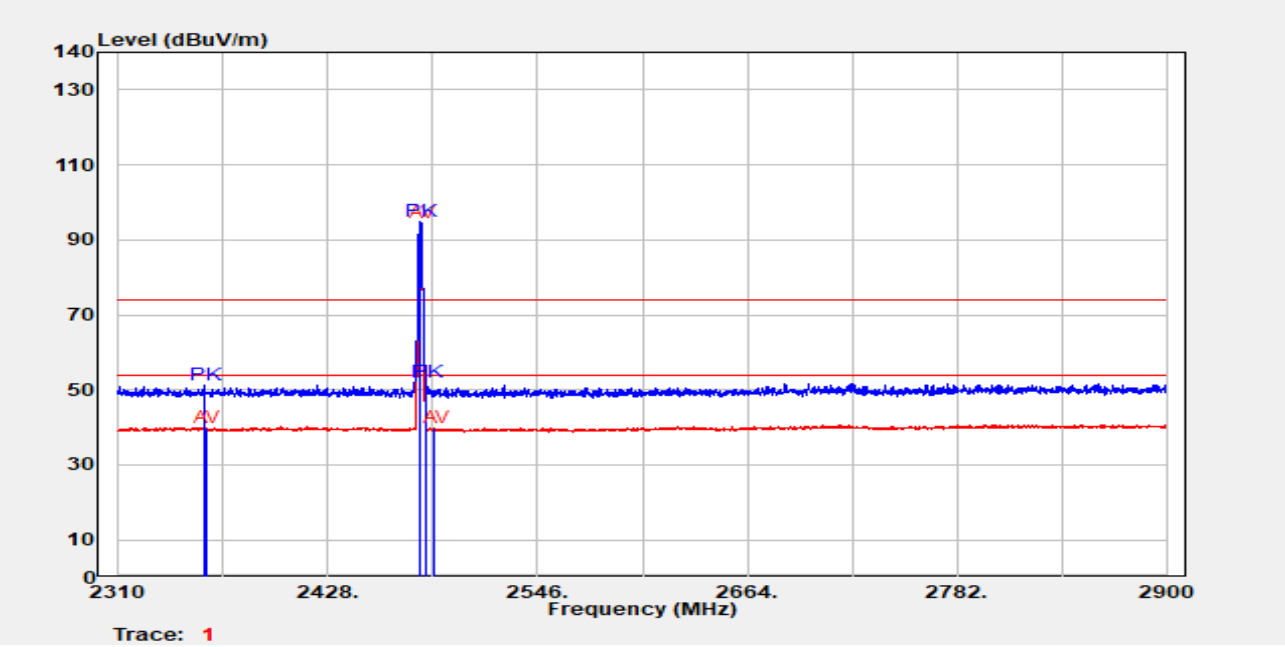

Freq. MHz	Detector Mode PK/QP/AV	Spectrum Reading Level dBμV	Factor dB	Actual FS dBμV/m	Limit @3m dBμV/m	Margin dB
2358.20	Peak	53.35	-2.15	51.20	74.00	-22.80
2359.18	Average	42.11	-2.15	39.96	54.00	-14.04
2479.98	Average	96.59	-2.24	94.35	-	-
2479.98	Peak	96.99	-2.24	94.75	-	-
2483.50	Peak	54.32	-2.28	52.04	74.00	-21.96
2487.85	Average	42.15	-2.33	39.82	54.00	-14.18

Unless otherwise stated the results shown in this test report refer only to the sample(s) tested and such sample(s) are retained for 90 days only.
除非另有說明，此報告結果僅對測試之樣品負責，同時此樣品僅保留90天。本報告未經本公司書面許可，不可部份複製。
This document is issued by the Company subject to its General Conditions of Service printed overleaf, available on request or accessible at http://www.sgs.com.tw/Terms-and-Conditions and for electronic format documents, subject to Terms and Conditions for Electronic Documents at http://www.sgs.com.tw/Terms-and-Conditions. Attention is drawn to the limitation of liability, indemnification and jurisdiction issues defined therein. Any holder of this document is advised that information contained hereon reflects the Company's findings at the time of its intervention only and within the limits of Client's instructions, if any. The Company's sole responsibility is to its Client and this document does not exonerate parties to a transaction from exercising all their rights and obligations under the transaction documents. This document cannot be reproduced except in full, without prior written approval of the Company. Any unauthorized alteration, forgery or falsification of the content or appearance of this document is unlawful and offenders may be prosecuted to the fullest extent of the law.

Report Number	:TERF2605001552ER	Test Site	:SAC 1
Operation Mode	:BLE 1M	Test Date	:2026-05-21
Test Frequency	:2480 MHz	Temp./Humi.	:23.3℃/58%
Test Mode	:Bandedge	Antenna Pol.	:Horizontal
EUT Pol	:E2 Plane	Engineer	:WJ Lin

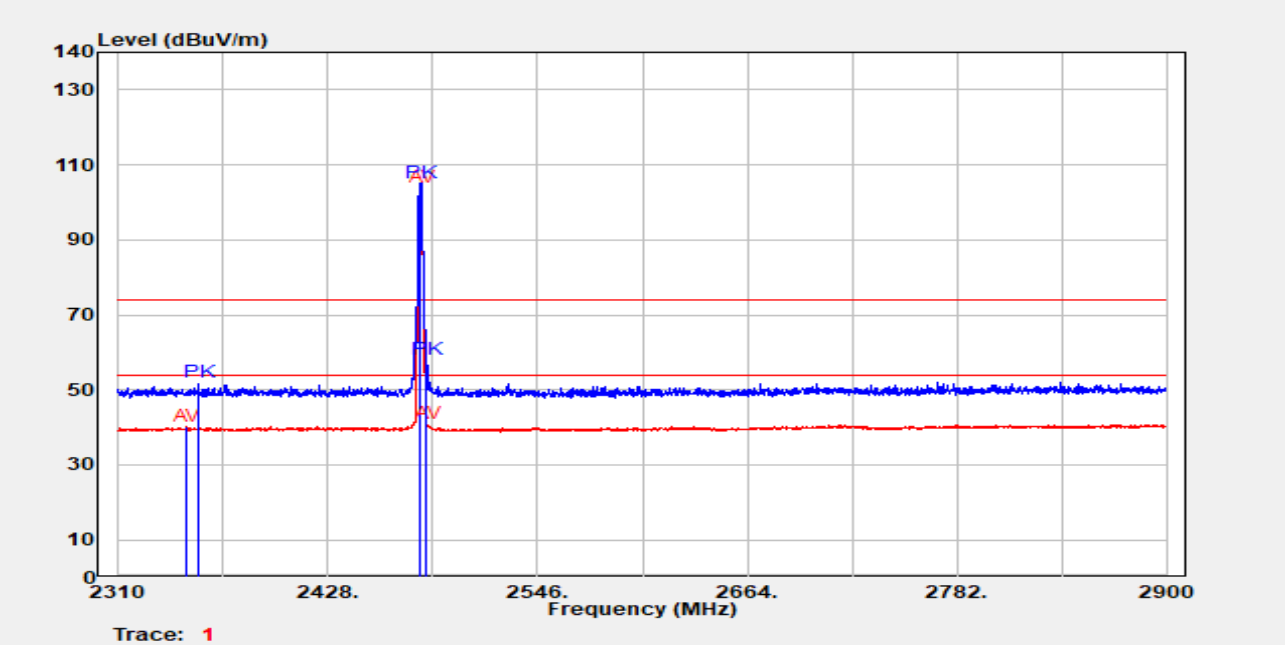

Freq. MHz	Detector Mode PK/QP/AV	Spectrum Reading Level dBμV	Factor dB	Actual FS dBμV/m	Limit @3m dBμV/m	Margin dB
2347.77	Average	42.22	-2.15	40.07	54.00	-13.93
2354.66	Peak	54.02	-2.15	51.87	74.00	-22.13
2480.17	Average	106.10	-2.24	103.86	-	-
2480.17	Peak	107.49	-2.24	105.25	-	-
2483.50	Average	43.24	-2.28	40.96	54.00	-13.04
2483.50	Peak	60.48	-2.28	58.20	74.00	-15.80

Unless otherwise stated the results shown in this test report refer only to the sample(s) tested and such sample(s) are retained for 90 days only.
除非另有說明，此報告結果僅對測試之樣品負責，同時此樣品僅保留90天。本報告未經本公司書面許可，不可部份複製。
This document is issued by the Company subject to its General Conditions of Service printed overleaf, available on request or accessible at http://www.sgs.com.tw/Terms-and-Conditions and for electronic format documents, subject to Terms and Conditions for Electronic Documents at http://www.sgs.com.tw/Terms-and-Conditions. Attention is drawn to the limitation of liability, indemnification and jurisdiction issues defined therein. Any holder of this document is advised that information contained hereon reflects the Company's findings at the time of its intervention only and within the limits of Client's instructions, if any. The Company's sole responsibility is to its Client and this document does not exonerate parties to a transaction from exercising all their rights and obligations under the transaction documents. This document cannot be reproduced except in full, without prior written approval of the Company. Any unauthorized alteration, forgery or falsification of the content or appearance of this document is unlawful and offenders may be prosecuted to the fullest extent of the law.

Report Number	:TERF2605001552ER	Test Site	:SAC 1
Operation Mode	:BLE 2M	Test Date	:2026-05-21
Test Frequency	:2402 MHz	Temp./Humi.	:23.3℃/58%
Test Mode	:Bandedge	Antenna Pol.	:Vertical
EUT Pol	:E2 Plane	Engineer	:WJ Lin

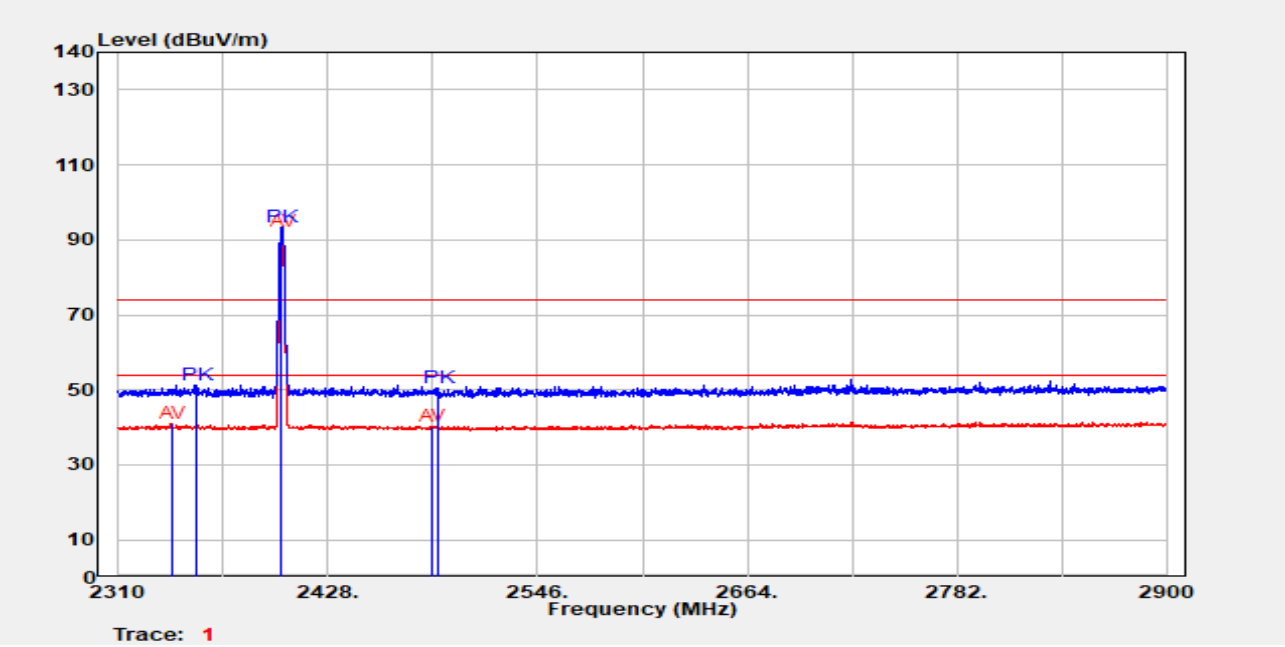

Freq. MHz	Detector Mode PK/QP/AV	Spectrum Reading Level dBμV	Factor dB	Actual FS dBμV/m	Limit @3m dBμV/m	Margin dB
2339.71	Average	43.20	-2.17	41.03	54.00	-12.97
2353.28	Peak	53.52	-2.15	51.37	74.00	-22.63
2401.87	Average	94.28	-2.09	92.19	-	-
2401.87	Peak	95.38	-2.09	93.29	-	-
2486.08	Average	42.53	-2.30	40.23	54.00	-13.77
2489.42	Peak	52.80	-2.34	50.46	74.00	-23.54

Unless otherwise stated the results shown in this test report refer only to the sample(s) tested and such sample(s) are retained for 90 days only.
除非另有說明，此報告結果僅對測試之樣品負責，同時此樣品僅保留90天。本報告未經本公司書面許可，不可部份複製。
This document is issued by the Company subject to its General Conditions of Service printed overleaf, available on request or accessible at http://www.sgs.com.tw/Terms-and-Conditions and for electronic format documents, subject to Terms and Conditions for Electronic Documents at http://www.sgs.com.tw/Terms-and-Conditions. Attention is drawn to the limitation of liability, indemnification and jurisdiction issues defined therein. Any holder of this document is advised that information contained hereon reflects the Company's findings at the time of its intervention only and within the limits of Client's instructions, if any. The Company's sole responsibility is to its Client and this document does not exonerate parties to a transaction from exercising all their rights and obligations under the transaction documents. This document cannot be reproduced except in full, without prior written approval of the Company. Any unauthorized alteration, forgery or falsification of the content or appearance of this document is unlawful and offenders may be prosecuted to the fullest extent of the law.

Report Number	:TERF2605001552ER	Test Site	:SAC 1
Operation Mode	:BLE 2M	Test Date	:2026-05-21
Test Frequency	:2402 MHz	Temp./Humi.	:23.3℃/58%
Test Mode	:Bandedge	Antenna Pol.	:Horizontal
EUT Pol	:E2 Plane	Engineer	:WJ Lin

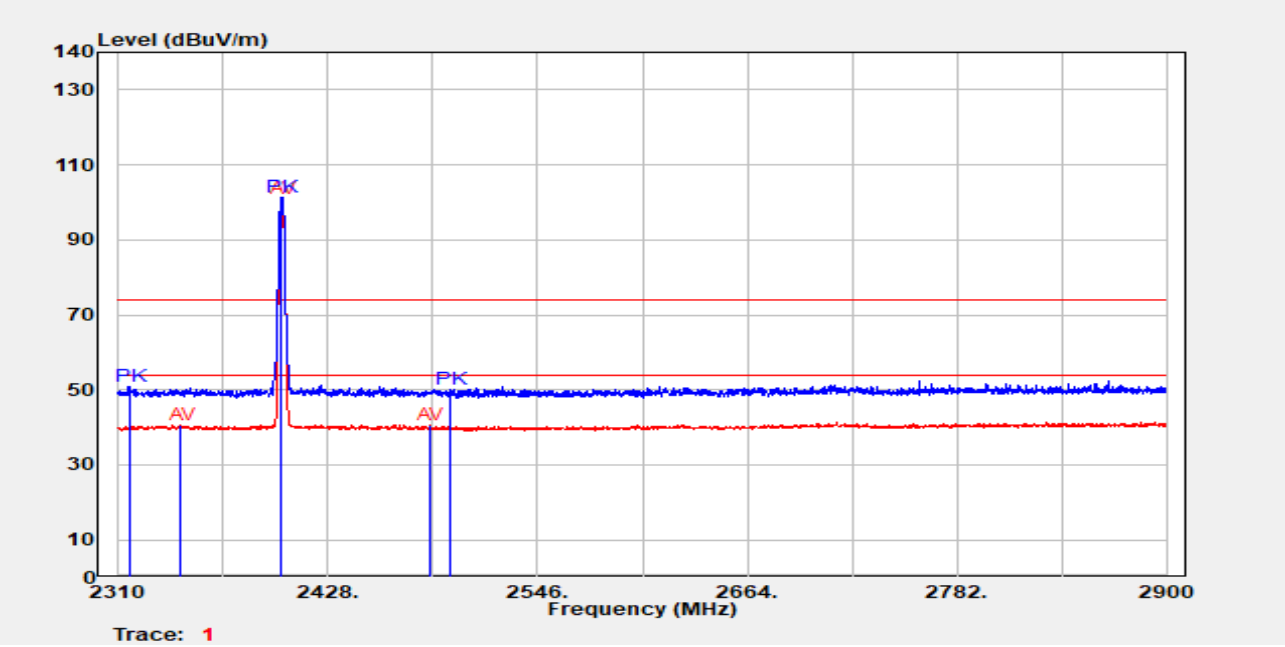

Freq. MHz	Detector Mode PK/QP/AV	Spectrum Reading Level dBμV	Factor dB	Actual FS dBμV/m	Limit @3m dBμV/m	Margin dB
2315.90	Peak	53.04	-2.19	50.85	74.00	-23.15
2345.22	Average	42.74	-2.16	40.58	54.00	-13.42
2401.87	Average	103.07	-2.09	100.98	-	-
2401.87	Peak	103.56	-2.09	101.47	-	-
2485.49	Average	42.75	-2.29	40.46	54.00	-13.54
2496.90	Peak	52.65	-2.43	50.22	74.00	-23.78

Unless otherwise stated the results shown in this test report refer only to the sample(s) tested and such sample(s) are retained for 90 days only.
除非另有說明，此報告結果僅對測試之樣品負責，同時此樣品僅保留90天。本報告未經本公司書面許可，不可部份複製。
This document is issued by the Company subject to its General Conditions of Service printed overleaf, available on request or accessible at http://www.sgs.com.tw/Terms-and-Conditions and for electronic format documents, subject to Terms and Conditions for Electronic Documents at http://www.sgs.com.tw/Terms-and-Conditions. Attention is drawn to the limitation of liability, indemnification and jurisdiction issues defined therein. Any holder of this document is advised that information contained hereon reflects the Company's findings at the time of its intervention only and within the limits of Client's instructions, if any. The Company's sole responsibility is to its Client and this document does not exonerate parties to a transaction from exercising all their rights and obligations under the transaction documents. This document cannot be reproduced except in full, without prior written approval of the Company. Any unauthorized alteration, forgery or falsification of the content or appearance of this document is unlawful and offenders may be prosecuted to the fullest extent of the law.

Report Number	:TERF2605001552ER	Test Site	:SAC 1
Operation Mode	:BLE 2M	Test Date	:2026-05-21
Test Frequency	:2480 MHz	Temp./Humi.	:23.3℃/58%
Test Mode	:Bandedge	Antenna Pol.	:Vertical
EUT Pol	:E2 Plane	Engineer	:WJ Lin

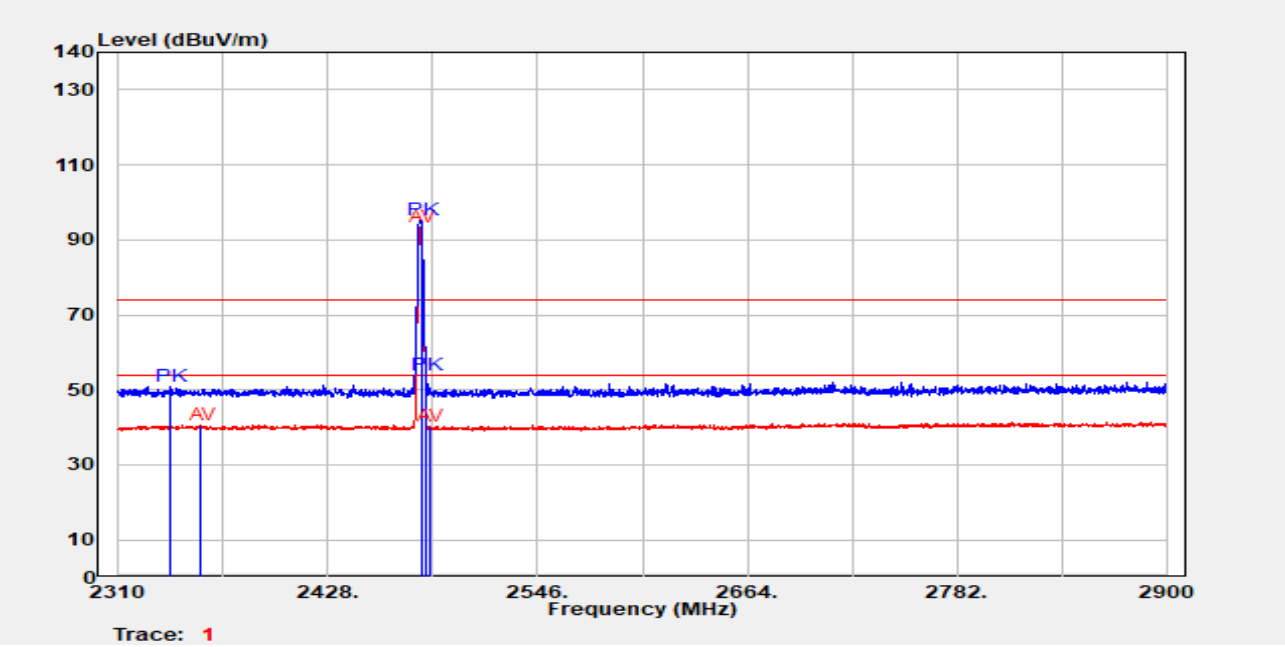

Freq. MHz	Detector Mode PK/QP/AV	Spectrum Reading Level dBμV	Factor dB	Actual FS dBμV/m	Limit @3m dBμV/m	Margin dB
2339.12	Peak	52.90	-2.17	50.73	74.00	-23.27
2356.43	Average	42.67	-2.15	40.52	54.00	-13.48
2480.37	Average	95.72	-2.24	93.48	-	-
2480.37	Peak	97.49	-2.24	95.25	-	-
2483.50	Peak	55.97	-2.28	53.69	74.00	-20.31
2484.90	Average	42.49	-2.29	40.20	54.00	-13.80

Unless otherwise stated the results shown in this test report refer only to the sample(s) tested and such sample(s) are retained for 90 days only.
除非另有說明，此報告結果僅對測試之樣品負責，同時此樣品僅保留90天。本報告未經本公司書面許可，不可部份複製。
This document is issued by the Company subject to its General Conditions of Service printed overleaf, available on request or accessible at http://www.sgs.com.tw/Terms-and-Conditions and for electronic format documents, subject to Terms and Conditions for Electronic Documents at http://www.sgs.com.tw/Terms-and-Conditions. Attention is drawn to the limitation of liability, indemnification and jurisdiction issues defined therein. Any holder of this document is advised that information contained hereon reflects the Company's findings at the time of its intervention only and within the limits of Client's instructions, if any. The Company's sole responsibility is to its Client and this document does not exonerate parties to a transaction from exercising all their rights and obligations under the transaction documents. This document cannot be reproduced except in full, without prior written approval of the Company. Any unauthorized alteration, forgery or falsification of the content or appearance of this document is unlawful and offenders may be prosecuted to the fullest extent of the law.

Report Number	:TERF2605001552ER	Test Site	:SAC 1
Operation Mode	:BLE 2M	Test Date	:2026-05-21
Test Frequency	:2480 MHz	Temp./Humi.	:23.3℃/58%
Test Mode	:Bandedge	Antenna Pol.	:Horizontal
EUT Pol	:E2 Plane	Engineer	:WJ Lin

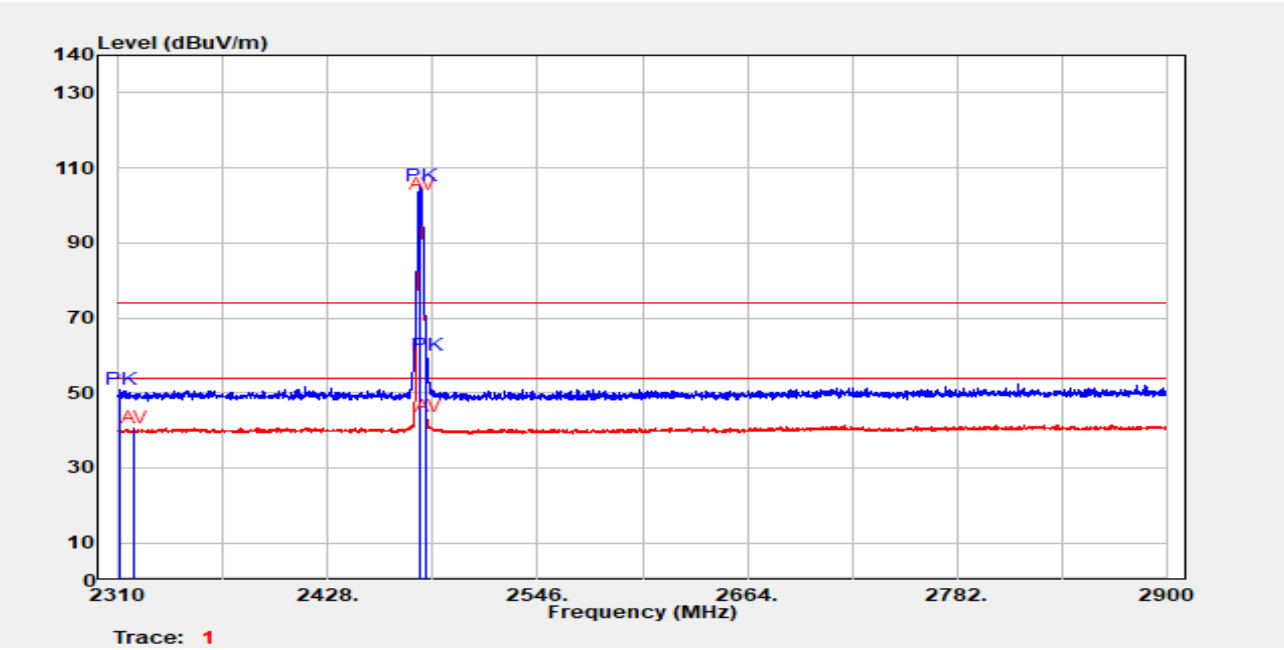

Freq. MHz	Detector Mode PK/QP/AV	Spectrum Reading Level dBμV	Factor dB	Actual FS dBμV/m	Limit @3m dBμV/m	Margin dB
2310.79	Peak	52.93	-2.20	50.73	74.00	-23.27
2318.07	Average	42.76	-2.20	40.56	54.00	-13.44
2479.98	Average	105.23	-2.24	102.99	-	-
2479.98	Peak	107.44	-2.24	105.20	-	-
2483.50	Average	45.76	-2.28	43.48	54.00	-10.52
2483.50	Peak	62.18	-2.28	59.90	74.00	-14.10

Unless otherwise stated the results shown in this test report refer only to the sample(s) tested and such sample(s) are retained for 90 days only.
除非另有說明，此報告結果僅對測試之樣品負責，同時此樣品僅保留90天。本報告未經本公司書面許可，不可部份複製。
This document is issued by the Company subject to its General Conditions of Service printed overleaf, available on request or accessible at http://www.sgs.com.tw/Terms-and-Conditions and for electronic format documents, subject to Terms and Conditions for Electronic Documents at http://www.sgs.com.tw/Terms-and-Conditions. Attention is drawn to the limitation of liability, indemnification and jurisdiction issues defined therein. Any holder of this document is advised that information contained hereon reflects the Company's findings at the time of its intervention only and within the limits of Client's instructions, if any. The Company's sole responsibility is to its Client and this document does not exonerate parties to a transaction from exercising all their rights and obligations under the transaction documents. This document cannot be reproduced except in full, without prior written approval of the Company. Any unauthorized alteration, forgery or falsification of the content or appearance of this document is unlawful and offenders may be prosecuted to the fullest extent of the law.

7.6.2 Spurious Emission

Report Number	:TERF2605001552ER	Test Site	:SAC 1
Operation Mode	:BLE 1M	Test Date	:2026-05-21
Test Frequency	:2442 MHz	Temp./Humi.	:24.8℃/57%
Test Mode	:Tx	Antenna Pol.	:Vertical
EUT Pol	:E2 Plane	Engineer	:WJ Lin

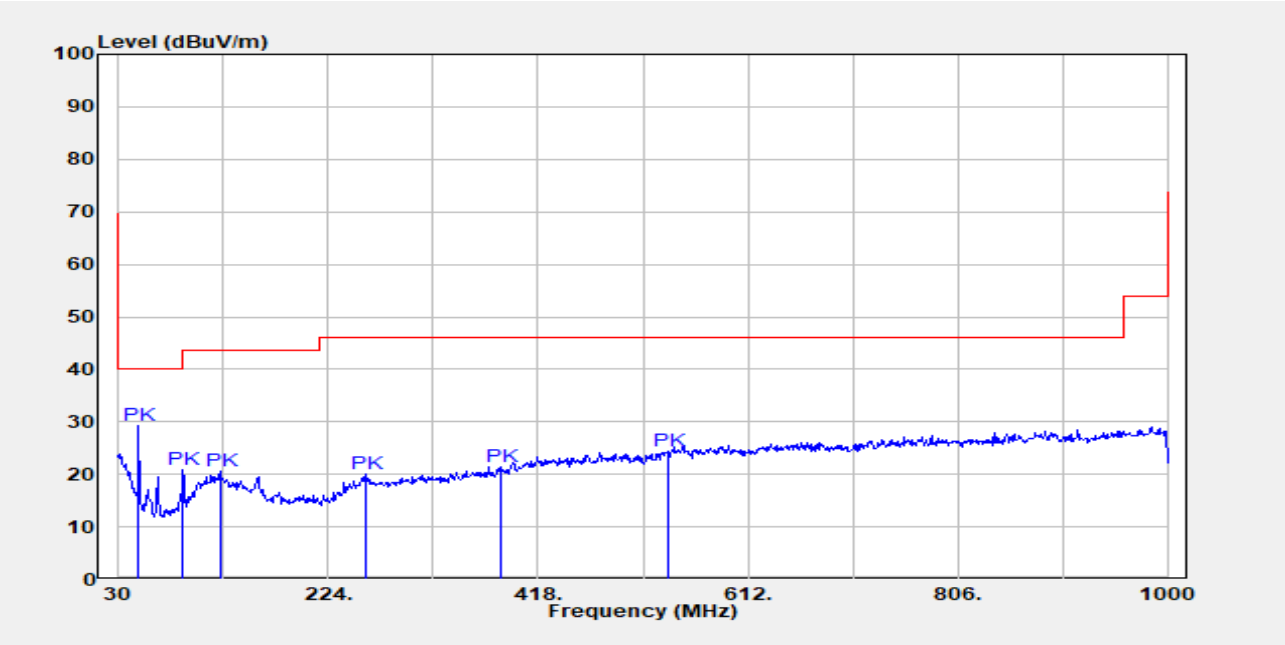

Freq. MHz	Detector Mode PK/QP/AV	Spectrum Reading Level dBμV	Factor dB	Actual FS dBμV/m	Limit @3m dBμV/m	Margin dB
48.43	Peak	44.30	-15.15	29.15	40.00	-10.85
89.17	Peak	35.88	-15.14	20.74	43.50	-22.76
124.09	Peak	32.20	-11.57	20.63	43.50	-22.87
257.95	Peak	28.97	-8.79	20.18	46.00	-25.82
384.05	Peak	28.51	-7.22	21.29	46.00	-24.71
538.28	Peak	28.68	-4.23	24.45	46.00	-21.55

Unless otherwise stated the results shown in this test report refer only to the sample(s) tested and such sample(s) are retained for 90 days only.
除非另有說明，此報告結果僅對測試之樣品負責，同時此樣品僅保留90天。本報告未經本公司書面許可，不可部份複製。
This document is issued by the Company subject to its General Conditions of Service printed overleaf, available on request or accessible at http://www.sgs.com.tw/Terms-and-Conditions and for electronic format documents, subject to Terms and Conditions for Electronic Documents at http://www.sgs.com.tw/Terms-and-Conditions. Attention is drawn to the limitation of liability, indemnification and jurisdiction issues defined therein. Any holder of this document is advised that information contained hereon reflects the Company's findings at the time of its intervention only and within the limits of Client's instructions, if any. The Company's sole responsibility is to its Client and this document does not exonerate parties to a transaction from exercising all their rights and obligations under the transaction documents. This document cannot be reproduced except in full, without prior written approval of the Company. Any unauthorized alteration, forgery or falsification of the content or appearance of this document is unlawful and offenders may be prosecuted to the fullest extent of the law.

Report Number	:TERF2605001552ER	Test Site	:SAC 1
Operation Mode	:BLE 1M	Test Date	:2026-05-21
Test Frequency	:2442 MHz	Temp./Humi.	:24.8℃/57%
Test Mode	:Tx	Antenna Pol.	:Horizontal
EUT Pol	:E2 Plane	Engineer	:WJ Lin

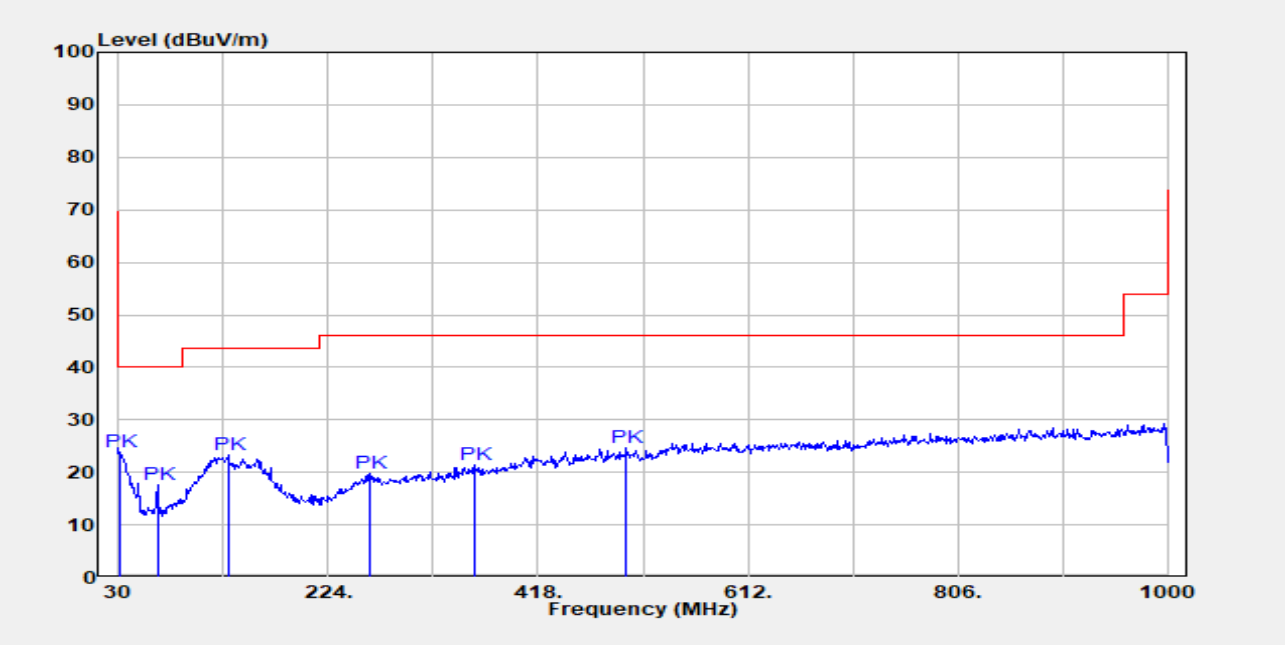

Freq. MHz	Detector Mode PK/QP/AV	Spectrum Reading Level dBμV	Factor dB	Actual FS dBμV/m	Limit @3m dBμV/m	Margin dB
31.94	Peak	29.89	-6.01	23.88	40.00	-16.12
65.89	Peak	35.46	-17.86	17.60	40.00	-22.40
130.88	Peak	34.87	-11.52	23.35	43.50	-20.15
261.83	Peak	28.60	-8.75	19.85	46.00	-26.15
358.83	Peak	28.93	-7.53	21.40	46.00	-24.60
499.48	Peak	29.72	-5.18	24.54	46.00	-21.46

Unless otherwise stated the results shown in this test report refer only to the sample(s) tested and such sample(s) are retained for 90 days only.
除非另有說明，此報告結果僅對測試之樣品負責，同時此樣品僅保留90天。本報告未經本公司書面許可，不可部份複製。
This document is issued by the Company subject to its General Conditions of Service printed overleaf, available on request or accessible at http://www.sgs.com.tw/Terms-and-Conditions and for electronic format documents, subject to Terms and Conditions for Electronic Documents at http://www.sgs.com.tw/Terms-and-Conditions. Attention is drawn to the limitation of liability, indemnification and jurisdiction issues defined therein. Any holder of this document is advised that information contained hereon reflects the Company's findings at the time of its intervention only and within the limits of Client's instructions, if any. The Company's sole responsibility is to its Client and this document does not exonerate parties to a transaction from exercising all their rights and obligations under the transaction documents. This document cannot be reproduced except in full, without prior written approval of the Company. Any unauthorized alteration, forgery or falsification of the content or appearance of this document is unlawful and offenders may be prosecuted to the fullest extent of the law.

Report Number	:TERF2605001552ER	Test Site	:SAC 1
Operation Mode	:BLE 1M	Test Date	:2026-05-21
Test Frequency	:2402 MHz	Temp./Humi.	:24.8℃/57%
Test Mode	:Tx	Antenna Pol.	:Vertical
EUT Pol	:E2 Plane	Engineer	:WJ Lin

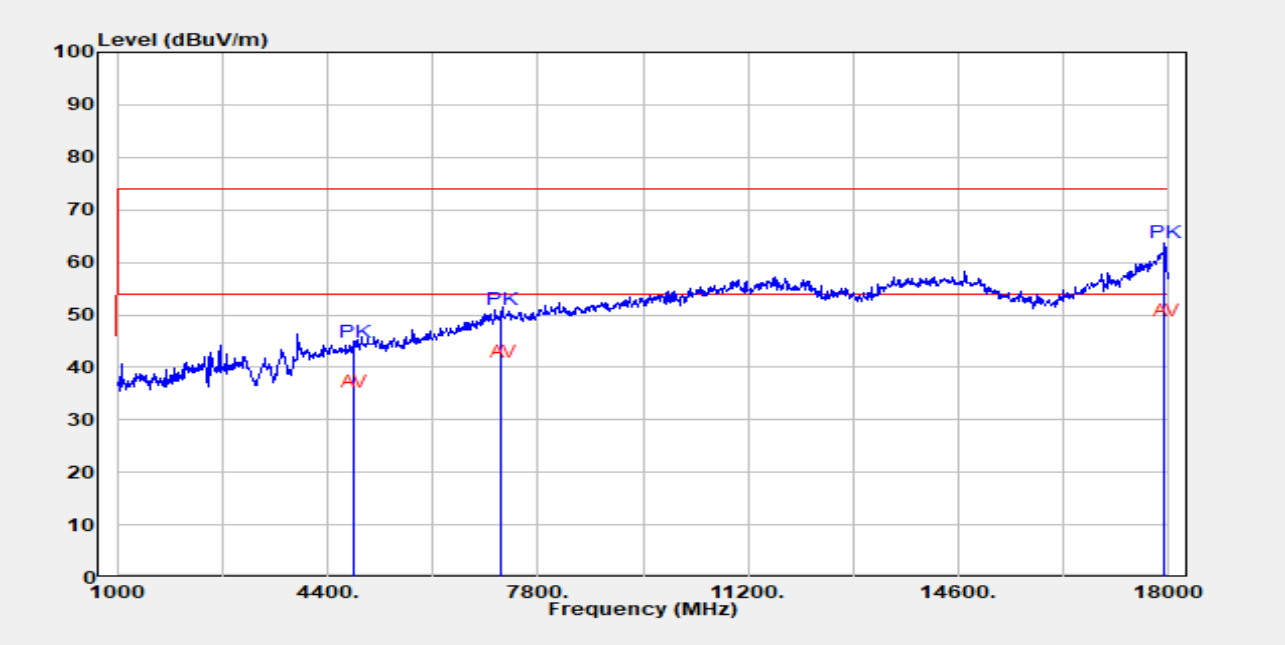

Freq. MHz	Detector Mode PK/QP/AV	Spectrum Reading Level dBμV	Factor dB	Actual FS dBμV/m	Limit @3m dBμV/m	Margin dB
4804.00	Peak	41.04	3.57	44.61	74.00	-29.39
4804.00	Average	31.71	3.57	35.28	54.00	-18.72
7206.00	Peak	41.35	9.56	50.91	74.00	-23.09
7206.00	Average	31.41	9.56	40.97	54.00	-13.03
17955.00	Peak	45.68	17.99	63.67	74.00	-10.33
17955.00	Average	30.76	17.99	48.75	54.00	-5.25

Unless otherwise stated the results shown in this test report refer only to the sample(s) tested and such sample(s) are retained for 90 days only.
除非另有說明，此報告結果僅對測試之樣品負責，同時此樣品僅保留90天。本報告未經本公司書面許可，不可部份複製。
This document is issued by the Company subject to its General Conditions of Service printed overleaf, available on request or accessible at http://www.sgs.com.tw/Terms-and-Conditions and for electronic format documents, subject to Terms and Conditions for Electronic Documents at http://www.sgs.com.tw/Terms-and-Conditions. Attention is drawn to the limitation of liability, indemnification and jurisdiction issues defined therein. Any holder of this document is advised that information contained hereon reflects the Company's findings at the time of its intervention only and within the limits of Client's instructions, if any. The Company's sole responsibility is to its Client and this document does not exonerate parties to a transaction from exercising all their rights and obligations under the transaction documents. This document cannot be reproduced except in full, without prior written approval of the Company. Any unauthorized alteration, forgery or falsification of the content or appearance of this document is unlawful and offenders may be prosecuted to the fullest extent of the law.

Report Number	:TERF2605001552ER	Test Site	:SAC 1
Operation Mode	:BLE 1M	Test Date	:2026-05-21
Test Frequency	:2402 MHz	Temp./Humi.	:24.8℃/57%
Test Mode	:Tx	Antenna Pol.	:Vertical
EUT Pol	:E2 Plane	Engineer	:WJ Lin

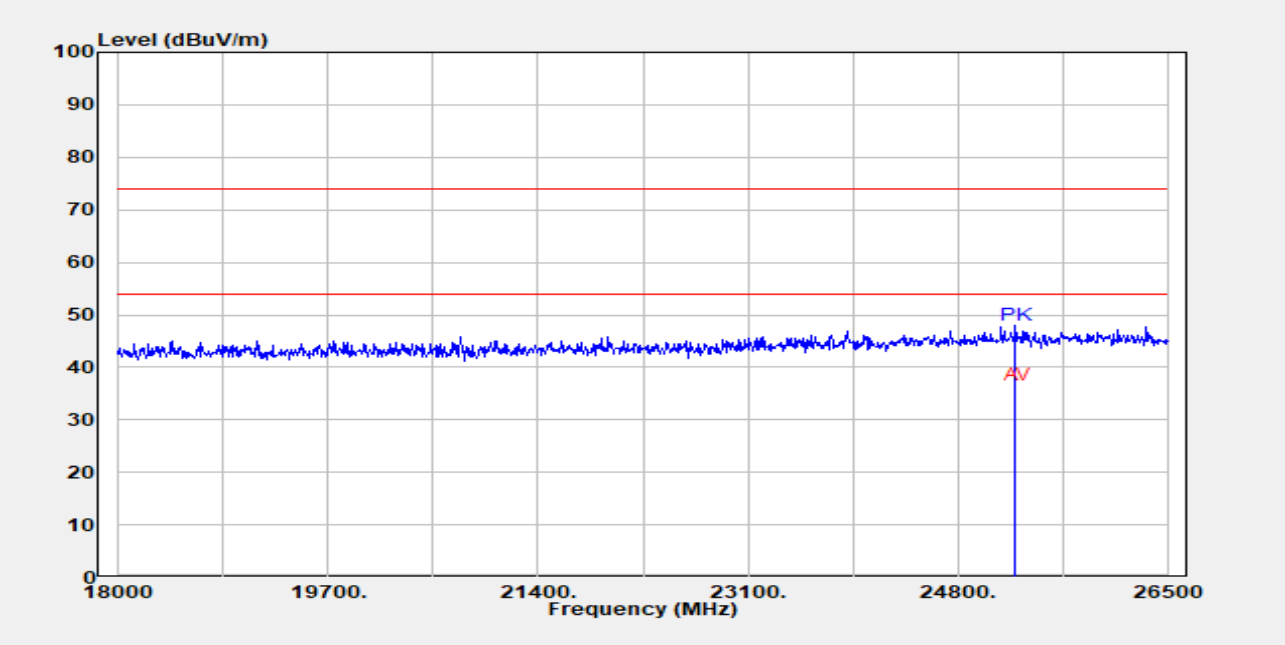

Freq. MHz	Detector Mode PK/QP/AV	Spectrum Reading Level dBμV	Factor dB	Actual FS dBμV/m	Limit @3m dBμV/m	Margin dB
25267.50	Peak	41.87	5.97	47.84	74.00	-26.16
25267.50	Average	30.53	5.97	36.50	54.00	-17.50

Unless otherwise stated the results shown in this test report refer only to the sample(s) tested and such sample(s) are retained for 90 days only.
除非另有說明，此報告結果僅對測試之樣品負責，同時此樣品僅保留90天。本報告未經本公司書面許可，不可部份複製。
This document is issued by the Company subject to its General Conditions of Service printed overleaf, available on request or accessible at http://www.sgs.com.tw/Terms-and-Conditions and for electronic format documents, subject to Terms and Conditions for Electronic Documents at http://www.sgs.com.tw/Terms-and-Conditions. Attention is drawn to the limitation of liability, indemnification and jurisdiction issues defined therein. Any holder of this document is advised that information contained hereon reflects the Company's findings at the time of its intervention only and within the limits of Client's instructions, if any. The Company's sole responsibility is to its Client and this document does not exonerate parties to a transaction from exercising all their rights and obligations under the transaction documents. This document cannot be reproduced except in full, without prior written approval of the Company. Any unauthorized alteration, forgery or falsification of the content or appearance of this document is unlawful and offenders may be prosecuted to the fullest extent of the law.

Report Number	:TERF2605001552ER	Test Site	:SAC 1
Operation Mode	:BLE 1M	Test Date	:2026-05-21
Test Frequency	:2402 MHz	Temp./Humi.	:24.8℃/57%
Test Mode	:Tx	Antenna Pol.	:Horizontal
EUT Pol	:E2 Plane	Engineer	:WJ Lin

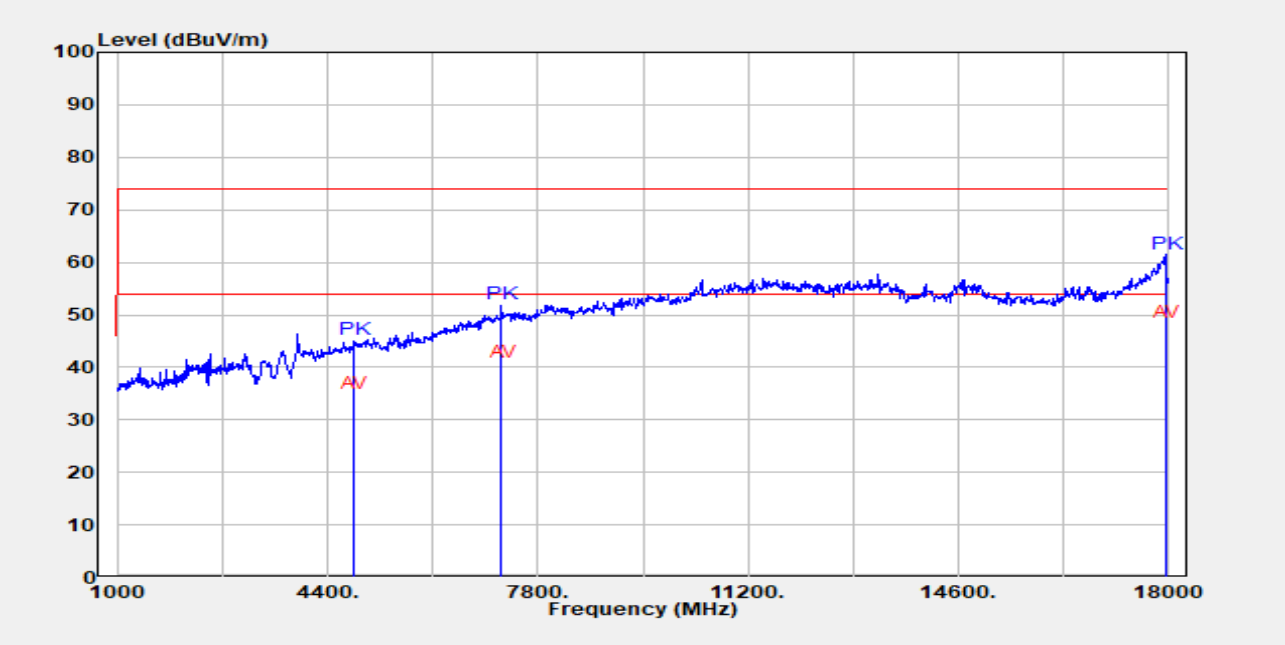

Freq. MHz	Detector Mode PK/QP/AV	Spectrum Reading Level dBμV	Factor dB	Actual FS dBμV/m	Limit @3m dBμV/m	Margin dB
4804.00	Peak	41.56	3.57	45.13	74.00	-28.87
4804.00	Average	31.32	3.57	34.89	54.00	-19.11
7206.00	Peak	42.41	9.56	51.97	74.00	-22.03
7206.00	Average	31.44	9.56	41.00	54.00	-13.00
17970.00	Peak	43.15	18.29	61.44	74.00	-12.56
17970.00	Average	30.32	18.29	48.61	54.00	-5.39

Unless otherwise stated the results shown in this test report refer only to the sample(s) tested and such sample(s) are retained for 90 days only.
除非另有說明，此報告結果僅對測試之樣品負責，同時此樣品僅保留90天。本報告未經本公司書面許可，不可部份複製。
This document is issued by the Company subject to its General Conditions of Service printed overleaf, available on request or accessible at http://www.sgs.com.tw/Terms-and-Conditions and for electronic format documents, subject to Terms and Conditions for Electronic Documents at http://www.sgs.com.tw/Terms-and-Conditions. Attention is drawn to the limitation of liability, indemnification and jurisdiction issues defined therein. Any holder of this document is advised that information contained hereon reflects the Company's findings at the time of its intervention only and within the limits of Client's instructions, if any. The Company's sole responsibility is to its Client and this document does not exonerate parties to a transaction from exercising all their rights and obligations under the transaction documents. This document cannot be reproduced except in full, without prior written approval of the Company. Any unauthorized alteration, forgery or falsification of the content or appearance of this document is unlawful and offenders may be prosecuted to the fullest extent of the law.

Report Number	:TERF2605001552ER	Test Site	:SAC 1
Operation Mode	:BLE 1M	Test Date	:2026-05-21
Test Frequency	:2402 MHz	Temp./Humi.	:24.8℃/57%
Test Mode	:Tx	Antenna Pol.	:Horizontal
EUT Pol	:E2 Plane	Engineer	:WJ Lin

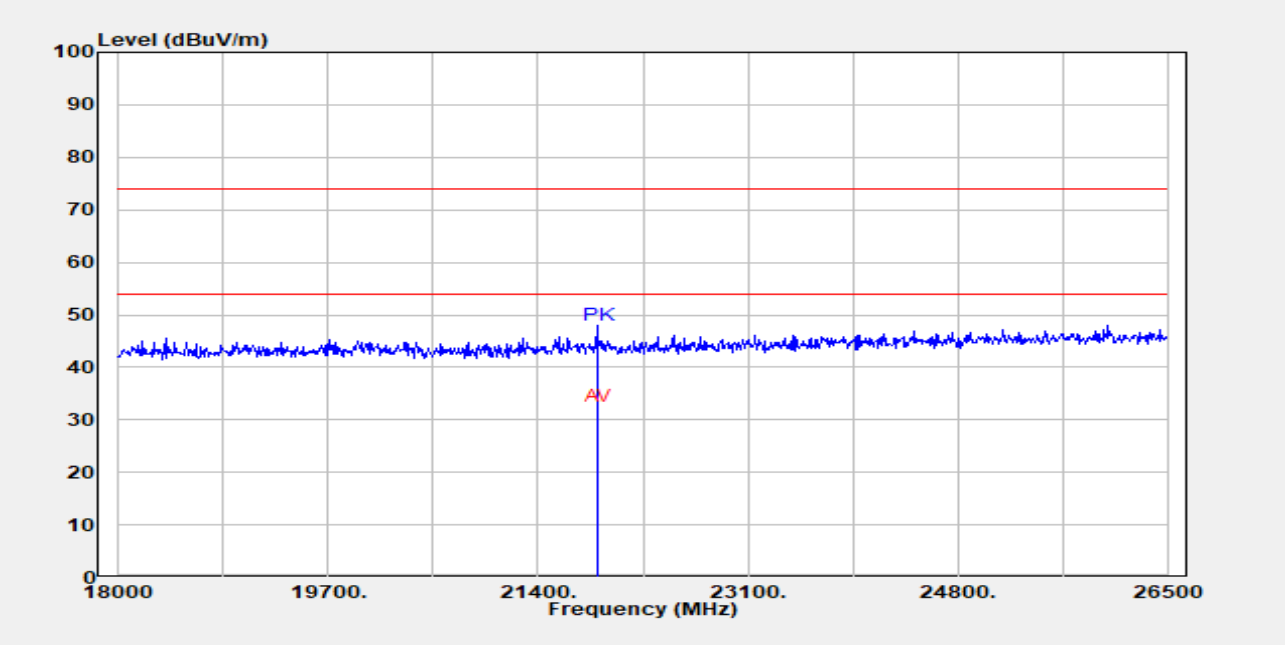

Freq. MHz	Detector Mode PK/QP/AV	Spectrum Reading Level dBμV	Factor dB	Actual FS dBμV/m	Limit @3m dBμV/m	Margin dB
21876.00	Peak	44.93	3.06	47.99	74.00	-26.01
21876.00	Average	29.43	3.06	32.49	54.00	-21.51

Unless otherwise stated the results shown in this test report refer only to the sample(s) tested and such sample(s) are retained for 90 days only.
除非另有說明，此報告結果僅對測試之樣品負責，同時此樣品僅保留90天。本報告未經本公司書面許可，不可部份複製。
This document is issued by the Company subject to its General Conditions of Service printed overleaf, available on request or accessible at http://www.sgs.com.tw/Terms-and-Conditions and for electronic format documents, subject to Terms and Conditions for Electronic Documents at http://www.sgs.com.tw/Terms-and-Conditions. Attention is drawn to the limitation of liability, indemnification and jurisdiction issues defined therein. Any holder of this document is advised that information contained hereon reflects the Company's findings at the time of its intervention only and within the limits of Client's instructions, if any. The Company's sole responsibility is to its Client and this document does not exonerate parties to a transaction from exercising all their rights and obligations under the transaction documents. This document cannot be reproduced except in full, without prior written approval of the Company. Any unauthorized alteration, forgery or falsification of the content or appearance of this document is unlawful and offenders may be prosecuted to the fullest extent of the law.

Report Number	:TERF2605001552ER	Test Site	:SAC 1
Operation Mode	:BLE 1M	Test Date	:2026-05-21
Test Frequency	:2442 MHz	Temp./Humi.	:24.8℃/57%
Test Mode	:Tx	Antenna Pol.	:Vertical
EUT Pol	:E2 Plane	Engineer	:WJ Lin

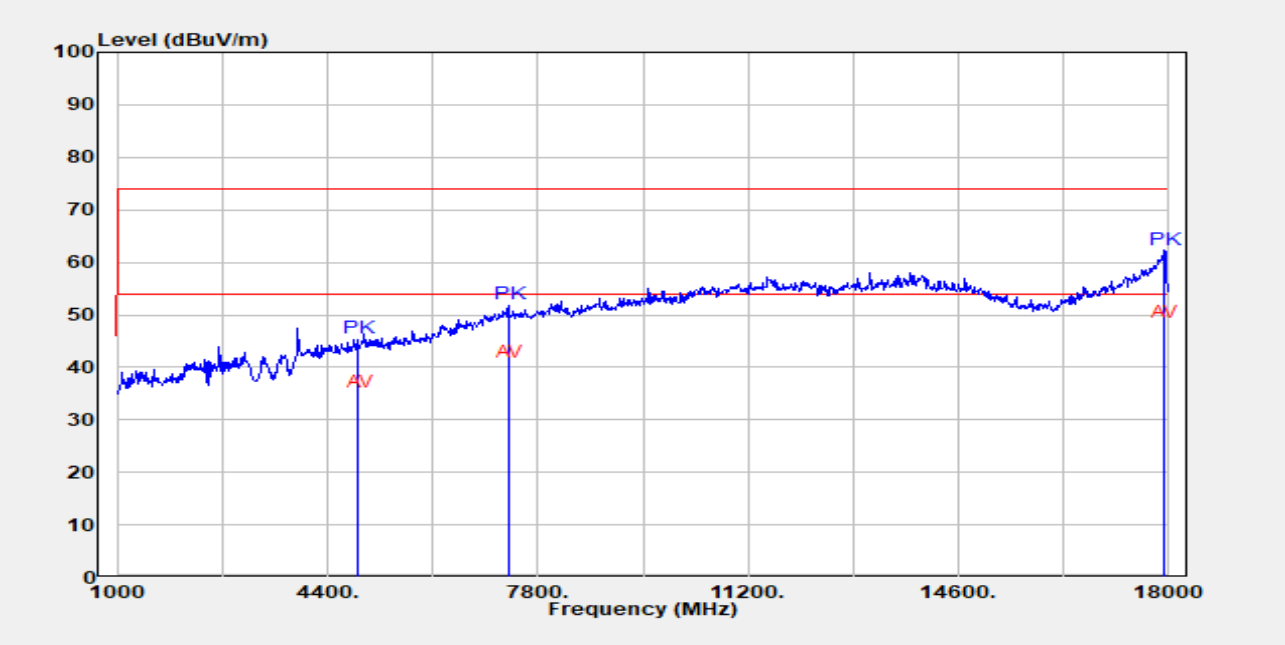

Freq. MHz	Detector Mode PK/QP/AV	Spectrum Reading Level dBμV	Factor dB	Actual FS dBμV/m	Limit @3m dBμV/m	Margin dB
4884.00	Peak	42.03	3.42	45.45	74.00	-28.55
4884.00	Average	31.69	3.42	35.11	54.00	-18.89
7326.00	Peak	42.63	9.48	52.11	74.00	-21.89
7326.00	Average	31.45	9.48	40.93	54.00	-13.07
17940.00	Peak	44.53	17.73	62.26	74.00	-11.74
17940.00	Average	30.87	17.73	48.60	54.00	-5.40

Unless otherwise stated the results shown in this test report refer only to the sample(s) tested and such sample(s) are retained for 90 days only.
除非另有說明，此報告結果僅對測試之樣品負責，同時此樣品僅保留90天。本報告未經本公司書面許可，不可部份複製。
This document is issued by the Company subject to its General Conditions of Service printed overleaf, available on request or accessible at http://www.sgs.com.tw/Terms-and-Conditions and for electronic format documents, subject to Terms and Conditions for Electronic Documents at http://www.sgs.com.tw/Terms-and-Conditions. Attention is drawn to the limitation of liability, indemnification and jurisdiction issues defined therein. Any holder of this document is advised that information contained hereon reflects the Company's findings at the time of its intervention only and within the limits of Client's instructions, if any. The Company's sole responsibility is to its Client and this document does not exonerate parties to a transaction from exercising all their rights and obligations under the transaction documents. This document cannot be reproduced except in full, without prior written approval of the Company. Any unauthorized alteration, forgery or falsification of the content or appearance of this document is unlawful and offenders may be prosecuted to the fullest extent of the law.

Report Number	:TERF2605001552ER	Test Site	:SAC 1
Operation Mode	:BLE 1M	Test Date	:2026-05-21
Test Frequency	:2442 MHz	Temp./Humi.	:24.8℃/57%
Test Mode	:Tx	Antenna Pol.	:Vertical
EUT Pol	:E2 Plane	Engineer	:WJ Lin

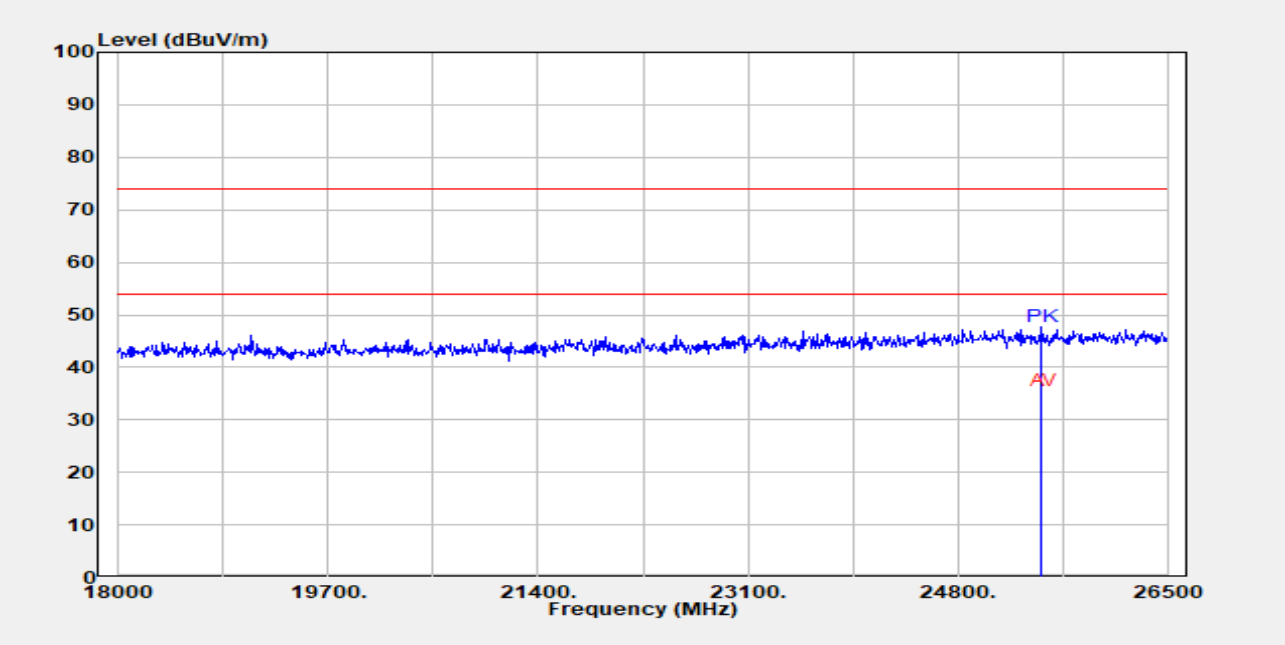

Freq. MHz	Detector Mode PK/QP/AV	Spectrum Reading Level dBμV	Factor dB	Actual FS dBμV/m	Limit @3m dBμV/m	Margin dB
25480.00	Peak	41.95	5.77	47.72	74.00	-26.28
25480.00	Average	29.62	5.77	35.39	54.00	-18.61

Unless otherwise stated the results shown in this test report refer only to the sample(s) tested and such sample(s) are retained for 90 days only.
除非另有說明，此報告結果僅對測試之樣品負責，同時此樣品僅保留90天。本報告未經本公司書面許可，不可部份複製。
This document is issued by the Company subject to its General Conditions of Service printed overleaf, available on request or accessible at http://www.sgs.com.tw/Terms-and-Conditions and for electronic format documents, subject to Terms and Conditions for Electronic Documents at http://www.sgs.com.tw/Terms-and-Conditions. Attention is drawn to the limitation of liability, indemnification and jurisdiction issues defined therein. Any holder of this document is advised that information contained hereon reflects the Company's findings at the time of its intervention only and within the limits of Client's instructions, if any. The Company's sole responsibility is to its Client and this document does not exonerate parties to a transaction from exercising all their rights and obligations under the transaction documents. This document cannot be reproduced except in full, without prior written approval of the Company. Any unauthorized alteration, forgery or falsification of the content or appearance of this document is unlawful and offenders may be prosecuted to the fullest extent of the law.

Report Number	:TERF2605001552ER	Test Site	:SAC 1
Operation Mode	:BLE 1M	Test Date	:2026-05-21
Test Frequency	:2442 MHz	Temp./Humi.	:24.8℃/57%
Test Mode	:Tx	Antenna Pol.	:Horizontal
EUT Pol	:E2 Plane	Engineer	:WJ Lin

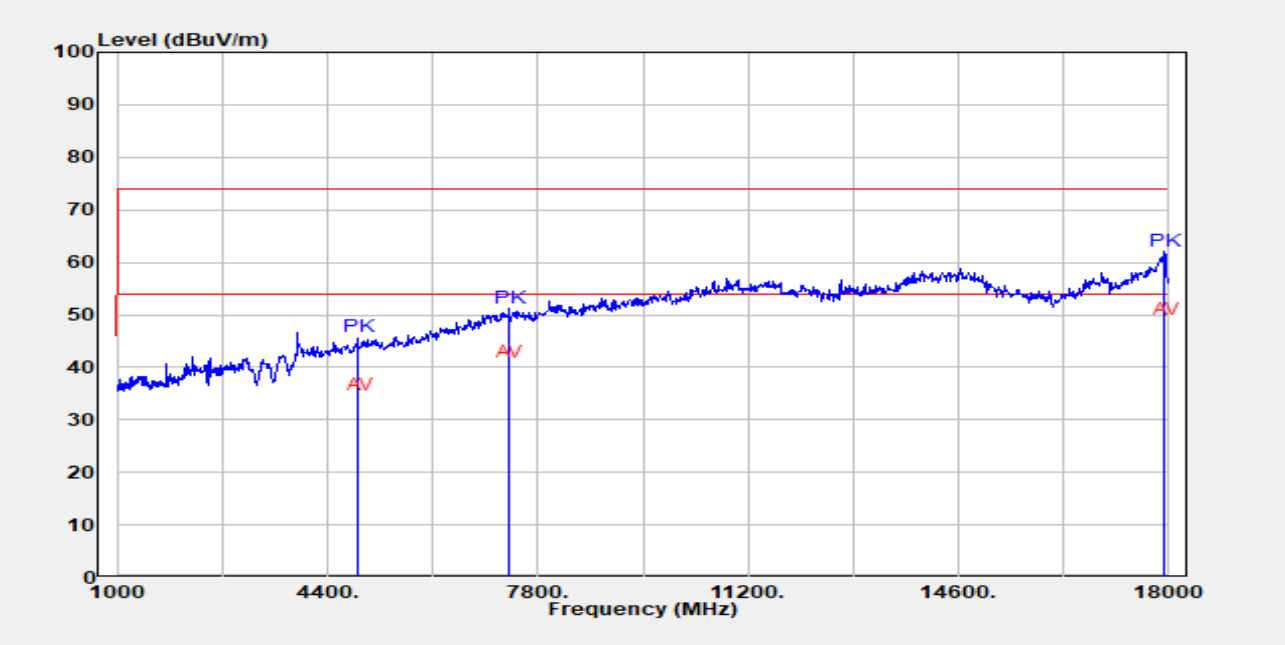

Freq. MHz	Detector Mode PK/QP/AV	Spectrum Reading Level dBμV	Factor dB	Actual FS dBμV/m	Limit @3m dBμV/m	Margin dB
4884.00	Peak	42.26	3.42	45.68	74.00	-28.32
4884.00	Average	31.37	3.42	34.79	54.00	-19.21
7326.00	Peak	41.63	9.48	51.11	74.00	-22.89
7326.00	Average	31.48	9.48	40.96	54.00	-13.04
17955.00	Peak	44.08	17.99	62.07	74.00	-11.93
17955.00	Average	30.95	17.99	48.94	54.00	-5.06

Unless otherwise stated the results shown in this test report refer only to the sample(s) tested and such sample(s) are retained for 90 days only.
除非另有說明，此報告結果僅對測試之樣品負責，同時此樣品僅保留90天。本報告未經本公司書面許可，不可部份複製。
This document is issued by the Company subject to its General Conditions of Service printed overleaf, available on request or accessible at http://www.sgs.com.tw/Terms-and-Conditions and for electronic format documents, subject to Terms and Conditions for Electronic Documents at http://www.sgs.com.tw/Terms-and-Conditions. Attention is drawn to the limitation of liability, indemnification and jurisdiction issues defined therein. Any holder of this document is advised that information contained hereon reflects the Company's findings at the time of its intervention only and within the limits of Client's instructions, if any. The Company's sole responsibility is to its Client and this document does not exonerate parties to a transaction from exercising all their rights and obligations under the transaction documents. This document cannot be reproduced except in full, without prior written approval of the Company. Any unauthorized alteration, forgery or falsification of the content or appearance of this document is unlawful and offenders may be prosecuted to the fullest extent of the law.

Report Number	:TERF2605001552ER	Test Site	:SAC 1
Operation Mode	:BLE 1M	Test Date	:2026-05-21
Test Frequency	:2442 MHz	Temp./Humi.	:24.8℃/57%
Test Mode	:Tx	Antenna Pol.	:Horizontal
EUT Pol	:E2 Plane	Engineer	:WJ Lin

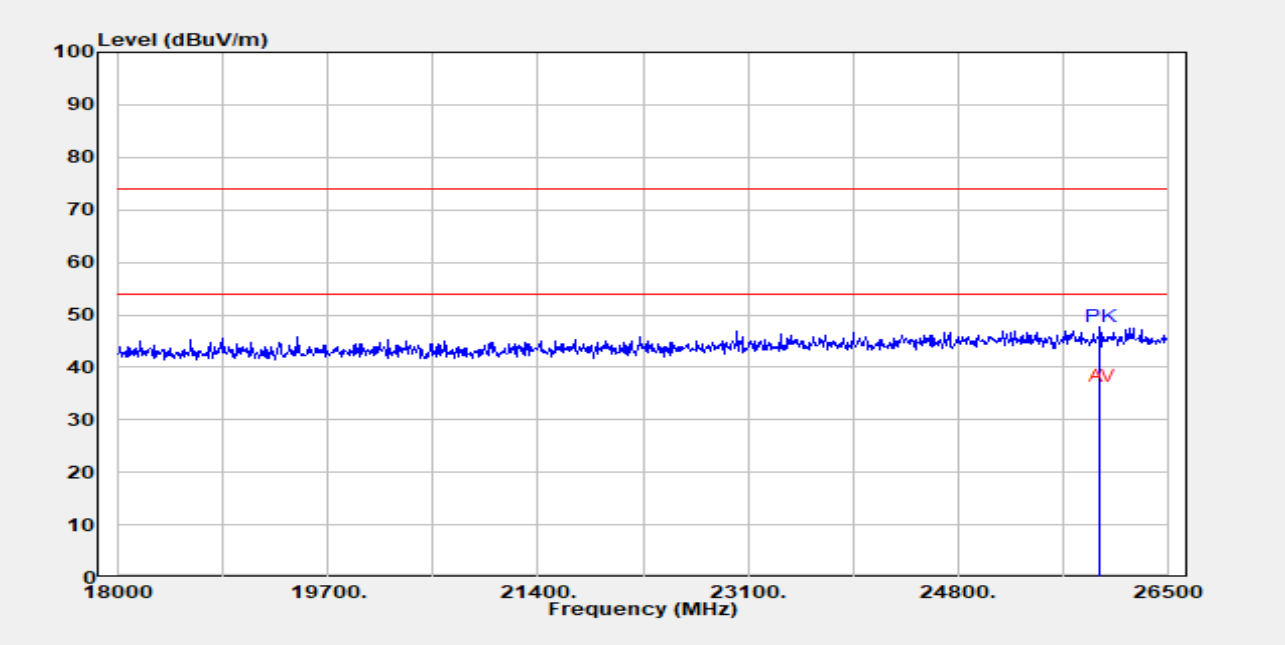

Freq. MHz	Detector Mode PK/QP/AV	Spectrum Reading Level dBμV	Factor dB	Actual FS dBμV/m	Limit @3m dBμV/m	Margin dB
25956.00	Peak	41.69	5.93	47.62	74.00	-26.38
25956.00	Average	30.32	5.93	36.25	54.00	-17.75

Unless otherwise stated the results shown in this test report refer only to the sample(s) tested and such sample(s) are retained for 90 days only.
除非另有說明，此報告結果僅對測試之樣品負責，同時此樣品僅保留90天。本報告未經本公司書面許可，不可部份複製。
This document is issued by the Company subject to its General Conditions of Service printed overleaf, available on request or accessible at http://www.sgs.com.tw/Terms-and-Conditions and for electronic format documents, subject to Terms and Conditions for Electronic Documents at http://www.sgs.com.tw/Terms-and-Conditions. Attention is drawn to the limitation of liability, indemnification and jurisdiction issues defined therein. Any holder of this document is advised that information contained hereon reflects the Company's findings at the time of its intervention only and within the limits of Client's instructions, if any. The Company's sole responsibility is to its Client and this document does not exonerate parties to a transaction from exercising all their rights and obligations under the transaction documents. This document cannot be reproduced except in full, without prior written approval of the Company. Any unauthorized alteration, forgery or falsification of the content or appearance of this document is unlawful and offenders may be prosecuted to the fullest extent of the law.

Report Number	:TERF2605001552ER	Test Site	:SAC 1
Operation Mode	:BLE 1M	Test Date	:2026-05-21
Test Frequency	:2480 MHz	Temp./Humi.	:24.8℃/57%
Test Mode	:Tx	Antenna Pol.	:Vertical
EUT Pol	:E2 Plane	Engineer	:WJ Lin

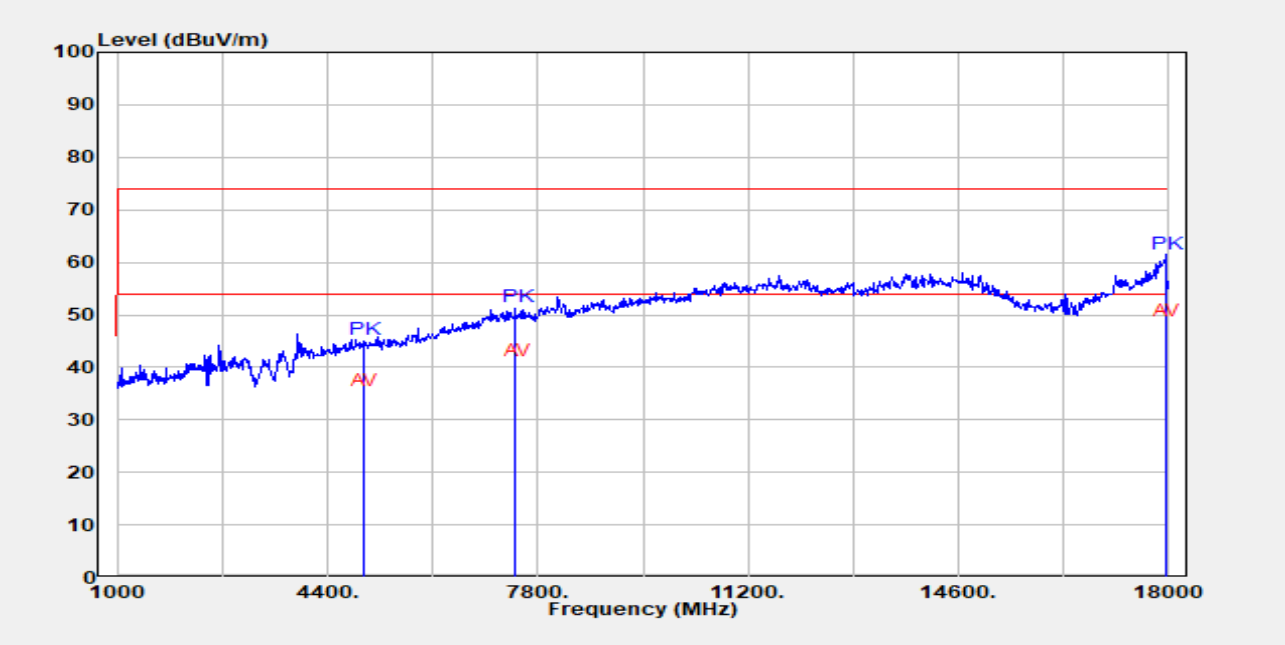

Freq. MHz	Detector Mode PK/QP/AV	Spectrum Reading Level dBμV	Factor dB	Actual FS dBμV/m	Limit @3m dBμV/m	Margin dB
4960.00	Peak	41.47	3.79	45.26	74.00	-28.74
4960.00	Average	31.59	3.79	35.38	54.00	-18.62
7440.00	Peak	41.93	9.59	51.52	74.00	-22.48
7440.00	Average	31.60	9.59	41.19	54.00	-12.81
17985.00	Peak	43.02	18.61	61.63	74.00	-12.37
17985.00	Average	30.21	18.61	48.82	54.00	-5.18

Unless otherwise stated the results shown in this test report refer only to the sample(s) tested and such sample(s) are retained for 90 days only.
除非另有說明，此報告結果僅對測試之樣品負責，同時此樣品僅保留90天。本報告未經本公司書面許可，不可部份複製。
This document is issued by the Company subject to its General Conditions of Service printed overleaf, available on request or accessible at http://www.sgs.com.tw/Terms-and-Conditions and for electronic format documents, subject to Terms and Conditions for Electronic Documents at http://www.sgs.com.tw/Terms-and-Conditions. Attention is drawn to the limitation of liability, indemnification and jurisdiction issues defined therein. Any holder of this document is advised that information contained hereon reflects the Company's findings at the time of its intervention only and within the limits of Client's instructions, if any. The Company's sole responsibility is to its Client and this document does not exonerate parties to a transaction from exercising all their rights and obligations under the transaction documents. This document cannot be reproduced except in full, without prior written approval of the Company. Any unauthorized alteration, forgery or falsification of the content or appearance of this document is unlawful and offenders may be prosecuted to the fullest extent of the law.

Report Number	:TERF2605001552ER	Test Site	:SAC 1
Operation Mode	:BLE 1M	Test Date	:2026-05-21
Test Frequency	:2480 MHz	Temp./Humi.	:24.8℃/57%
Test Mode	:Tx	Antenna Pol.	:Vertical
EUT Pol	:E2 Plane	Engineer	:WJ Lin

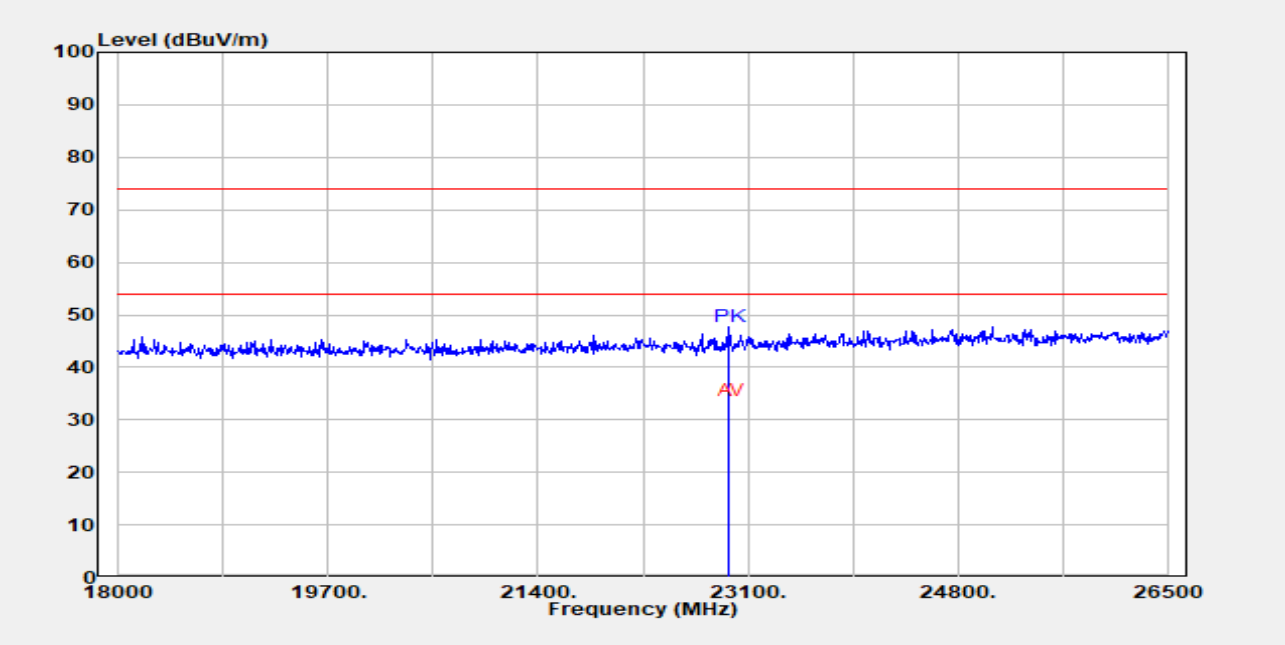

Freq. MHz	Detector Mode PK/QP/AV	Spectrum Reading Level dBμV	Factor dB	Actual FS dBμV/m	Limit @3m dBμV/m	Margin dB
22947.00	Peak	43.25	4.36	47.61	74.00	-26.39
22947.00	Average	29.11	4.36	33.47	54.00	-20.53

Unless otherwise stated the results shown in this test report refer only to the sample(s) tested and such sample(s) are retained for 90 days only.
除非另有說明，此報告結果僅對測試之樣品負責，同時此樣品僅保留90天。本報告未經本公司書面許可，不可部份複製。
This document is issued by the Company subject to its General Conditions of Service printed overleaf, available on request or accessible at http://www.sgs.com.tw/Terms-and-Conditions and for electronic format documents, subject to Terms and Conditions for Electronic Documents at http://www.sgs.com.tw/Terms-and-Conditions. Attention is drawn to the limitation of liability, indemnification and jurisdiction issues defined therein. Any holder of this document is advised that information contained hereon reflects the Company's findings at the time of its intervention only and within the limits of Client's instructions, if any. The Company's sole responsibility is to its Client and this document does not exonerate parties to a transaction from exercising all their rights and obligations under the transaction documents. This document cannot be reproduced except in full, without prior written approval of the Company. Any unauthorized alteration, forgery or falsification of the content or appearance of this document is unlawful and offenders may be prosecuted to the fullest extent of the law.

Report Number	:TERF2605001552ER	Test Site	:SAC 1
Operation Mode	:BLE 1M	Test Date	:2026-05-21
Test Frequency	:2480 MHz	Temp./Humi.	:24.8℃/57%
Test Mode	:Tx	Antenna Pol.	:Horizontal
EUT Pol	:E2 Plane	Engineer	:WJ Lin

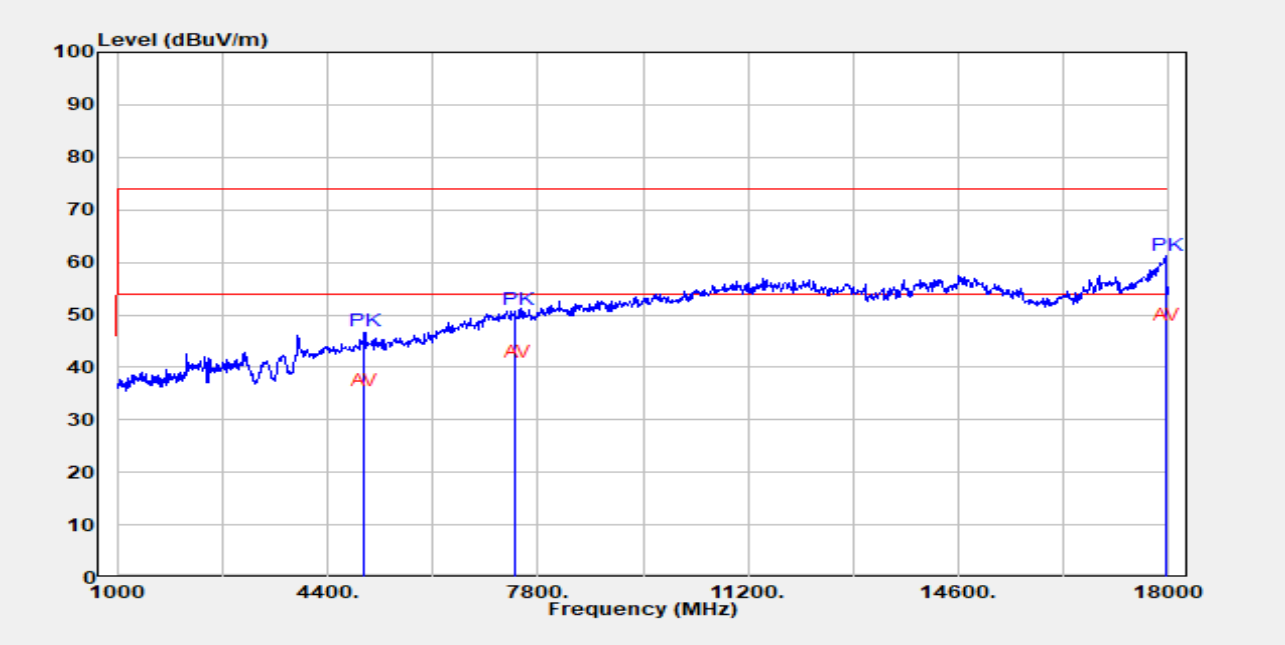

Freq. MHz	Detector Mode PK/QP/AV	Spectrum Reading Level dBμV	Factor dB	Actual FS dBμV/m	Limit @3m dBμV/m	Margin dB
4960.00	Peak	43.09	3.79	46.88	74.00	-27.12
4960.00	Average	31.59	3.79	35.38	54.00	-18.62
7440.00	Peak	41.37	9.59	50.96	74.00	-23.04
7440.00	Average	31.33	9.59	40.92	54.00	-13.08
17970.00	Peak	42.96	18.29	61.25	74.00	-12.75
17970.00	Average	29.80	18.29	48.09	54.00	-5.91

Unless otherwise stated the results shown in this test report refer only to the sample(s) tested and such sample(s) are retained for 90 days only.
除非另有說明，此報告結果僅對測試之樣品負責，同時此樣品僅保留90天。本報告未經本公司書面許可，不可部份複製。
This document is issued by the Company subject to its General Conditions of Service printed overleaf, available on request or accessible at http://www.sgs.com.tw/Terms-and-Conditions and for electronic format documents, subject to Terms and Conditions for Electronic Documents at http://www.sgs.com.tw/Terms-and-Conditions. Attention is drawn to the limitation of liability, indemnification and jurisdiction issues defined therein. Any holder of this document is advised that information contained hereon reflects the Company's findings at the time of its intervention only and within the limits of Client's instructions, if any. The Company's sole responsibility is to its Client and this document does not exonerate parties to a transaction from exercising all their rights and obligations under the transaction documents. This document cannot be reproduced except in full, without prior written approval of the Company. Any unauthorized alteration, forgery or falsification of the content or appearance of this document is unlawful and offenders may be prosecuted to the fullest extent of the law.

Report Number	:TERF2605001552ER	Test Site	:SAC 1
Operation Mode	:BLE 1M	Test Date	:2026-05-21
Test Frequency	:2480 MHz	Temp./Humi.	:24.8℃/57%
Test Mode	:Tx	Antenna Pol.	:Horizontal
EUT Pol	:E2 Plane	Engineer	:WJ Lin

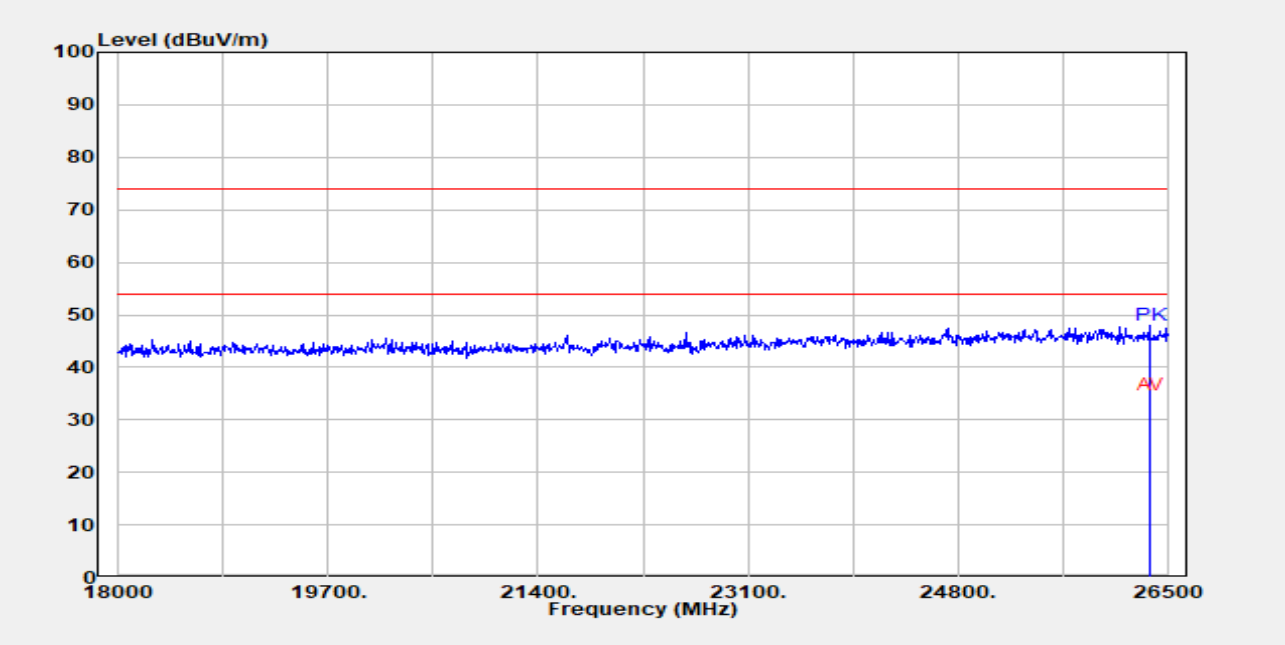

Freq. MHz	Detector Mode PK/QP/AV	Spectrum Reading Level dBμV	Factor dB	Actual FS dBμV/m	Limit @3m dBμV/m	Margin dB
26355.50	Peak	42.42	5.64	48.06	74.00	-25.94
26355.50	Average	29.17	5.64	34.81	54.00	-19.19

Unless otherwise stated the results shown in this test report refer only to the sample(s) tested and such sample(s) are retained for 90 days only.
除非另有說明，此報告結果僅對測試之樣品負責，同時此樣品僅保留90天。本報告未經本公司書面許可，不可部份複製。
This document is issued by the Company subject to its General Conditions of Service printed overleaf, available on request or accessible at http://www.sgs.com.tw/Terms-and-Conditions and for electronic format documents, subject to Terms and Conditions for Electronic Documents at http://www.sgs.com.tw/Terms-and-Conditions. Attention is drawn to the limitation of liability, indemnification and jurisdiction issues defined therein. Any holder of this document is advised that information contained hereon reflects the Company's findings at the time of its intervention only and within the limits of Client's instructions, if any. The Company's sole responsibility is to its Client and this document does not exonerate parties to a transaction from exercising all their rights and obligations under the transaction documents. This document cannot be reproduced except in full, without prior written approval of the Company. Any unauthorized alteration, forgery or falsification of the content or appearance of this document is unlawful and offenders may be prosecuted to the fullest extent of the law.

Report Number	:TERF2605001552ER	Test Site	:SAC 1
Operation Mode	:BLE 2M	Test Date	:2026-05-21
Test Frequency	:2402 MHz	Temp./Humi.	:24.8℃/57%
Test Mode	:Tx	Antenna Pol.	:Vertical
EUT Pol	:E2 Plane	Engineer	:WJ Lin

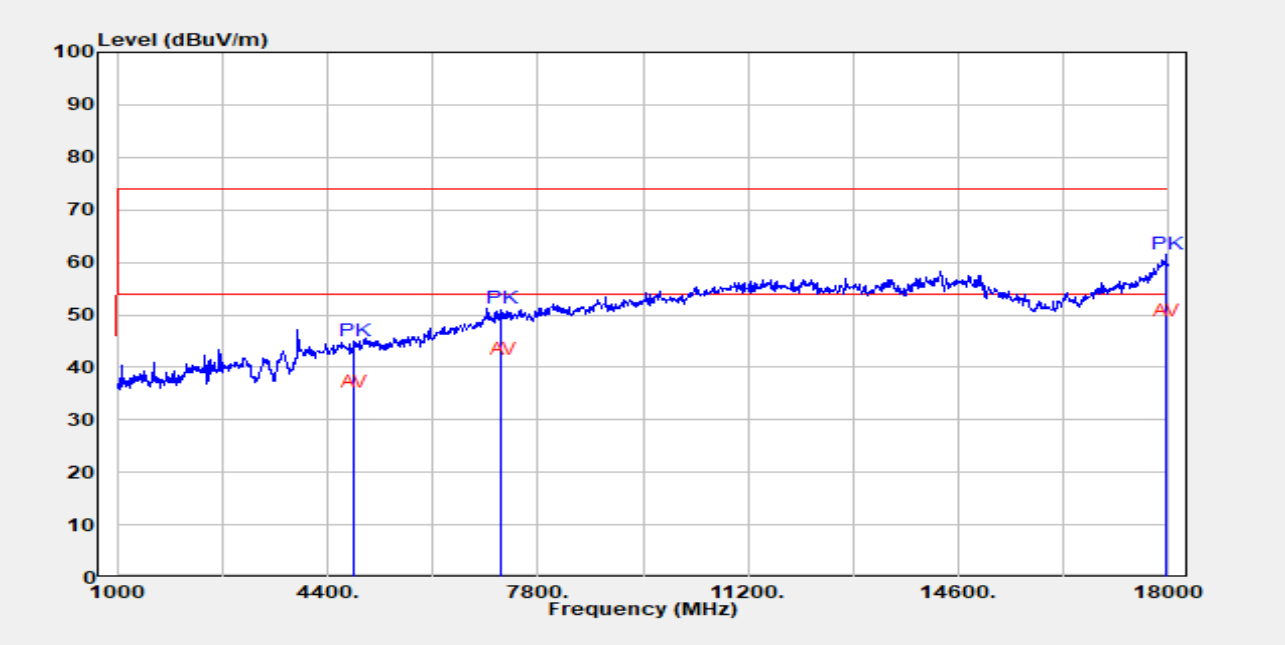

Freq. MHz	Detector Mode PK/QP/AV	Spectrum Reading Level dBμV	Factor dB	Actual FS dBμV/m	Limit @3m dBμV/m	Margin dB
4804.00	Peak	41.29	3.57	44.86	74.00	-29.14
4804.00	Average	31.63	3.57	35.20	54.00	-18.80
7206.00	Peak	41.63	9.56	51.19	74.00	-22.81
7206.00	Average	31.97	9.56	41.53	54.00	-12.47
17985.00	Peak	42.96	18.61	61.57	74.00	-12.43
17985.00	Average	30.19	18.61	48.80	54.00	-5.20

Unless otherwise stated the results shown in this test report refer only to the sample(s) tested and such sample(s) are retained for 90 days only.
除非另有說明，此報告結果僅對測試之樣品負責，同時此樣品僅保留90天。本報告未經本公司書面許可，不可部份複製。
This document is issued by the Company subject to its General Conditions of Service printed overleaf, available on request or accessible at http://www.sgs.com.tw/Terms-and-Conditions and for electronic format documents, subject to Terms and Conditions for Electronic Documents at http://www.sgs.com.tw/Terms-and-Conditions. Attention is drawn to the limitation of liability, indemnification and jurisdiction issues defined therein. Any holder of this document is advised that information contained hereon reflects the Company's findings at the time of its intervention only and within the limits of Client's instructions, if any. The Company's sole responsibility is to its Client and this document does not exonerate parties to a transaction from exercising all their rights and obligations under the transaction documents. This document cannot be reproduced except in full, without prior written approval of the Company. Any unauthorized alteration, forgery or falsification of the content or appearance of this document is unlawful and offenders may be prosecuted to the fullest extent of the law.

Report Number	:TERF2605001552ER	Test Site	:SAC 1
Operation Mode	:BLE 2M	Test Date	:2026-05-21
Test Frequency	:2402 MHz	Temp./Humi.	:24.8℃/57%
Test Mode	:Tx	Antenna Pol.	:Vertical
EUT Pol	:E2 Plane	Engineer	:WJ Lin

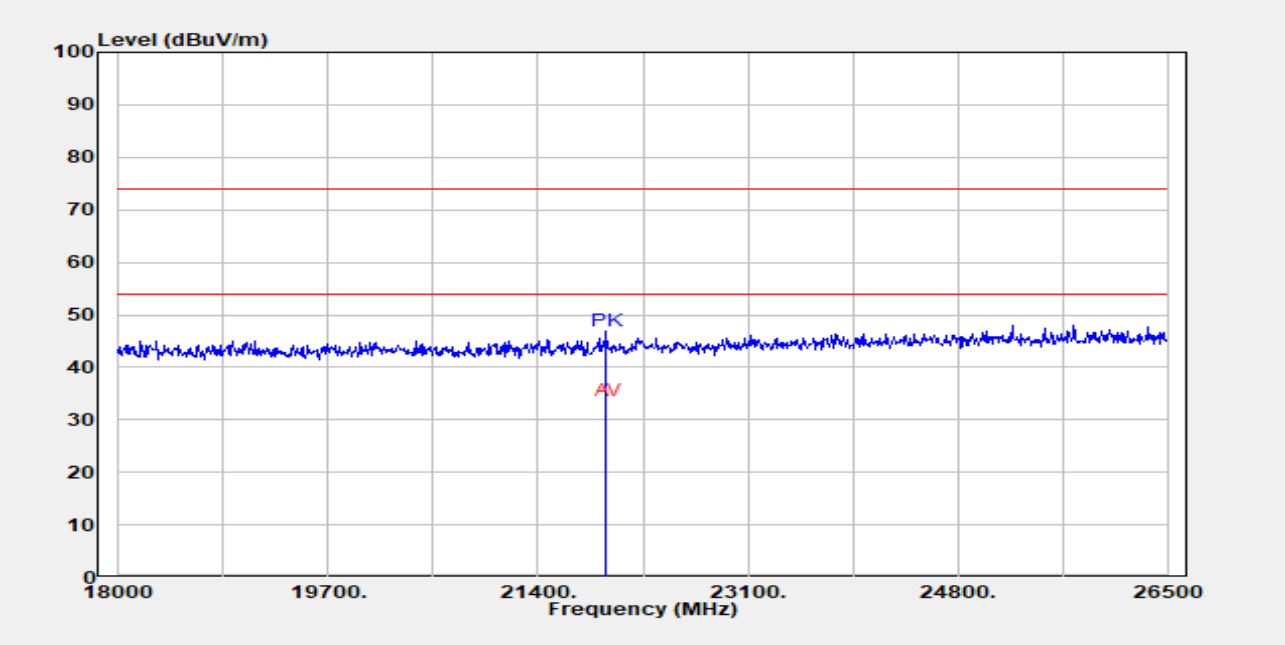

Freq. MHz	Detector Mode PK/QP/AV	Spectrum Reading Level dBμV	Factor dB	Actual FS dBμV/m	Limit @3m dBμV/m	Margin dB
21952.50	Peak	43.73	3.18	46.91	74.00	-27.09
21952.50	Average	30.54	3.18	33.72	54.00	-20.28

Unless otherwise stated the results shown in this test report refer only to the sample(s) tested and such sample(s) are retained for 90 days only.
除非另有說明，此報告結果僅對測試之樣品負責，同時此樣品僅保留90天。本報告未經本公司書面許可，不可部份複製。
This document is issued by the Company subject to its General Conditions of Service printed overleaf, available on request or accessible at http://www.sgs.com.tw/Terms-and-Conditions and for electronic format documents, subject to Terms and Conditions for Electronic Documents at http://www.sgs.com.tw/Terms-and-Conditions. Attention is drawn to the limitation of liability, indemnification and jurisdiction issues defined therein. Any holder of this document is advised that information contained hereon reflects the Company's findings at the time of its intervention only and within the limits of Client's instructions, if any. The Company's sole responsibility is to its Client and this document does not exonerate parties to a transaction from exercising all their rights and obligations under the transaction documents. This document cannot be reproduced except in full, without prior written approval of the Company. Any unauthorized alteration, forgery or falsification of the content or appearance of this document is unlawful and offenders may be prosecuted to the fullest extent of the law.

Report Number	:TERF2605001552ER	Test Site	:SAC 1
Operation Mode	:BLE 2M	Test Date	:2026-05-21
Test Frequency	:2402 MHz	Temp./Humi.	:24.8℃/57%
Test Mode	:Tx	Antenna Pol.	:Horizontal
EUT Pol	:E2 Plane	Engineer	:WJ Lin

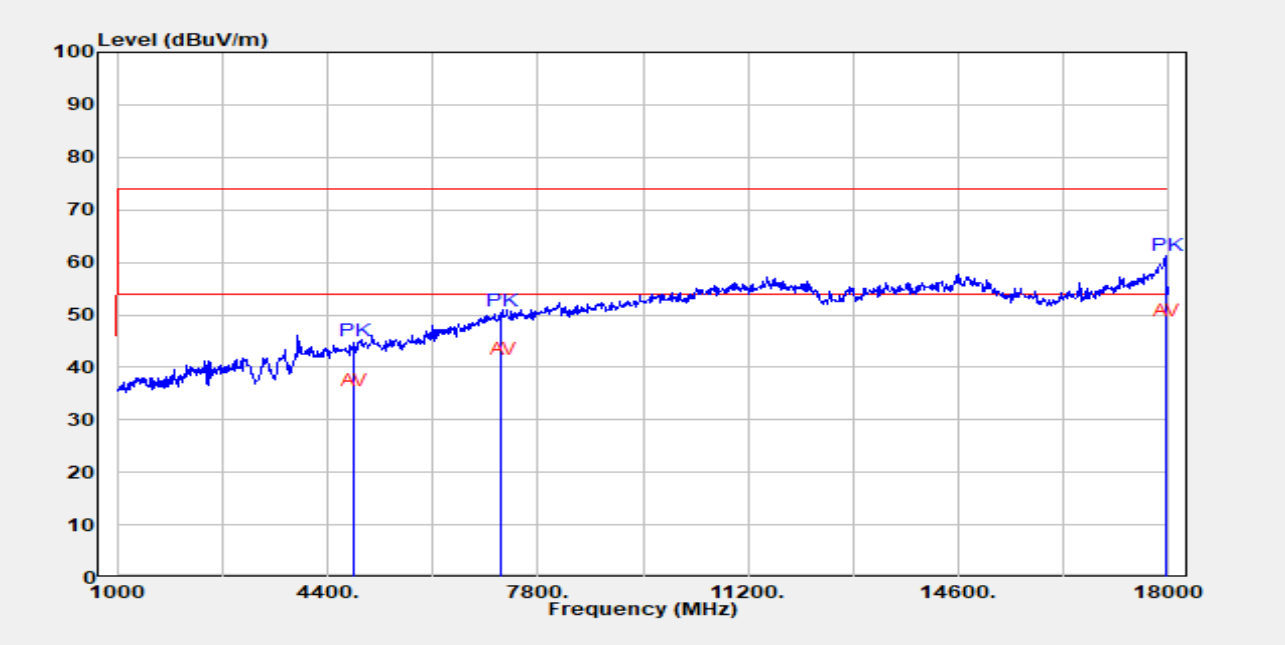

Freq. MHz	Detector Mode PK/QP/AV	Spectrum Reading Level dBμV	Factor dB	Actual FS dBμV/m	Limit @3m dBμV/m	Margin dB
4804.00	Peak	41.49	3.57	45.06	74.00	-28.94
4804.00	Average	31.87	3.57	35.44	54.00	-18.56
7206.00	Peak	41.00	9.56	50.56	74.00	-23.44
7206.00	Average	32.03	9.56	41.59	54.00	-12.41
17985.00	Peak	42.70	18.61	61.31	74.00	-12.69
17985.00	Average	30.27	18.61	48.88	54.00	-5.12

Unless otherwise stated the results shown in this test report refer only to the sample(s) tested and such sample(s) are retained for 90 days only.
除非另有說明，此報告結果僅對測試之樣品負責，同時此樣品僅保留90天。本報告未經本公司書面許可，不可部份複製。
This document is issued by the Company subject to its General Conditions of Service printed overleaf, available on request or accessible at http://www.sgs.com.tw/Terms-and-Conditions and for electronic format documents, subject to Terms and Conditions for Electronic Documents at http://www.sgs.com.tw/Terms-and-Conditions. Attention is drawn to the limitation of liability, indemnification and jurisdiction issues defined therein. Any holder of this document is advised that information contained hereon reflects the Company's findings at the time of its intervention only and within the limits of Client's instructions, if any. The Company's sole responsibility is to its Client and this document does not exonerate parties to a transaction from exercising all their rights and obligations under the transaction documents. This document cannot be reproduced except in full, without prior written approval of the Company. Any unauthorized alteration, forgery or falsification of the content or appearance of this document is unlawful and offenders may be prosecuted to the fullest extent of the law.

Report Number	:TERF2605001552ER	Test Site	:SAC 1
Operation Mode	:BLE 2M	Test Date	:2026-05-21
Test Frequency	:2402 MHz	Temp./Humi.	:24.8℃/57%
Test Mode	:Tx	Antenna Pol.	:Horizontal
EUT Pol	:E2 Plane	Engineer	:WJ Lin

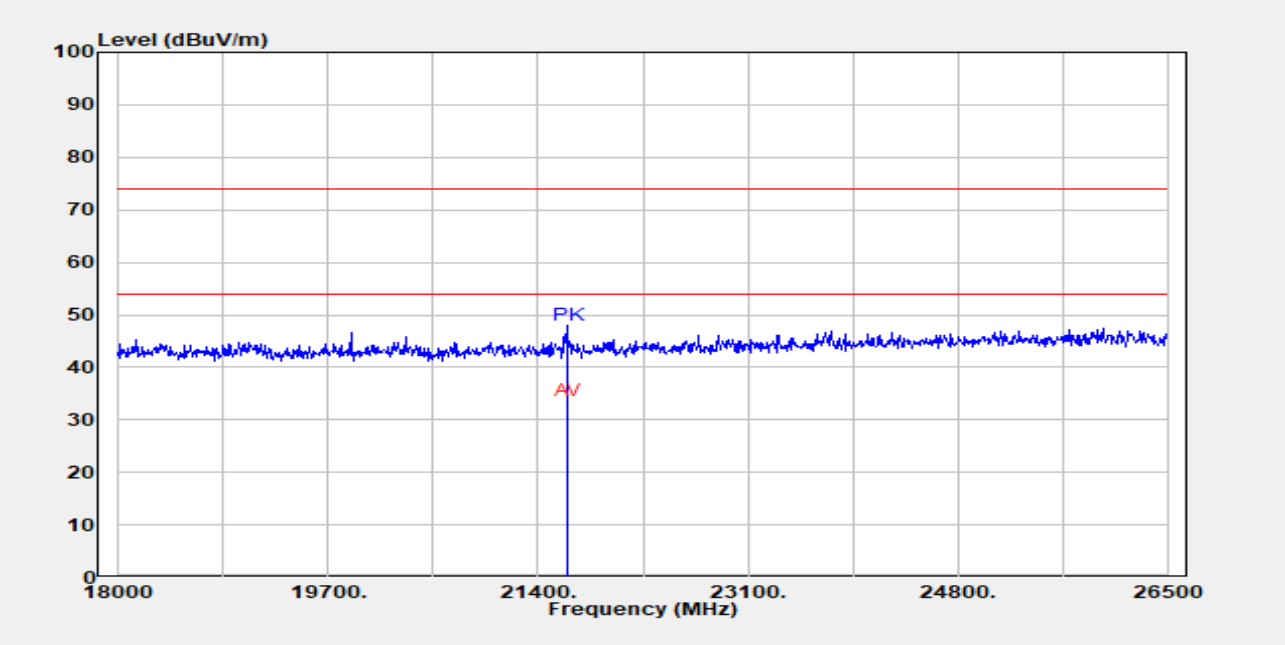

Freq. MHz	Detector Mode PK/QP/AV	Spectrum Reading Level dBμV	Factor dB	Actual FS dBμV/m	Limit @3m dBμV/m	Margin dB
21629.50	Peak	45.23	2.62	47.85	74.00	-26.15
21629.50	Average	30.90	2.62	33.52	54.00	-20.48

Unless otherwise stated the results shown in this test report refer only to the sample(s) tested and such sample(s) are retained for 90 days only.
除非另有說明，此報告結果僅對測試之樣品負責，同時此樣品僅保留90天。本報告未經本公司書面許可，不可部份複製。
This document is issued by the Company subject to its General Conditions of Service printed overleaf, available on request or accessible at http://www.sgs.com.tw/Terms-and-Conditions and for electronic format documents, subject to Terms and Conditions for Electronic Documents at http://www.sgs.com.tw/Terms-and-Conditions. Attention is drawn to the limitation of liability, indemnification and jurisdiction issues defined therein. Any holder of this document is advised that information contained hereon reflects the Company's findings at the time of its intervention only and within the limits of Client's instructions, if any. The Company's sole responsibility is to its Client and this document does not exonerate parties to a transaction from exercising all their rights and obligations under the transaction documents. This document cannot be reproduced except in full, without prior written approval of the Company. Any unauthorized alteration, forgery or falsification of the content or appearance of this document is unlawful and offenders may be prosecuted to the fullest extent of the law.

Report Number	:TERF2605001552ER	Test Site	:SAC 1
Operation Mode	:BLE 2M	Test Date	:2026-05-21
Test Frequency	:2442 MHz	Temp./Humi.	:24.8℃/57%
Test Mode	:Tx	Antenna Pol.	:Vertical
EUT Pol	:E2 Plane	Engineer	:WJ Lin

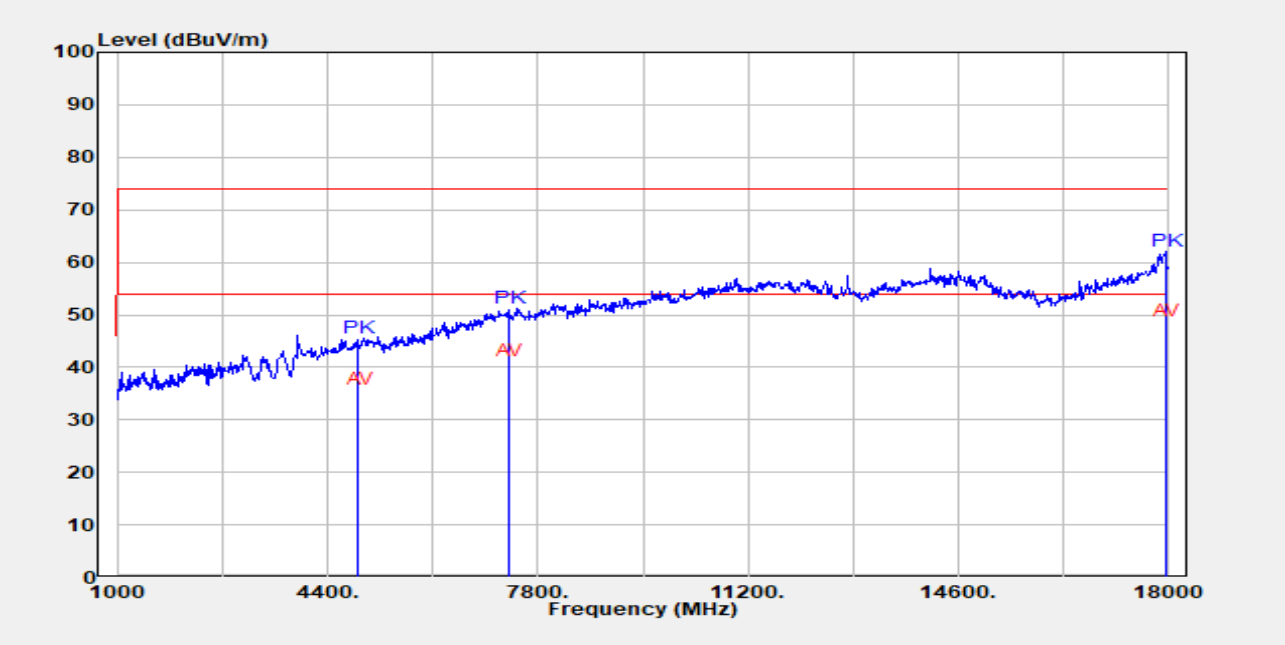

Freq. MHz	Detector Mode PK/QP/AV	Spectrum Reading Level dBμV	Factor dB	Actual FS dBμV/m	Limit @3m dBμV/m	Margin dB
4884.00	Peak	42.06	3.42	45.48	74.00	-28.52
4884.00	Average	32.27	3.42	35.69	54.00	-18.31
7326.00	Peak	41.75	9.48	51.23	74.00	-22.77
7326.00	Average	31.74	9.48	41.22	54.00	-12.78
17985.00	Peak	43.39	18.61	62.00	74.00	-12.00
17985.00	Average	30.28	18.61	48.89	54.00	-5.11

Unless otherwise stated the results shown in this test report refer only to the sample(s) tested and such sample(s) are retained for 90 days only.
除非另有說明，此報告結果僅對測試之樣品負責，同時此樣品僅保留90天。本報告未經本公司書面許可，不可部份複製。
This document is issued by the Company subject to its General Conditions of Service printed overleaf, available on request or accessible at http://www.sgs.com.tw/Terms-and-Conditions and for electronic format documents, subject to Terms and Conditions for Electronic Documents at http://www.sgs.com.tw/Terms-and-Conditions. Attention is drawn to the limitation of liability, indemnification and jurisdiction issues defined therein. Any holder of this document is advised that information contained hereon reflects the Company's findings at the time of its intervention only and within the limits of Client's instructions, if any. The Company's sole responsibility is to its Client and this document does not exonerate parties to a transaction from exercising all their rights and obligations under the transaction documents. This document cannot be reproduced except in full, without prior written approval of the Company. Any unauthorized alteration, forgery or falsification of the content or appearance of this document is unlawful and offenders may be prosecuted to the fullest extent of the law.

Report Number	:TERF2605001552ER	Test Site	:SAC 1
Operation Mode	:BLE 2M	Test Date	:2026-05-21
Test Frequency	:2442 MHz	Temp./Humi.	:24.8℃/57%
Test Mode	:Tx	Antenna Pol.	:Vertical
EUT Pol	:E2 Plane	Engineer	:WJ Lin

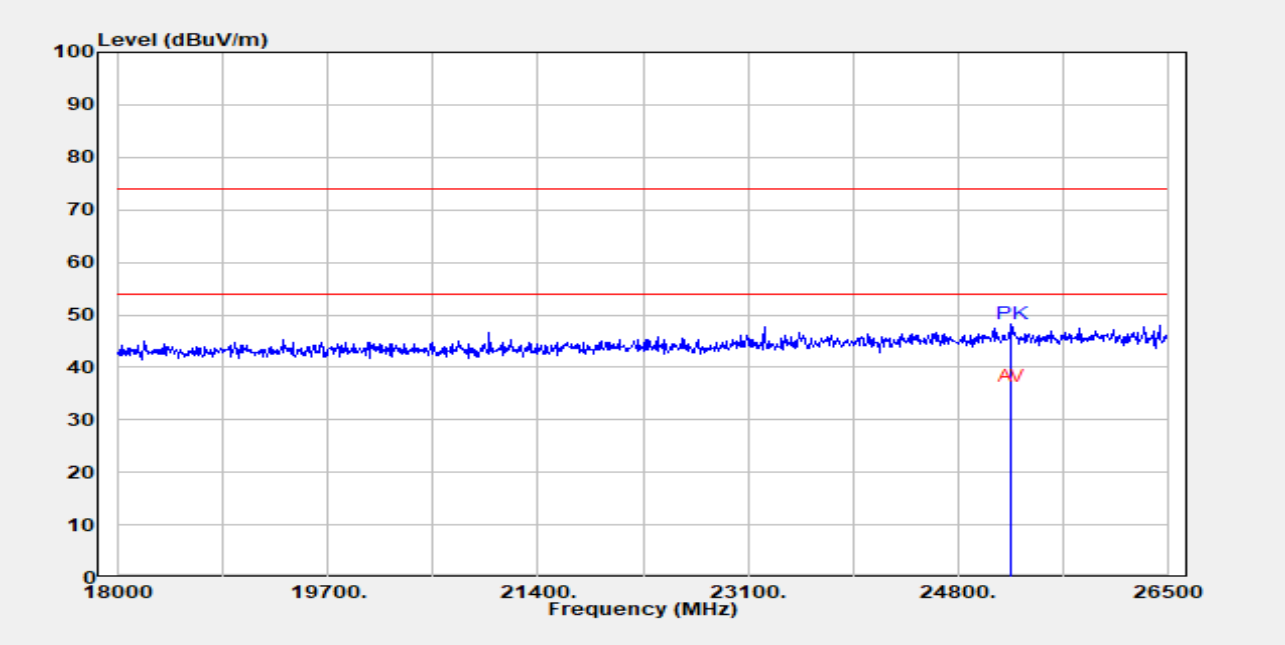

Freq. MHz	Detector Mode PK/QP/AV	Spectrum Reading Level dBμV	Factor dB	Actual FS dBμV/m	Limit @3m dBμV/m	Margin dB
25233.50	Peak	42.15	5.98	48.13	74.00	-25.87
25233.50	Average	30.26	5.98	36.24	54.00	-17.76

Unless otherwise stated the results shown in this test report refer only to the sample(s) tested and such sample(s) are retained for 90 days only.
除非另有說明，此報告結果僅對測試之樣品負責，同時此樣品僅保留90天。本報告未經本公司書面許可，不可部份複製。
This document is issued by the Company subject to its General Conditions of Service printed overleaf, available on request or accessible at http://www.sgs.com.tw/Terms-and-Conditions and for electronic format documents, subject to Terms and Conditions for Electronic Documents at http://www.sgs.com.tw/Terms-and-Conditions. Attention is drawn to the limitation of liability, indemnification and jurisdiction issues defined therein. Any holder of this document is advised that information contained hereon reflects the Company's findings at the time of its intervention only and within the limits of Client's instructions, if any. The Company's sole responsibility is to its Client and this document does not exonerate parties to a transaction from exercising all their rights and obligations under the transaction documents. This document cannot be reproduced except in full, without prior written approval of the Company. Any unauthorized alteration, forgery or falsification of the content or appearance of this document is unlawful and offenders may be prosecuted to the fullest extent of the law.

Report Number	:TERF2605001552ER	Test Site	:SAC 1
Operation Mode	:BLE 2M	Test Date	:2026-05-21
Test Frequency	:2442 MHz	Temp./Humi.	:24.8℃/57%
Test Mode	:Tx	Antenna Pol.	:Horizontal
EUT Pol	:E2 Plane	Engineer	:WJ Lin

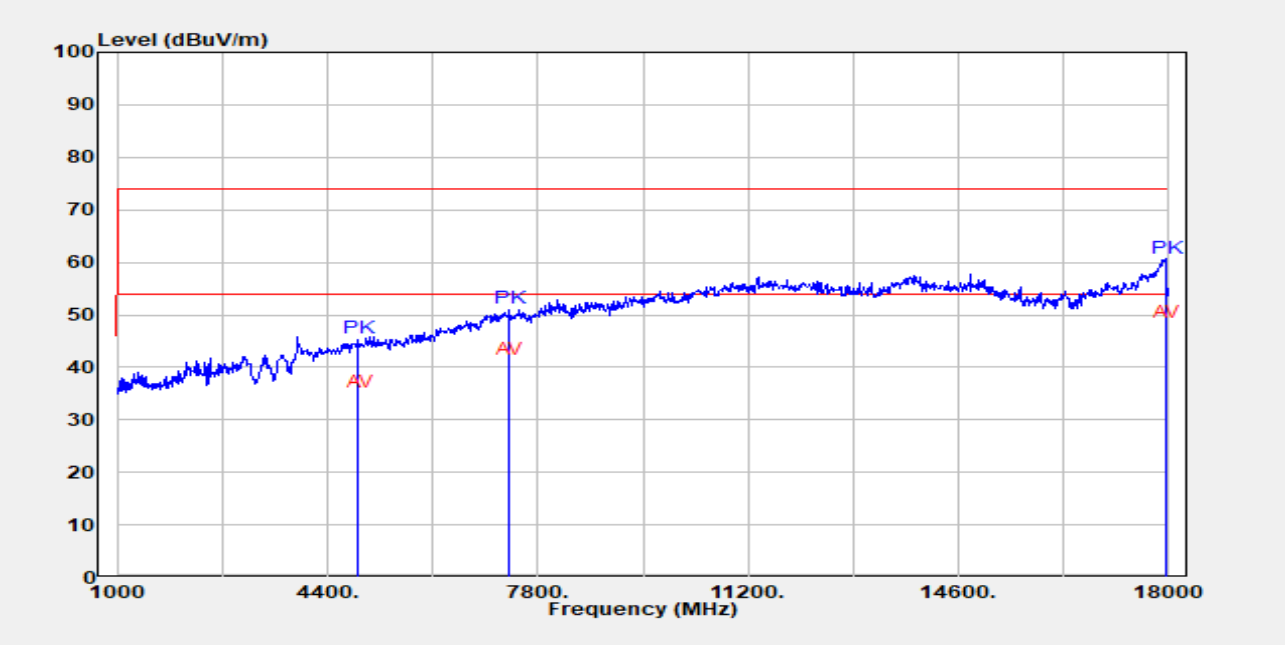

Freq. MHz	Detector Mode PK/QP/AV	Spectrum Reading Level dBμV	Factor dB	Actual FS dBμV/m	Limit @3m dBμV/m	Margin dB
4884.00	Peak	42.10	3.42	45.52	74.00	-28.48
4884.00	Average	31.81	3.42	35.23	54.00	-18.77
7326.00	Peak	41.65	9.48	51.13	74.00	-22.87
7326.00	Average	31.92	9.48	41.40	54.00	-12.60
17985.00	Peak	42.02	18.61	60.63	74.00	-13.37
17985.00	Average	29.81	18.61	48.42	54.00	-5.58

Unless otherwise stated the results shown in this test report refer only to the sample(s) tested and such sample(s) are retained for 90 days only.
除非另有說明，此報告結果僅對測試之樣品負責，同時此樣品僅保留90天。本報告未經本公司書面許可，不可部份複製。
This document is issued by the Company subject to its General Conditions of Service printed overleaf, available on request or accessible at http://www.sgs.com.tw/Terms-and-Conditions and for electronic format documents, subject to Terms and Conditions for Electronic Documents at http://www.sgs.com.tw/Terms-and-Conditions. Attention is drawn to the limitation of liability, indemnification and jurisdiction issues defined therein. Any holder of this document is advised that information contained hereon reflects the Company's findings at the time of its intervention only and within the limits of Client's instructions, if any. The Company's sole responsibility is to its Client and this document does not exonerate parties to a transaction from exercising all their rights and obligations under the transaction documents. This document cannot be reproduced except in full, without prior written approval of the Company. Any unauthorized alteration, forgery or falsification of the content or appearance of this document is unlawful and offenders may be prosecuted to the fullest extent of the law.

Report Number	:TERF2605001552ER	Test Site	:SAC 1
Operation Mode	:BLE 2M	Test Date	:2026-05-21
Test Frequency	:2442 MHz	Temp./Humi.	:24.8℃/57%
Test Mode	:Tx	Antenna Pol.	:Horizontal
EUT Pol	:E2 Plane	Engineer	:WJ Lin

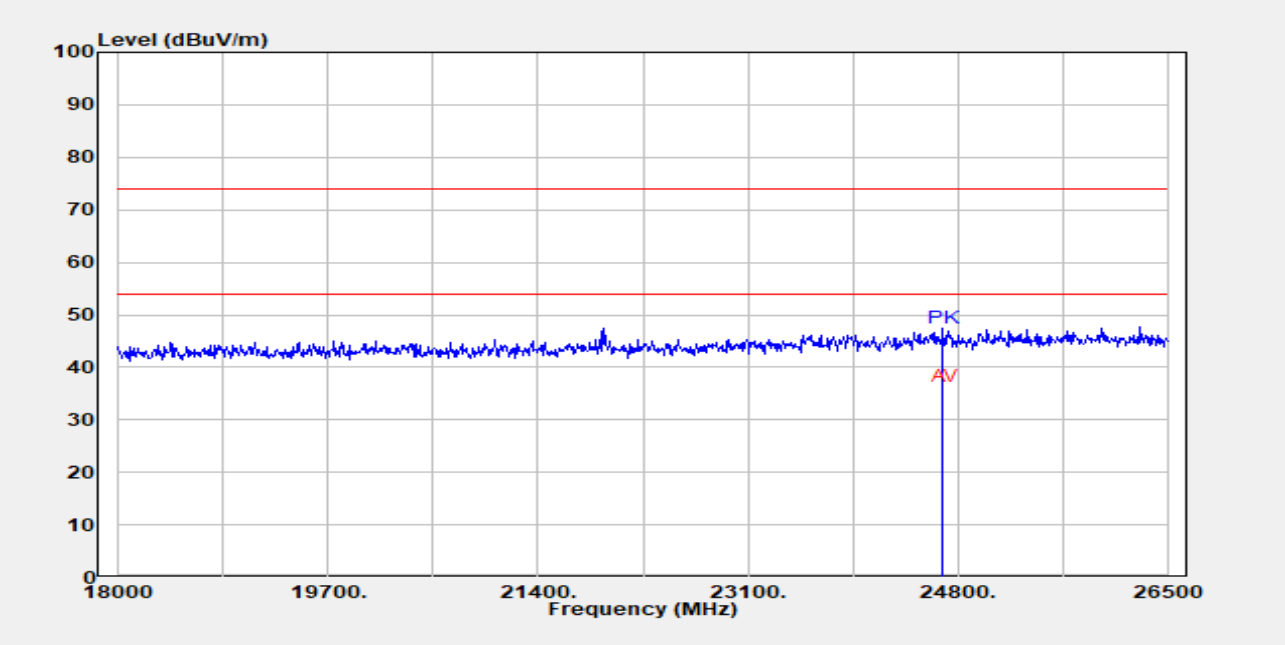

Freq. MHz	Detector Mode PK/QP/AV	Spectrum Reading Level dBμV	Factor dB	Actual FS dBμV/m	Limit @3m dBμV/m	Margin dB
24681.00	Peak	41.83	5.71	47.54	74.00	-26.46
24681.00	Average	30.54	5.71	36.25	54.00	-17.75

Unless otherwise stated the results shown in this test report refer only to the sample(s) tested and such sample(s) are retained for 90 days only.
除非另有說明，此報告結果僅對測試之樣品負責，同時此樣品僅保留90天。本報告未經本公司書面許可，不可部份複製。
This document is issued by the Company subject to its General Conditions of Service printed overleaf, available on request or accessible at http://www.sgs.com.tw/Terms-and-Conditions and for electronic format documents, subject to Terms and Conditions for Electronic Documents at http://www.sgs.com.tw/Terms-and-Conditions. Attention is drawn to the limitation of liability, indemnification and jurisdiction issues defined therein. Any holder of this document is advised that information contained hereon reflects the Company's findings at the time of its intervention only and within the limits of Client's instructions, if any. The Company's sole responsibility is to its Client and this document does not exonerate parties to a transaction from exercising all their rights and obligations under the transaction documents. This document cannot be reproduced except in full, without prior written approval of the Company. Any unauthorized alteration, forgery or falsification of the content or appearance of this document is unlawful and offenders may be prosecuted to the fullest extent of the law.

Report Number	:TERF2605001552ER	Test Site	:SAC 1
Operation Mode	:BLE 2M	Test Date	:2026-05-21
Test Frequency	:2480 MHz	Temp./Humi.	:24.8℃/57%
Test Mode	:Tx	Antenna Pol.	:Vertical
EUT Pol	:E2 Plane	Engineer	:WJ Lin

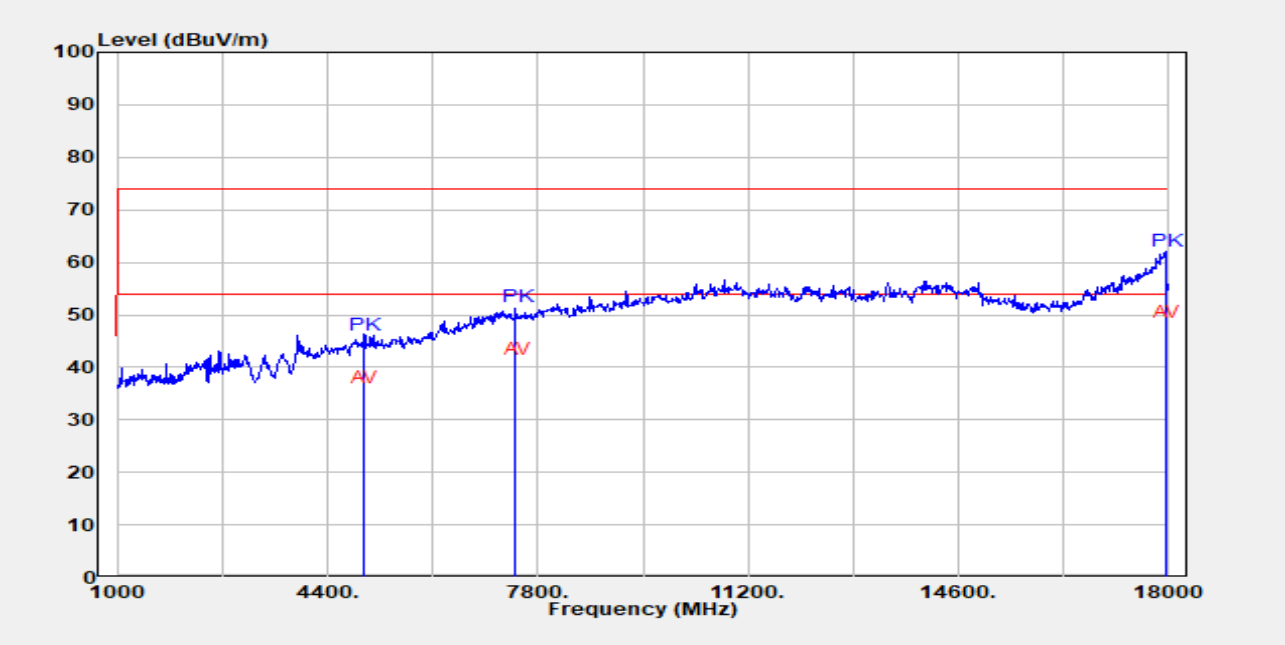

Freq. MHz	Detector Mode PK/QP/AV	Spectrum Reading Level dBμV	Factor dB	Actual FS dBμV/m	Limit @3m dBμV/m	Margin dB
4960.00	Peak	42.23	3.79	46.02	74.00	-27.98
4960.00	Average	32.23	3.79	36.02	54.00	-17.98
7440.00	Peak	41.90	9.59	51.49	74.00	-22.51
7440.00	Average	31.98	9.59	41.57	54.00	-12.43
17970.00	Peak	43.78	18.29	62.07	74.00	-11.93
17970.00	Average	30.34	18.29	48.63	54.00	-5.37

Unless otherwise stated the results shown in this test report refer only to the sample(s) tested and such sample(s) are retained for 90 days only.
除非另有說明，此報告結果僅對測試之樣品負責，同時此樣品僅保留90天。本報告未經本公司書面許可，不可部份複製。
This document is issued by the Company subject to its General Conditions of Service printed overleaf, available on request or accessible at http://www.sgs.com.tw/Terms-and-Conditions and for electronic format documents, subject to Terms and Conditions for Electronic Documents at http://www.sgs.com.tw/Terms-and-Conditions. Attention is drawn to the limitation of liability, indemnification and jurisdiction issues defined therein. Any holder of this document is advised that information contained hereon reflects the Company's findings at the time of its intervention only and within the limits of Client's instructions, if any. The Company's sole responsibility is to its Client and this document does not exonerate parties to a transaction from exercising all their rights and obligations under the transaction documents. This document cannot be reproduced except in full, without prior written approval of the Company. Any unauthorized alteration, forgery or falsification of the content or appearance of this document is unlawful and offenders may be prosecuted to the fullest extent of the law.

Report Number	:TERF2605001552ER	Test Site	:SAC 1
Operation Mode	:BLE 2M	Test Date	:2026-05-21
Test Frequency	:2480 MHz	Temp./Humi.	:24.8℃/57%
Test Mode	:Tx	Antenna Pol.	:Vertical
EUT Pol	:E2 Plane	Engineer	:WJ Lin

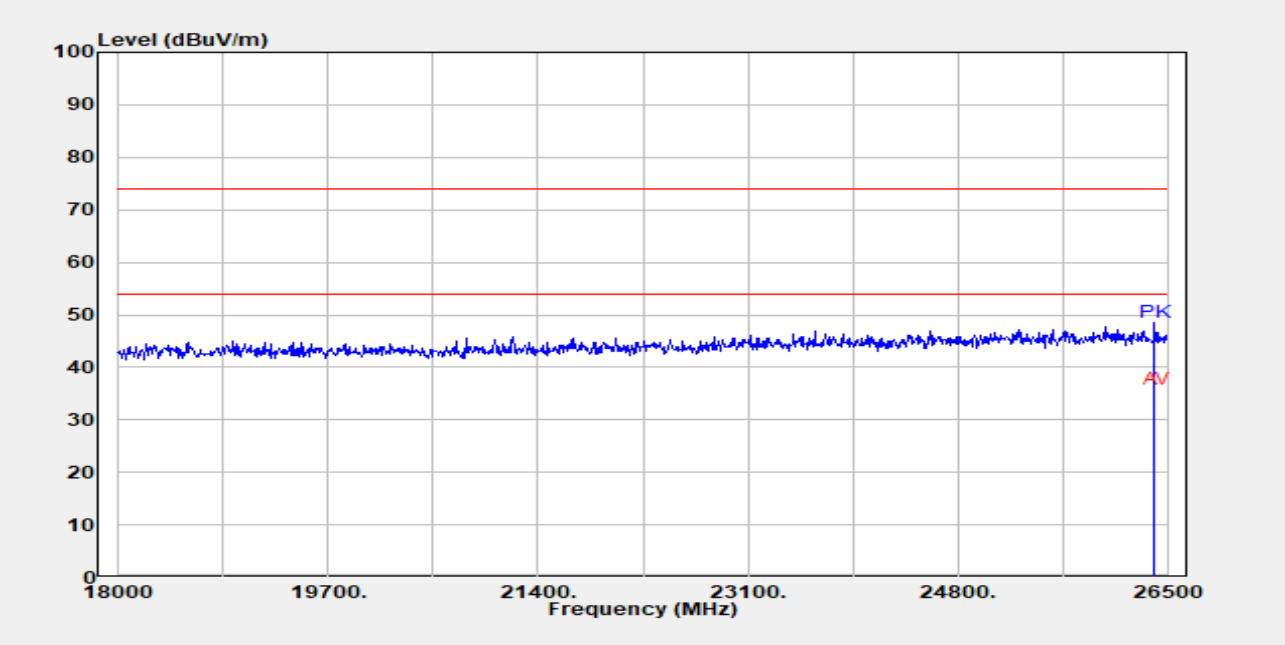

Freq. MHz	Detector Mode PK/QP/AV	Spectrum Reading Level dBμV	Factor dB	Actual FS dBμV/m	Limit @3m dBμV/m	Margin dB
26398.00	Peak	42.80	5.78	48.58	74.00	-25.42
26398.00	Average	30.10	5.78	35.88	54.00	-18.12

Unless otherwise stated the results shown in this test report refer only to the sample(s) tested and such sample(s) are retained for 90 days only.
除非另有說明，此報告結果僅對測試之樣品負責，同時此樣品僅保留90天。本報告未經本公司書面許可，不可部份複製。
This document is issued by the Company subject to its General Conditions of Service printed overleaf, available on request or accessible at http://www.sgs.com.tw/Terms-and-Conditions and for electronic format documents, subject to Terms and Conditions for Electronic Documents at http://www.sgs.com.tw/Terms-and-Conditions. Attention is drawn to the limitation of liability, indemnification and jurisdiction issues defined therein. Any holder of this document is advised that information contained hereon reflects the Company's findings at the time of its intervention only and within the limits of Client's instructions, if any. The Company's sole responsibility is to its Client and this document does not exonerate parties to a transaction from exercising all their rights and obligations under the transaction documents. This document cannot be reproduced except in full, without prior written approval of the Company. Any unauthorized alteration, forgery or falsification of the content or appearance of this document is unlawful and offenders may be prosecuted to the fullest extent of the law.

Report Number	:TERF2605001552ER	Test Site	:SAC 1
Operation Mode	:BLE 2M	Test Date	:2026-05-21
Test Frequency	:2480 MHz	Temp./Humi.	:24.8℃/57%
Test Mode	:Tx	Antenna Pol.	:Horizontal
EUT Pol	:E2 Plane	Engineer	:WJ Lin

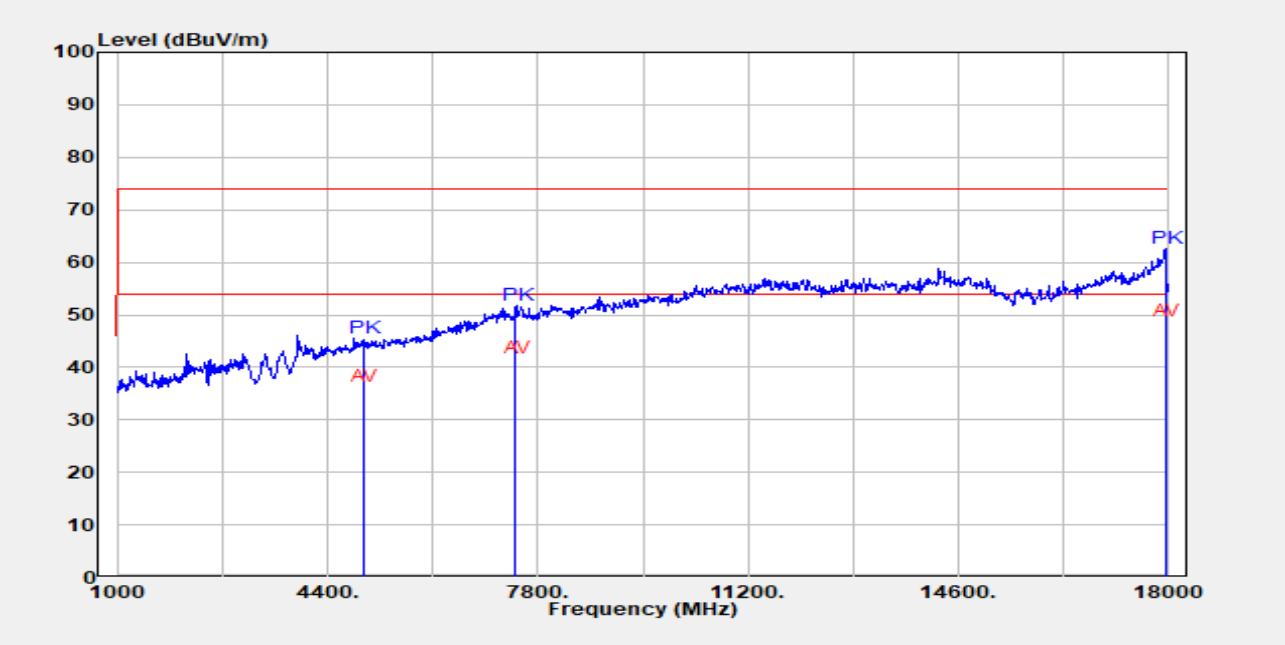

Freq. MHz	Detector Mode PK/QP/AV	Spectrum Reading Level dBμV	Factor dB	Actual FS dBμV/m	Limit @3m dBμV/m	Margin dB
4960.00	Peak	41.62	3.79	45.41	74.00	-28.59
4960.00	Average	32.42	3.79	36.21	54.00	-17.79
7440.00	Peak	42.13	9.59	51.72	74.00	-22.28
7440.00	Average	32.05	9.59	41.64	54.00	-12.36
17970.00	Peak	44.42	18.29	62.71	74.00	-11.29
17970.00	Average	30.61	18.29	48.90	54.00	-5.10

Unless otherwise stated the results shown in this test report refer only to the sample(s) tested and such sample(s) are retained for 90 days only.
除非另有說明，此報告結果僅對測試之樣品負責，同時此樣品僅保留90天。本報告未經本公司書面許可，不可部份複製。
This document is issued by the Company subject to its General Conditions of Service printed overleaf, available on request or accessible at http://www.sgs.com.tw/Terms-and-Conditions and for electronic format documents, subject to Terms and Conditions for Electronic Documents at http://www.sgs.com.tw/Terms-and-Conditions. Attention is drawn to the limitation of liability, indemnification and jurisdiction issues defined therein. Any holder of this document is advised that information contained hereon reflects the Company's findings at the time of its intervention only and within the limits of Client's instructions, if any. The Company's sole responsibility is to its Client and this document does not exonerate parties to a transaction from exercising all their rights and obligations under the transaction documents. This document cannot be reproduced except in full, without prior written approval of the Company. Any unauthorized alteration, forgery or falsification of the content or appearance of this document is unlawful and offenders may be prosecuted to the fullest extent of the law.

Report Number	:TERF2605001552ER	Test Site	:SAC 1
Operation Mode	:BLE 2M	Test Date	:2026-05-21
Test Frequency	:2480 MHz	Temp./Humi.	:24.8℃/57%
Test Mode	:Tx	Antenna Pol.	:Horizontal
EUT Pol	:E2 Plane	Engineer	:WJ Lin

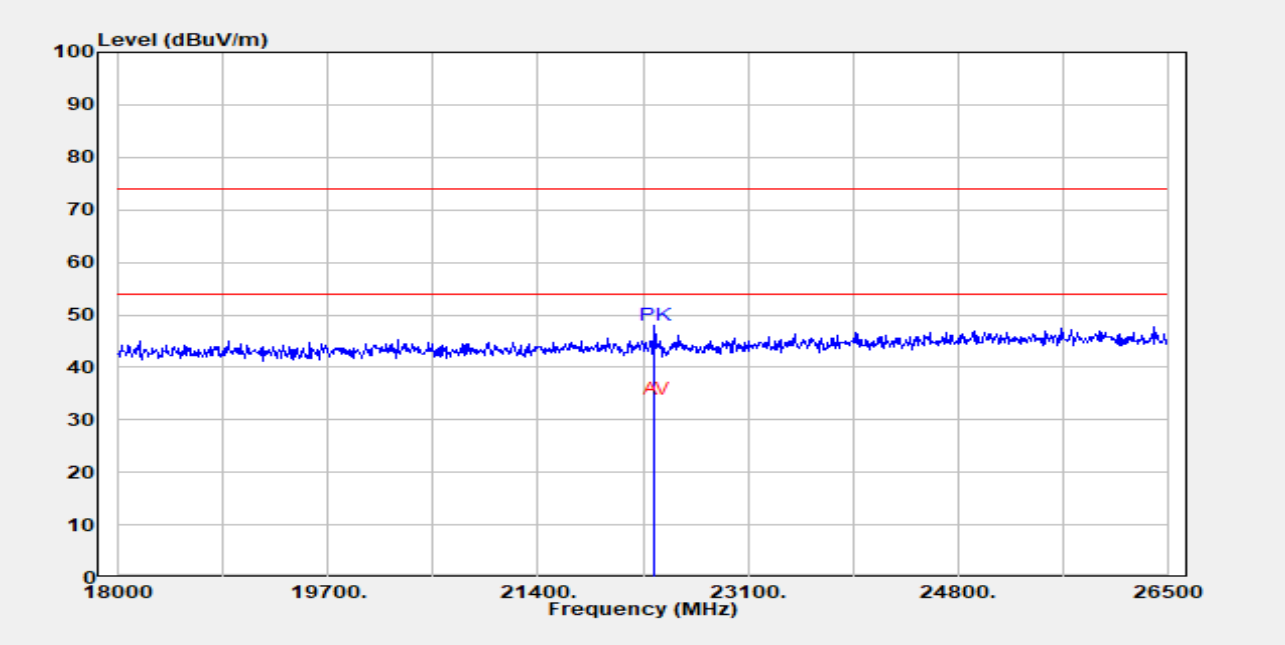

Freq. MHz	Detector Mode PK/QP/AV	Spectrum Reading Level dBμV	Factor dB	Actual FS dBμV/m	Limit @3m dBμV/m	Margin dB
22343.50	Peak	44.19	3.67	47.86	74.00	-26.14
22343.50	Average	30.32	3.67	33.99	54.00	-20.01

Unless otherwise stated the results shown in this test report refer only to the sample(s) tested and such sample(s) are retained for 90 days only.
除非另有說明，此報告結果僅對測試之樣品負責，同時此樣品僅保留90天。本報告未經本公司書面許可，不可部份複製。
This document is issued by the Company subject to its General Conditions of Service printed overleaf, available on request or accessible at http://www.sgs.com.tw/Terms-and-Conditions and for electronic format documents, subject to Terms and Conditions for Electronic Documents at http://www.sgs.com.tw/Terms-and-Conditions. Attention is drawn to the limitation of liability, indemnification and jurisdiction issues defined therein. Any holder of this document is advised that information contained hereon reflects the Company's findings at the time of its intervention only and within the limits of Client's instructions, if any. The Company's sole responsibility is to its Client and this document does not exonerate parties to a transaction from exercising all their rights and obligations under the transaction documents. This document cannot be reproduced except in full, without prior written approval of the Company. Any unauthorized alteration, forgery or falsification of the content or appearance of this document is unlawful and offenders may be prosecuted to the fullest extent of the law.

Family Model: EMC-M61C

Report Number	:TERF2605001552ER	Test Site	:SAC 2
Operation Mode	:BLE 1M	Test Date	:2026-06-05
Test Frequency	:2442 MHz	Temp./Humi.	:25.6℃/65%
Test Mode	:Tx	Antenna Pol.	:Vertical
EUT Pol	:E2 Plane	Engineer	:Bob Chao

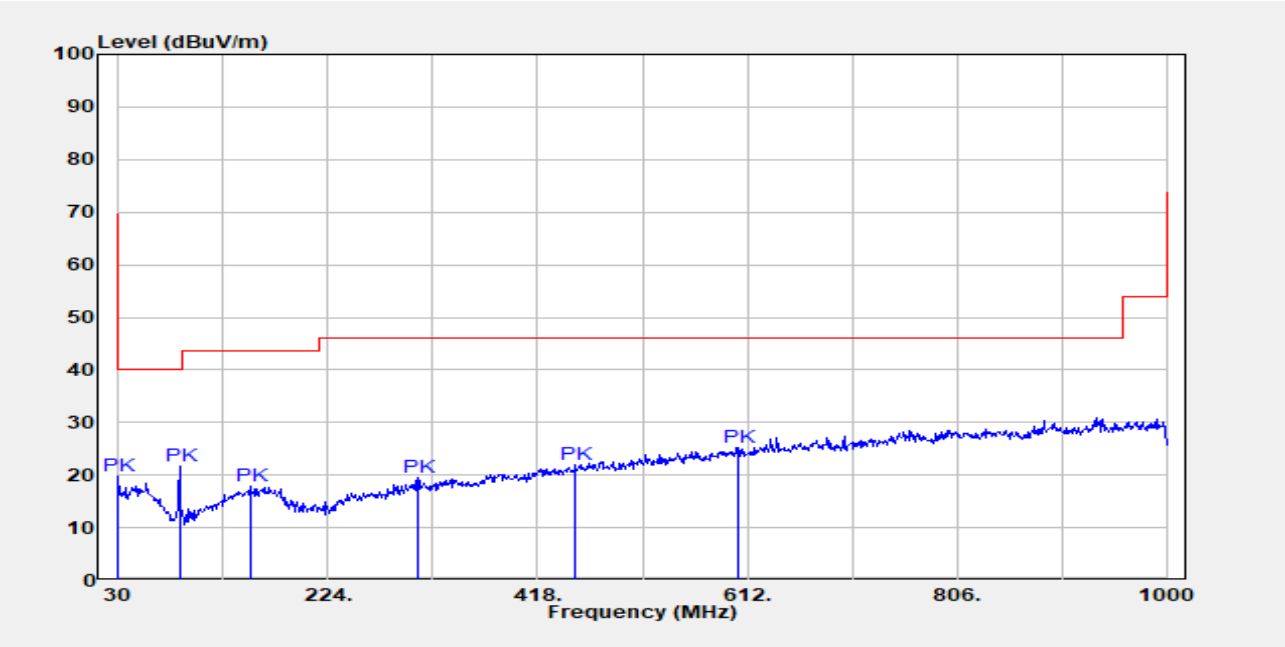

Freq. MHz	Detector Mode PK/QP/AV	Spectrum Reading Level dBμV	Factor dB	Actual FS dBμV/m	Limit @3m dBμV/m	Margin dB
30.000	Peak	34.22	-14.43	19.79	40.00	-20.21
86.260	Peak	40.52	-18.95	21.56	40.00	-18.44
152.220	Peak	30.53	-12.77	17.75	43.50	-25.75
307.420	Peak	31.31	-11.90	19.41	46.00	-26.59
452.920	Peak	29.75	-7.90	21.85	46.00	-24.15
603.270	Peak	30.08	-4.92	25.16	46.00	-20.84

Unless otherwise stated the results shown in this test report refer only to the sample(s) tested and such sample(s) are retained for 90 days only.
除非另有說明，此報告結果僅對測試之樣品負責，同時此樣品僅保留90天。本報告未經本公司書面許可，不可部份複製。
This document is issued by the Company subject to its General Conditions of Service printed overleaf, available on request or accessible at http://www.sgs.com.tw/Terms-and-Conditions and for electronic format documents, subject to Terms and Conditions for Electronic Documents at http://www.sgs.com.tw/Terms-and-Conditions. Attention is drawn to the limitation of liability, indemnification and jurisdiction issues defined therein. Any holder of this document is advised that information contained hereon reflects the Company's findings at the time of its intervention only and within the limits of Client's instructions, if any. The Company's sole responsibility is to its Client and this document does not exonerate parties to a transaction from exercising all their rights and obligations under the transaction documents. This document cannot be reproduced except in full, without prior written approval of the Company. Any unauthorized alteration, forgery or falsification of the content or appearance of this document is unlawful and offenders may be prosecuted to the fullest extent of the law.

Report Number	:TERF2605001552ER	Test Site	:SAC 2
Operation Mode	:BLE 1M	Test Date	:2026-06-05
Test Frequency	:2442 MHz	Temp./Humi.	:25.6℃/65%
Test Mode	:Tx	Antenna Pol.	:Horizontal
EUT Pol	:E2 Plane	Engineer	:Bob Chao

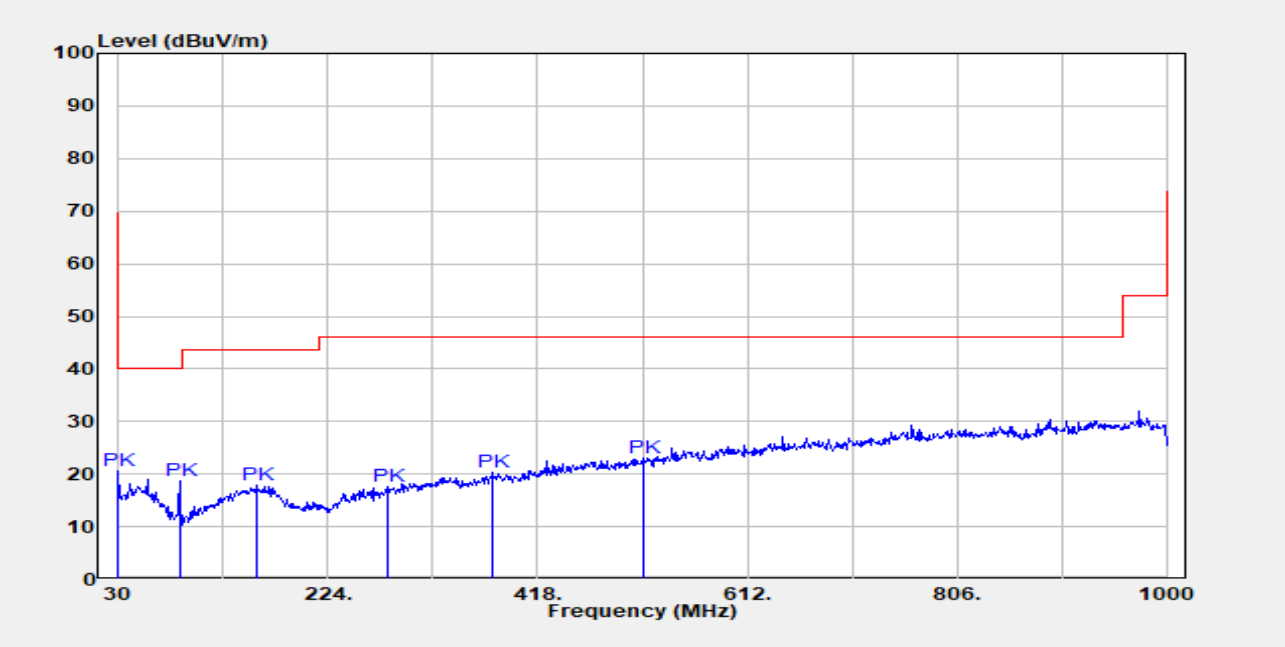

Freq. MHz	Detector Mode PK/QP/AV	Spectrum Reading Level dBμV	Factor dB	Actual FS dBμV/m	Limit @3m dBμV/m	Margin dB
30.000	Peak	34.98	-14.43	20.55	40.00	-19.45
86.260	Peak	37.63	-18.95	18.67	40.00	-21.33
157.070	Peak	30.59	-12.73	17.86	43.50	-25.64
279.290	Peak	30.23	-12.65	17.58	46.00	-28.42
376.290	Peak	30.61	-10.19	20.41	46.00	-25.59
515.970	Peak	29.96	-6.94	23.02	46.00	-22.98

Unless otherwise stated the results shown in this test report refer only to the sample(s) tested and such sample(s) are retained for 90 days only.
除非另有說明，此報告結果僅對測試之樣品負責，同時此樣品僅保留90天。本報告未經本公司書面許可，不可部份複製。
This document is issued by the Company subject to its General Conditions of Service printed overleaf, available on request or accessible at http://www.sgs.com.tw/Terms-and-Conditions and for electronic format documents, subject to Terms and Conditions for Electronic Documents at http://www.sgs.com.tw/Terms-and-Conditions. Attention is drawn to the limitation of liability, indemnification and jurisdiction issues defined therein. Any holder of this document is advised that information contained hereon reflects the Company's findings at the time of its intervention only and within the limits of Client's instructions, if any. The Company's sole responsibility is to its Client and this document does not exonerate parties to a transaction from exercising all their rights and obligations under the transaction documents. This document cannot be reproduced except in full, without prior written approval of the Company. Any unauthorized alteration, forgery or falsification of the content or appearance of this document is unlawful and offenders may be prosecuted to the fullest extent of the law.

7.7 AC Power Line Conducted Emission

Report Number	:TERF2605001552ER	Test Site	:Conduction 1
Operation Mode	:BLE	Test Date	:2026-05-22
Power	:120V/60Hz	Temp./Humi.	:24.4℃/59%
Probe	:L	Engineer	:Dante Ding

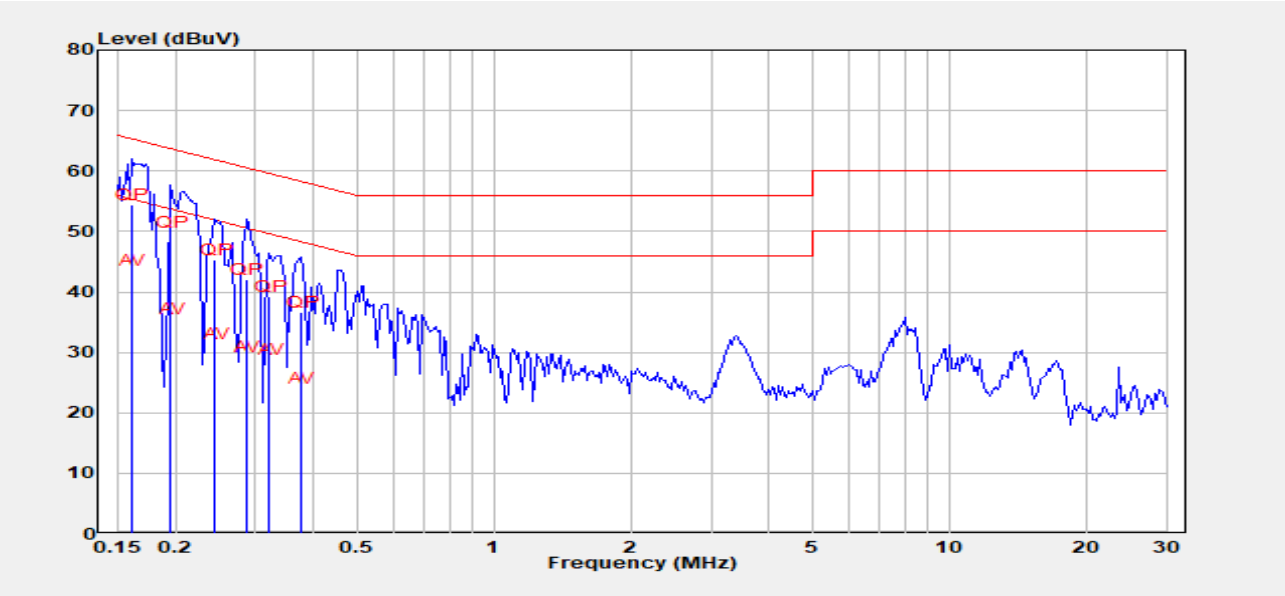

Freq. MHz	Detector Mode PK/QP/AV	Spectrum Reading Level dBμV	Factor dB	Actual FS dBμV	Limit dBμV	Margin dB
0.160	Average	33.40	10.13	43.53	55.47	-11.94
0.160	QP	44.20	10.13	54.33	65.47	-11.14
0.195	Average	25.50	10.13	35.63	53.80	-18.17
0.195	QP	39.70	10.13	49.83	63.80	-13.97
0.244	Average	21.40	10.14	31.54	51.95	-20.42
0.244	QP	35.10	10.14	45.24	61.95	-16.72
0.286	Average	19.10	10.14	29.24	50.63	-21.39
0.286	QP	31.90	10.14	42.04	60.63	-18.59
0.322	Average	18.60	10.14	28.74	49.66	-20.92
0.322	QP	29.00	10.14	39.14	59.66	-20.52
0.377	Average	14.00	10.15	24.15	48.34	-24.19
0.377	QP	26.40	10.15	36.55	58.34	-21.79

Unless otherwise stated the results shown in this test report refer only to the sample(s) tested and such sample(s) are retained for 90 days only.
除非另有說明，此報告結果僅對測試之樣品負責，同時此樣品僅保留90天。本報告未經本公司書面許可，不可部份複製。
This document is issued by the Company subject to its General Conditions of Service printed overleaf, available on request or accessible at http://www.sgs.com.tw/Terms-and-Conditions and for electronic format documents, subject to Terms and Conditions for Electronic Documents at http://www.sgs.com.tw/Terms-and-Conditions. Attention is drawn to the limitation of liability, indemnification and jurisdiction issues defined therein. Any holder of this document is advised that information contained hereon reflects the Company's findings at the time of its intervention only and within the limits of Client's instructions, if any. The Company's sole responsibility is to its Client and this document does not exonerate parties to a transaction from exercising all their rights and obligations under the transaction documents. This document cannot be reproduced except in full, without prior written approval of the Company. Any unauthorized alteration, forgery or falsification of the content or appearance of this document is unlawful and offenders may be prosecuted to the fullest extent of the law.

Report Number	:TERF2605001552ER	Test Site	:Conduction 1
Operation Mode	:BLE	Test Date	:2026-05-22
Power	:120V/60Hz	Temp./Humi.	:24.4℃/59%
Probe	:N	Engineer	:Dante Ding

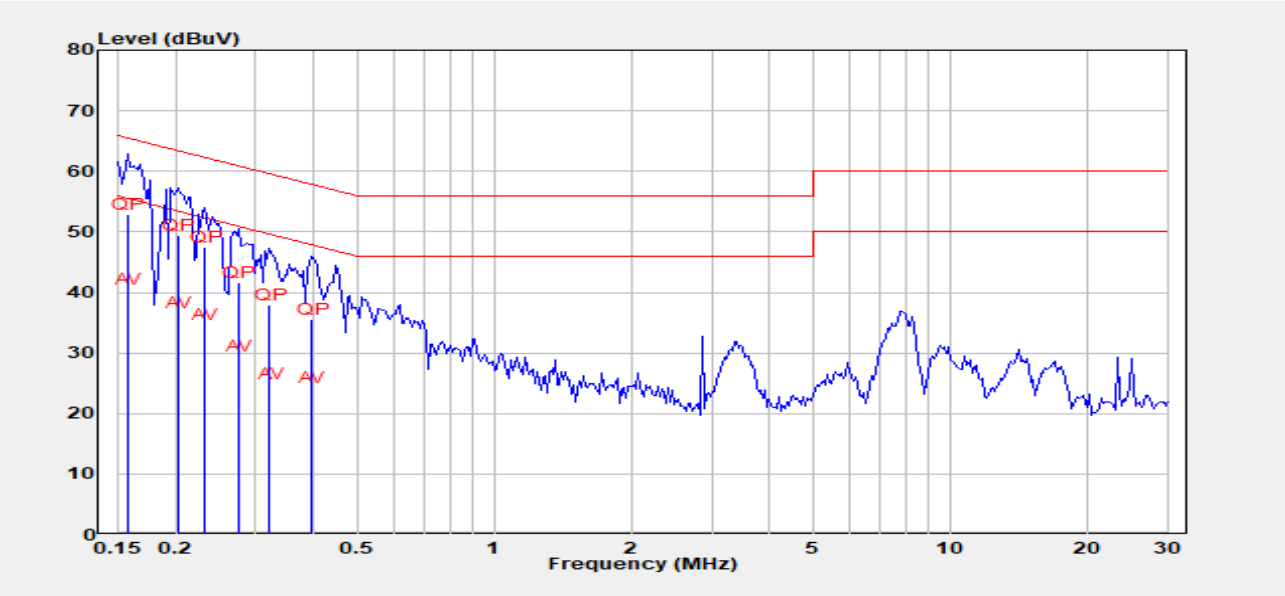

Freq. MHz	Detector Mode PK/QP/AV	Spectrum Reading Level dBμV	Factor dB	Actual FS dBμV	Limit dBμV	Margin dB
0.156	Average	30.50	10.12	40.62	55.65	-15.03
0.156	QP	42.70	10.12	52.82	65.65	-12.83
0.202	Average	26.60	10.12	36.72	53.54	-16.82
0.202	QP	39.30	10.12	49.42	63.54	-14.12
0.232	Average	24.60	10.13	34.73	52.39	-17.67
0.232	QP	37.40	10.13	47.53	62.39	-14.87
0.274	Average	19.40	10.13	29.53	50.98	-21.45
0.274	QP	31.40	10.13	41.53	60.98	-19.45
0.322	Average	14.80	10.14	24.94	49.66	-24.72
0.322	QP	27.80	10.14	37.94	59.66	-21.72
0.398	Average	14.20	10.15	24.35	47.90	-23.55
0.398	QP	25.40	10.15	35.55	57.90	-22.35

~ End of Report ~

Unless otherwise stated the results shown in this test report refer only to the sample(s) tested and such sample(s) are retained for 90 days only.
除非另有說明，此報告結果僅對測試之樣品負責，同時此樣品僅保留90天。本報告未經本公司書面許可，不可部份複製。
This document is issued by the Company subject to its General Conditions of Service printed overleaf, available on request or accessible at http://www.sgs.com.tw/Terms-and-Conditions and for electronic format documents, subject to Terms and Conditions for Electronic Documents at http://www.sgs.com.tw/Terms-and-Conditions. Attention is drawn to the limitation of liability, indemnification and jurisdiction issues defined therein. Any holder of this document is advised that information contained hereon reflects the Company's findings at the time of its intervention only and within the limits of Client's instructions, if any. The Company's sole responsibility is to its Client and this document does not exonerate parties to a transaction from exercising all their rights and obligations under the transaction documents. This document cannot be reproduced except in full, without prior written approval of the Company. Any unauthorized alteration, forgery or falsification of the content or appearance of this document is unlawful and offenders may be prosecuted to the fullest extent of the law.