Test Mode : 2TX 11a CH165 6Mbps
Voltage : From Adapter(AC120V/60Hz)
Pol : Vertical

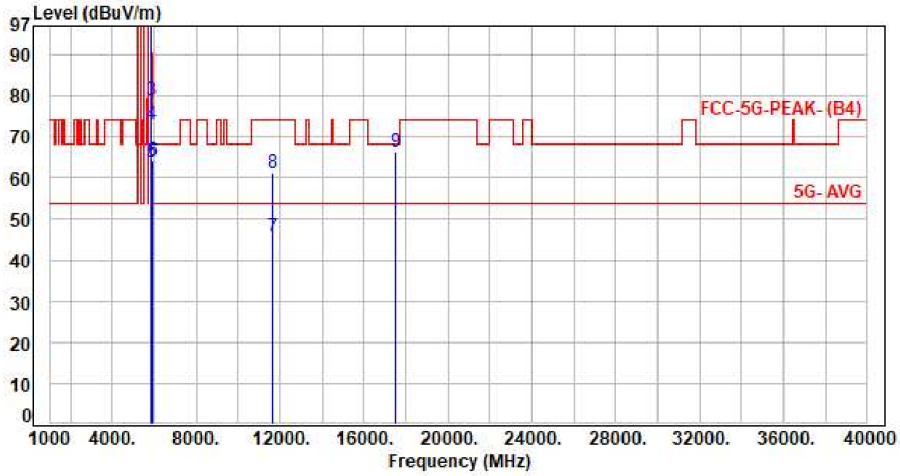

No.	Frequency (MHz)	Factor (dB)	Reading (dBuV)	Level (dBuV/m)	Limit (dBuV/m)	Margin (dB)	Detector	Height (cm)	Azimuth (deg)	P/F
1	5825.00	7.46	97.11	104.57	200.00	-95.43	Average	232	38	P
2	5825.00	7.46	107.71	115.17	200.00	-84.83	Peak	232	38	P
3	5850.00	7.47	71.47	78.94	122.20	-43.26	Peak	232	38	P
4	5855.00	7.49	65.69	73.18	110.80	-37.62	Peak	232	38	P
5	5875.00	7.57	56.16	63.73	105.20	-41.47	Peak	232	38	P
6	5925.00	7.73	56.36	64.09	68.20	-4.11	Peak	232	38	P
7	11650.00	16.91	28.78	45.69	54.00	-8.31	Average	100	253	P
8	11650.00	16.91	44.17	61.08	74.00	-12.92	Peak	100	253	P
9	17475.00	23.91	42.58	66.49	68.20	-1.71	Peak	100	82	P

Note: Level=Reading+Factor
Margin=Level-Limit
Factor=Antenna Factor + cable loss - Amplifier Factor

Test Mode : 2TX 11a CH165 6Mbps
Voltage : From Adapter(AC120V/60Hz)
Pol : Horizontal

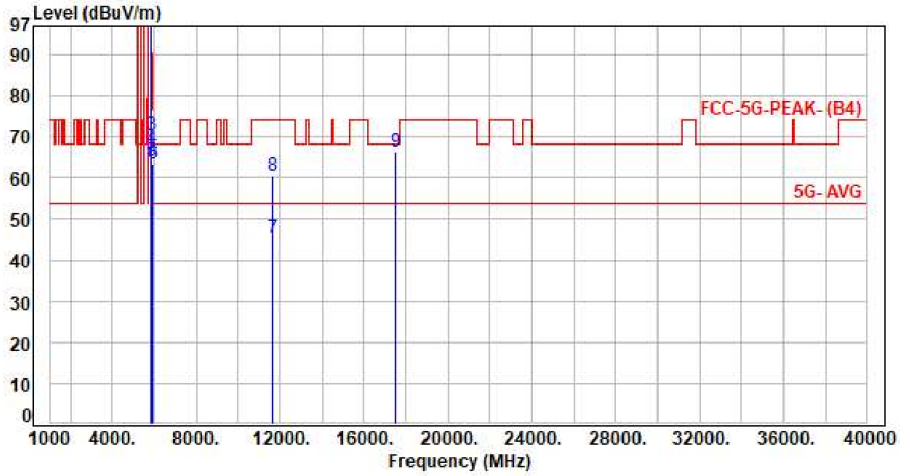

No.	Frequency (MHz)	Factor (dB)	Reading (dBuV)	Level (dBuV/m)	Limit (dBuV/m)	Margin (dB)	Detector	Height (cm)	Azimuth (deg)	P/F
1	5825.00	7.46	90.31	97.77	200.00	-102.23	Average	220	213	P
2	5825.00	7.46	100.95	108.41	200.00	-91.59	Peak	220	213	P
3	5850.00	7.47	63.05	70.52	122.20	-51.68	Peak	220	213	P
4	5855.00	7.49	59.63	67.12	110.80	-43.68	Peak	220	213	P
5	5875.00	7.57	56.64	64.21	105.20	-40.99	Peak	220	213	P
6	5925.00	7.73	55.62	63.35	68.20	-4.85	Peak	220	213	P
7	11650.00	16.91	28.28	45.19	54.00	-8.81	Average	100	143	P
8	11650.00	16.91	43.54	60.45	74.00	-13.55	Peak	100	143	P
9	17475.00	23.91	42.55	66.46	68.20	-1.74	Peak	100	231	P

Note: Level=Reading+Factor
Margin=Level-Limit
Factor=Antenna Factor + cable loss - Amplifier Factor

Test Mode : 2TX 11ac20 CH149 NSS1 MCS0
Voltage : From Adapter(AC120V/60Hz)
Pol : Vertical

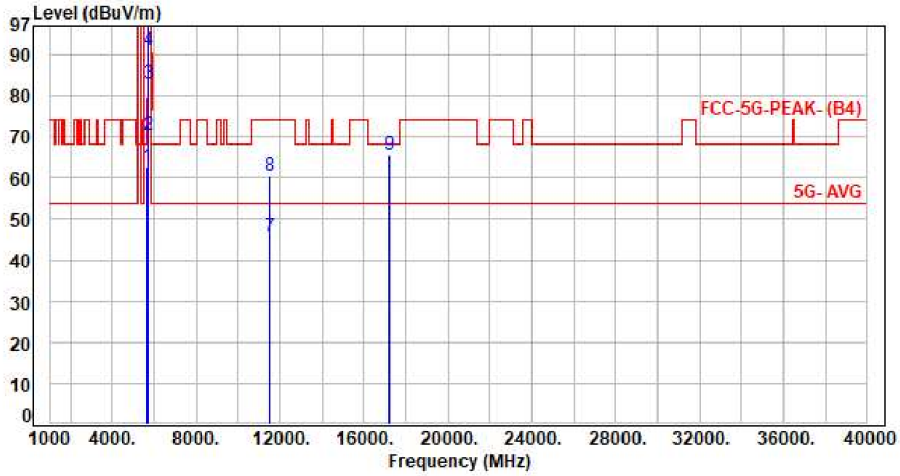

No.	Frequency (MHz)	Factor (dB)	Reading (dBuV)	Level (dBuV/m)	Limit (dBuV/m)	Margin (dB)	Detector	Height (cm)	Azimuth (deg)	P/F
1	5650.00	7.51	55.27	62.78	68.20	-5.42	Peak	266	35	P
2	5700.00	7.43	62.98	70.41	105.20	-34.79	Peak	266	35	P
3	5720.00	7.43	75.63	83.06	110.80	-27.74	Peak	266	35	P
4	5725.00	7.43	83.67	91.10	122.20	-31.10	Peak	266	35	P
5	5745.00	7.44	96.78	104.22	200.00	-95.78	Average	266	35	P
6	5745.00	7.44	108.82	116.26	200.00	-83.74	Peak	266	35	P
7	11490.00	16.52	29.38	45.90	54.00	-8.10	Average	100	252	P
8	11490.00	16.52	43.98	60.50	74.00	-13.50	Peak	100	252	P
9	17235.00	22.43	43.37	65.80	68.20	-2.40	Peak	100	89	P

Note: Level=Reading+Factor
Margin=Level-Limit
Factor=Antenna Factor + cable loss - Amplifier Factor

Test Mode : 2TX 11ac20 CH149 NSS1 MCS0
Voltage : From Adapter(AC120V/60Hz)
Pol : Horizontal

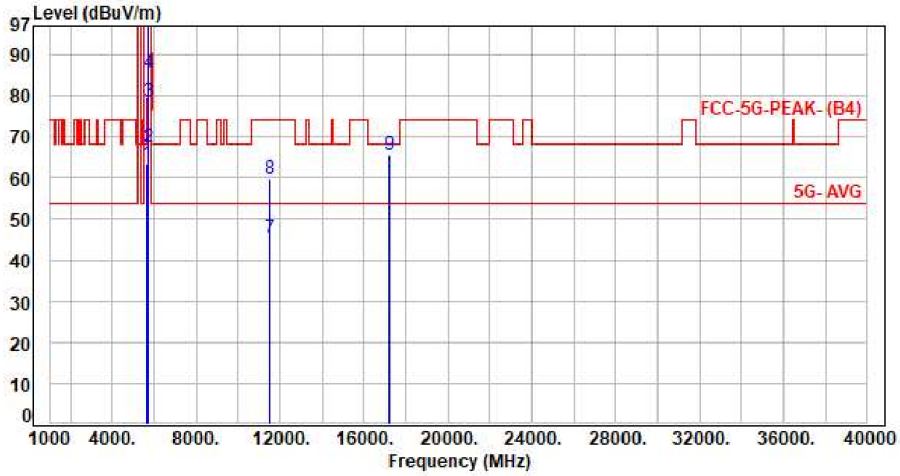

No.	Frequency (MHz)	Factor (dB)	Reading (dBuV)	Level (dBuV/m)	Limit (dBuV/m)	Margin (dB)	Detector	Height (cm)	Azimuth (deg)	P/F
1	5650.00	7.51	56.00	63.51	68.20	-4.69	Peak	111	211	P
2	5700.00	7.43	60.07	67.50	105.20	-37.70	Peak	111	211	P
3	5720.00	7.43	71.30	78.73	110.80	-32.07	Peak	111	211	P
4	5725.00	7.43	78.27	85.70	122.20	-36.50	Peak	111	211	P
5	5745.00	7.44	89.77	97.21	200.00	-102.79	Average	111	211	P
6	5745.00	7.44	101.83	109.27	200.00	-90.73	Peak	111	211	P
7	11490.00	16.52	28.71	45.23	54.00	-8.77	Average	100	149	P
8	11490.00	16.52	43.24	59.76	74.00	-14.24	Peak	100	149	P
9	17235.00	22.43	43.26	65.69	68.20	-2.51	Peak	100	228	P

Note: Level=Reading+Factor
Margin=Level-Limit
Factor=Antenna Factor + cable loss - Amplifier Factor

Test Mode : 2TX 11ac20 CH157 NSS1 MCS0
Voltage : From Adapter(AC120V/60Hz)
Pol : Vertical

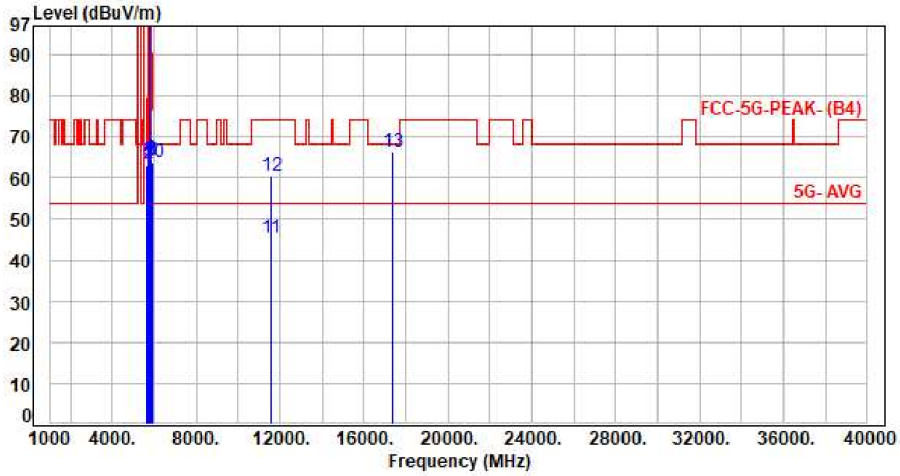

No.	Frequency (MHz)	Factor (dB)	Reading (dBuV)	Level (dBuV/m)	Limit (dBuV/m)	Margin (dB)	Detector	Height (cm)	Azimuth (deg)	P/F
1	5650.00	7.51	55.68	63.19	68.20	-5.01	Peak	241	50	P
2	5700.00	7.43	56.05	63.48	105.20	-41.72	Peak	241	50	P
3	5720.00	7.43	56.64	64.07	110.80	-46.73	Peak	241	50	P
4	5725.00	7.43	57.53	64.96	122.20	-57.24	Peak	241	50	P
5	5785.00	7.45	98.66	106.11	200.00	-93.89	Average	241	50	P
6	5785.00	7.45	109.05	116.50	200.00	-83.50	Peak	241	50	P
7	5850.00	7.47	56.56	64.03	122.20	-58.17	Peak	241	50	P
8	5855.00	7.49	56.62	64.11	110.80	-46.69	Peak	241	50	P
9	5875.00	7.57	56.90	64.47	105.20	-40.73	Peak	241	50	P
10	5925.00	7.73	56.07	63.80	68.20	-4.40	Peak	241	50	P
11	11570.00	16.76	28.51	45.27	54.00	-8.73	Average	100	253	P
12	11570.00	16.76	43.68	60.44	74.00	-13.56	Peak	100	253	P
13	17355.00	23.20	43.25	66.45	68.20	-1.75	Peak	100	85	P

Note: Level=Reading+Factor
Margin=Level-Limit
Factor=Antenna Factor + cable loss - Amplifier Factor

Test Mode : 2TX 11ac20 CH157 NSS1 MCS0
Voltage : From Adapter(AC120V/60Hz)
Pol : Horizontal

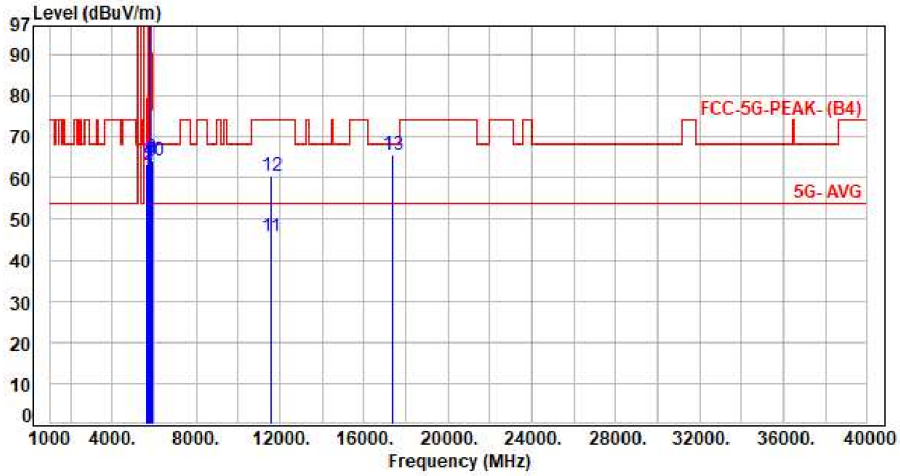

No.	Frequency (MHz)	Factor (dB)	Reading (dBuV)	Level (dBuV/m)	Limit (dBuV/m)	Margin (dB)	Detector	Height (cm)	Azimuth (deg)	P/F
1	5650.00	7.51	56.04	63.55	68.20	-4.65	Peak	211	213	P
2	5700.00	7.43	55.67	63.10	105.20	-42.10	Peak	211	213	P
3	5720.00	7.43	55.81	63.24	110.80	-47.56	Peak	211	213	P
4	5725.00	7.43	56.78	64.21	122.20	-57.99	Peak	211	213	P
5	5785.00	7.45	90.23	97.68	200.00	-102.32	Average	211	213	P
6	5785.00	7.45	101.77	109.22	200.00	-90.78	Peak	211	213	P
7	5850.00	7.47	56.68	64.15	122.20	-58.05	Peak	211	213	P
8	5855.00	7.49	57.25	64.74	110.80	-46.06	Peak	211	213	P
9	5875.00	7.57	56.77	64.34	105.20	-40.86	Peak	211	213	P
10	5925.00	7.73	56.44	64.17	68.20	-4.03	Peak	211	213	P
11	11570.00	16.76	28.90	45.66	54.00	-8.34	Average	100	141	P
12	11570.00	16.76	43.55	60.31	74.00	-13.69	Peak	100	141	P
13	17355.00	23.20	42.61	65.81	68.20	-2.39	Peak	100	227	P

Note: Level=Reading+Factor
Margin=Level-Limit
Factor=Antenna Factor + cable loss - Amplifier Factor

Test Mode : 2TX 11ac20 CH165 NSS1 MCS0
Voltage : From Adapter(AC120V/60Hz)
Pol : Vertical

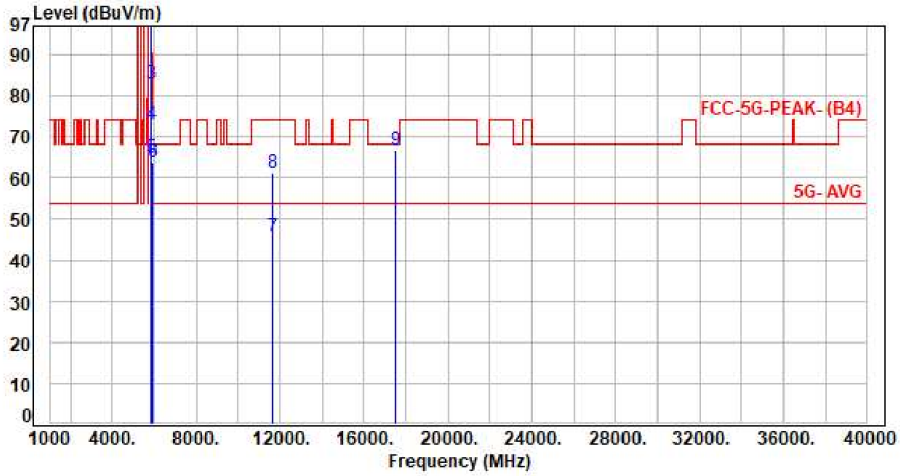

No.	Frequency (MHz)	Factor (dB)	Reading (dBuV)	Level (dBuV/m)	Limit (dBuV/m)	Margin (dB)	Detector	Height (cm)	Azimuth (deg)	P/F
1	5825.00	7.46	96.03	103.49	200.00	-96.51	Average	263	31	P
2	5825.00	7.46	107.82	115.28	200.00	-84.72	Peak	263	31	P
3	5850.00	7.47	75.68	83.15	122.20	-39.05	Peak	263	31	P
4	5855.00	7.49	65.64	73.13	110.80	-37.67	Peak	263	31	P
5	5875.00	7.57	57.43	65.00	105.20	-40.20	Peak	263	31	P
6	5925.00	7.73	56.13	63.86	68.20	-4.34	Peak	263	31	P
7	11650.00	16.91	28.68	45.59	54.00	-8.41	Average	100	258	P
8	11650.00	16.91	44.20	61.11	74.00	-12.89	Peak	100	258	P
9	17475.00	23.91	42.77	66.68	68.20	-1.52	Peak	100	82	P

Note: Level=Reading+Factor
Margin=Level-Limit
Factor=Antenna Factor + cable loss - Amplifier Factor

Test Mode : 2TX 11ac20 CH165 NSS1 MCS0
Voltage : From Adapter(AC120V/60Hz)
Pol : Horizontal

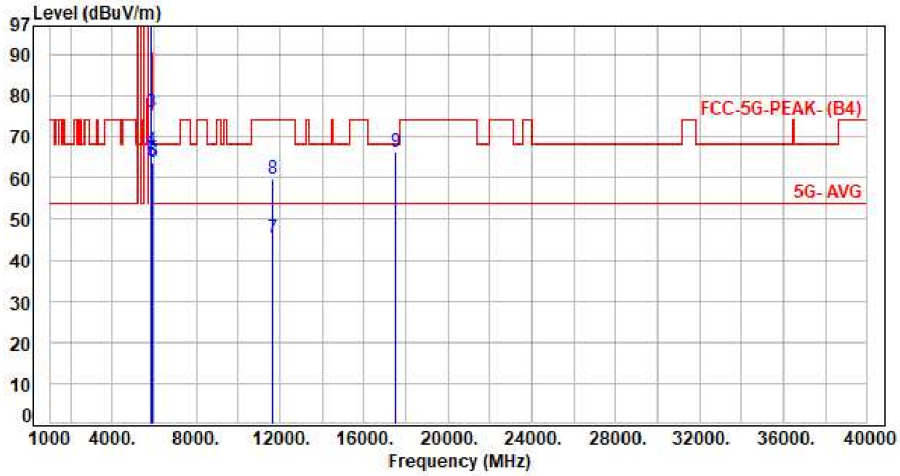

No.	Frequency (MHz)	Factor (dB)	Reading (dBuV)	Level (dBuV/m)	Limit (dBuV/m)	Margin (dB)	Detector	Height (cm)	Azimuth (deg)	P/F
1	5825.00	7.46	88.84	96.30	200.00	-103.70	Average	222	214	P
2	5825.00	7.46	100.52	107.98	200.00	-92.02	Peak	222	214	P
3	5850.00	7.47	68.64	76.11	122.20	-46.09	Peak	222	214	P
4	5855.00	7.49	59.14	66.63	110.80	-44.17	Peak	222	214	P
5	5875.00	7.57	56.69	64.26	105.20	-40.94	Peak	222	214	P
6	5925.00	7.73	56.25	63.98	68.20	-4.22	Peak	222	214	P
7	11650.00	16.91	28.39	45.30	54.00	-8.70	Average	100	140	P
8	11650.00	16.91	42.96	59.87	74.00	-14.13	Peak	100	140	P
9	17475.00	23.91	42.47	66.38	68.20	-1.82	Peak	100	221	P

Note: Level=Reading+Factor
Margin=Level-Limit
Factor=Antenna Factor + cable loss - Amplifier Factor

Test Mode : 2TX 11ac40 CH151 NSS1 MCS0
Voltage : From Adapter(AC120V/60Hz)
Pol : Vertical

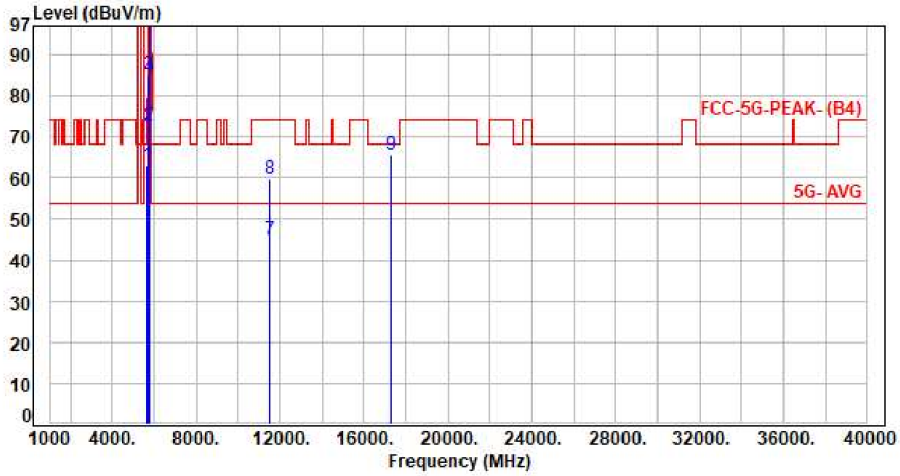

No.	Frequency (MHz)	Factor (dB)	Reading (dBuV)	Level (dBuV/m)	Limit (dBuV/m)	Margin (dB)	Detector	Height (cm)	Azimuth (deg)	P/F
1	5650.00	7.51	55.50	63.01	68.20	-5.19	Peak	215	29	P
2	5700.00	7.43	65.28	72.71	105.20	-32.49	Peak	215	29	P
3	5720.00	7.43	77.65	85.08	110.80	-25.72	Peak	215	29	P
4	5725.00	7.43	77.16	84.59	122.20	-37.61	Peak	215	29	P
5	5755.00	7.44	95.24	102.68	200.00	-97.32	Average	215	29	P
6	5755.00	7.44	105.00	112.44	200.00	-87.56	Peak	215	29	P
7	11510.00	16.57	28.39	44.96	54.00	-9.04	Average	100	250	P
8	11510.00	16.57	43.29	59.86	74.00	-14.14	Peak	100	250	P
9	17265.00	22.62	43.18	65.80	68.20	-2.40	Peak	100	86	P

Note: Level=Reading+Factor
Margin=Level-Limit
Factor=Antenna Factor + cable loss - Amplifier Factor

Test Mode : 2TX 11ac40 CH151 NSS1 MCS0
Voltage : From Adapter(AC120V/60Hz)
Pol : Horizontal

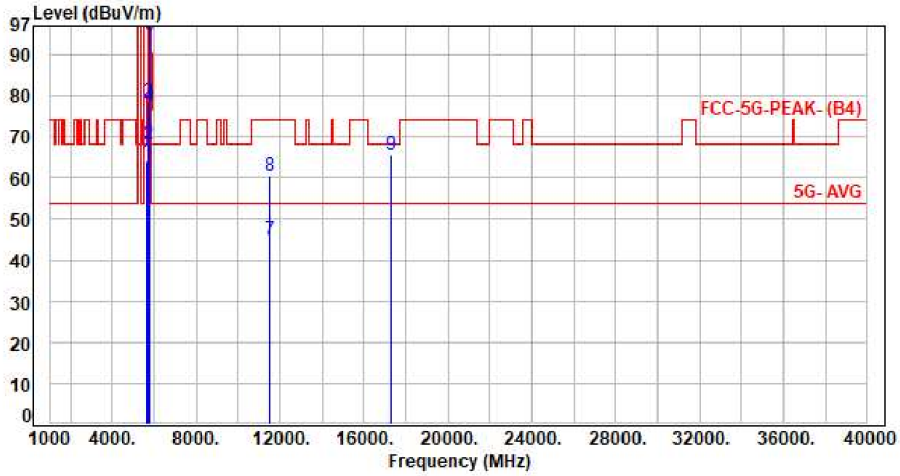

No.	Frequency (MHz)	Factor (dB)	Reading (dBuV)	Level (dBuV/m)	Limit (dBuV/m)	Margin (dB)	Detector	Height (cm)	Azimuth (deg)	P/F
1	5650.00	7.51	56.64	64.15	68.20	-4.05	Peak	112	211	P
2	5700.00	7.43	60.67	68.10	105.20	-37.10	Peak	112	211	P
3	5720.00	7.43	70.96	78.39	110.80	-32.41	Peak	112	211	P
4	5725.00	7.43	69.87	77.30	122.20	-44.90	Peak	112	211	P
5	5755.00	7.44	87.47	94.91	200.00	-105.09	Average	112	211	P
6	5755.00	7.44	96.87	104.31	200.00	-95.69	Peak	112	211	P
7	11510.00	16.57	28.53	45.10	54.00	-8.90	Average	100	149	P
8	11510.00	16.57	44.09	60.66	74.00	-13.34	Peak	100	149	P
9	17265.00	22.62	42.97	65.59	68.20	-2.61	Peak	100	226	P

Note: Level=Reading+Factor
Margin=Level-Limit
Factor=Antenna Factor + cable loss - Amplifier Factor

Test Mode : 2TX 11ac40 CH159 NSS1 MCS0
Voltage : From Adapter(AC120V/60Hz)
Pol : Vertical

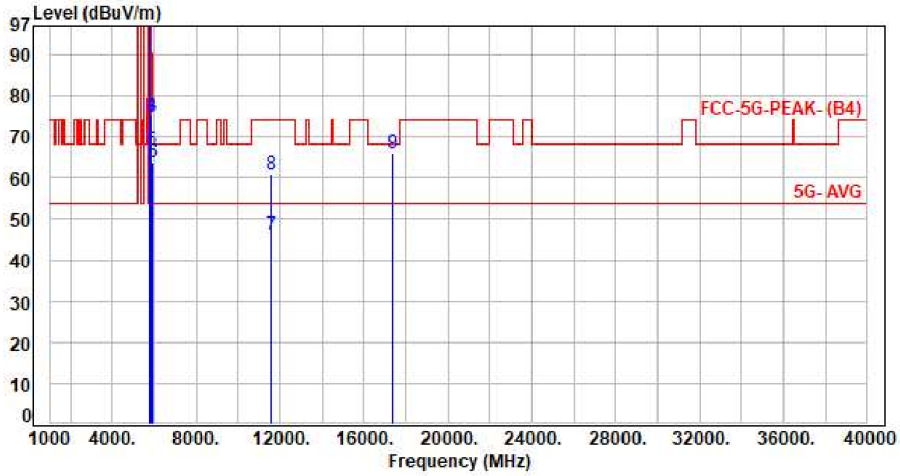

No.	Frequency (MHz)	Factor (dB)	Reading (dBuV)	Level (dBuV/m)	Limit (dBuV/m)	Margin (dB)	Detector	Height (cm)	Azimuth (deg)	P/F
1	5795.00	7.45	95.61	103.06	200.00	-96.94	Average	232	35	P
2	5795.00	7.45	104.97	112.42	200.00	-87.58	Peak	232	35	P
3	5850.00	7.47	67.32	74.79	122.20	-47.41	Peak	232	35	P
4	5855.00	7.49	67.82	75.31	110.80	-35.49	Peak	232	35	P
5	5875.00	7.57	59.01	66.58	105.20	-38.62	Peak	232	35	P
6	5925.00	7.73	55.92	63.65	68.20	-4.55	Peak	232	35	P
7	11590.00	16.80	29.36	46.16	54.00	-7.84	Average	100	254	P
8	11590.00	16.80	44.08	60.88	74.00	-13.12	Peak	100	254	P
9	17385.00	23.33	42.70	66.03	68.20	-2.17	Peak	100	89	P

Note: Level=Reading+Factor
Margin=Level-Limit
Factor=Antenna Factor + cable loss - Amplifier Factor

Test Mode : 2TX 11ac40 CH159 NSS1 MCS0
Voltage : From Adapter(AC120V/60Hz)
Pol : Horizontal

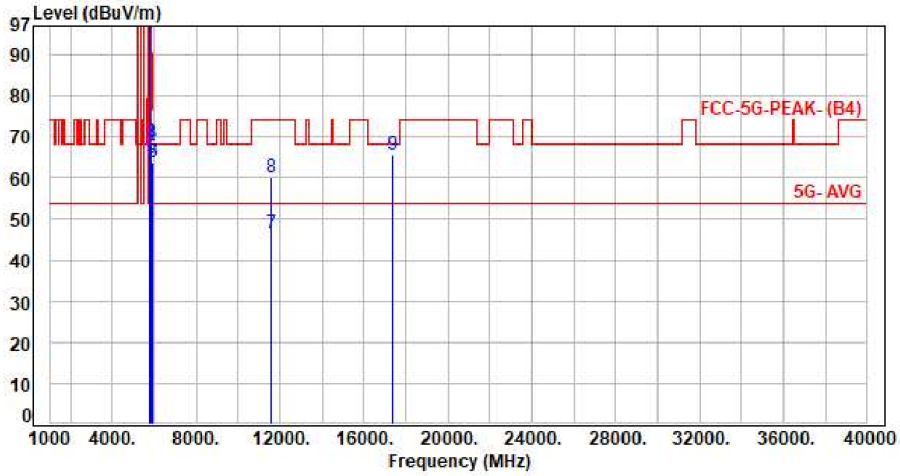

No.	Frequency (MHz)	Factor (dB)	Reading (dBuV)	Level (dBuV/m)	Limit (dBuV/m)	Margin (dB)	Detector	Height (cm)	Azimuth (deg)	P/F
1	5795.00	7.45	87.79	95.24	200.00	-104.76	Average	211	213	P
2	5795.00	7.45	97.28	104.73	200.00	-95.27	Peak	211	213	P
3	5850.00	7.47	61.30	68.77	122.20	-53.43	Peak	211	213	P
4	5855.00	7.49	60.82	68.31	110.80	-42.49	Peak	211	213	P
5	5875.00	7.57	57.35	64.92	105.20	-40.28	Peak	211	213	P
6	5925.00	7.73	56.25	63.98	68.20	-4.22	Peak	211	213	P
7	11590.00	16.80	29.65	46.45	54.00	-7.55	Average	100	148	P
8	11590.00	16.80	43.39	60.19	74.00	-13.81	Peak	100	148	P
9	17385.00	23.33	42.16	65.49	68.20	-2.71	Peak	100	215	P

Note: Level=Reading+Factor
Margin=Level-Limit
Factor=Antenna Factor + cable loss - Amplifier Factor

Test Mode : 2TX 11ac80 CH155 NSS1 MCS0
Voltage : From Adapter(AC120V/60Hz)
Pol : Vertical

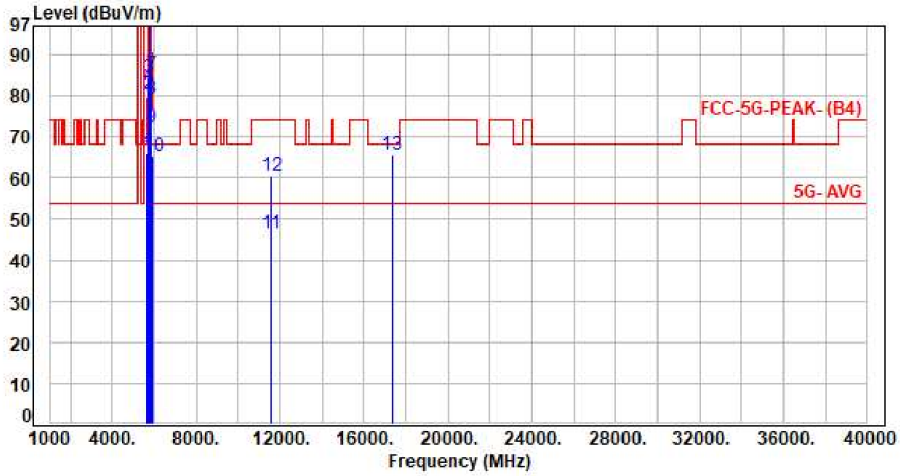

No.	Frequency (MHz)	Factor (dB)	Reading (dBuV)	Level (dBuV/m)	Limit (dBuV/m)	Margin (dB)	Detector	Height (cm)	Azimuth (deg)	P/F
1	5650.00	7.51	58.35	65.86	68.20	-2.34	Peak	255	33	P
2	5700.00	7.43	72.83	80.26	105.20	-24.94	Peak	255	33	P
3	5720.00	7.43	77.08	84.51	110.80	-26.29	Peak	255	33	P
4	5725.00	7.43	75.23	82.66	122.20	-39.54	Peak	255	33	P
5	5775.00	7.45	91.49	98.94	200.00	-101.06	Average	255	33	P
6	5775.00	7.45	100.91	108.36	200.00	-91.64	Peak	255	33	P
7	5850.00	7.47	77.72	85.19	122.20	-37.01	Peak	255	33	P
8	5855.00	7.49	71.77	79.26	110.80	-31.54	Peak	255	33	P
9	5875.00	7.57	64.62	72.19	105.20	-33.01	Peak	255	33	P
10	5925.00	7.73	57.54	65.27	68.20	-2.93	Peak	255	33	P
11	11550.00	16.72	29.82	46.54	54.00	-7.46	Average	100	251	P
12	11550.00	16.72	43.73	60.45	74.00	-13.55	Peak	100	251	P
13	17325.00	23.02	42.62	65.64	68.20	-2.56	Peak	100	87	P

Note: Level=Reading+Factor
Margin=Level-Limit
Factor=Antenna Factor + cable loss - Amplifier Factor

Test Mode : 2TX 11ac80 CH155 NSS1 MCS0
Voltage : From Adapter(AC120V/60Hz)
Pol : Horizontal

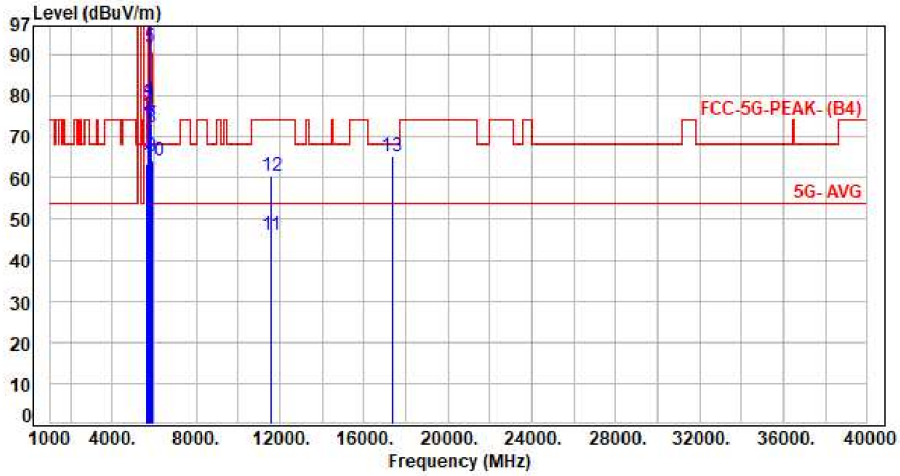

No.	Frequency (MHz)	Factor (dB)	Reading (dBuV)	Level (dBuV/m)	Limit (dBuV/m)	Margin (dB)	Detector	Height (cm)	Azimuth (deg)	P/F
1	5650.00	7.51	55.95	63.46	68.20	-4.74	Peak	129	212	P
2	5700.00	7.43	67.64	75.07	105.20	-30.13	Peak	129	212	P
3	5720.00	7.43	70.84	78.27	110.80	-32.53	Peak	129	212	P
4	5725.00	7.43	71.53	78.96	122.20	-43.24	Peak	129	212	P
5	5775.00	7.45	84.35	91.80	200.00	-108.20	Average	129	212	P
6	5775.00	7.45	94.04	101.49	200.00	-98.51	Peak	129	212	P
7	5850.00	7.47	65.67	73.14	122.20	-49.06	Peak	129	212	P
8	5855.00	7.49	64.95	72.44	110.80	-38.36	Peak	129	212	P
9	5875.00	7.57	57.85	65.42	105.20	-39.78	Peak	129	212	P
10	5925.00	7.73	56.43	64.16	68.20	-4.04	Peak	129	212	P
11	11550.00	16.72	29.51	46.23	54.00	-7.77	Average	100	142	P
12	11550.00	16.72	43.73	60.45	74.00	-13.55	Peak	100	142	P
13	17325.00	23.02	42.24	65.26	68.20	-2.94	Peak	100	224	P

Note: Level=Reading+Factor
Margin=Level-Limit
Factor=Antenna Factor + cable loss - Amplifier Factor

6.7. Restricted Bands of Operation

Only spurious emissions are permitted in any of the frequency bands listed below:

MHz	MHz	MHz	GHz
0.09000 – 0.11000	16.42000 – 16.42300	399.9 – 410.0	4.500 – 5.150
0.49500 – 0.505**	16.69475 – 16.69525	608.0 – 614.0	5.350 – 5.460
2.17350 – 2.19050	16.80425 – 16.80475	960.0 – 1240.0	7.250 – 7.750
4.12500 – 4.12800	25.50000 – 25.67000	1300.0 – 1427.0	8.025 – 8.500
4.17725 – 4.17775	37.50000 – 38.25000	1435.0 – 1626.5	9.000 – 9.200
4.20725 – 4.20775	73.00000 – 74.60000	1645.5 – 1646.5	9.300 – 9.500
6.21500 – 6.21800	74.80000 – 75.20000	1660.0 – 1710.0	10.600 – 12.700
6.26775 – 6.26825	108.00000 – 121.94000	1718.8 – 1722.2	13.250 – 13.400
6.31175 – 6.31225	123.00000 – 138.00000	2200.0 – 2300.0	14.470 – 14.500
8.29100 – 8.29400	149.90000 – 150.05000	2310.0 – 2390.0	15.350 – 16.200
8.36200 – 8.36600	156.52475 – 156.52525	2483.5 – 2500.0	17.700 – 21.400
8.37625 – 8.38675	156.70000 – 156.90000	2655.0 – 2900.0	22.010 – 23.120
8.41425 – 8.41475	162.01250 – 167.17000	3260.0 – 3267.0	23.600 – 24.000
12.29000 – 12.29300	167.72000 – 173.20000	3332.0 – 3339.0	31.200 – 31.800
12.51975 – 12.52025	240.00000 – 285.00000	3345.8 – 3358.0	36.430 – 36.500
12.57675 – 12.57725	322.00000 – 335.40000	3600.0 – 4400.0	Above 38.6
13.36000 – 13.41000			

**: Until February 1, 1999, this restricted band shall be 0.490-0.510 MHz

7. On Time, Duty Cycle and Measurement methods

7.1. Test Limit

None; for reporting purposes only.

7.2. Test Procedure

KDB 789033 Zero-Span Spectrum Analyzer Method.
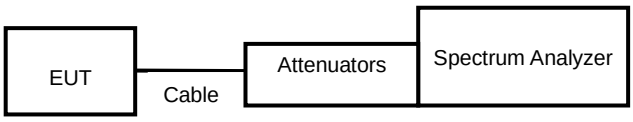
7.3. Test Setup Layout