Appendix G. Maximum Equivalent Isotopically Radiated Power(E.I.R.P.)

1.1. Test Result and Data

For 25110183-TRFCC06
For SISO-ANT A - U-NII-5

Modulation Type	Data Rate	Conducted Setting	Channel	Frequency (MHz)	Measured value of each antenna port (dBm)	Total conducted power (dBm)	Total conducted power (mW)	Antenna Gain (dBi)	Total E.I.R.P (dBm)	Total E.I.R.P (mW)	E.I.R.P Limit (dBm)
					ANT A						
11a	6 Mbps	12.5	1	5955	6.48	6.48	4.446	2.53	9.01	7.96	24.00
11a	6 Mbps	9.5	45	6175	6.22	6.22	4.188	2.53	8.75	7.50	24.00
11a	6 Mbps	11.5	93	6415	5.95	5.95	3.936	2.53	8.48	7.05	24.00

For SISO-ANT A - U-NII-6

Modulation Type	Data Rate	Conducted Setting	Channel	Frequency (MHz)	Measured value of each antenna port (dBm)	Total conducted power (dBm)	Total conducted power (mW)	Antenna Gain (dBi)	Total E.I.R.P (dBm)	Total E.I.R.P (mW)	E.I.R.P Limit (dBm)
					ANT A						
11a	6 Mbps	11	97	6435	5.44	5.44	3.499	2.42	7.86	6.11	24.00
11a	6 Mbps	10.5	105	6475	4.92	4.92	3.105	2.42	7.34	5.42	24.00
11a	6 Mbps	11	113	6515	5.40	5.40	3.467	2.42	7.82	6.05	24.00

For SISO-ANT A - U-NII-7

Modulation Type	Data Rate	Conducted Setting	Channel	Frequency (MHz)	Measured value of each antenna port (dBm)	Total conducted power (dBm)	Total conducted power (mW)	Antenna Gain (dBi)	Total E.I.R.P (dBm)	Total E.I.R.P (mW)	E.I.R.P Limit (dBm)
					ANT A						
11a	6 Mbps	11.5	117	6535	6.01	6.01	3.990	2.42	8.43	6.97	24.00
11a	6 Mbps	10	153	6715	6.16	6.16	4.130	2.42	8.58	7.21	24.00
11a	6 Mbps	8	181	6855	6.11	6.11	4.083	2.42	8.53	7.13	24.00

For SISO-ANT A - U-NII-8

Modulation Type	Data Rate	Conducted Setting	Channel	Frequency (MHz)	Measured value of each antenna port (dBm)	Total conducted power (dBm)	Total conducted power (mW)	Antenna Gain (dBi)	Total E.I.R.P (dBm)	Total E.I.R.P (mW)	E.I.R.P Limit (dBm)
					ANT A						
11a	6 Mbps	8.5	189	6895	6.45	6.45	4.416	2.59	9.04	8.02	24.00
11a	6 Mbps	11	213	7015	7.24	7.24	5.297	2.59	9.83	9.62	24.00
11a	6 Mbps	10.5	229	7095	5.90	5.90	3.890	2.59	8.49	7.06	24.00
11a	6 Mbps	7.5	233	7115	3.02	3.02	2.004	2.59	5.61	3.64	24.00

For-SISO-ANT A

Maximum Conducted Output Power (Within 6525-6875MHz band) RF Output Power(dBm)										
Setting	Modulation Type	Data Rate	Frequency (MHz)	W/O Duty Factor Measured value of each antenna port (dBm)	W/O duty factor Total power (dBm)	Duty Factor (dB)	With duty factor Total power (dBm)	Antenna Gain (dBi)	With duty factor EIRP (dBm)	EIRP Limit (dBm)
				ANT A						
7.5	11a	6 Mbps	6875	2.39	2.39	0.00	2.39	2.42	4.81	24.00

Maximum Conducted Output Power (Extends across 6875MHz band) RF Output Power(dBm)										
Setting	Modulation Type	Data Rate	Frequency (MHz)	W/O Duty Factor Measured value of each antenna port (dBm)	W/O duty factor Total power (dBm)	Duty Factor (dB)	With duty factor Total power (dBm)	Antenna Gain (dBi)	With duty factor EIRP (dBm)	EIRP Limit (dBm)
				ANT A						
7.5	11a	6 Mbps	6875	2.66	2.66	0.00	2.66	2.59	5.25	24.00

For-SISO-ANT B- U-NII-5

Modulation Type	Data Rate	Conducted Setting	Channel	Frequency (MHz)	Measured value of each antenna port (dBm)	Total conducted power (dBm)	Total conducted power (mW)	Antenna Gain (dBi)	Total E.I.R.P (dBm)	Total E.I.R.P (mW)	E.I.R.P Limit (dBm)
					ANT B						
11a	6 Mbps	12.5	1	5955	5.41	5.41	3.475	2.48	7.89	6.15	24.00
11a	6 Mbps	9.5	45	6175	2.50	2.50	1.778	2.48	4.98	3.15	24.00
11a	6 Mbps	8	93	6415	5.23	5.23	3.334	2.48	7.71	5.90	24.00

For SISO-ANT B - U-NII-6

Modulation Type	Data Rate	Conducted Setting	Channel	Frequency (MHz)	Measured value of each antenna port (dBm)	Total conducted power (dBm)	Total conducted power (mW)	Antenna Gain (dBi)	Total E.I.R.P (dBm)	Total E.I.R.P (mW)	E.I.R.P Limit (dBm)
					ANT B						
11a	6 Mbps	8	97	6435	4.84	4.84	3.048	2.44	7.28	5.35	24.00
11a	6 Mbps	7.5	105	6475	4.26	4.26	2.667	2.44	6.70	4.68	24.00
11a	6 Mbps	8	113	6515	5.11	5.11	3.243	2.44	7.55	5.69	24.00

For SISO-ANT B - U-NII-7

Modulation Type	Data Rate	Conducted Setting	Channel	Frequency (MHz)	Measured value of each antenna port (dBm)	Total conducted power (dBm)	Total conducted power (mW)	Antenna Gain (dBi)	Total E.I.R.P (dBm)	Total E.I.R.P (mW)	E.I.R.P Limit (dBm)
					ANT B						
11a	6 Mbps	9	117	6535	5.67	5.67	3.690	2.44	8.11	6.47	24.00
11a	6 Mbps	9	153	6715	5.98	5.98	3.963	2.44	8.42	6.95	24.00
11a	6 Mbps	7.5	181	6855	5.59	5.59	3.622	2.44	8.03	6.35	24.00

For SISO-ANT B - U-NII-8

Modulation Type	Data Rate	Conducted Setting	Channel	Frequency (MHz)	Measured value of each antenna port (dBm)	Total conducted power (dBm)	Total conducted power (mW)	Antenna Gain (dBi)	Total E.I.R.P (dBm)	Total E.I.R.P (mW)	E.I.R.P Limit (dBm)
					ANT B						
11a	6 Mbps	8.5	189	6895	6.22	6.22	4.188	2.44	8.66	7.35	24.00
11a	6 Mbps	9	213	7015	6.83	6.83	4.819	2.44	9.27	8.45	24.00
11a	6 Mbps	8.5	229	7095	5.29	5.29	3.381	2.44	7.73	5.93	24.00
11a	6 Mbps	6	233	7115	2.77	2.77	1.892	2.44	5.21	3.32	24.00

For-SISO-ANT B

Maximum Conducted Output Power (Within 6525-6875MHz band) RF Output Power(dBm)										
Setting	Modulation Type	Data Rate	Frequency (MHz)	W/O Duty Factor Measured value of each antenna port (dBm) ANT B	W/O duty factor Total power (dBm)	Duty Factor (dB)	With duty factor Total power (dBm)	Antenna Gain (dBi)	With duty factor EIRP (dBm)	EIRP Limit (dBm)
7.5	11a	6 Mbps	6875	2.87	2.87	0.00	2.87	2.44	5.31	24.00

Maximum Conducted Output Power (Extends across 6875MHz band) RF Output Power(dBm)										
Setting	Modulation Type	Data Rate	Frequency (MHz)	W/O Duty Factor Measured value of each antenna port (dBm) ANT B	W/O duty factor Total power (dBm)	Duty Factor (dB)	With duty factor Total power (dBm)	Antenna Gain (dBi)	With duty factor EIRP (dBm)	EIRP Limit (dBm)
7.5	11a	6 Mbps	6875	3.08	3.08	0.00	3.08	2.44	5.52	24.00

For-MIMO- U-NII-5

Modulation Type	Data Rate	Setting	Channel	Frequency (MHz)	Measured value of each antenna port (dBm)		Total conducted power (dBm)	Total conducted power (mW)	Antenna Gain (dBi)	Total E.I.R.P (dBm)	Total E.I.R.P (mW)	E.I.R.P Limit (dBm)
					ANT A	ANT B						
11ax HE20	NSS1-MCS0	6.5	1	5955	0.39	0.02	3.22	2.099	2.53	5.75	3.76	24.00
11ax HE20	NSS1-MCS0	4.5	45	6175	0.36	-1.19	2.66	1.847	2.53	5.19	3.31	24.00
11ax HE20	NSS1-MCS0	3	93	6415	-1.99	1.22	2.92	1.957	2.53	5.45	3.50	24.00
11ax HE40	NSS1-MCS0	9.5	3	5965	3.60	2.53	6.11	4.081	2.53	8.64	7.31	24.00
11ax HE40	NSS1-MCS0	7.5	43	6165	4.04	0.49	5.63	3.655	2.53	8.16	6.54	24.00
11ax HE40	NSS1-MCS0	6	91	6405	0.28	3.97	5.52	3.561	2.53	8.05	6.38	24.00
11ax HE80	NSS1-MCS0	12	7	5985	6.03	4.81	8.47	7.036	2.53	11.00	12.60	24.00
11ax HE80	NSS1-MCS0	11	39	6145	6.89	3.28	8.46	7.015	2.53	10.99	12.56	24.00
11ax HE80	NSS1-MCS0	10	87	6385	4.05	6.05	8.17	6.568	2.53	10.70	11.76	24.00
11ax HE160	NSS1-MCS0	15	15	6025	9.07	7.30	11.28	13.443	2.53	13.81	24.07	24.00
11ax HE160	NSS1-MCS0	13	47	6185	9.18	6.24	10.96	12.487	2.53	13.49	22.36	24.00
11ax HE160	NSS1-MCS0	12.5	79	6345	7.11	8.42	10.82	12.091	2.53	13.35	21.65	24.00

For MIMO- U-NII-6

Modulation Type	Data Rate	Setting	Channel	Frequency (MHz)	Measured value of each antenna port (dBm)		Total conducted power (dBm)	Total conducted power (mW)	Antenna Gain (dBi)	Total E.I.R.P (dBm)	Total E.I.R.P (mW)	E.I.R.P Limit (dBm)
					ANT A	ANT B						
11ax HE20	NSS1-MCS0	1.5	97	6435	-2.40	1.08	2.69	1.858	2.44	5.13	3.26	24.00
11ax HE20	NSS1-MCS0	3	105	6475	-2.66	0.40	2.14	1.638	2.44	4.58	2.87	24.00
11ax HE20	NSS1-MCS0	4	113	6515	-2.09	0.61	2.48	1.769	2.44	4.92	3.10	24.00
11ax HE40	NSS1-MCS0	5.5	99	6445	-0.09	3.53	5.10	3.234	2.44	7.54	5.67	24.00
11ax HE40	NSS1-MCS0	6	107	6485	-0.19	3.34	4.93	3.115	2.44	7.37	5.46	24.00
11ax HE80	NSS1-MCS0	9.5	103	6465	3.56	5.81	7.84	6.081	2.44	10.28	10.66	24.00

For-MIMO- U-NII-7

Modulation Type	Data Rate	Setting	Channel	Frequency (MHz)	Measured value of each antenna port (dBm)		Total conducted power (dBm)	Total conducted power (mW)	Antenna Gain (dBi)	Total E.I.R.P (dBm)	Total E.I.R.P (mW)	E.I.R.P Limit (dBm)
					ANT A	ANT B						
11ax HE20	NSS1-MCS0	3	117	6535	-1.89	0.39	2.41	1.741	2.44	4.85	3.05	24.00
11ax HE20	NSS1-MCS0	2.5	153	6715	0.03	0.46	3.26	2.119	2.44	5.70	3.72	24.00
11ax HE20	NSS1-MCS0	1.5	181	6855	-0.54	0.31	2.92	1.957	2.44	5.36	3.43	24.00
11ax HE40	NSS1-MCS0	6.5	123	6565	1.11	3.20	5.29	3.381	2.44	7.73	5.93	24.00
11ax HE40	NSS1-MCS0	6	155	6725	3.27	2.72	6.01	3.994	2.44	8.45	7.00	24.00
11ax HE40	NSS1-MCS0	5	179	6845	2.92	3.28	6.11	4.087	2.44	8.55	7.17	24.00
11ax HE80	NSS1-MCS0	9.5	135	6625	4.17	5.52	7.91	6.177	2.44	10.35	10.83	24.00
11ax HE80	NSS1-MCS0	9.5	151	6705	5.04	5.93	8.52	7.109	2.44	10.96	12.47	24.00
11ax HE80	NSS1-MCS0	8.5	167	6785	5.43	5.23	8.34	6.826	2.44	10.78	11.97	24.00
11ax HE160	NSS1-MCS0	9.5	143	6665	5.11	5.88	8.52	7.116	2.44	10.96	12.48	24.00

For MIMO- U-NII-8

Modulation Type	Data Rate	Setting	Channel	Frequency (MHz)	Measured value of each antenna port (dBm)		Total conducted power (dBm)	Total conducted power (mW)	Antenna Gain (dBi)	Total E.I.R.P (dBm)	Total E.I.R.P (mW)	E.I.R.P Limit (dBm)
					ANT A	ANT B						
11ax HE20	NSS1-MCS0	2	189	6895	-0.19	1.03	3.47	2.225	2.59	6.06	4.04	24.00
11ax HE20	NSS1-MCS0	1.5	213	7015	-2.01	1.47	3.08	2.032	2.59	5.67	3.69	24.00
11ax HE20	NSS1-MCS0	2.5	229	7095	-2.72	1.34	2.78	1.896	2.59	5.37	3.44	24.00
11ax HE20	NSS1-MCS0	0	233	7115	-4.74	-1.55	0.15	1.036	2.59	2.74	1.88	24.00
11ax HE40	NSS1-MCS0	4.5	195	6925	1.41	3.45	5.56	3.597	2.59	8.15	6.53	24.00
11ax HE40	NSS1-MCS0	5	211	7005	0.71	4.38	5.93	3.919	2.59	8.52	7.12	24.00
11ax HE40	NSS1-MCS0	6.5	227	7085	1.85	3.96	6.04	4.020	2.59	8.63	7.30	24.00
11ax HE80	NSS1-MCS0	7.5	199	6945	4.60	5.98	8.35	6.847	2.59	10.94	12.43	24.00
11ax HE80	NSS1-MCS0	9	215	7025	4.07	6.33	8.36	6.848	2.59	10.95	12.43	24.00
11ax HE160	NSS1-MCS0	11	207	6985	7.03	9.54	11.47	14.042	2.59	14.06	25.49	24.00

For-MIMO

Maximum Conducted Output Power (Within 6425-6525MHz band) RF Output Power(dBm)											
Setting	Modulation Type	Data Rate	Frequency (MHz)	W/O Duty Factor Measured value of each antenna port (dBm)		W/O duty factor Total power (dBm)	Duty Factor (dB)	With duty factor Total power (dBm)	Antenna Gain (dBi)	With duty factor EIRP (dBm)	EIRP Limit (dBm)
				ANT A	ANT B						
7	11ax HE40	NSS1-MCS0	6525	-1.94	1.18	2.90	0.00	2.90	2.44	5.34	24.00
10	11ax HE80	NSS1-MCS0	6545	-3.33	-1.12	0.92	0.00	0.92	2.44	3.36	24.00
12	11ax HE160	NSS1-MCS0	6505	5.20	7.42	9.46	0.00	9.46	2.44	11.90	24.00

Maximum Conducted Output Power (Extends across 6525MHz band) RF Output Power(dBm)											
Setting	Modulation Type	Data Rate	Frequency (MHz)	W/O Duty Factor Measured value of each antenna port (dBm)		W/O duty factor Total power (dBm)	Duty Factor (dB)	With duty factor Total power (dBm)	Antenna Gain (dBi)	With duty factor EIRP (dBm)	EIRP Limit (dBm)
				ANT A	ANT B						
7	11ax HE40	NSS1-MCS0	6525	-2.33	0.97	2.64	0.00	2.64	2.44	5.08	24.00
10	11ax HE80	NSS1-MCS0	6545	2.57	5.44	7.25	0.00	7.25	2.44	9.69	24.00
12	11ax HE160	NSS1-MCS0	6505	-0.18	2.96	4.68	0.00	4.68	2.44	7.12	24.00

For-MIMO

Maximum Conducted Output Power (Within 6525-6875MHz band) RF Output Power(dBm)											
Setting	Modulation Type	Data Rate	Frequency (MHz)	W/O Duty Factor Measured value of each antenna port (dBm)		W/O duty factor Total power (dBm)	Duty Factor (dB)	With duty factor Total power (dBm)	Antenna Gain (dBi)	With duty factor EIRP (dBm)	EIRP Limit (dBm)
				ANT A	ANT B						
2.5	11ax HE20	NSS1-MCS0	6875	-4.14	-3.07	-0.56	0.00	-0.56	2.44	1.88	24.00
4.5	11ax HE40	NSS1-MCS0	6885	-5.67	-4.81	-2.21	0.00	-2.21	2.44	0.23	24.00
8	11ax HE80	NSS1-MCS0	6865	3.49	3.99	6.76	0.00	6.76	2.44	9.20	24.00
11.5	11ax HE160	NSS1-MCS0	6825	7.49	8.29	10.92	0.00	10.92	2.44	13.36	24.00

Maximum Conducted Output Power (Extends across 6875MHz band) RF Output Power(dBm)											
Setting	Modulation Type	Data Rate	Frequency (MHz)	W/O Duty Factor Measured value of each antenna port (dBm)		W/O duty factor Total power (dBm)	Duty Factor (dB)	With duty factor Total power (dBm)	Antenna Gain (dBi)	With duty factor EIRP (dBm)	EIRP Limit (dBm)
				ANT A	ANT B						
2.5	11ax HE20	NSS1-MCS0	6875	-3.72	-3.14	-0.41	0.00	-0.41	2.59	2.18	24.00
4.5	11ax HE40	NSS1-MCS0	6885	1.17	1.43	4.31	0.00	4.31	2.59	6.90	24.00
8	11ax HE80	NSS1-MCS0	6865	-0.03	-0.36	2.82	0.00	2.82	2.59	5.41	24.00
11.5	11ax HE160	NSS1-MCS0	6825	-0.96	-1.28	1.89	0.00	1.89	2.59	4.48	24.00

For ESY15I1E- SISO

Within 6525-6875MHz band

Modulation Type: 802.11a (6Mbps)

ANT A

CH 185

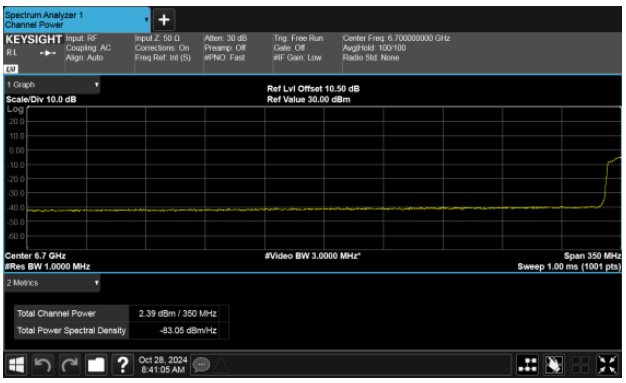

Extends across 6875MHz band

ANT A

CH 185

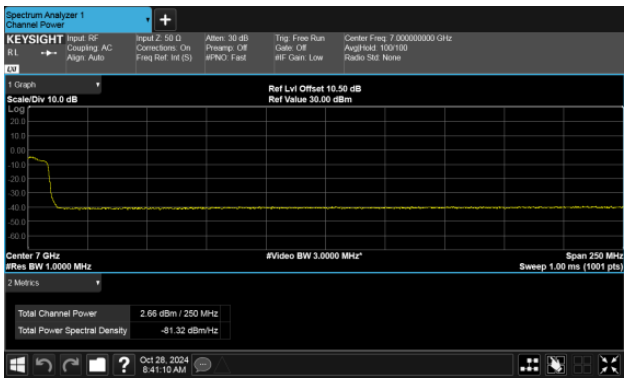

For ESY15I1E

Within 6525-6875MHz band

Modulation Type: 802.11a (6Mbps)
ANT B
CH 185

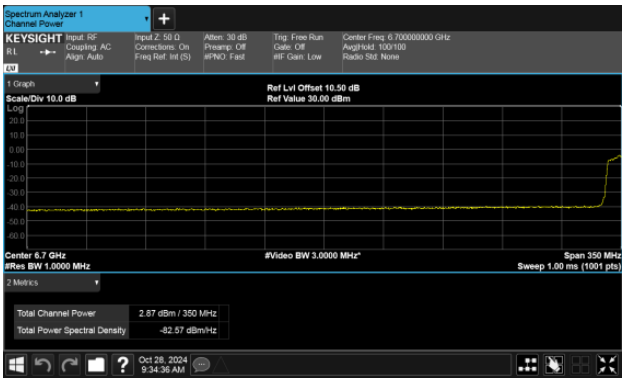

Extends across 6875MHz band

ANT B
CH 185

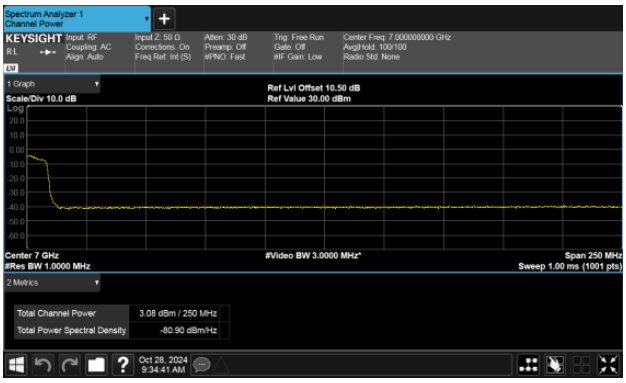

For ESY15I1E

Within 6425-6525MHz band

MIMO
ANT A
Modulation Type: 802.11ax HE40 (14.6Mbps)
CH115

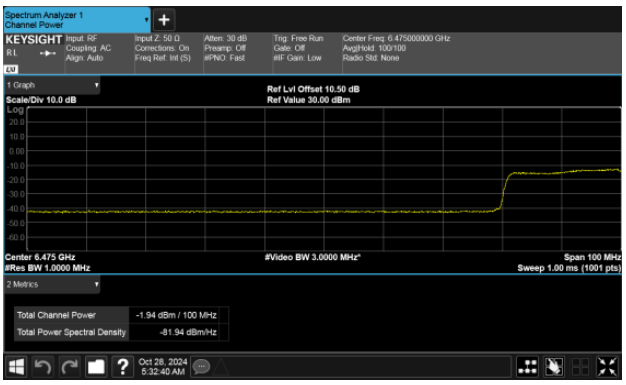

ANT B
Modulation Type: 802.11ax HE40 (14.6Mbps)
CH115

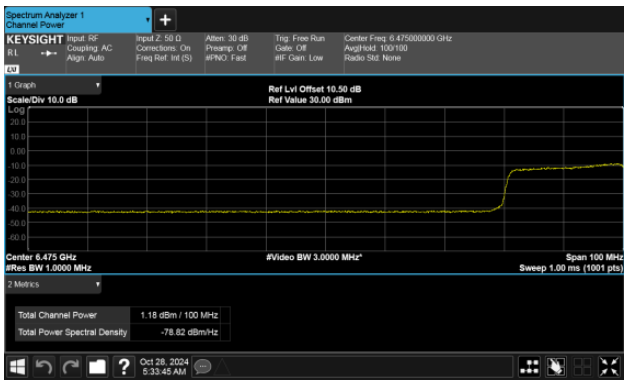

Modulation Type: 802.11ax HE80 (30.6Mbps)
CH119

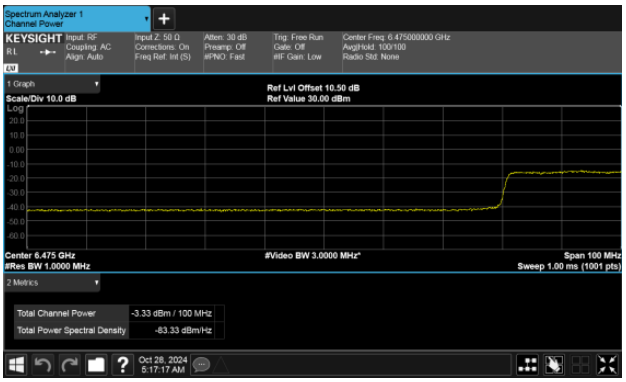

Modulation Type: 802.11ax HE80 (30.6Mbps)
CH119

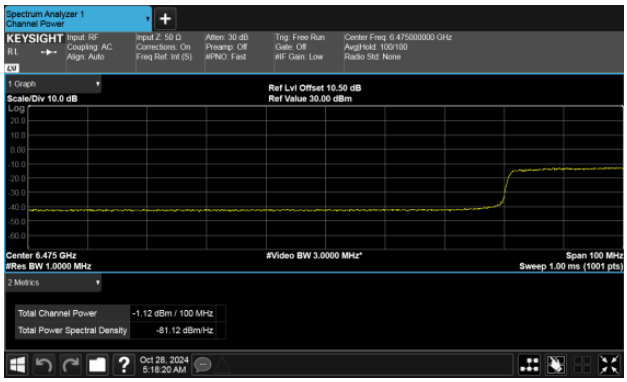

Modulation Type: 802.11ax HE160 (61.3Mbps)
CH111

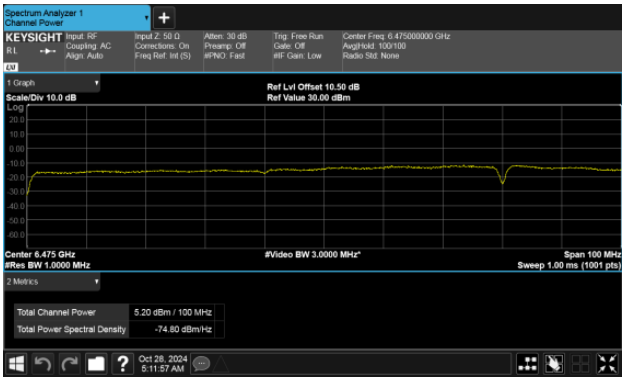

Modulation Type: 802.11ax HE160 (61.3Mbps)
CH111

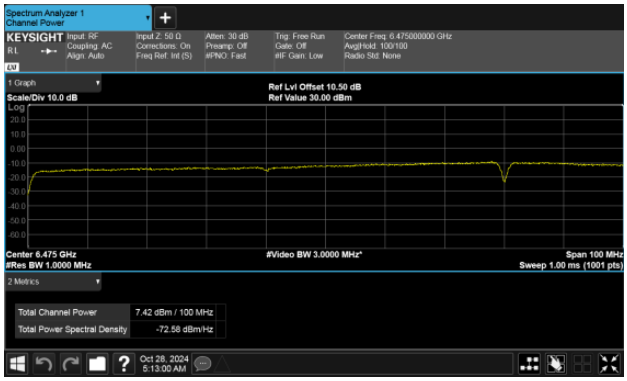

For

Extends across 6525MHz band

MIMO
ANT A
Modulation Type: 802.11ax HE40 (14.6Mbps)
CH115

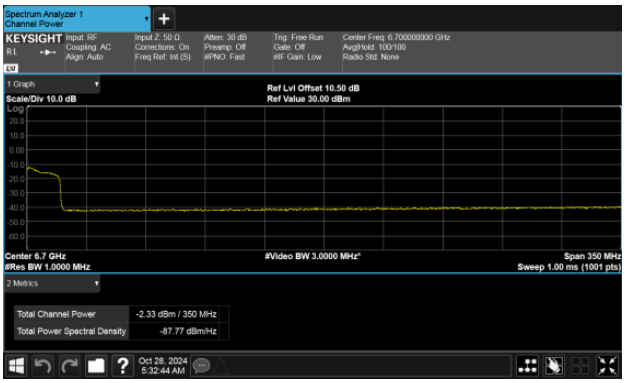

ANT B
Modulation Type: 802.11ax HE40 (14.6Mbps)
CH115

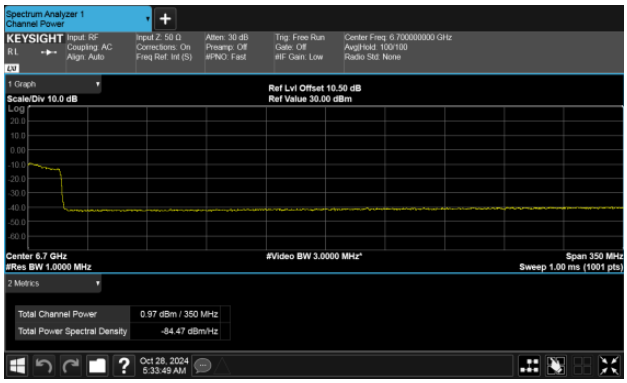

Modulation Type: 802.11ax HE80 (30.6Mbps)
CH119

Modulation Type: 802.11ax HE80 (30.6Mbps)
CH119

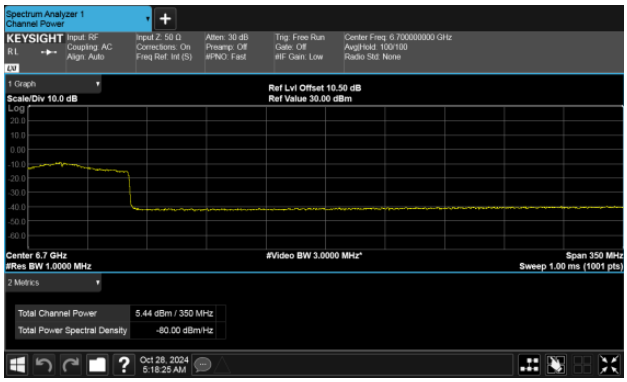

Modulation Type: 802.11ax HE160 (61.3Mbps)
CH111

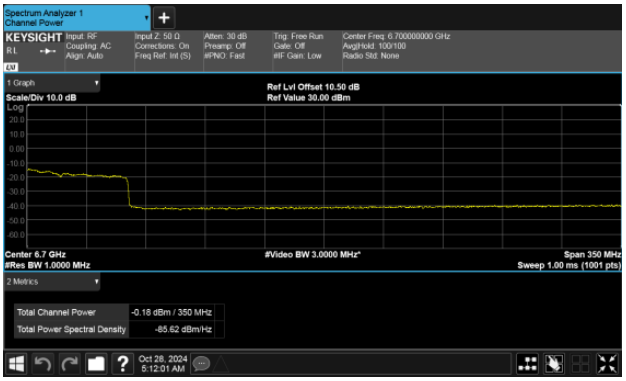

Modulation Type: 802.11ax HE160 (61.3Mbps)
CH111

For ESY15I1E

Within 6525-6875MHz band

MIMO

ANT A

Modulation Type: 802.11ax HE20 (7.3Mbps)

CH185

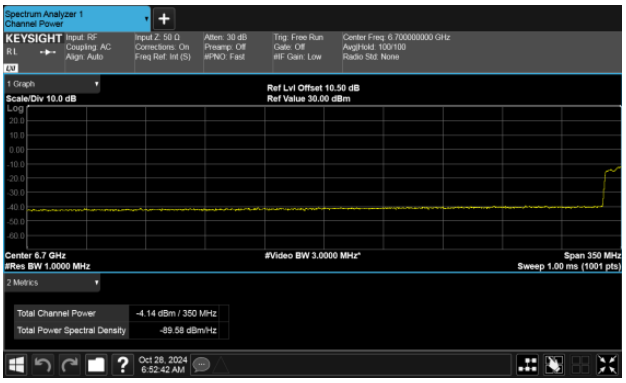

Modulation Type: 802.11ax HE160 (61.3Mbps)

CH175

odulation Type: 802.11ax HE40 (14.6Mbps)

CH187

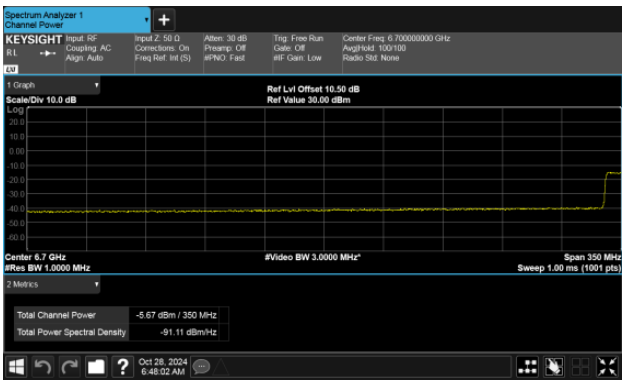

Modulation Type: 802.11ax HE80 (30.6Mbps)

CH183

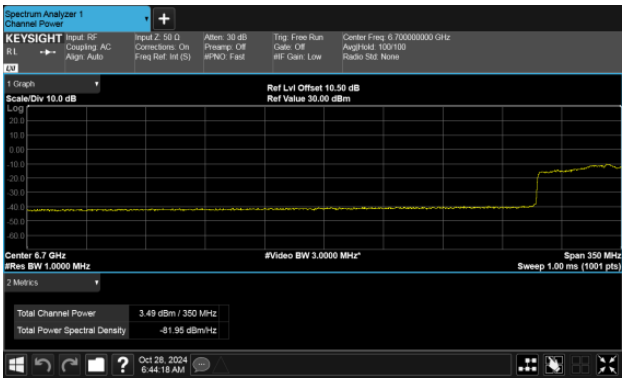

For ESY15I1E

Within 6525-6875MHz band

MIMO

ANT B

Modulation Type: 802.11ax HE20 (7.3Mbps)

CH185

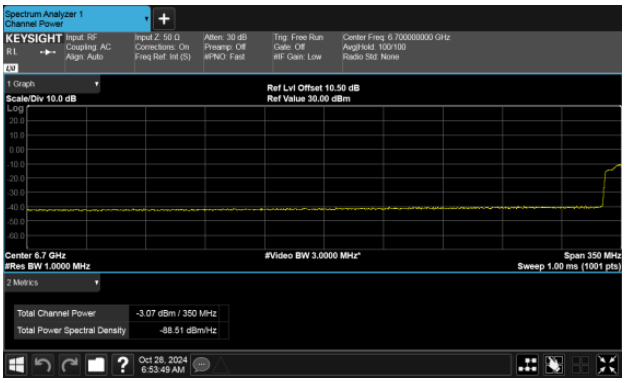

Modulation Type: 802.11ax HE160 (61.3Mbps)

CH175

odulation Type: 802.11ax HE40 (14.6Mbps)

CH187

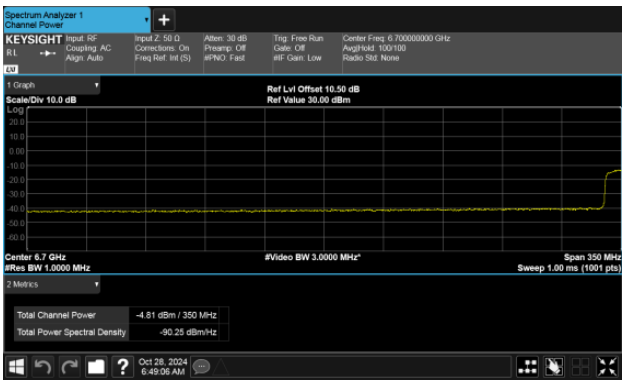

Modulation Type: 802.11ax HE80 (30.6Mbps)

CH183

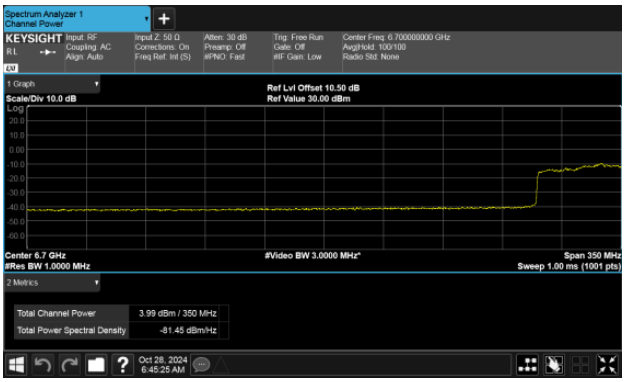

For ESY15I1E

Extends across 6875MHz band

MIMO
ANT A
Modulation Type: 802.11ax HE20 (7.3Mbps)
CH185

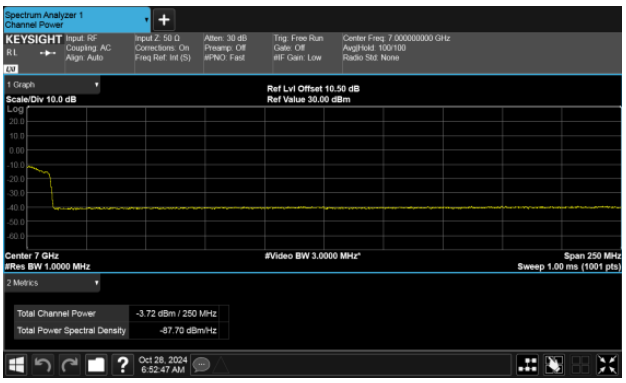

Modulation Type: 802.11ax HE160 (61.3Mbps)
CH175

Modulation Type: 802.11ax HE40 (14.6Mbps)
CH187

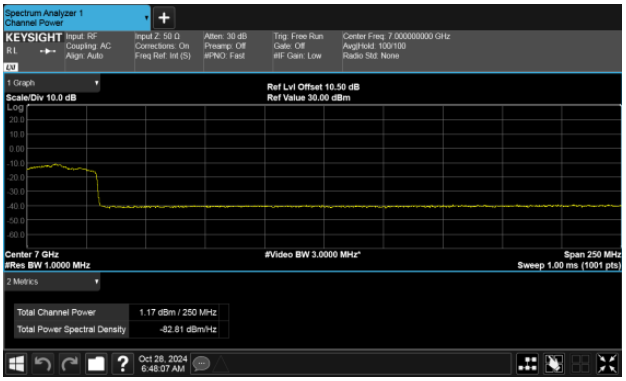

Modulation Type: 802.11ax HE80 (30.6Mbps)
CH183

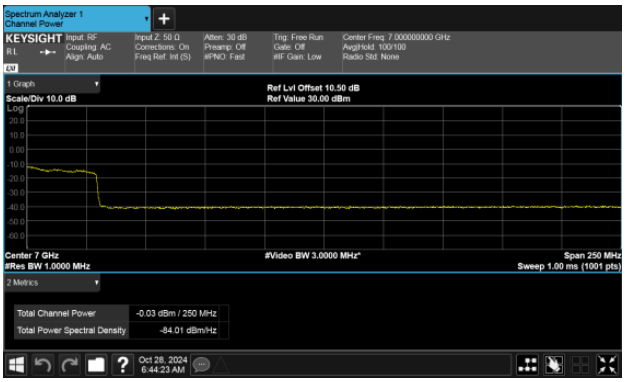

For ESY15I1E

Extends across 6875MHz band

MIMO
ANT B
Modulation Type: 802.11ax HE20 (7.3Mbps)
CH185

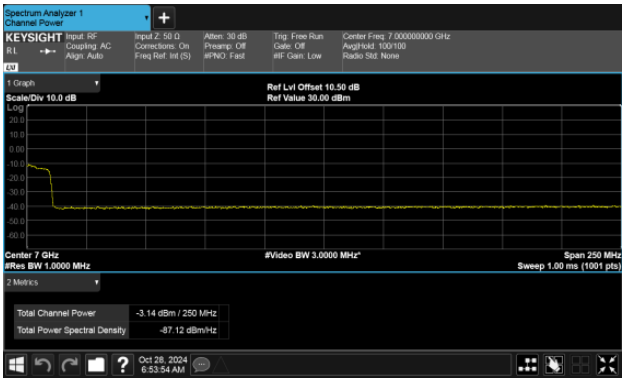

Modulation Type: 802.11ax HE160 (61.3Mbps)
CH175

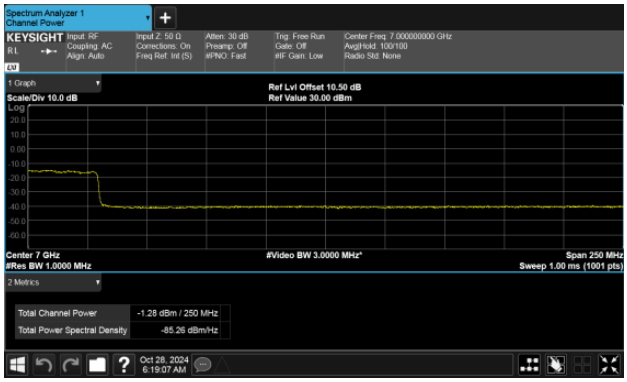

Modulation Type: 802.11ax HE40 (14.6Mbps)
CH187

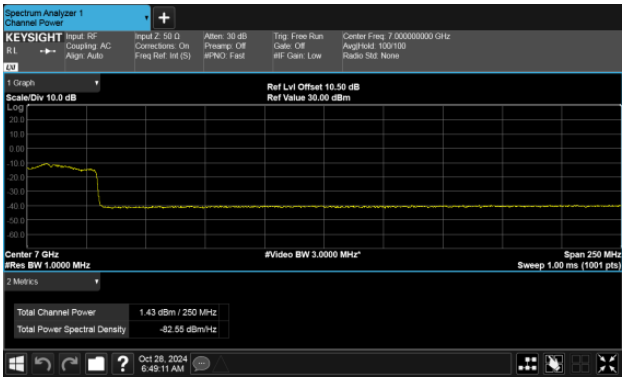

Modulation Type: 802.11ax HE80 (30.6Mbps)
CH183