14. Appendix

14.1 A-Kits – Vehicle Interior

14.1.1 FMTV

Figure 14-1 V2 computer mount (with V2 Computer installed) inside FMTV cab

14.1.2 FMTV Control Panel



Figure 14-2 V2 Control Box mounted inside FMTV cab

14.1.3 HEMTT



Figure 14-3 V2 computer mount (without V2 Computer) inside HEMTT cab

14.1.4 HET

Figure 14-4 V2 computer mount (without V2 Computer installed) inside HET cab

14.1.5 HMMWV

Figure 14-5 V2 Computer Mount inside HMMWV

Notice the Control Box in the center of the cab and the PLGR mounted next to the V2 computer.

14.1.6 PLS



Figure 14-6 V2 Computer Mount (without V2 Computer installed) inside PLS

Notice the control panel under the sliding computer mount.