FCC Test Report

Product Name	:	2x2 11ax WIFI AP
Trade Name	:	Amigo Technology
Model No.	:	APL52X, APL54X
FCC ID	:	RC6-APL5XX

Applicant : Amigo Technology Inc.

Address : No.82, Gongye 2nd Rd., Annan District, Tainan City 70955, Taiwan (R.O.C.)

Date of Receipt	:	Feb. 02, 2021
Issued Date	:	Jun. 28, 2021
Report No.	:	2120060R-E3032110113
Report Version	:	V1.0

The test results relate only to the samples tested.
The test report shall not be reproduced except in full without the written approval of DEKRA Testing and Certification Co., Ltd..

Test Report Certification

Issued Date : Jun. 28, 2021
Report No.: 2120060R-E3032110113

Product Name	:	2x2 11ax WIFI AP
Applicant	:	Amigo Technology Inc.
Address	:	No.82, Gongye 2nd Rd., Annan District, Tainan City 70955, Taiwan (R.O.C.)
Manufacturer	:	Sapido Technology Inc.
Address	:	No.82, Gongye 2nd Rd., Annan District, Tainan City 70955, Taiwan (R.O.C.)
Trade Name	:	Amigo Technology
Model No.	:	APL52X, APL54X
FCC ID	:	RC6-APL5XX
EUT Test Voltage	:	12Vdc, 2A
Testing Voltage	:	AC 120V/60Hz
Applicable Standard	:	FCC CFR Title 47 Part 15 Subpart C Section 15.247: 2019 ANSI C63.10: 2013
Laboratory Name	:	Hsin Chu Laboratory
Address	:	No.372-2, Sec. 4, Zhongxing Rd., Zhudong Township, Hsinchu County 310, Taiwan, R.O.C. TEL: +886-3-582-8001 / FAX: +886-3-582-8958
Test Result	:	Complied

Documented By : Carol Tsai

(Carol Tsai / Senior Engineering Adm. Specialist)

Tested By : Scott chang

(Scott Chang / Senior Engineer)

Approved By : Louis Hsu

(Louis Hsu / Deputy Manager)

Revision History

Version	Description	Issued Date
V1.0	Initial issue of report	Jun. 28, 2021

TABLE OF CONTENTS

Description		Page
1.	General Information	6
1.1.	EUT Description	6
1.2.	Test Mode	9
1.3.	Tested System Details	11
1.4.	Configuration of tested System	12
1.5.	EUT Exercise Software	14
1.6.	Comments and Remarks	14
1.7.	Test Facility	15
1.8.	List of Test Equipment	16
1.9.	Duty Cycle	18
1.10.	Uncertainty	21
2.	Conducted Emission	22
2.1.	Test Setup	22
2.2.	Limits	22
2.3.	Test Procedure	23
2.4.	Test Specification	23
2.5.	Test Result	24
3.	Maximum peak conducted output power	28
3.1.	Test Setup	28
3.2.	Test procedures	28
3.3.	Limits	28
3.4.	Test Specification	28
3.5.	Test Result	29
4.	Radiated Emission	34
4.1.	Test Setup	34
4.2.	Limits	34
4.3.	Test Procedure	35
4.4.	Test Specification	35
4.5.	Test Result	36
5.	Radiated Emission Band Edge	64
5.1.	Test Setup	64
5.2.	Limits	64
5.3.	Test Procedure	64
5.4.	Test Specification	64
5.5.	Test Result	65
6.	DTS Bandwidth	137
6.1.	Test Setup	137
6.2.	Test Procedures	137
6.3.	Limits	137

6.4. Test Specification 137
6.5. Test Result 138
7. Power Density 170
7.1. Test Setup 170
7.2. Limits 170
7.3. Test Procedures 170
7.4. Test Specification 170
7.4.1. Test Result 171
Attachment 1 207
Test Setup Photograph 207
Attachment 2…. 212
Test Result of co-location 212

1. General Information

1.1. EUT Description

Product Name	2x2 11ax WIFI AP	
Trade Name	Amigo Technology	
Model No.	APL52X, APL54X	
Frequency Range/ Channel Number	IEEE 802.11b/g IEEE 802.11n/ax (20MHz)	2412~2462MHz / 11 Channels
	IEEE 802.11n/ax (40MHz)	2422~2452MHz / 7 Channels
Type of Modulation	IEEE 802.11b	Direct Sequence Spread Spectrum
	IEEE 802.11g/n/ax	Orthogonal Frequency Division Multiplexing
Data Speed	IEEE 802.11b	1, 2, 5.5, 11Mbps
	IEEE 802.11g	6, 12, 18, 24, 36, 48, 54Mbps
	IEEE 802.11n	Support a subset of the combination of GI, MCS 0~MCS 15 and bandwidth defined in 802.11n
	IEEE 802.11ax	Support a subset of the combination of GI, MCS 0~MCS 11 and bandwidth defined in 802.11ax

Accessories Information	
Power Adapter	Channel Well Technology; 2AAJ024F I/P: 100~240V, 50/60Hz, 0.8A max. O/P: 12.0V ⎓ 2A Cable Out: Non-Shielded, 1.2m

Ant. No.	Brand	Model No.	Antenna Type	Ant. Gain
0	LYNwave	ALA150-052025-06	Internal PIFA	2.4GHz: 3.1dBi
1	LYNwave	ALA150-052025-07	Internal PIFA	2.4GHz: 3.3dBi

ANT-TX / RX & Bandwidth

ANT-TX / RX	TX			RX		
Mode / Channel Bandwidth	20MHz	40MHz	80MHz	20MHz	40MHz	80MHz
IEEE802.11b	✓			✓		
IEEE802.11g	✓			✓		
IEEE802.11n/ax	✓	✓		✓	✓	

IEEE 802.11b/g & IEEE 802.11n/ax (20MHz)

Working Frequency of Each Channel							
Channel	Frequency	Channel	Frequency	Channel	Frequency	Channel	Frequency
001	2412 MHz	002	2417 MHz	003	2422 MHz	004	2427 MHz
005	2432 MHz	006	2437 MHz	007	2442 MHz	008	2447 MHz
009	2452 MHz	010	2457 MHz	011	2462 MHz		

IEEE 802.11n/ax (40MHz)

Working Frequency of Each Channel							
Channel	Frequency	Channel	Frequency	Channel	Frequency	Channel	Frequency
003	2422 MHz	004	2427 MHz	005	2432 MHz	006	2437 MHz
007	2442 MHz	008	2447 MHz	009	2452 MHz		

Note:

1. This device including 2.4GHz b/g/n/ax and 5GHz a/n/ac/ax transmitting and receiving functions.
2. The different of each model is shown as below:

Model Number	LTE Module
APL52X	Without
APL54X	With

3. Regards to the frequency band operation; the lowest、middle and highest frequency of channel were selected to perform the test, and then shown on this report.
4. The EUT description is from the customer declaration.

1.2. Test Mode

DEKRA has verified the construction and function in typical operation. The preliminary tests were performed in different data rate, and to find the worst condition, which was shown in this test report. The following table is the final test mode.

Test Mode	Mode 1: Transmit CDD_Adapter Mode Mode 2: Transmit CDD_PoE Mode Mode 3: Transmit RU Full_PoE Mode Mode 4: Transmit RU M UNMOD_PoE Mode Mode 5: Transmit RU BE UNMOD_PoE Mode Mode 6: Transmit BF_PoE Mode

Test Items	Modulation	Channel	Antenna	Result
Conducted Emission	11b	1	0+1	Complies
Maximum peak conducted output power	11b	1/6/11	0+1	Complies
	11g	1/6/11	0+1	Complies
	11n/ax(20MHz)	1/6/11	0+1	Complies
	11n/ax(40MHz)	3/6/9	0+1	Complies
Radiated Emission	11b	1/6/11	0+1	Complies
	11g	1/6/11	0+1	Complies
	11ax(20MHz)	1/6/11	0+1	Complies
	11ax(40MHz)	3/6/9	0+1	Complies
Radiated Emission Band Edge	11b	1/6/11	0+1	Complies
	11g	1/6/11	0+1	Complies
	11ax(20MHz)	1/6/11	0+1	Complies
	11ax(40MHz)	3/6/9	0+1	Complies
DTS Bandwidth	11b	1/6/11	0/1	Complies
	11g	1/6/11	0/1	Complies
	11ax(20MHz)	1/6/11	0/1	Complies
	11ax(40MHz)	3/6/9	0/1	Complies

Test Items	Modulation	Channel	Antenna	Result
Power Density	11b	1/6/11	0+1	Complies
	11g	1/6/11	0+1	Complies
	11ax(20MHz)	1/6/11	0+1	Complies
	11ax(40MHz)	3/6/9	0+1	Complies

Note 1: Pre-Scan has been conducted to determine the worst-case mode from all possible combinations between available modulations, data rates and antenna ports (if EUT with antenna diversity architecture).

Note 2: Determining compliance shall be based on the results of the compliance measurement, not taking into account measurement instrumentation uncertainty.

1.3. Tested System Details

The types for all equipments, plus descriptions of all cables used in the tested system (including inserted cards) are:

Test Mode		Mode 1: Transmit CDD_Adapter Mode				
Product		Manufacturer	Model No.	Serial No.	FCC ID	Power Cord
1	Nookbook PC	Lenove	TP00067C	PF-0EW0C3	DoC	Non-Shielded, 1.8m

Test Mode		Mode 2: Transmit CDD_PoE Mode Mode 3: Transmit RU Full_PoE Mode Mode 4: Transmit RU M UNMOD_PoE Mode Mode 5: Transmit RU BE UNMOD_PoE Mode				
Product		Manufacturer	Model No.	Serial No.	FCC ID	Power Cord
1	Nookbook PC	Lenove	TP00067C	PF-0EW0C3	DoC	Non-Shielded, 1.8m
2	PoE	CERIO	POE-G30I	A1CRLI01945	DoC	Non-Shielded, 1.8m

1.4. Configuration of tested System

Test Mode	Mode 1: Transmit CDD_Adapter Mode

Connection Diagram

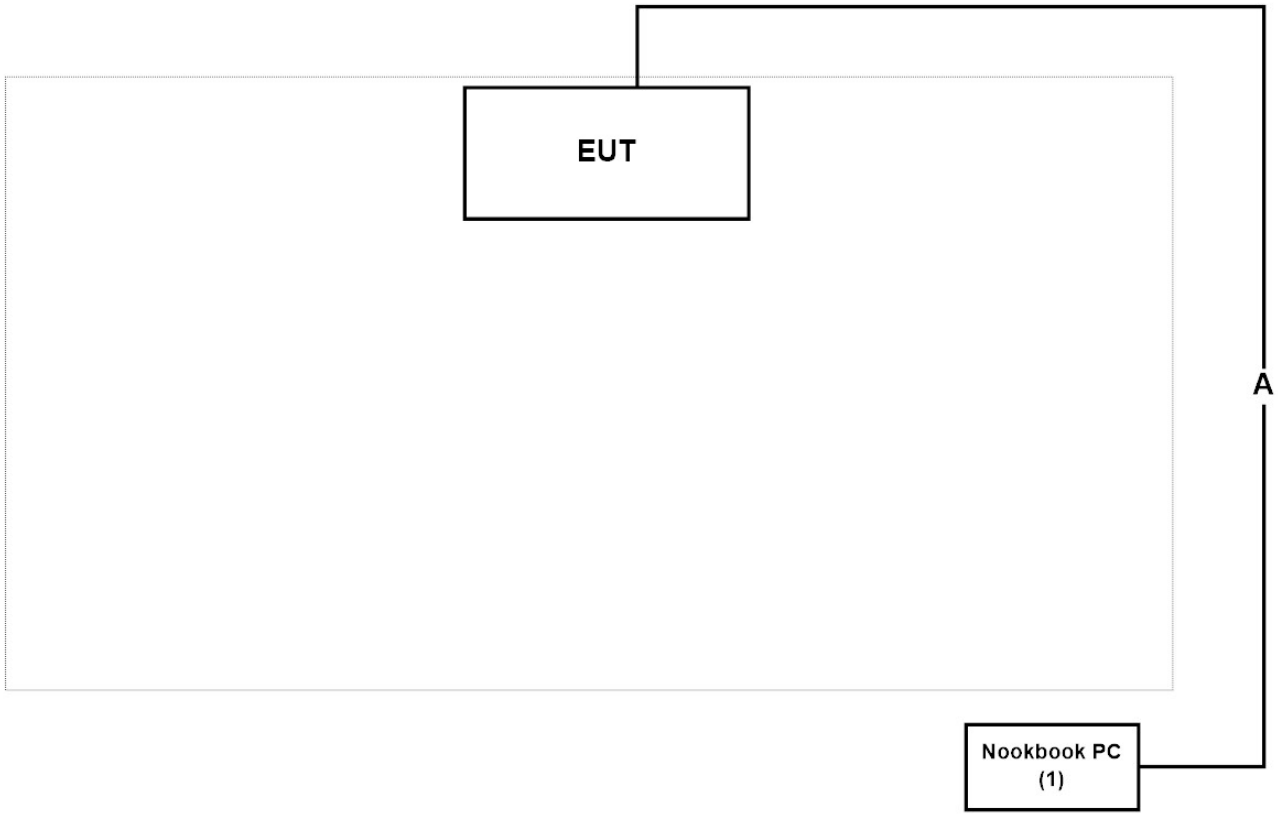

Signal Cable Type		Signal cable Description
A	Ethernet Cable	Non-Shielded, 10m

Test Mode	Mode 2: Transmit CDD_PoE Mode Mode 3: Transmit RU Full_PoE Mode Mode 4: Transmit RU M UNMOD_PoE Mode Mode 5: Transmit RU BE UNMOD_PoE Mode

Connection Diagram

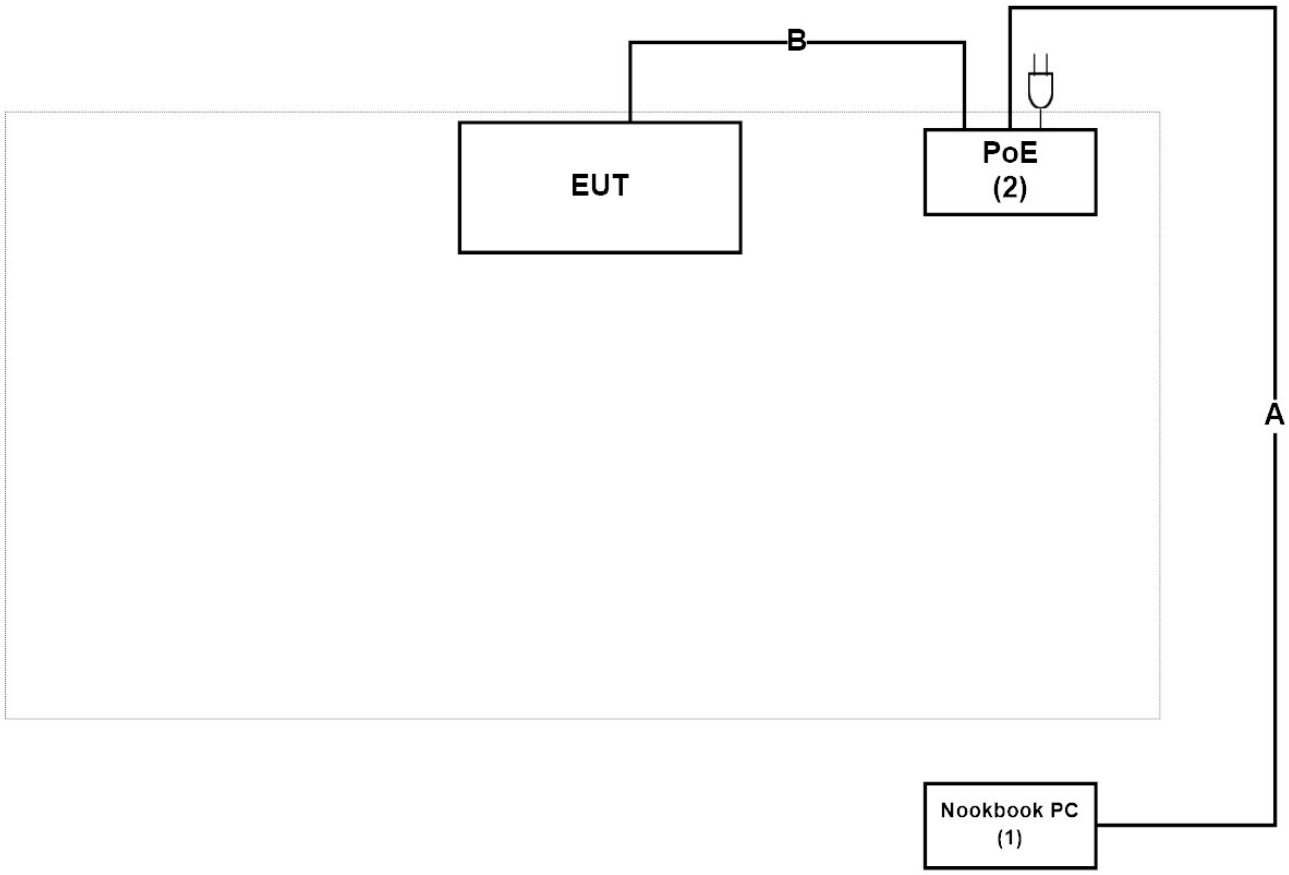

Signal Cable Type		Signal cable Description
A	Ethernet Cable	Non-Shielded, 10m
B	Ethernet Cable	Non-Shielded, 4m

1.5. EUT Exercise Software

1	Set the EUT as shown in Section 1.4.
2	Execute the control software QSPR 5.0-00186.
3	Configure test mode, test channel and data rate.
4	Let the EUT start transmitting signal continuously.
5	Verify that device is working properly

1.6. Comments and Remarks

The product specification and testing instructions for the EUT declared in the report are provided by the manufacturer who will take all responsibilities for the accuracy.

1.7. Test Facility

Ambient conditions in the laboratory:

Items	Test Item	Required	Test Site
Temperature (°C)	FCC PART 15 C 15.207	15 - 35	2
Humidity (%RH)	Conducted Emission	25 - 75	
Temperature (°C)	FCC PART 15 C 15.247	15 - 35	1
Humidity (%RH)	Maximum peak conducted output power	25 - 75	
Temperature (°C)	FCC PART 15 C 15.247	15 - 35	1
Humidity (%RH)	Radiated Emission	25 - 75	
Temperature (°C)	FCC PART 15 C 15.247	15 - 35	1
Humidity (%RH)	Radiated Emission Band Edge	25 - 75	
Temperature (°C)	FCC PART 15 C 15.247	15 - 35	1
Humidity (%RH)	DTS Bandwidth	25 - 75	
Temperature (°C)	FCC PART 15 C 15.247	15 - 35	1
Humidity (%RH)	Power Density	25 - 75	

Note: Test site information refers to Laboratory Information.

Laboratory Information

USA	:	**FCC Registration Number: TW3024**
Canada	:	**IC Registration Number: 22397-1 / 22397-2 / 22397-3**

The address and introduction of DEKRA Testing and Certification Co., Ltd. laboratories can be founded in our Web site: http://www.dekra.com.tw

If you have any comments, please don't hesitate to contact us. Our test sites as below:

Test Laboratory	DEKRA Testing and Certification Co., Ltd.
Address	1. No.372, Sec. 4, Zhongxing Rd., Zhudong Township, Hsinchu County 31061, Taiwan, R.O.C. 2. No.372-2, Sec. 4, Zhongxing Rd., Zhudong Township, Hsinchu County 31061, Taiwan, R.O.C.
Phone number	1. +886-3-582-8001 2. +886-3-582-8001
Fax number	1. +886-3-582-8958 2. +886-3-582-8958
Email address	info.tw@dekra.com
Website	http://www.dekra.com.tw

1.8. List of Test Equipment

Conducted Emission / SR2-H

Instrument	Manufacturer	Model No.	Serial No.	Cal. Date	Next Cal. Date
Artificial Mains Network	R&S	ENV4200	848411/010	2020/12/24	2021/12/23
Test Receiver	R&S	ESCS 30	836858/022	2021/02/22	2022/02/21
LISN	R&S	ENV216	100092	2020/06/22	2021/06/21

Maximum peak conducted output power / SR12-H

Instrument	Manufacturer	Model No.	Serial No.	Cal. Date	Next Cal. Date
High Speed Peak Power Meter Dual Input	Anritsu	ML2496A	1602004	2020/11/30	2021/11/29
Pulse Power Sensor	Anritsu	MA2411B	1531043	2020/11/30	2021/11/29
Pulse Power Sensor	Anritsu	MA2411B	1531044	2020/11/30	2021/11/29
Power Meter	Keysight	8990B	MY51000248	2020/05/20	2021/05/19
Power Sensor	Keysight	N1923A	MY57240005	2020/05/20	2021/05/19

Radiated Emission / CB2-H

Instrument	Manufacturer	Model No.	Serial No.	Cal. Date	Next Cal. Date
Signal Analyzer	R&S	FSVA40	101455	2020/10/12	2021/10/11
Signal & Spectrum Analyzer	R&S	FSV40	101049	2020/03/30	2021/03/29
Signal Analyzer	R&S	FSV40	101435	2020/06/24	2021/06/23
EXA Signal Analyzer	Keysight	N9010A	MY51440132	2021/01/25	2022/01/24
Bilog Antenna	Teseq	CBL6112D	23191	2021/02/26	2022/02/25
Horn Antenna	Schwarzbeck	BBHA 9120D	639	2020/06/04	2021/06/03
Horn Antenna	Schwarzbeck	BBHA 9170	202	2020/12/16	2021/12/15
Pre-Amplifier	EMCI	EMC01820I	980365	2020/06/19	2021/06/18
Pre-Amplifier	EMEC	EM01G18GA	060741	2020/07/24	2021/07/23
Pre-Amplifier	DEKRA	AP-400C	201801231	2020/11/16	2021/11/15
Band Reject Filter	Micro-Tronics	BRM50702	G258	2020/12/16	2021/12/15
Wideband Radio Communication Tester	R&S	CMW500	106071	2021/01/27	2022/01/26
Wireless Conn. Tseter	R&S	CMW500	157118	2020/07/23	2021/07/22
Coaxial Cable(13m)	Huber+Suhner	SF104	CB2-H	2020/07/25	2021/07/24
DEKRA Testing System	DEKRA	Version 1.2	CB2-H	NA	NA

Radiated Emission Band Edge / CB2-H

Instrument	Manufacturer	Model No.	Serial No.	Cal. Date	Next Cal. Date
Signal Analyzer	R&S	FSVA40	101455	2020/10/12	2021/10/11
Signal & Spectrum Analyzer	R&S	FSV40	101049	2020/03/30	2021/03/29
Signal Analyzer	R&S	FSV40	101435	2020/06/24	2021/06/23
EXA Signal Analyzer	Keysight	N9010A	MY51440132	2021/01/25	2022/01/24
Bilog Antenna	Teseq	CBL6112D	23191	2021/02/26	2022/02/25
Horn Antenna	Schwarzbeck	BBHA 9120D	639	2020/06/04	2021/06/03
Horn Antenna	Schwarzbeck	BBHA 9170	202	2020/12/16	2021/12/15
Pre-Amplifier	EMCI	EMC01820I	980365	2020/06/19	2021/06/18
Pre-Amplifier	EMEC	EM01G18GA	060741	2020/07/24	2021/07/23
Pre-Amplifier	DEKRA	AP-400C	201801231	2020/11/16	2021/11/15
Band Reject Filter	Micro-Tronics	BRM50702	G258	2020/12/16	2021/12/15
Wideband Radio Communication Tester	R&S	CMW500	106071	2021/01/27	2022/01/26
Wireless Conn. Tseter	R&S	CMW500	157118	2020/07/23	2021/07/22
Coaxial Cable(13m)	Huber+Suhner	SF104	CB2-H	2020/07/25	2021/07/24
DEKRA Testing System	DEKRA	Version 1.2	CB2-H	NA	NA

DTS Bandwidth / SR12-H

Instrument	Manufacturer	Model No.	Serial No.	Cal. Date	Next Cal. Date
Spectrum Analyzer	Keysight	N9030B	MY57140404	2020/06/03	2021/06/02
Spectrum Analyzer	Keysight	N9010B	MY57110159	2020/04/15	2021/04/14
Spectrum Analyzer	Agilent	N9010A	US47140172	2020/06/18	2021/06/17
Signal & Spectrum Analyzer	R&S	FSV40	101049	2020/03/30	2021/03/29

Power Density / SR12-H

Instrument	Manufacturer	Model No.	Serial No.	Cal. Date	Next Cal. Date
Spectrum Analyzer	Keysight	N9030B	MY57140404	2020/06/03	2021/06/02
Spectrum Analyzer	Keysight	N9010B	MY57110159	2020/04/15	2021/04/14
Spectrum Analyzer	Agilent	N9010A	US47140172	2020/06/18	2021/06/17
Signal & Spectrum Analyzer	R&S	FSV40	101049	2020/03/30	2021/03/29

Note: All equipment upon which need to calibrated are with calibration period of 1 year.

1.9. Duty Cycle

Mode	Time On (ms)	Time On + Time Off (ms)	Duty Cycle (%)	Duty Factor (dB)
802.11b (CDD)	1.3330	2.0960	63.60	1.97
802.11g (CDD)	1.4530	1.5260	95.22	0.21
802.11ax 20 (Full RU)	5.5830	5.7110	97.76	0.10
802.11ax 40 (Full RU)	5.5230	5.7710	95.70	0.19
Mode	Duty Cycle (%)	T (ms)	1/T (Hz)	VBW (Hz)
802.11b (CDD)	63.60	1.3330	750	1000
802.11g (CDD)	95.22	1.4530	688	1000
802.11ax 20 (Full RU)	97.76	5.5830	179	200
802.11ax 40 (Full RU)	95.70	5.5230	181	200

MIMO_b_2412MHz

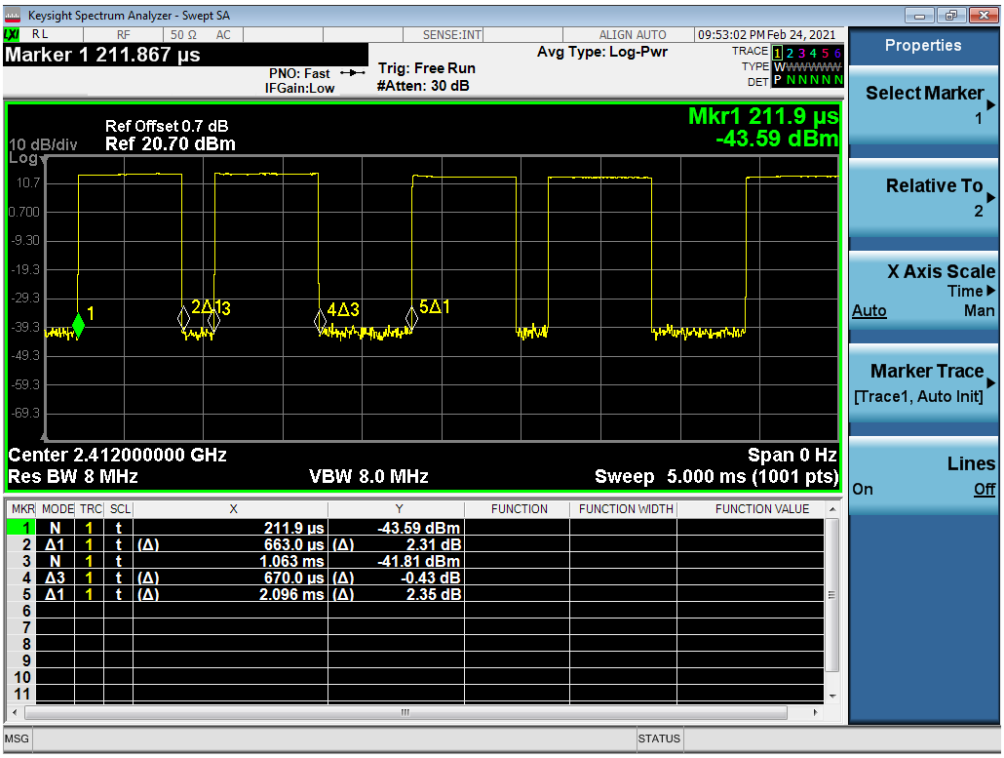

MIMO_g_2412MHz

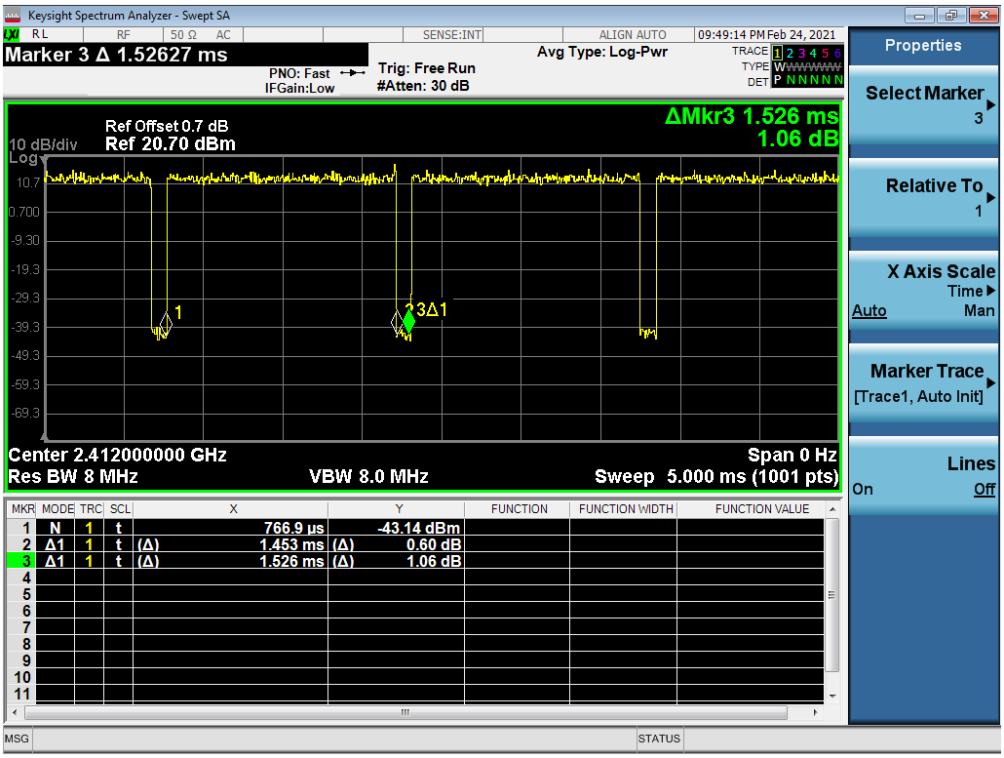

MIMO_ax20_2412MHz

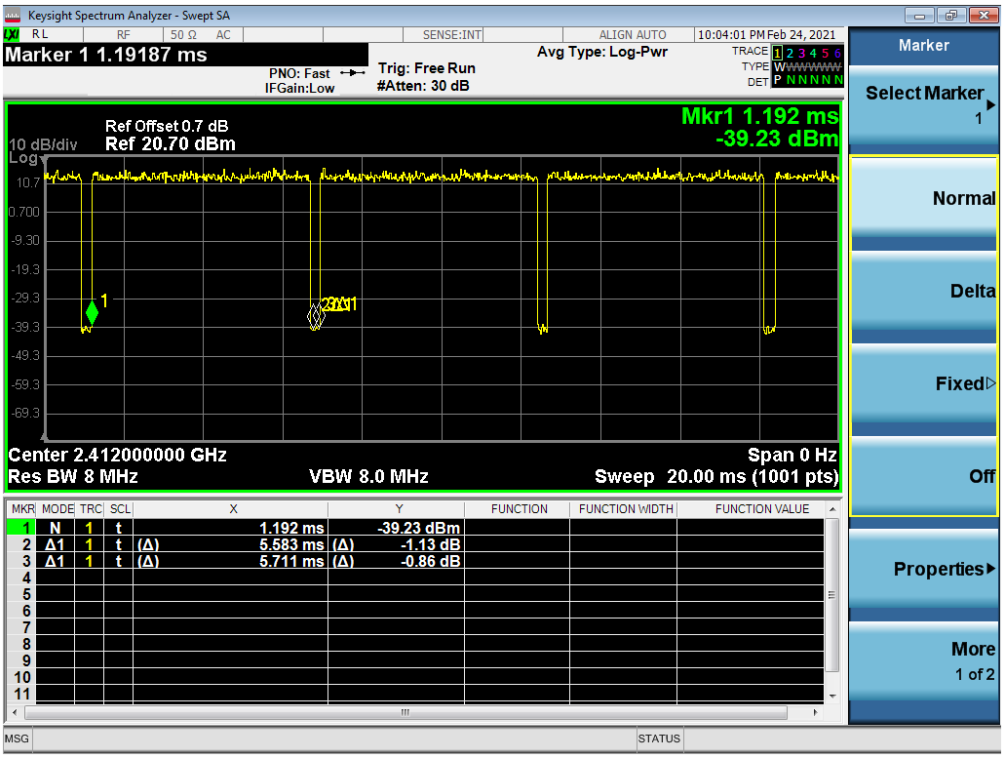

MIMO_ax40_2422MHz

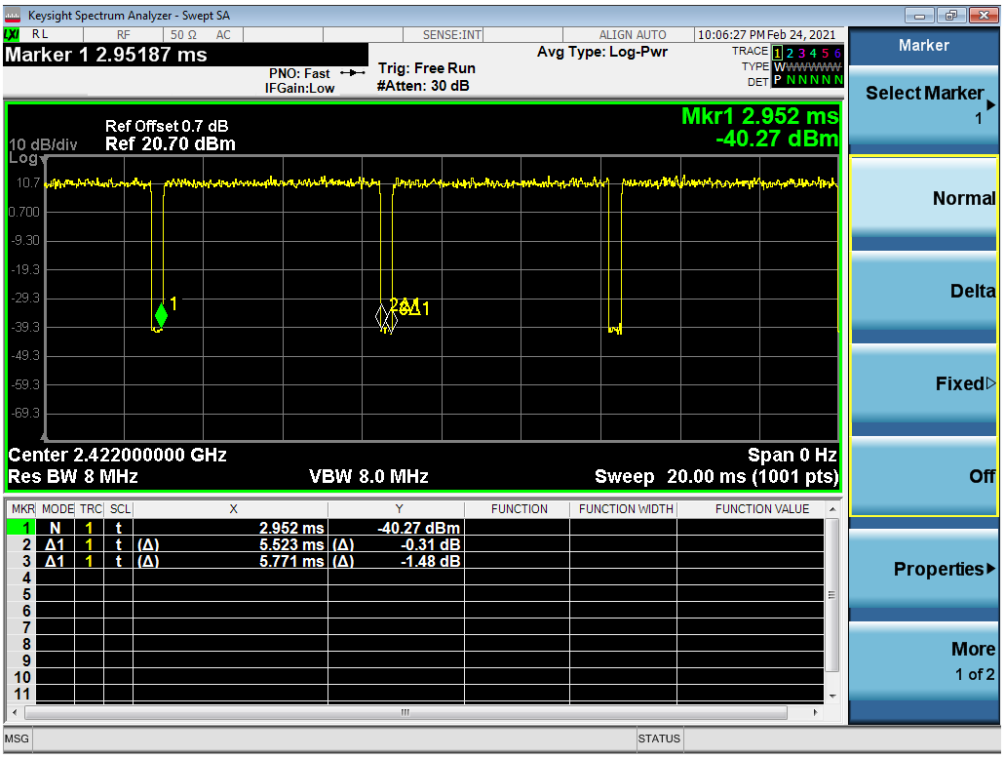

1.10. Uncertainty

Test item	Uncertainty
Conducted Emission	± 2.26 dB
Maximum peak conducted output power	± 1.27 dB
Radiated Emission	30MHz~1GHz as ±3.43 dB 1GHz~26.5GHz as ±3.65 dB
Radiated Emission Band Edge	± 3.9 dB
DTS Bandwidth	± 50 Hz
Power Density	±1.27 dB

2. Conducted Emission

2.1. Test Setup

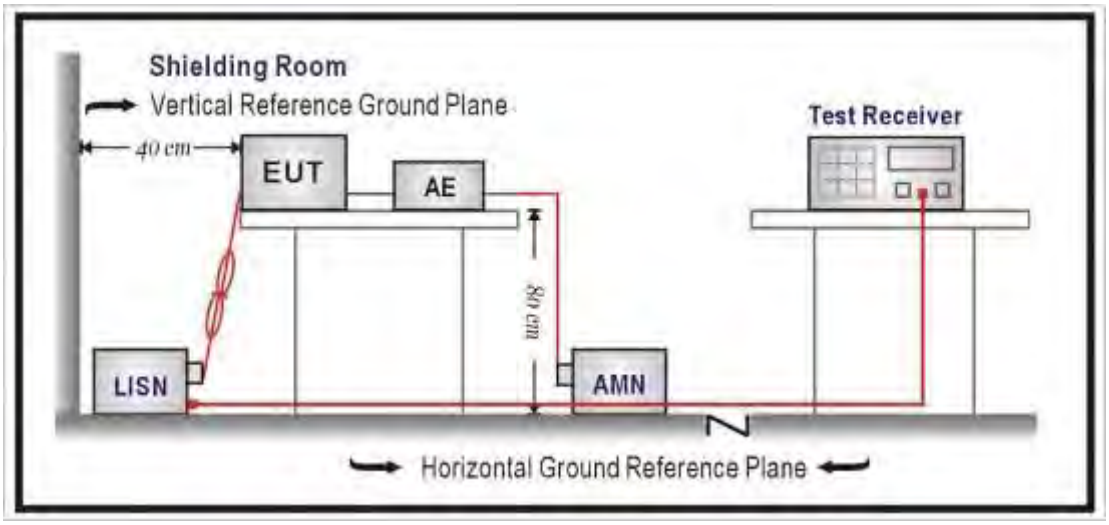

2.2. Limits

FCC Part 15 Subpart C Paragraph 15.207 Limits (dBuV)		
Frequency MHz	QP	AV
0.15 - 0.50	66 - 56	56 - 46
0.50 - 5.0	56	46
5.0 - 30	60	50

Remarks: In the above table, the tighter limit applies at the band edges.

2.3. Test Procedure

The EUT was setup according to ANSI C63.4: 2013 and tested according to DTS test procedure of KDB 558074 for compliance to FCC 47CFR 15.247 requirements.
The EUT was placed on a platform of nominal size, 1 m by 1.5 m, raised 80 cm above the conducting ground plane. The vertical conducting plane was located 40 cm to the rear of the EUT. All other surfaces of EUT were at least 80 cm from any other grounded conducting surface. The EUT and simulators are connected to the main power through a line impedance stabilization network (LISN). The LISN provides a 50 ohm /50uH coupling impedance for the measuring equipment. The peripheral devices are also connected to the main power through a LISN. (Please refer to the block diagram of the test setup and photographs.)
Each current-carrying conductor of the EUT power cord, except the ground (safety) conductor, was individually connected through a LISN to the input power source.
The excess length of the power cord between the EUT and the LISN receptacle were folded back and forth at the center of the lead to form a bundle not exceeding 40 cm in length.
Conducted emissions were investigated over the frequency range from 0.15MHz to 30MHz using a receiver bandwidth of 9 kHz.

2.4. Test Specification

According to FCC Part 15 Subpart C Paragraph 15.207: 2019

2.5. Test Result

Model No	APL54X	Site	SR2-H
Test Voltage	AC 120V/60Hz	Test Date	2021/3/17
Test Mode	Mode 1: Transmit CDD_Adapter Mode	Engineer	Max Chang
Phase	L	Temperature (℃)	22
Test Condition	802.11b,Ant0+1,Ch 1,2.412G	Humidity (%RH)	59

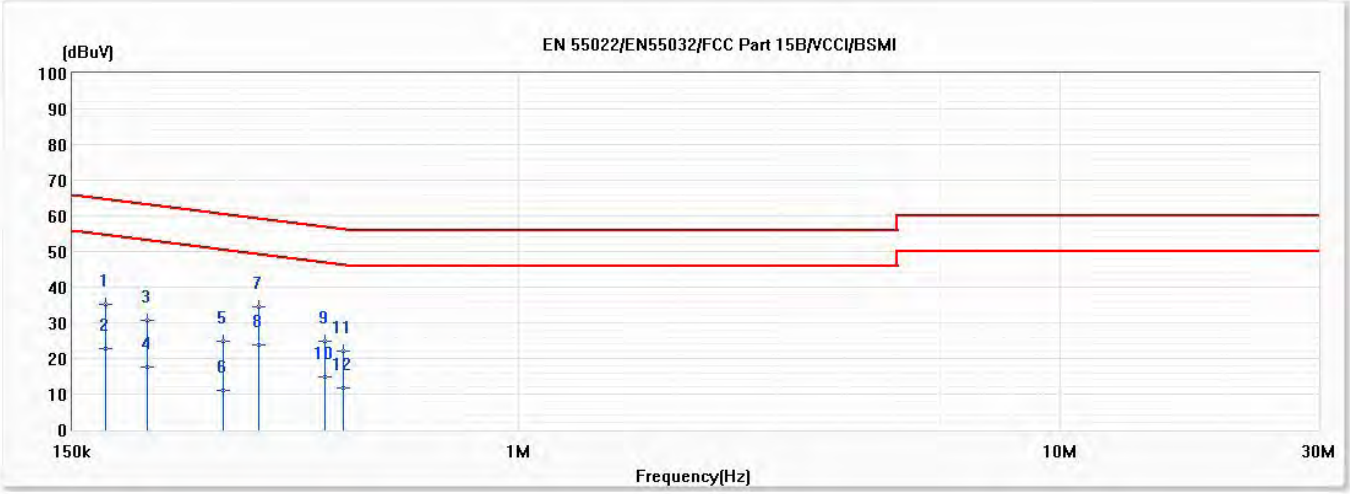

No	Frequency (MHz)	Emission Level (dBuV)	Limit (dBuV)	Margin (dB)	Reading Level (dBuV)	Correct Factor (dB)	Detector Type
1	0.173	35.10	64.83	-29.73	25.45	9.65	QP
2	0.173	22.69	54.83	-32.14	13.04	9.65	AV
3	0.206	30.84	63.35	-32.51	21.19	9.65	QP
4	0.206	17.43	53.35	-35.92	7.78	9.65	AV
5	0.285	24.87	60.68	-35.81	15.21	9.66	QP
6	0.285	10.91	50.68	-39.77	1.25	9.66	AV
*7	0.330	34.46	59.44	-24.98	24.79	9.67	QP
8	0.330	23.87	49.44	-25.58	14.20	9.67	AV
9	0.439	24.98	57.08	-32.10	15.30	9.68	QP
10	0.439	14.71	47.08	-32.37	5.02	9.68	AV
11	0.473	22.21	56.45	-34.25	12.52	9.69	QP
12	0.473	11.80	46.45	-34.65	2.11	9.69	AV

Remark:

1. "*" means this data is the worst emission level.
2. Emission Level = Reading Level + Correct Factor (Correct Factor = LISN Insertion Loss + Cable Loss).
3. Margin = Emission Level - Limit.

Model No	APL54X	Site	SR2-H
Test Voltage	AC 120V/60Hz	Test Date	2021/3/17
Test Mode	Mode 1: Transmit CDD_Adapter Mode	Engineer	Max Chang
Phase	N	Temperature (℃)	22
Test Condition	802.11b,Ant0+1,Ch 1,2.412G	Humidity (%RH)	59

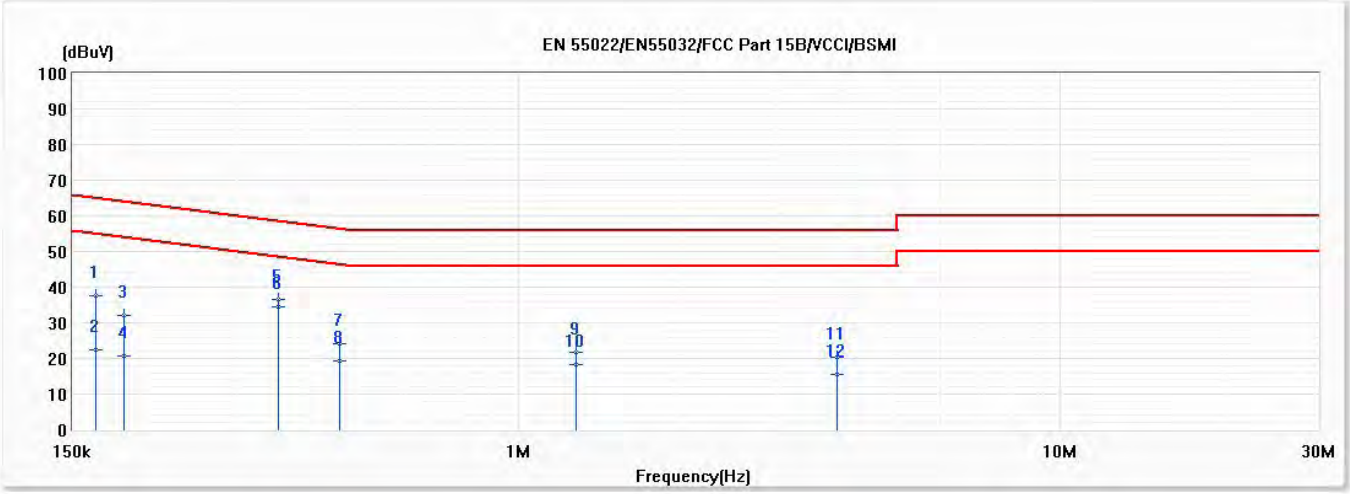

No	Frequency (MHz)	Emission Level (dBuV)	Limit (dBuV)	Margin (dB)	Reading Level (dBuV)	Correct Factor (dB)	Detector Type
1	0.165	37.70	65.19	-27.50	28.06	9.64	QP
2	0.165	22.36	55.19	-32.83	12.72	9.64	AV
3	0.187	32.10	64.17	-32.07	22.47	9.63	QP
4	0.187	20.72	54.17	-33.45	11.08	9.63	AV
5	0.360	36.67	58.72	-22.06	27.00	9.66	QP
*6	0.360	34.57	48.72	-14.15	24.91	9.66	AV
7	0.466	24.29	56.58	-32.29	14.62	9.68	QP
8	0.466	19.33	46.58	-27.25	9.65	9.68	AV
9	1.274	21.81	56.00	-34.19	12.08	9.73	QP
10	1.274	18.38	46.00	-27.62	8.64	9.73	AV
11	3.875	20.30	56.00	-35.70	10.42	9.87	QP
12	3.875	15.57	46.00	-30.43	5.70	9.87	AV

Remark:

1. "*" means this data is the worst emission level.
2. Emission Level = Reading Level + Correct Factor (Correct Factor = LISN Insertion Loss + Cable Loss).
3. Margin = Emission Level - Limit.

Model No	APL54X	Site	SR2-H
Test Voltage	AC 120V/60Hz	Test Date	2021/3/17
Test Mode	Mode 2: Transmit CDD_PoE Mode	Engineer	Max Chang
Phase	L	Temperature (℃)	22
Test Condition	802.11b,Ant0+1,Ch 1,2.412G	Humidity (%RH)	59

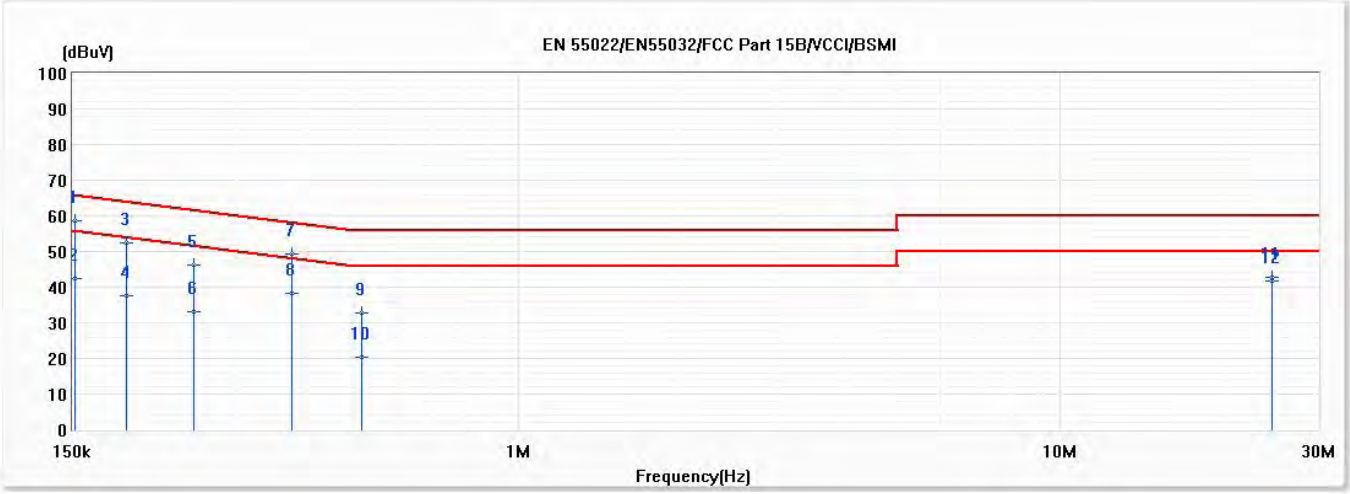

No	Frequency (MHz)	Emission Level (dBuV)	Limit (dBuV)	Margin (dB)	Reading Level (dBuV)	Correct Factor (dB)	Detector Type
*1	0.151	58.53	65.92	-7.39	48.88	9.65	QP
2	0.151	42.42	55.92	-13.50	32.77	9.65	AV
3	0.189	52.27	64.08	-11.81	42.62	9.64	QP
4	0.189	37.59	54.08	-16.49	27.95	9.64	AV
5	0.251	46.23	61.71	-15.48	36.58	9.65	QP
6	0.251	33.00	51.71	-18.72	23.34	9.65	AV
7	0.382	49.32	58.24	-8.91	39.65	9.68	QP
8	0.382	38.24	48.24	-10.00	28.56	9.68	AV
9	0.513	32.60	56.00	-23.40	22.91	9.69	QP
10	0.513	20.38	46.00	-25.62	10.69	9.69	AV
11	24.569	42.68	60.00	-17.32	32.26	10.42	QP
12	24.569	41.73	50.00	-8.27	31.30	10.42	AV

Remark:

1. "*" means this data is the worst emission level.
2. Emission Level = Reading Level + Correct Factor (Correct Factor = LISN Insertion Loss + Cable Loss).
3. Margin = Emission Level - Limit.

Model No	APL54X	Site	SR2-H
Test Voltage	AC 120V/60Hz	Test Date	2021/3/17
Test Mode	Mode 2: Transmit CDD_PoE Mode	Engineer	Max Chang
Phase	N	Temperature (℃)	22
Test Condition	802.11b,Ant0+1,Ch 1,2.412G	Humidity (%RH)	59

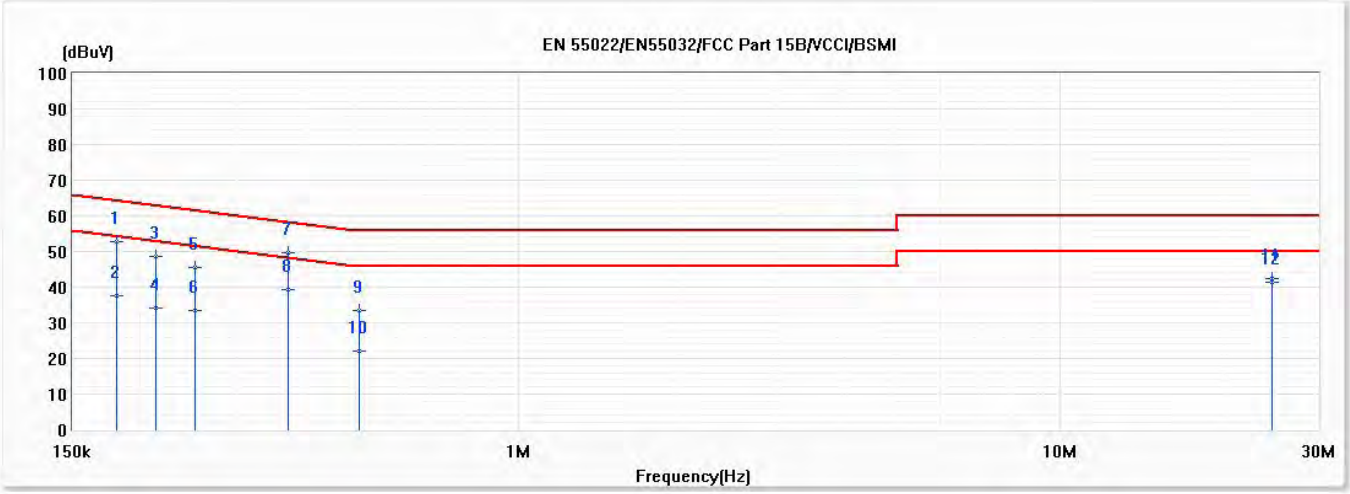

No	Frequency (MHz)	Emission Level (dBuV)	Limit (dBuV)	Margin (dB)	Reading Level (dBuV)	Correct Factor (dB)	Detector Type
1	0.181	52.76	64.45	-11.68	43.13	9.63	QP
2	0.181	37.46	54.45	-16.99	27.82	9.63	AV
3	0.214	48.73	63.04	-14.31	39.09	9.64	QP
4	0.214	34.19	53.04	-18.85	24.55	9.64	AV
5	0.252	45.65	61.69	-16.04	36.01	9.64	QP
6	0.252	33.50	51.69	-18.19	23.86	9.64	AV
7	0.376	49.50	58.37	-8.87	39.84	9.67	QP
8	0.376	39.33	48.37	-9.05	29.66	9.67	AV
9	0.507	33.50	56.00	-22.50	23.82	9.68	QP
10	0.507	21.95	46.00	-24.05	12.27	9.68	AV
11	24.570	42.31	60.00	-17.69	31.68	10.62	QP
*12	24.570	41.39	50.00	-8.61	30.77	10.62	AV

Remark:

1. "*" means this data is the worst emission level.
2. Emission Level = Reading Level + Correct Factor (Correct Factor = LISN Insertion Loss + Cable Loss).
3. Margin = Emission Level - Limit.

3. Maximum peak conducted output power

3.1. Test Setup

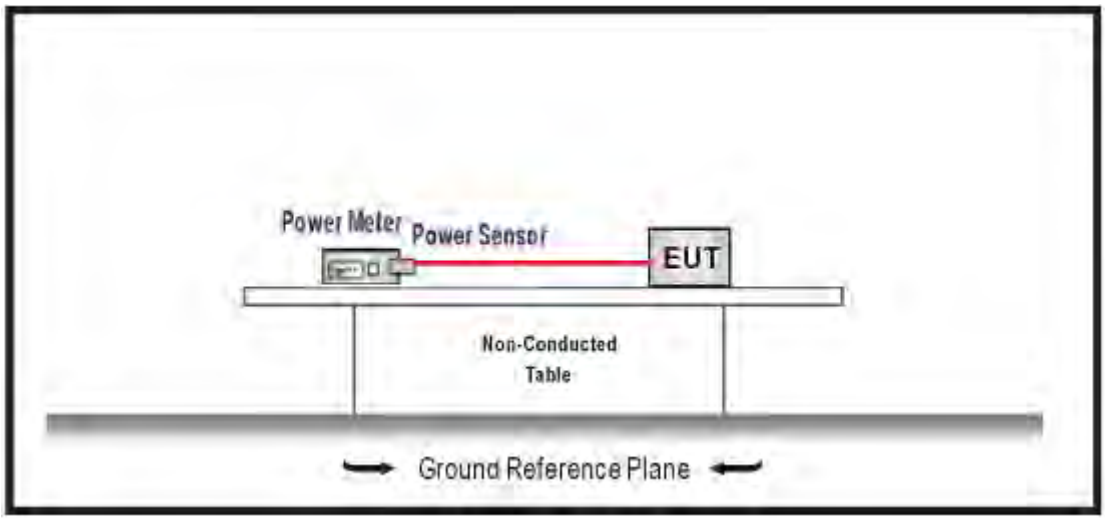

3.2. Test procedures

The EUT was tested according to DTS test procedure section 8.3.1.3 of KDB 558074 D01 v05r02 & Subclause 11.9.1.3 of ANSI C63.10 Measurement to FCC 47CFR 15.247 requirements.

3.3. Limits

The maximum peak power shall be less 1 Watt.

3.4. Test Specification

According to FCC Part 15 Subpart C Paragraph 15.247: 2019.

3.5. Test Result

Product	2x2 11ax WIFI AP		
Test Item	Maximum peak conducted output power		
Test Mode	Mode 2: Transmit CDD_PoE Mode		
Date of Test	2021/02/25	Test Site	SR12-H
Temperature (°C)	23.0	Humidity (%RH)	55.0

Channel	Frequency (MHz)	Data Rata (Mbps)	Measurement Level (dBm)			Limit (dBm)	Result
			Ant. 0 Power (dBm)	Ant. 1 Power (dBm)	Ant. 0+1 Power (dBm)		
802.11b							
1	2412	1	21.75	22.21	25.00	30	Pass
6	2437	1	21.67	22.17	24.94	30	Pass
11	2462	1	22.26	22.54	25.41	30	Pass
802.11g							
1	2412	6	23.24	23.40	26.33	30	Pass
6	2437	6	22.59	22.98	25.80	30	Pass
11	2462	6	23.49	23.36	26.44	30	Pass
802.11n(20M)							
1	2412	HT8	22.23	22.44	25.35	30	Pass
6	2437	HT8	21.78	22.24	25.03	30	Pass
11	2462	HT8	22.23	22.64	25.45	30	Pass
802.11n(40M)							
3	2422	HT8	21.40	21.87	24.65	30	Pass
6	2437	HT8	21.20	21.73	24.48	30	Pass
9	2452	HT8	21.78	21.92	24.86	30	Pass

Product	2x2 11ax WIFI AP		
Test Item	Maximum peak conducted output power		
Test Mode	Mode 3: Transmit RU Full_PoE Mode		
Date of Test	2021/02/25	Test Site	SR12-H
Temperature (°C)	22.9	Humidity (%RH)	68.9

Channel	Frequency (MHz)	Data Rata (Mbps)	Measurement Level (dBm)			Limit (dBm)	Result
			Ant. 0 Power (dBm)	Ant. 1 Power (dBm)	Ant. 0+1 Power (dBm)		
802.11ax(20M)							
1	2412	MCS0	23.63	23.68	26.67	30	Pass
6	2437	MCS0	22.61	23.17	25.91	30	Pass
11	2462	MCS0	23.78	23.35	26.58	30	Pass
802.11ax(40M)							
3	2422	MCS0	21.99	21.79	24.90	30	Pass
6	2437	MCS0	21.89	21.96	24.94	30	Pass
9	2452	MCS0	21.98	22.35	25.18	30	Pass

Product	2x2 11ax WIFI AP		
Test Item	Maximum peak conducted output power		
Test Mode	Mode 4: Transmit RU M UNMOD_PoE Mode		
Date of Test	2021/03/15	Test Site	SR12-H
Temperature (°C)	24.6	Humidity (%RH)	53.7

Channel	Frequency (MHz)	Data Rata (Mbps)	Measurement Level (dBm)			Limit (dBm)	Result
			Ant. 0 Power (dBm)	Ant. 1 Power (dBm)	Ant. 0+1 Power (dBm)		
802.11ax(20M)							
1	2412	MCS0	22.28	22.54	25.42	30	Pass
6	2437	MCS0	22.63	23.00	25.83	30	Pass
11	2462	MCS0	19.87	20.08	22.99	30	Pass
802.11ax(40M)							
3	2422	MCS0	20.02	20.34	23.19	30	Pass
6	2437	MCS0	19.97	20.90	23.47	30	Pass
9	2452	MCS0	20.02	20.31	23.18	30	Pass

Product	2x2 11ax WIFI AP		
Test Item	Maximum peak conducted output power		
Test Mode	Mode 5: Transmit RU BE UNMOD_PoE Mode		
Date of Test	2021/03/15	Test Site	SR12-H
Temperature (°C)	24.6	Humidity (%RH)	53.7

Channel	Frequency (MHz)	Data Rata (Mbps)	Measurement Level (dBm)			Limit (dBm)	Result
			Ant. 0 Power (dBm)	Ant. 1 Power (dBm)	Ant. 0+1 Power (dBm)		
802.11ax(20M)							
1	2412	MCS0	22.13	22.22	25.19	30	Pass
6	2437	MCS0	21.98	22.50	25.26	30	Pass
11	2462	MCS0	19.36	19.81	22.60	30	Pass
802.11ax(40M)							
3	2422	MCS0	18.90	19.29	22.11	30	Pass
6	2437	MCS0	18.53	19.08	21.82	30	Pass
9	2452	MCS0	18.85	19.36	22.12	30	Pass

Product	2x2 11ax WIFI AP		
Test Item	Maximum peak conducted output power		
Test Mode	Mode 6: Transmit BF_PoE Mode		
Date of Test	2021/02/25	Test Site	SR12-H
Temperature (°C)	22.9	Humidity (%RH)	68.9

Channel	Frequency (MHz)	Data Rata (Mbps)	Measurement Level (dBm)			Limit (dBm)	Result
			Ant. 0 Power (dBm)	Ant. 1 Power (dBm)	Ant. 0+1 Power (dBm)		
802.11n(20M)							
1	2412	HT8	19.22	19.43	22.34	29.69	Pass
6	2437	HT8	18.77	19.23	22.02	29.69	Pass
11	2462	HT8	19.22	19.63	22.44	29.69	Pass
802.11n(40M)							
3	2422	HT8	18.39	18.86	21.64	29.69	Pass
6	2437	HT8	18.19	18.72	21.47	29.69	Pass
9	2452	HT8	18.77	18.91	21.85	29.69	Pass
802.11ax(20M)							
1	2412	MCS0	20.62	20.67	23.66	29.69	Pass
6	2437	MCS0	19.60	20.16	22.90	29.69	Pass
11	2462	MCS0	20.77	20.34	23.57	29.69	Pass
802.11ax(40M)							
3	2422	MCS0	18.98	18.78	21.89	29.69	Pass
6	2437	MCS0	18.88	18.95	21.93	29.69	Pass
9	2452	MCS0	18.97	19.34	22.17	29.69	Pass

Note: For 802.11n/ax, CDD mode and Beamforming mode are presented in power output test item.
For other test item, CDD mode is the worst case for final test after pretesting.

4. Radiated Emission

4.1. Test Setup

Under 1GHz Test Setup:

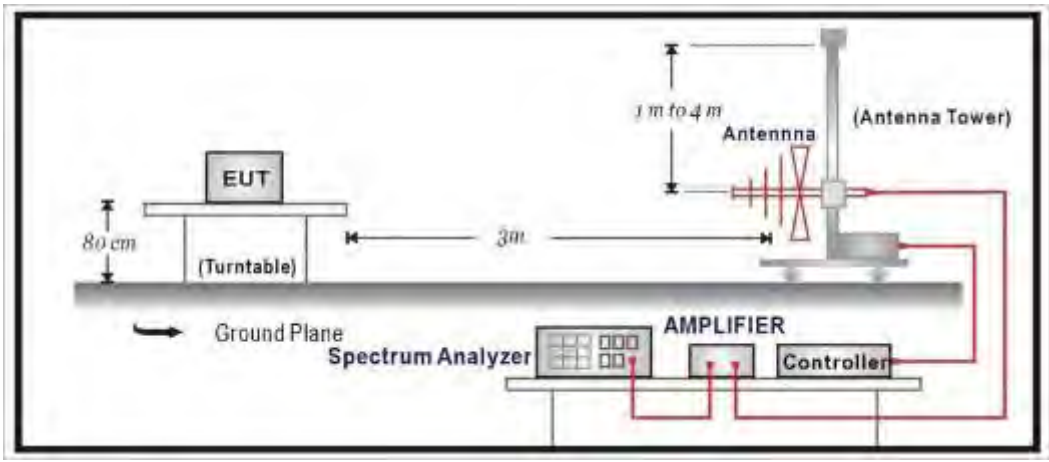

Above 1GHz Test Setup:

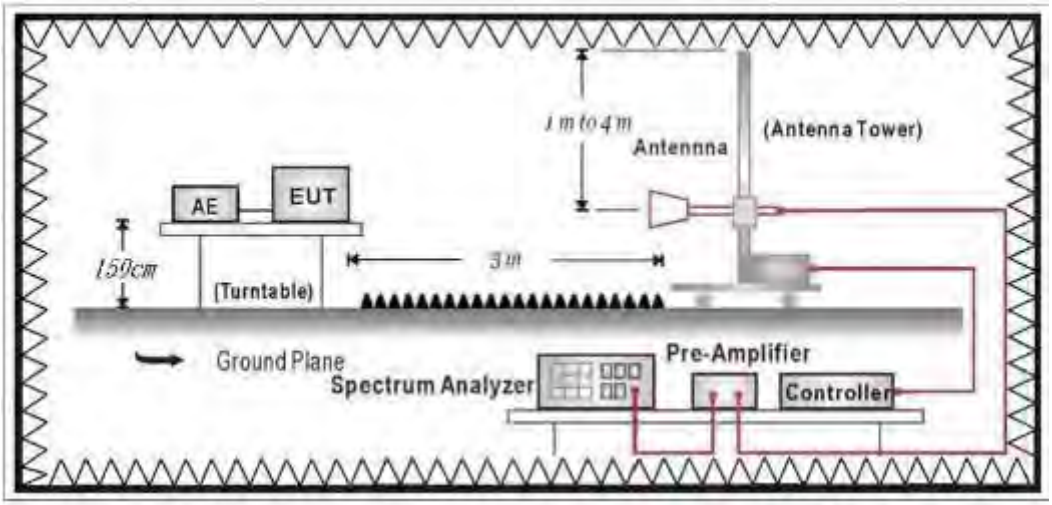

4.2. Limits

Emissions radiated outside of the specified frequency bands, except for harmonics, shall be attenuated by at least 20dB below the level of the fundamental or to the general radiated emission limits in paragraph 15.209, whichever is the lesser attenuation.

FCC Part 15 Subpart C Paragraph 15.209 Limits		
Frequency MHz	dBuV/m	dBuV/m
30 - 88	100	40
88 - 216	150	43.5
216 - 960	200	46
Above 960	500	54

Remarks: E field strength (dBuV/m) = 20 log E field strength (uV/m)

4.3. Test Procedure

The EUT was setup according to ANSI C63.10:2013 and tested according to DTS test procedure of KDB 558074 D01 v05r02 for compliance to FCC 47CFR 15.247 requirements.
The EUT and its simulators are placed on a turn table which is 1.5 meter above ground(under 1GHz) or 1.5 meter above ground (above 1GHz). The turn table can rotate 360 degrees to determine the position of the maximum emission level.
The antenna can move up and down between 1 meter and 4 meters to find out the maximum emission level.
Both horizontal and vertical polarization of the antenna are set on measurement. In order to find the maximum emission, all of the interface cables must be manipulated according to ANSI C63.10:2013 on radiated measurement.
On any frequency or frequencies below or equal to 1000 MHz, the limits shown are based on measuring equipment employing a quasi-peak detector function and on any frequency or frequencies above 1000 MHz the radiated limits shown are based upon the use of measurement instrumentation employing an average detector function. When average radiated emission measurement are included emission measurement below 1000 MHz, there also is a limit on the radio frequency emissions, as measured using instrumentation with a peak detector function, corresponding to 20 dB above the maximum permitted average limit.
The bandwidth below 1GHz setting on the field strength meter is 120 kHz and above 1GHz is 1MHz.

4.4. Test Specification

According to FCC Part 15 Subpart C Paragraph 15.247: 2019.

4.5. Test Result

30MHz-1GHz Spurious

Model No	APL54X	Site	CB2-H
Test Voltage	AC 120V/60Hz	Test Date	2021/3/15
Test Mode	Mode 1: Transmit CDD_Adapter Mode	Engineer	Ling Chen
Polarity	Horizontal	Temperature (℃)	21.5
Test Condition	802.11b,Ant0+1,Ch 1,2.412G,BW20M	Humidity (%RH)	51.0

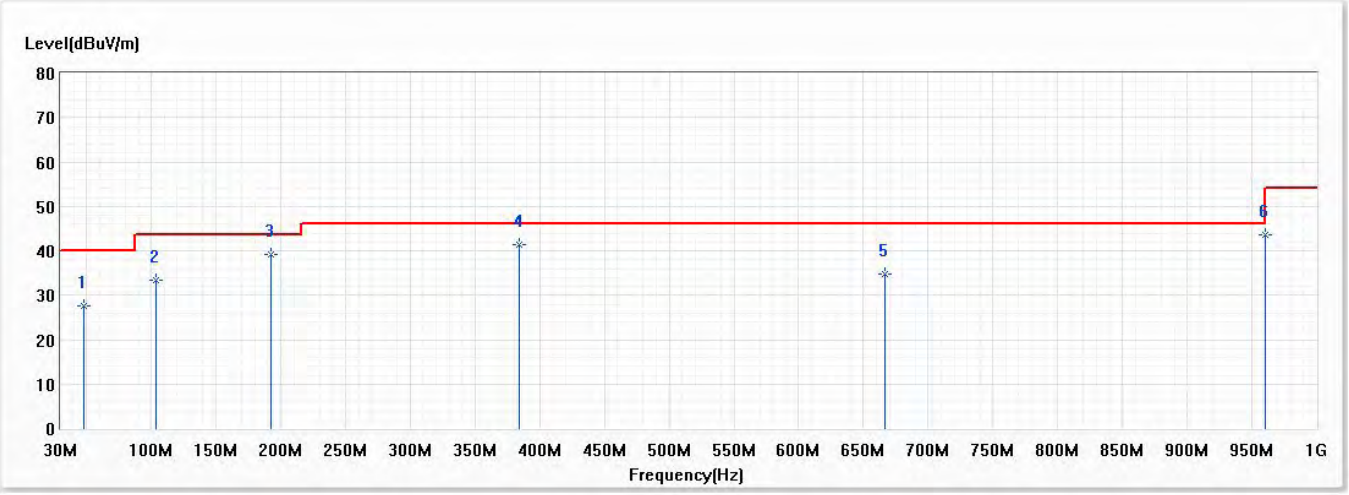

No	Frequency (MHz)	Emission Level (dBuV/m)	Limit (dBuV/m)	Margin (dB)	Reading Level (dBuV)	Correct Factor (dB)	Detector Type
1	47.945	27.56	40.00	-12.44	31.45	-3.89	QP
2	103.720	33.42	43.50	-10.08	36.81	-3.39	QP
3	191.990	39.16	43.50	-4.34	43.61	-4.45	QP
4	384.050	41.48	46.00	-4.52	39.15	2.33	QP
5	666.320	34.75	46.00	-11.25	28.07	6.68	QP
* 6	959.990	43.60	46.00	-2.40	33.09	10.51	QP

Note:

1. All reading levels is Quasi-Peak value.
2. “ * ”, means this data is the worst value.
3. Emission Level = Reading Level + Correct Factor
4. The emission under 30MHz were not included is because their levels are lower than 20dB from limit.

Model No	APL54X	Site	CB2-H
Test Voltage	AC 120V/60Hz	Test Date	2021/3/15
Test Mode	Mode 1: Transmit CDD_Adapter Mode	Engineer	Ling Chen
Polarity	Vertical	Temperature (℃)	21.5
Test Condition	802.11b,Ant0+1,Ch 1,2.412G,BW20M	Humidity (%RH)	51.0

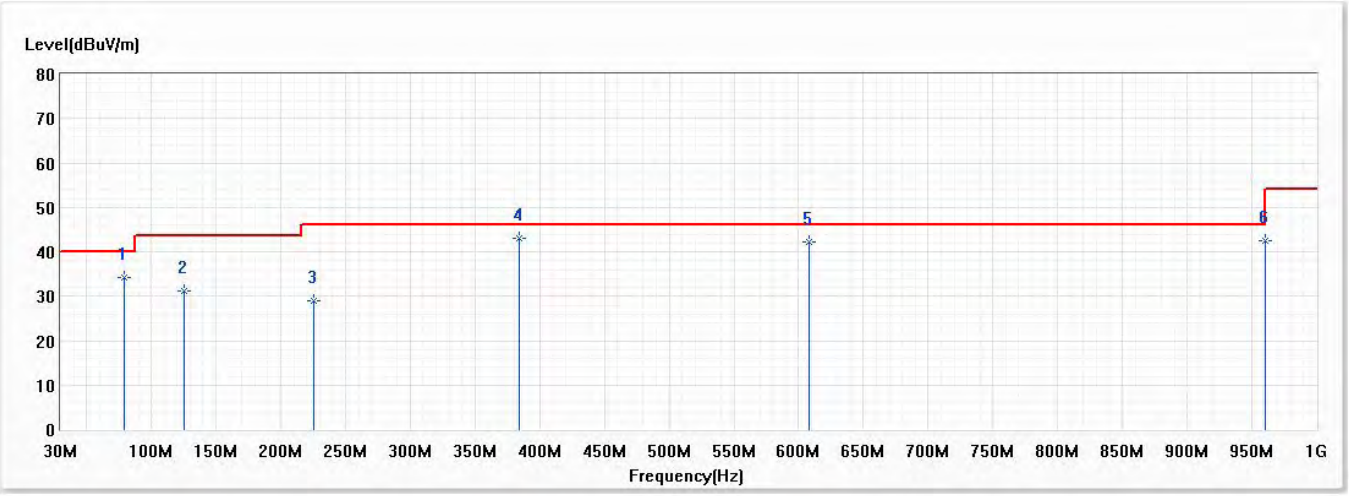

No	Frequency (MHz)	Emission Level (dBuV/m)	Limit (dBuV/m)	Margin (dB)	Reading Level (dBuV)	Correct Factor (dB)	Detector Type
1	78.985	34.20	40.00	-5.80	41.51	-7.31	QP
2	125.060	31.22	43.50	-12.28	33.11	-1.89	QP
3	225.455	29.02	46.00	-16.98	31.76	-2.74	QP
* 4	384.050	43.16	46.00	-2.84	40.83	2.33	QP
5	608.120	42.11	46.00	-3.89	36.04	6.07	QP
6	959.990	42.37	46.00	-3.63	31.86	10.51	QP

Note:

1. All reading levels is Quasi-Peak value.
2. “ * ”, means this data is the worst value.
3. Emission Level = Reading Level + Correct Factor
4. The emission under 30MHz were not included is because their levels are lower than 20dB from limit.

Model No	APL54X	Site	CB2-H
Test Voltage	AC 120V/60Hz	Test Date	2021/3/15
Test Mode	Mode 2: Transmit CDD_PoE Mode	Engineer	Ling Chen
Polarity	Horizontal	Temperature (℃)	21.5
Test Condition	802.11b,Ant0+1,Ch 1,2.412G,BW20M	Humidity (%RH)	51.0

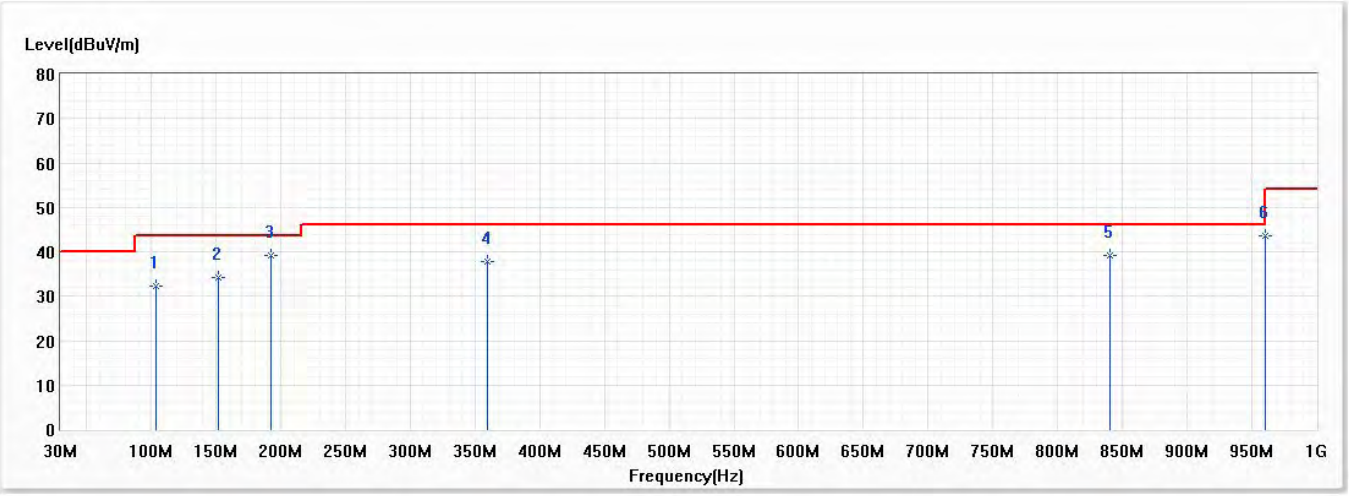

No	Frequency (MHz)	Emission Level (dBuV/m)	Limit (dBuV/m)	Margin (dB)	Reading Level (dBuV)	Correct Factor (dB)	Detector Type
1	103.720	32.23	43.50	-11.27	35.62	-3.39	QP
2	151.735	34.11	43.50	-9.39	37.09	-2.98	QP
3	191.990	39.31	43.50	-4.19	43.76	-4.45	QP
4	359.800	37.85	46.00	-8.15	36.31	1.54	QP
5	840.435	39.11	46.00	-6.89	30.31	8.80	QP
* 6	959.990	43.53	46.00	-2.47	33.02	10.51	QP

Note:

1. All reading levels is Quasi-Peak value.
2. “ * ”, means this data is the worst value.
3. Emission Level = Reading Level + Correct Factor
4. The emission under 30MHz were not included is because their levels are lower than 20dB from limit.

Model No	APL54X	Site	CB2-H
Test Voltage	AC 120V/60Hz	Test Date	2021/3/15
Test Mode	Mode 2: Transmit CDD_PoE Mode	Engineer	Ling Chen
Polarity	Vertical	Temperature (℃)	21.5
Test Condition	802.11b,Ant0+1,Ch 1,2.412G,BW20M	Humidity (%RH)	51.0

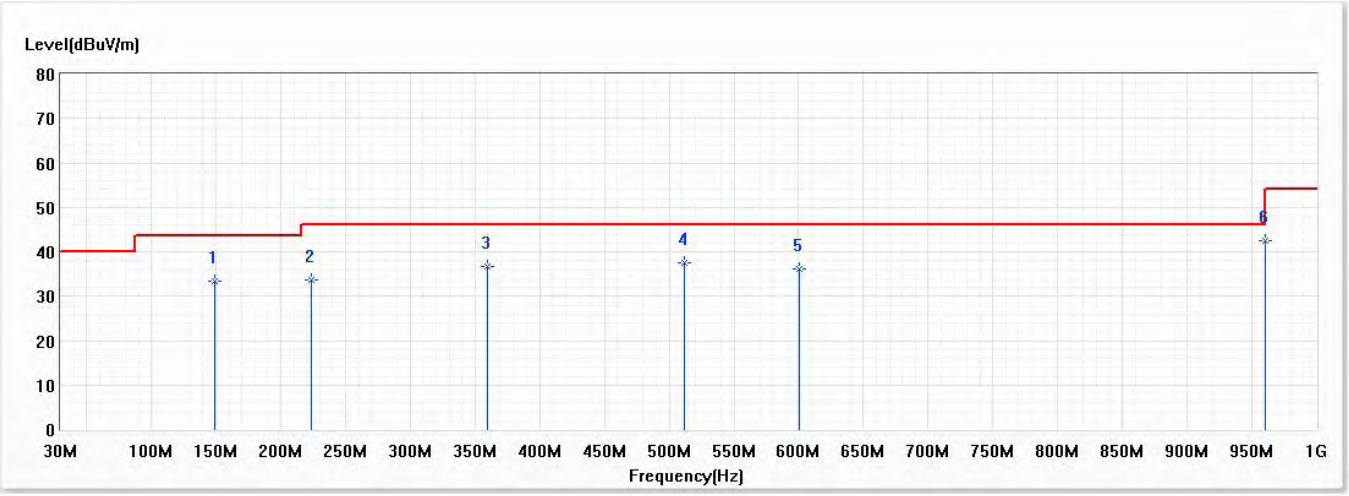

No	Frequency (MHz)	Emission Level (dBuV/m)	Limit (dBuV/m)	Margin (dB)	Reading Level (dBuV)	Correct Factor (dB)	Detector Type
1	148.825	33.36	43.50	-10.14	36.17	-2.81	QP
2	223.515	33.68	46.00	-12.32	36.53	-2.85	QP
3	359.800	36.63	46.00	-9.37	35.09	1.54	QP
4	512.090	37.62	46.00	-8.38	32.79	4.83	QP
5	600.360	36.25	46.00	-9.75	30.27	5.98	QP
* 6	959.990	42.37	46.00	-3.63	31.86	10.51	QP

Note:

1. All reading levels is Quasi-Peak value.
2. “ * ”, means this data is the worst value.
3. Emission Level = Reading Level + Correct Factor
4. The emission under 30MHz were not included is because their levels are lower than 20dB from limit.

Above 1GHz Spurious

Model No	APL54X	Site	CB2-H
Test Voltage	AC 120V/60Hz	Test Date	2021/3/2
Test Mode	Mode 2: Transmit CDD_PoE Mode	Engineer	Scott Chang
Polarity	Horizontal	Temperature (℃)	21.5
Test Condition	802.11b,Ant0+1,Ch 1,2.412G,BW20M	Humidity (%RH)	51.0

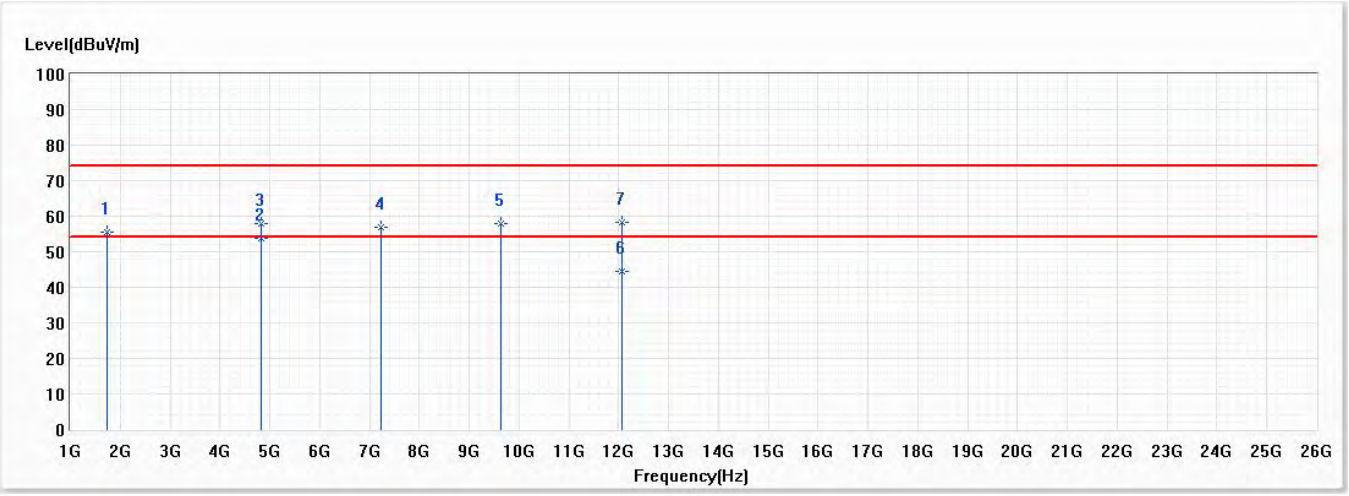

No	Frequency (MHz)	Emission Level (dBuV/m)	Limit (dBuV/m)	Margin (dB)	Reading Level (dBuV)	Correct Factor (dB)	Detector Type
1	1728.000	55.37	74.00	-18.63	78.69	-23.32	PK
* 2	4824.000	53.78	54.00	-0.22	65.76	-11.98	AV
3	4824.000	58.06	74.00	-15.94	70.04	-11.98	PK
4	7236.000	56.73	74.00	-17.27	61.33	-4.60	PK
5	9648.000	57.82	74.00	-16.18	59.13	-1.31	PK
6	12060.000	44.59	54.00	-9.41	41.84	2.75	AV
7	12060.000	58.33	74.00	-15.67	55.58	2.75	PK

Note:

1. All reading above 1GHz is performed with peak and/or average measurements as necessary.
2. “ * ”, means this data is the worst value.
3. Emission Level = Reading Level + Correct Factor.
4. The average measurement was not performed when the peak measured data under the limit of average detection.
5. The emission above 13GHz were not included is because their levels are lower than 20dB form limit.

Model No	APL54X	Site	CB2-H
Test Voltage	AC 120V/60Hz	Test Date	2021/3/3
Test Mode	Mode 2: Transmit CDD_PoE Mode	Engineer	Ling Chen
Polarity	Vertical	Temperature (℃)	21.5
Test Condition	802.11b,Ant0+1,Ch 1,2.412G,BW20M	Humidity (%RH)	51.0

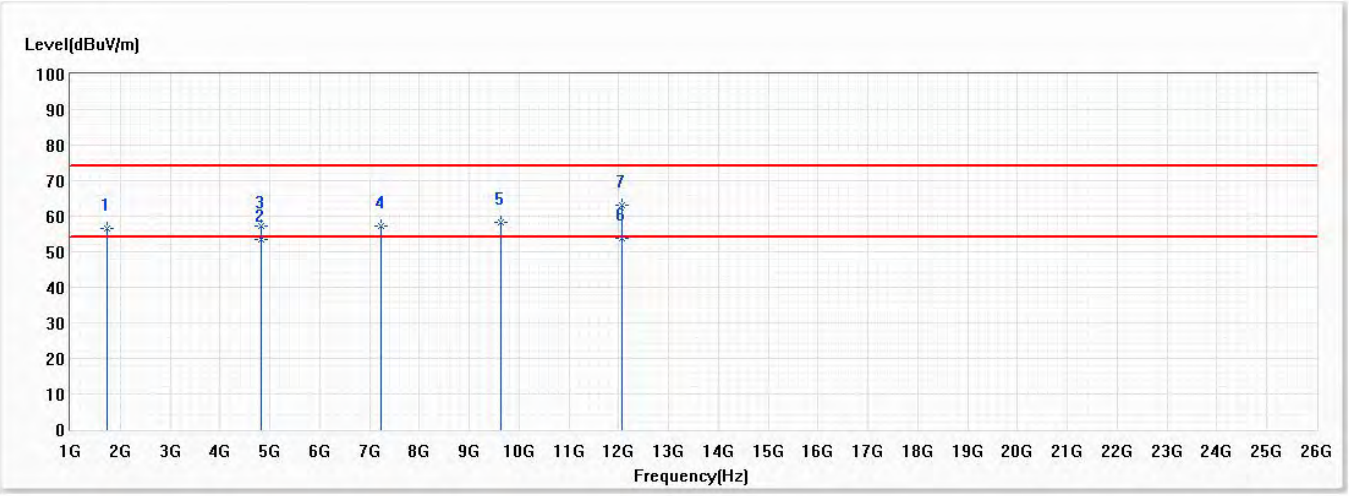

No	Frequency (MHz)	Emission Level (dBuV/m)	Limit (dBuV/m)	Margin (dB)	Reading Level (dBuV)	Correct Factor (dB)	Detector Type
1	1728.000	56.63	74.00	-17.37	79.95	-23.32	PK
2	4824.000	53.38	54.00	-0.62	65.36	-11.98	AV
3	4824.000	57.27	74.00	-16.73	69.25	-11.98	PK
4	7236.000	57.39	74.00	-16.61	61.99	-4.60	PK
5	9648.000	58.17	74.00	-15.83	59.48	-1.31	PK
* 6	12060.000	53.81	54.00	-0.19	51.06	2.75	AV
7	12060.000	62.98	74.00	-11.02	60.23	2.75	PK

Note:

1. All reading above 1GHz is performed with peak and/or average measurements as necessary.
2. “ * ”, means this data is the worst value.
3. Emission Level = Reading Level + Correct Factor.
4. The average measurement was not performed when the peak measured data under the limit of average detection.
5. The emission above 13GHz were not included is because their levels are lower than 20dB form limit.

Model No	APL54X	Site	CB2-H
Test Voltage	AC 120V/60Hz	Test Date	2021/3/3
Test Mode	Mode 2: Transmit CDD_PoE Mode	Engineer	Ling Chen
Polarity	Horizontal	Temperature (℃)	21.5
Test Condition	802.11b,Ant0+1,Ch 6,2.437G,BW20M	Humidity (%RH)	51.0

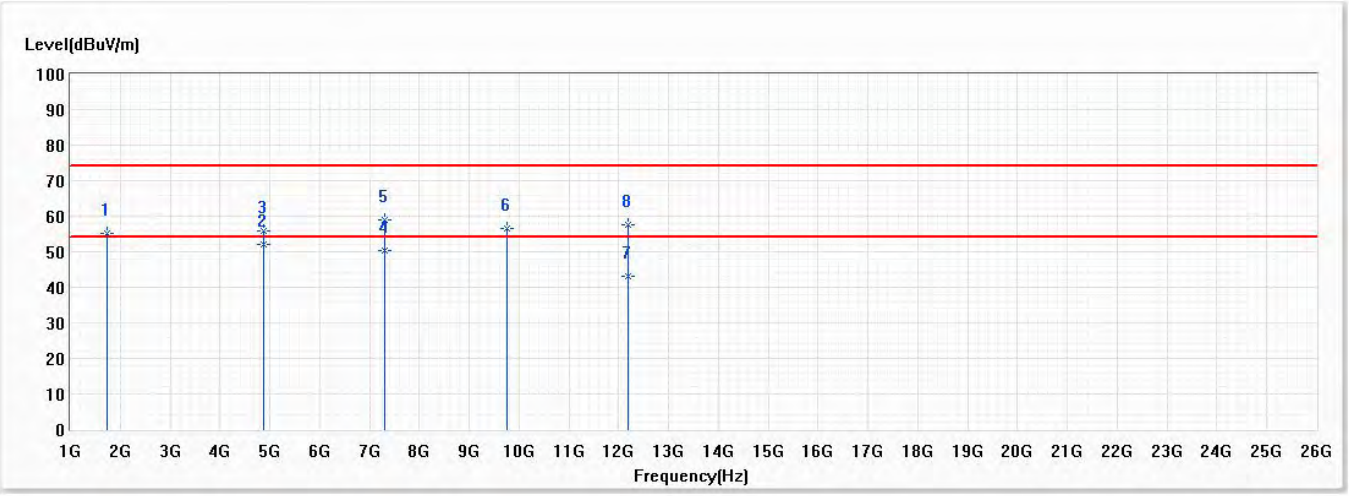

No	Frequency (MHz)	Emission Level (dBuV/m)	Limit (dBuV/m)	Margin (dB)	Reading Level (dBuV)	Correct Factor (dB)	Detector Type
1	1728.000	55.18	74.00	-18.82	78.50	-23.32	PK
* 2	4874.000	51.94	54.00	-2.06	63.78	-11.84	AV
3	4874.000	55.91	74.00	-18.09	67.75	-11.84	PK
4	7311.000	50.36	54.00	-3.64	54.74	-4.38	AV
5	7311.000	59.12	74.00	-14.88	63.50	-4.38	PK
6	9748.000	56.55	74.00	-17.45	57.82	-1.27	PK
7	12185.000	43.06	54.00	-10.94	40.46	2.60	AV
8	12185.000	57.71	74.00	-16.29	55.11	2.60	PK

Note:

1. All reading above 1GHz is performed with peak and/or average measurements as necessary.
2. “ * ”, means this data is the worst value.
3. Emission Level = Reading Level + Correct Factor.
4. The average measurement was not performed when the peak measured data under the limit of average detection.
5. The emission above 13GHz were not included is because their levels are lower than 20dB form limit.

Model No	APL54X	Site	CB2-H
Test Voltage	AC 120V/60Hz	Test Date	2021/3/3
Test Mode	Mode 2: Transmit CDD_PoE Mode	Engineer	Ling Chen
Polarity	Vertical	Temperature (℃)	21.5
Test Condition	802.11b,Ant0+1,Ch 6,2.437G,BW20M	Humidity (%RH)	51.0

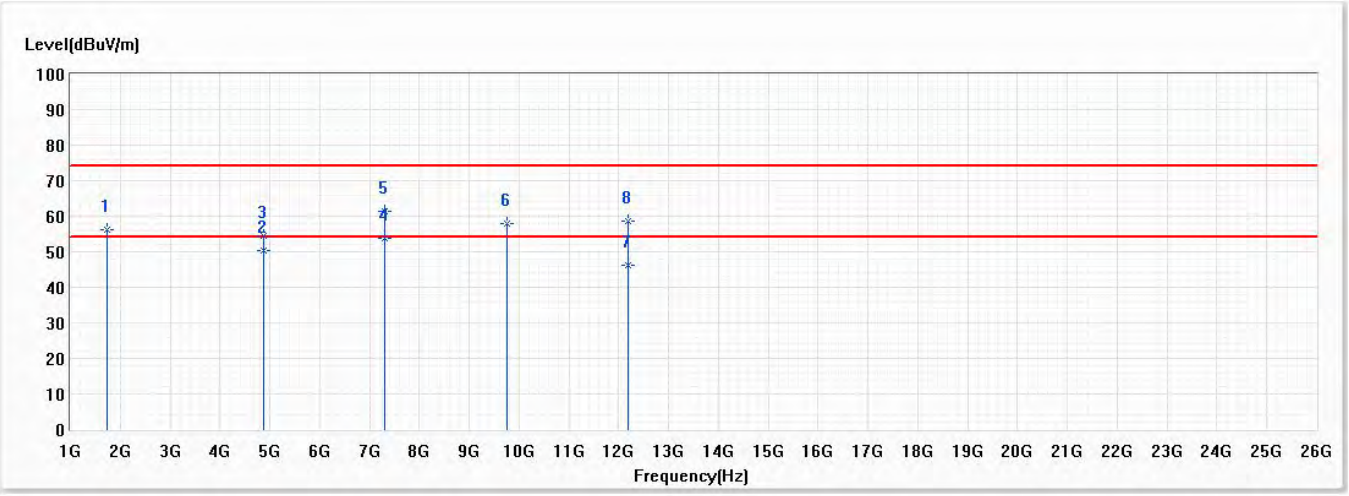

No	Frequency (MHz)	Emission Level (dBuV/m)	Limit (dBuV/m)	Margin (dB)	Reading Level (dBuV)	Correct Factor (dB)	Detector Type
1	1728.000	56.28	74.00	-17.72	79.60	-23.32	PK
2	4874.000	50.26	54.00	-3.74	62.10	-11.84	AV
3	4874.000	54.36	74.00	-19.64	66.20	-11.84	PK
* 4	7311.000	53.65	54.00	-0.35	58.03	-4.38	AV
5	7311.000	61.38	74.00	-12.62	65.76	-4.38	PK
6	9748.000	58.01	74.00	-15.99	59.28	-1.27	PK
7	12185.000	46.26	54.00	-7.74	43.66	2.60	AV
8	12185.000	58.58	74.00	-15.42	55.98	2.60	PK

Note:

1. All reading above 1GHz is performed with peak and/or average measurements as necessary.
2. “ * ”, means this data is the worst value.
3. Emission Level = Reading Level + Correct Factor.
4. The average measurement was not performed when the peak measured data under the limit of average detection.
5. The emission above 13GHz were not included is because their levels are lower than 20dB form limit.

Model No	APL54X	Site	CB2-H
Test Voltage	AC 120V/60Hz	Test Date	2021/3/3
Test Mode	Mode 2: Transmit CDD_PoE Mode	Engineer	Ling Chen
Polarity	Horizontal	Temperature (℃)	21.5
Test Condition	802.11b,Ant0+1,Ch 11,2.462G,BW20M	Humidity (%RH)	51.0

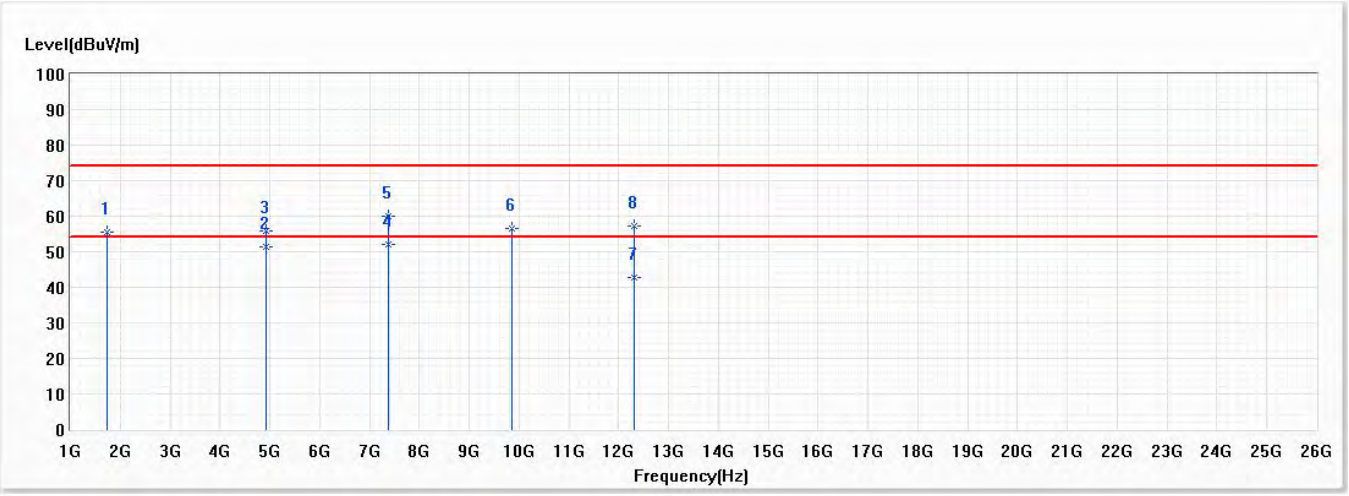

No	Frequency (MHz)	Emission Level (dBuV/m)	Limit (dBuV/m)	Margin (dB)	Reading Level (dBuV)	Correct Factor (dB)	Detector Type
1	1728.000	55.62	74.00	-18.38	78.94	-23.32	PK
2	4924.000	51.45	54.00	-2.55	63.15	-11.70	AV
3	4924.000	55.73	74.00	-18.27	67.43	-11.70	PK
* 4	7386.000	52.12	54.00	-1.88	56.29	-4.17	AV
5	7386.000	60.03	74.00	-13.97	64.20	-4.17	PK
6	9848.000	56.53	74.00	-17.47	57.75	-1.22	PK
7	12310.000	42.79	54.00	-11.21	40.33	2.46	AV
8	12310.000	57.31	74.00	-16.69	54.85	2.46	PK

Note:

1. All reading above 1GHz is performed with peak and/or average measurements as necessary.
2. “ * ”, means this data is the worst value.
3. Emission Level = Reading Level + Correct Factor.
4. The average measurement was not performed when the peak measured data under the limit of average detection.
5. The emission above 13GHz were not included is because their levels are lower than 20dB form limit.

Model No	APL54X	Site	CB2-H
Test Voltage	AC 120V/60Hz	Test Date	2021/3/3
Test Mode	Mode 2: Transmit CDD_PoE Mode	Engineer	Ling Chen
Polarity	Vertical	Temperature (℃)	21.5
Test Condition	802.11b,Ant0+1,Ch 11,2.462G,BW20M	Humidity (%RH)	51.0

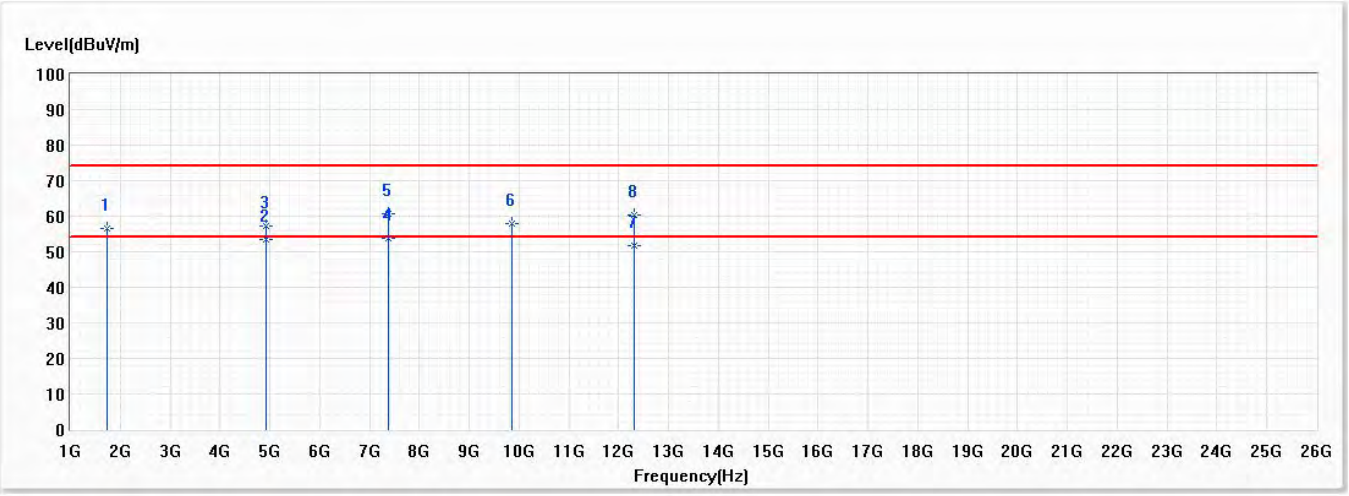

No	Frequency (MHz)	Emission Level (dBuV/m)	Limit (dBuV/m)	Margin (dB)	Reading Level (dBuV)	Correct Factor (dB)	Detector Type
1	1728.000	56.39	74.00	-17.61	79.71	-23.32	PK
2	4924.000	53.38	54.00	-0.62	65.08	-11.70	AV
3	4924.000	57.31	74.00	-16.69	69.01	-11.70	PK
* 4	7386.000	53.67	54.00	-0.33	57.84	-4.17	AV
5	7386.000	60.85	74.00	-13.15	65.02	-4.17	PK
6	9848.000	57.89	74.00	-16.11	59.11	-1.22	PK
7	12310.000	51.61	54.00	-2.39	49.15	2.46	AV
8	12310.000	60.35	74.00	-13.65	57.89	2.46	PK

Note:

1. All reading above 1GHz is performed with peak and/or average measurements as necessary.
2. “ * ”, means this data is the worst value.
3. Emission Level = Reading Level + Correct Factor.
4. The average measurement was not performed when the peak measured data under the limit of average detection.
5. The emission above 13GHz were not included is because their levels are lower than 20dB form limit.

Model No	APL54X	Site	CB2-H
Test Voltage	AC 120V/60Hz	Test Date	2021/3/12
Test Mode	Mode 2: Transmit CDD_PoE Mode	Engineer	Ling Chen
Polarity	Horizontal	Temperature (℃)	21.5
Test Condition	802.11g,Ant0+1,Ch 1,2.412G,BW20M	Humidity (%RH)	51.0

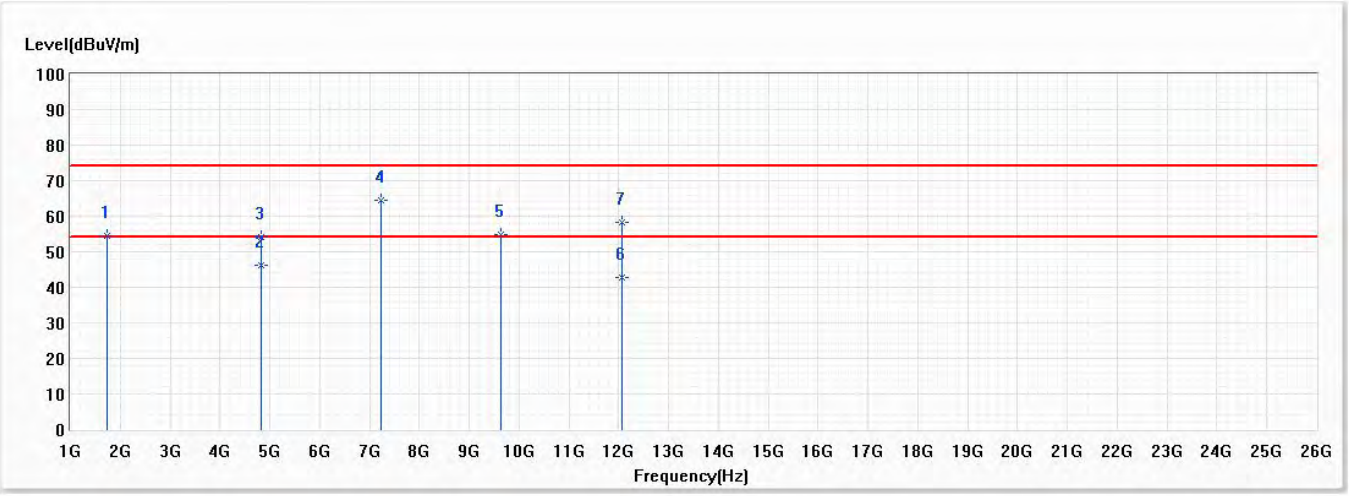

No	Frequency (MHz)	Emission Level (dBuV/m)	Limit (dBuV/m)	Margin (dB)	Reading Level (dBuV)	Correct Factor (dB)	Detector Type
1	1728.000	54.33	74.00	-19.67	77.65	-23.32	PK
* 2	4824.000	46.15	54.00	-7.85	58.13	-11.98	AV
3	4824.000	54.26	74.00	-19.74	66.24	-11.98	PK
4	7236.000	64.43	74.00	-9.57	69.03	-4.60	PK
5	9648.000	54.95	74.00	-19.05	56.26	-1.31	PK
6	12060.000	42.86	54.00	-11.14	40.11	2.75	AV
7	12060.000	58.28	74.00	-15.72	55.53	2.75	PK

Note:

1. All reading above 1GHz is performed with peak and/or average measurements as necessary.
2. “ * ”, means this data is the worst value.
3. Emission Level = Reading Level + Correct Factor.
4. The average measurement was not performed when the peak measured data under the limit of average detection.
5. The emission above 13GHz were not included is because their levels are lower than 20dB form limit.

Model No	APL54X	Site	CB2-H
Test Voltage	AC 120V/60Hz	Test Date	2021/3/12
Test Mode	Mode 2: Transmit CDD_PoE Mode	Engineer	Ling Chen
Polarity	Vertical	Temperature (℃)	21.5
Test Condition	802.11g,Ant0+1,Ch 1,2.412G,BW20M	Humidity (%RH)	51.0

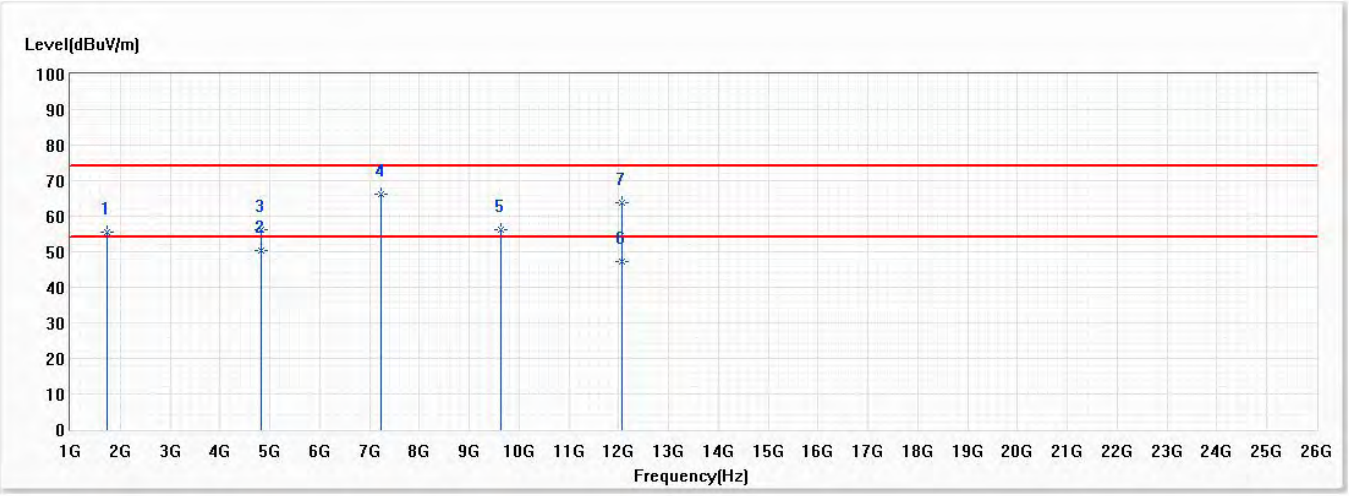

No	Frequency (MHz)	Emission Level (dBuV/m)	Limit (dBuV/m)	Margin (dB)	Reading Level (dBuV)	Correct Factor (dB)	Detector Type
1	1728.000	55.49	74.00	-18.51	78.81	-23.32	PK
* 2	4824.000	50.38	54.00	-3.62	62.36	-11.98	AV
3	4824.000	56.21	74.00	-17.79	68.19	-11.98	PK
4	7236.000	66.16	74.00	-7.84	70.76	-4.60	PK
5	9648.000	56.13	74.00	-17.87	57.44	-1.31	PK
6	12060.000	47.07	54.00	-6.93	44.32	2.75	AV
7	12060.000	63.79	74.00	-10.21	61.04	2.75	PK

Note:

1. All reading above 1GHz is performed with peak and/or average measurements as necessary.
2. “ * ”, means this data is the worst value.
3. Emission Level = Reading Level + Correct Factor.
4. The average measurement was not performed when the peak measured data under the limit of average detection.
5. The emission above 13GHz were not included is because their levels are lower than 20dB form limit.

Model No	APL54X	Site	CB2-H
Test Voltage	AC 120V/60Hz	Test Date	2021/3/12
Test Mode	Mode 2: Transmit CDD_PoE Mode	Engineer	Ling Chen
Polarity	Horizontal	Temperature (℃)	21.5
Test Condition	802.11g,Ant0+1,Ch 6,2.437G,BW20M	Humidity (%RH)	51.0

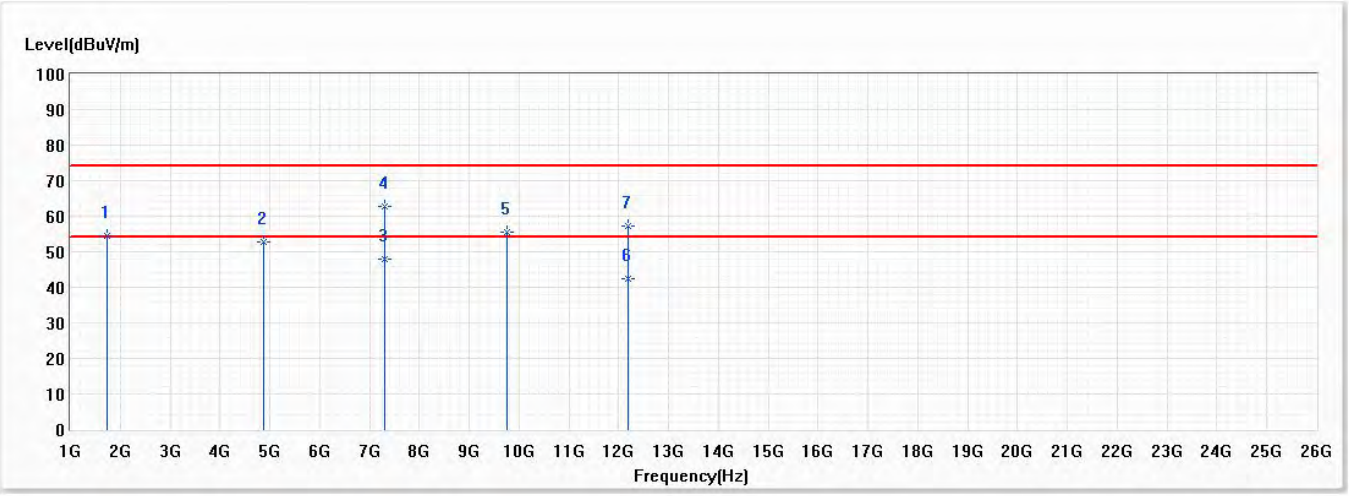

No	Frequency (MHz)	Emission Level (dBuV/m)	Limit (dBuV/m)	Margin (dB)	Reading Level (dBuV)	Correct Factor (dB)	Detector Type
1	1728.000	54.63	74.00	-19.37	77.95	-23.32	PK
2	4874.000	52.64	74.00	-21.36	64.48	-11.84	PK
* 3	7311.000	48.07	54.00	-5.93	52.45	-4.38	AV
4	7311.000	62.76	74.00	-11.24	67.14	-4.38	PK
5	9748.000	55.64	74.00	-18.36	56.91	-1.27	PK
6	12185.000	42.35	54.00	-11.65	39.75	2.60	AV
7	12185.000	57.14	74.00	-16.86	54.54	2.60	PK

Note:

1. All reading above 1GHz is performed with peak and/or average measurements as necessary.
2. “ * ”, means this data is the worst value.
3. Emission Level = Reading Level + Correct Factor.
4. The average measurement was not performed when the peak measured data under the limit of average detection.
5. The emission above 13GHz were not included is because their levels are lower than 20dB form limit.

Model No	APL54X	Site	CB2-H
Test Voltage	AC 120V/60Hz	Test Date	2021/3/12
Test Mode	Mode 2: Transmit CDD_PoE Mode	Engineer	Ling Chen
Polarity	Vertical	Temperature (℃)	21.5
Test Condition	802.11g,Ant0+1,Ch 6,2.437G,BW20M	Humidity (%RH)	51.0

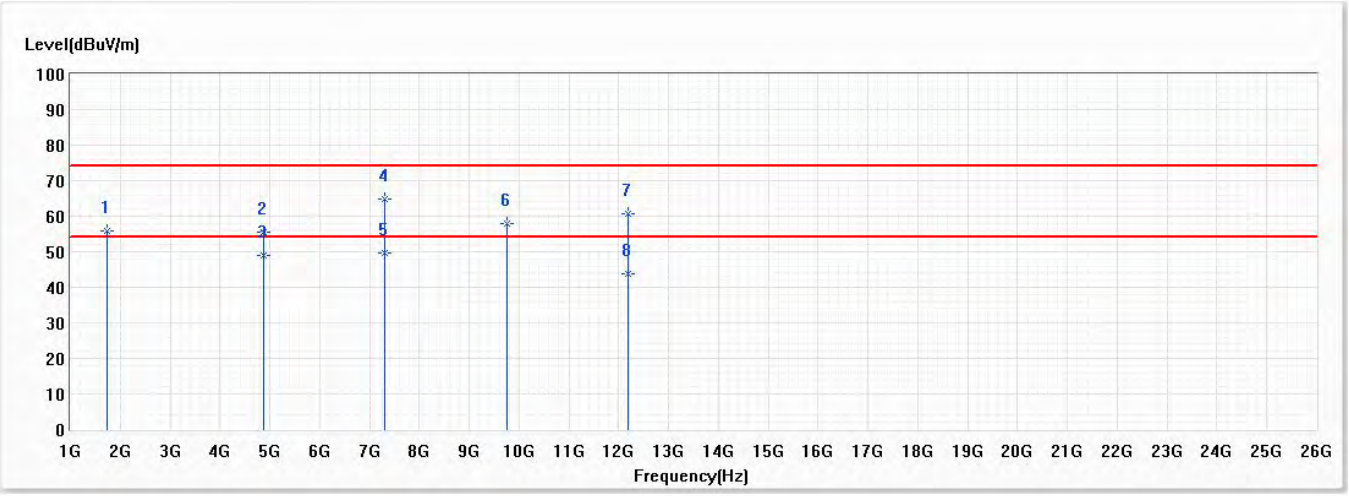

No	Frequency (MHz)	Emission Level (dBuV/m)	Limit (dBuV/m)	Margin (dB)	Reading Level (dBuV)	Correct Factor (dB)	Detector Type
1	1728.000	55.82	74.00	-18.18	79.14	-23.32	PK
2	4874.000	55.41	74.00	-18.59	67.25	-11.84	PK
3	4874.000	48.81	54.00	-5.19	60.65	-11.84	AV
4	7311.000	64.91	74.00	-9.09	69.29	-4.38	PK
* 5	7311.000	49.52	54.00	-4.48	53.90	-4.38	AV
6	9748.000	57.94	74.00	-16.06	59.21	-1.27	PK
7	12185.000	60.74	74.00	-13.26	58.14	2.60	PK
8	12185.000	43.87	54.00	-10.13	41.27	2.60	AV

Note:

1. All reading above 1GHz is performed with peak and/or average measurements as necessary.
2. “ * ”, means this data is the worst value.
3. Emission Level = Reading Level + Correct Factor.
4. The average measurement was not performed when the peak measured data under the limit of average detection.
5. The emission above 13GHz were not included is because their levels are lower than 20dB form limit.

Model No	APL54X	Site	CB2-H
Test Voltage	AC 120V/60Hz	Test Date	2021/3/12
Test Mode	Mode 2: Transmit CDD_PoE Mode	Engineer	Ling Chen
Polarity	Horizontal	Temperature (℃)	21.5
Test Condition	802.11g,Ant0+1,Ch 11,2.462G,BW20M	Humidity (%RH)	51.0

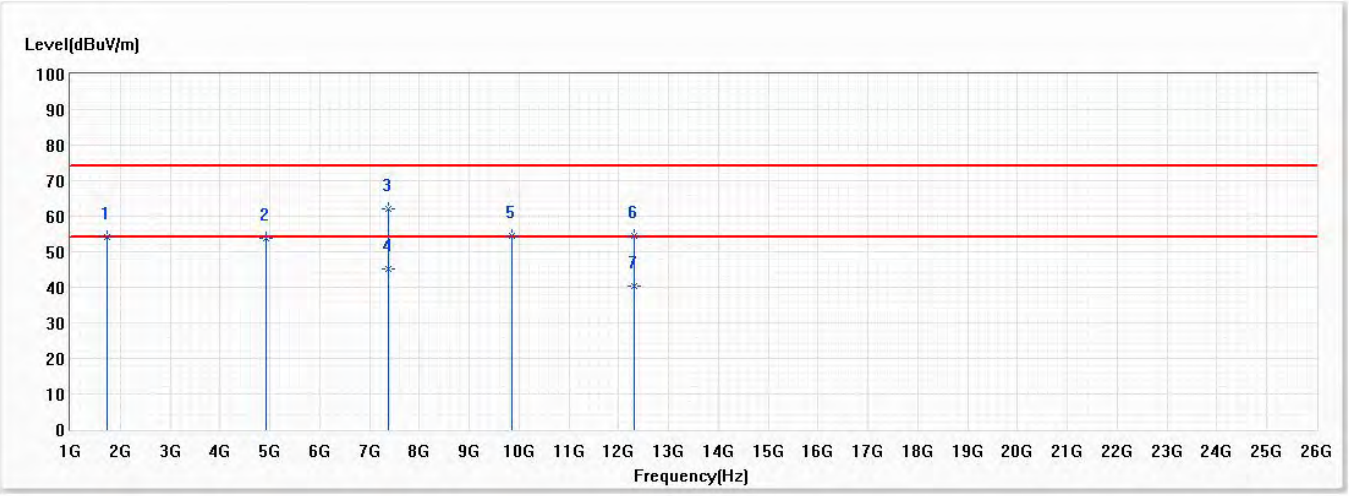

No	Frequency (MHz)	Emission Level (dBuV/m)	Limit (dBuV/m)	Margin (dB)	Reading Level (dBuV)	Correct Factor (dB)	Detector Type
1	1728.000	54.26	74.00	-19.74	77.58	-23.32	PK
2	4924.000	53.82	74.00	-20.18	65.52	-11.70	PK
3	7385.000	62.19	74.00	-11.81	66.36	-4.17	PK
* 4	7385.000	45.18	54.00	-8.82	49.35	-4.17	AV
5	9848.000	54.38	74.00	-19.62	55.60	-1.22	PK
6	12310.000	54.51	74.00	-19.49	52.05	2.46	PK
7	12310.000	40.33	54.00	-13.67	37.87	2.46	AV

Note:

1. All reading above 1GHz is performed with peak and/or average measurements as necessary.
2. “ * ”, means this data is the worst value.
3. Emission Level = Reading Level + Correct Factor.
4. The average measurement was not performed when the peak measured data under the limit of average detection.
5. The emission above 13GHz were not included is because their levels are lower than 20dB form limit.

Model No	APL54X	Site	CB2-H
Test Voltage	AC 120V/60Hz	Test Date	2021/3/12
Test Mode	Mode 2: Transmit CDD_PoE Mode	Engineer	Ling Chen
Polarity	Vertical	Temperature (℃)	21.5
Test Condition	802.11g,Ant0+1,Ch 11,2.462G,BW20M	Humidity (%RH)	51.0

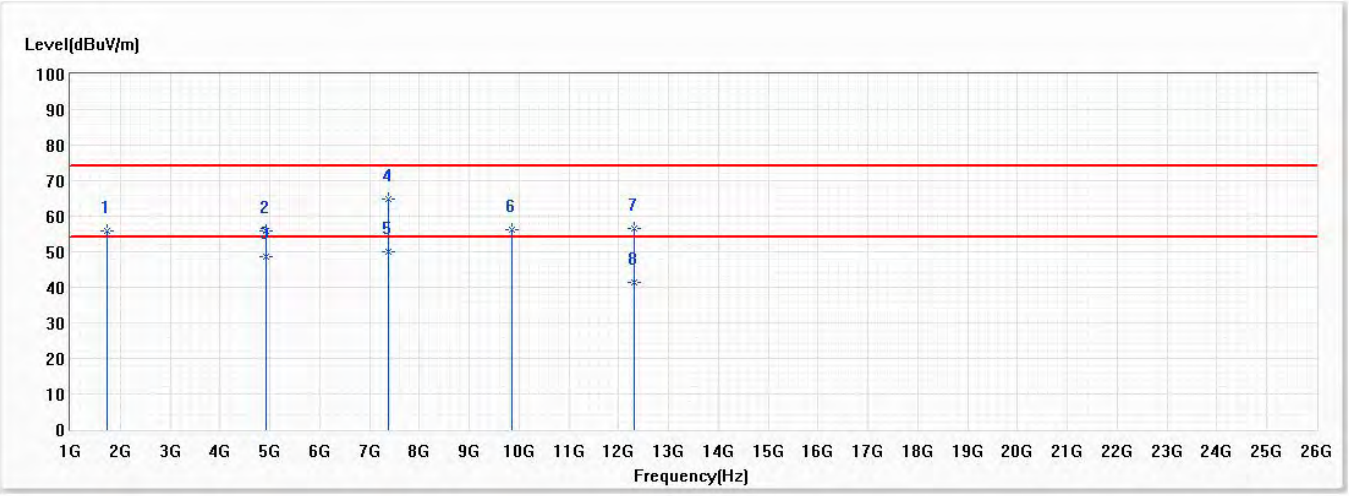

No	Frequency (MHz)	Emission Level (dBuV/m)	Limit (dBuV/m)	Margin (dB)	Reading Level (dBuV)	Correct Factor (dB)	Detector Type
1	1728.000	55.79	74.00	-18.21	79.11	-23.32	PK
2	4924.000	55.71	74.00	-18.29	67.41	-11.70	PK
3	4924.000	48.51	54.00	-5.49	60.21	-11.70	AV
4	7385.000	64.74	74.00	-9.26	68.91	-4.17	PK
* 5	7385.000	49.85	54.00	-4.15	54.02	-4.17	AV
6	9848.000	56.18	74.00	-17.82	57.40	-1.22	PK
7	12310.000	56.67	74.00	-17.33	54.21	2.46	PK
8	12310.000	41.53	54.00	-12.47	39.07	2.46	AV

Note:

1. All reading above 1GHz is performed with peak and/or average measurements as necessary.
2. “ * ”, means this data is the worst value.
3. Emission Level = Reading Level + Correct Factor.
4. The average measurement was not performed when the peak measured data under the limit of average detection.
5. The emission above 13GHz were not included is because their levels are lower than 20dB form limit.

Model No	APL54X	Site	CB2-H
Test Voltage	AC 120V/60Hz	Test Date	2021/3/12
Test Mode	Mode 3: Transmit RU Full_PoE Mode	Engineer	Ling Chen
Polarity	Horizontal	Temperature (℃)	21.5
Test Condition	802.11ax,Ant0+1,Ch 0,2.412G,BW20M	Humidity (%RH)	51.0

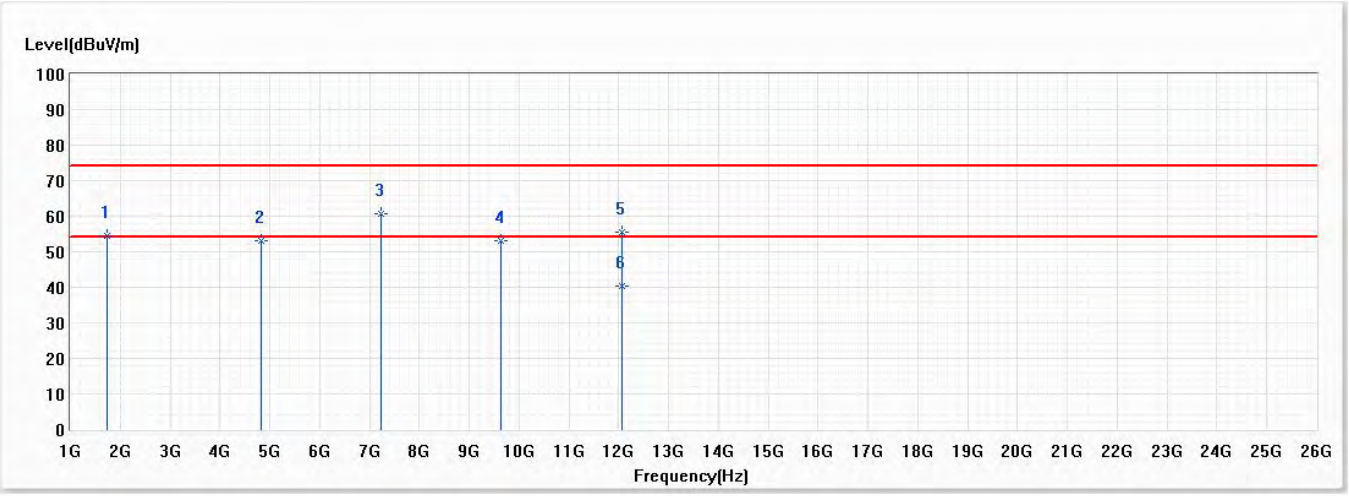

No	Frequency (MHz)	Emission Level (dBuV/m)	Limit (dBuV/m)	Margin (dB)	Reading Level (dBuV)	Correct Factor (dB)	Detector Type
1	1728.000	54.62	74.00	-19.38	77.94	-23.32	PK
2	4824.000	53.24	74.00	-20.76	65.22	-11.98	PK
* 3	7236.000	60.54	74.00	-13.46	65.14	-4.60	PK
4	9648.000	53.17	74.00	-20.83	54.48	-1.31	PK
5	12060.000	55.58	74.00	-18.42	52.83	2.75	PK
6	12060.000	40.25	54.00	-13.75	37.50	2.75	AV

Note:

1. All reading above 1GHz is performed with peak and/or average measurements as necessary.
2. “ * ”, means this data is the worst value.
3. Emission Level = Reading Level + Correct Factor.
4. The average measurement was not performed when the peak measured data under the limit of average detection.
5. The emission above 13GHz were not included is because their levels are lower than 20dB form limit.

Model No	APL54X	Site	CB2-H
Test Voltage	AC 120V/60Hz	Test Date	2021/3/12
Test Mode	Mode 3: Transmit RU Full_PoE Mode	Engineer	Ling Chen
Polarity	Vertical	Temperature (℃)	21.5
Test Condition	802.11ax,Ant0+1,Ch 0,2.412G,BW20M	Humidity (%RH)	51.0

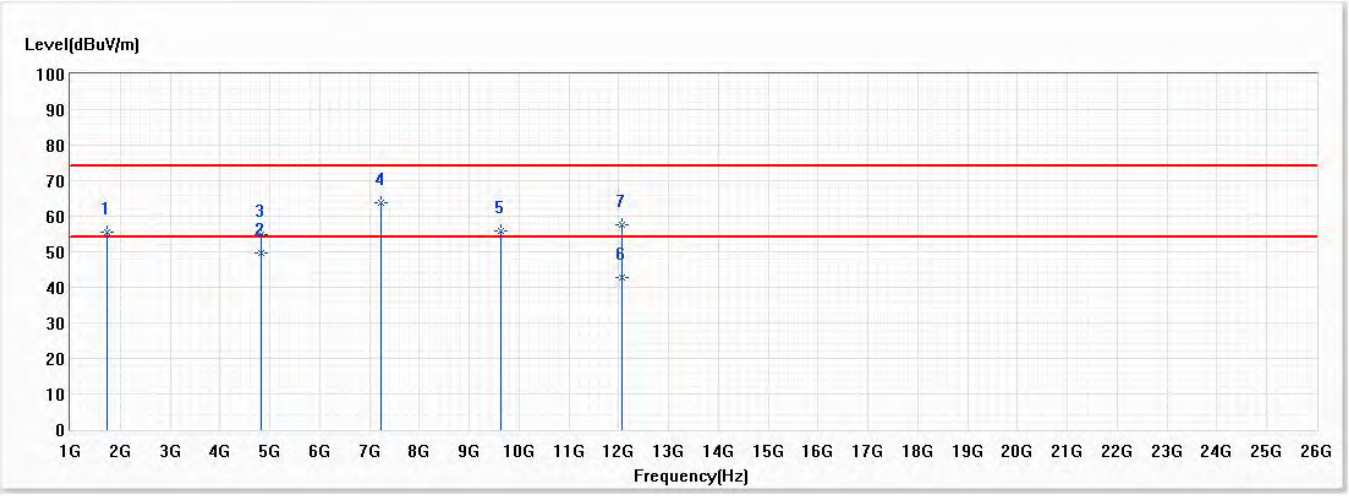

No	Frequency (MHz)	Emission Level (dBuV/m)	Limit (dBuV/m)	Margin (dB)	Reading Level (dBuV)	Correct Factor (dB)	Detector Type
1	1728.000	55.39	74.00	-18.61	78.71	-23.32	PK
* 2	4824.000	49.61	54.00	-4.39	61.59	-11.98	AV
3	4824.000	54.99	74.00	-19.01	66.97	-11.98	PK
4	7236.000	63.63	74.00	-10.37	68.23	-4.60	PK
5	9648.000	55.69	74.00	-18.31	57.00	-1.31	PK
6	12060.000	42.77	54.00	-11.23	40.02	2.75	AV
7	12060.000	57.45	74.00	-16.55	54.70	2.75	PK

Note:

1. All reading above 1GHz is performed with peak and/or average measurements as necessary.
2. “ * ”, means this data is the worst value.
3. Emission Level = Reading Level + Correct Factor.
4. The average measurement was not performed when the peak measured data under the limit of average detection.
5. The emission above 13GHz were not included is because their levels are lower than 20dB form limit.

Model No	APL54X	Site	CB2-H
Test Voltage	AC 120V/60Hz	Test Date	2021/3/15
Test Mode	Mode 3: Transmit RU Full_PoE Mode	Engineer	Ling Chen
Polarity	Horizontal	Temperature (℃)	21.5
Test Condition	802.11ax,Ant0+1,Ch 6,2.437G,BW20M	Humidity (%RH)	51.0

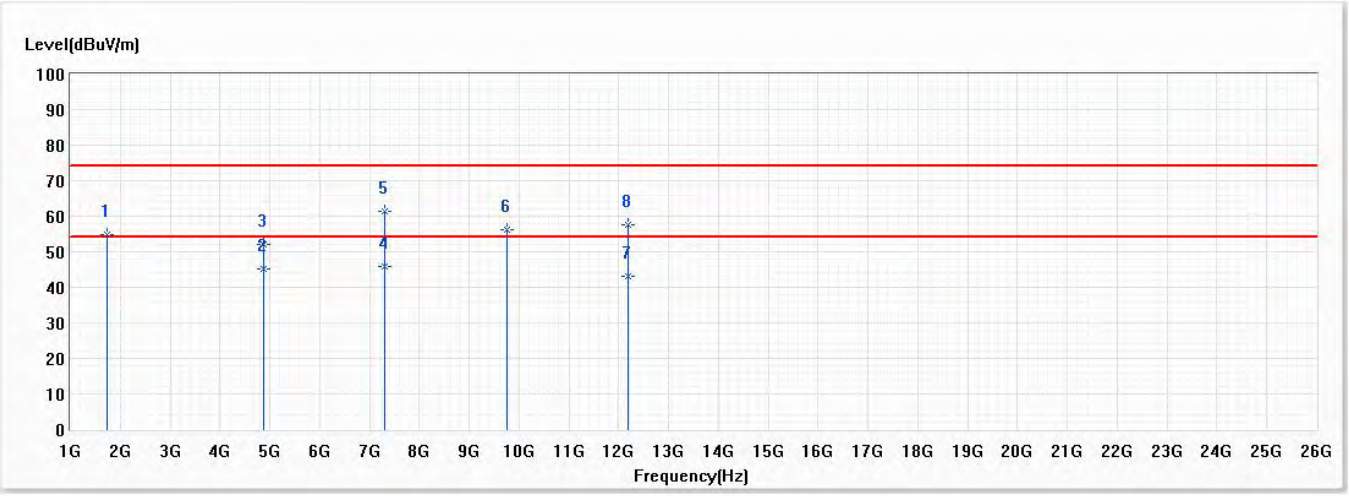

No	Frequency (MHz)	Emission Level (dBuV/m)	Limit (dBuV/m)	Margin (dB)	Reading Level (dBuV)	Correct Factor (dB)	Detector Type
1	1728.000	54.68	74.00	-19.32	78.00	-23.32	PK
2	4874.000	45.25	54.00	-8.75	57.09	-11.84	AV
3	4874.000	51.97	74.00	-22.03	63.81	-11.84	PK
* 4	7311.000	45.91	54.00	-8.09	50.29	-4.38	AV
5	7311.000	61.44	74.00	-12.56	65.82	-4.38	PK
6	9748.000	56.04	74.00	-17.96	57.31	-1.27	PK
7	12185.000	43.02	54.00	-10.98	40.42	2.60	AV
8	12185.000	57.42	74.00	-16.58	54.82	2.60	PK

Note:

1. All reading above 1GHz is performed with peak and/or average measurements as necessary.
2. “ * ”, means this data is the worst value.
3. Emission Level = Reading Level + Correct Factor.
4. The average measurement was not performed when the peak measured data under the limit of average detection.
5. The emission above 13GHz were not included is because their levels are lower than 20dB form limit.

Model No	APL54X	Site	CB2-H
Test Voltage	AC 120V/60Hz	Test Date	2021/3/15
Test Mode	Mode 3: Transmit RU Full_PoE Mode	Engineer	Ling Chen
Polarity	Vertical	Temperature (℃)	21.5
Test Condition	802.11ax,Ant0+1,Ch 6,2.437G,BW20M	Humidity (%RH)	51.0

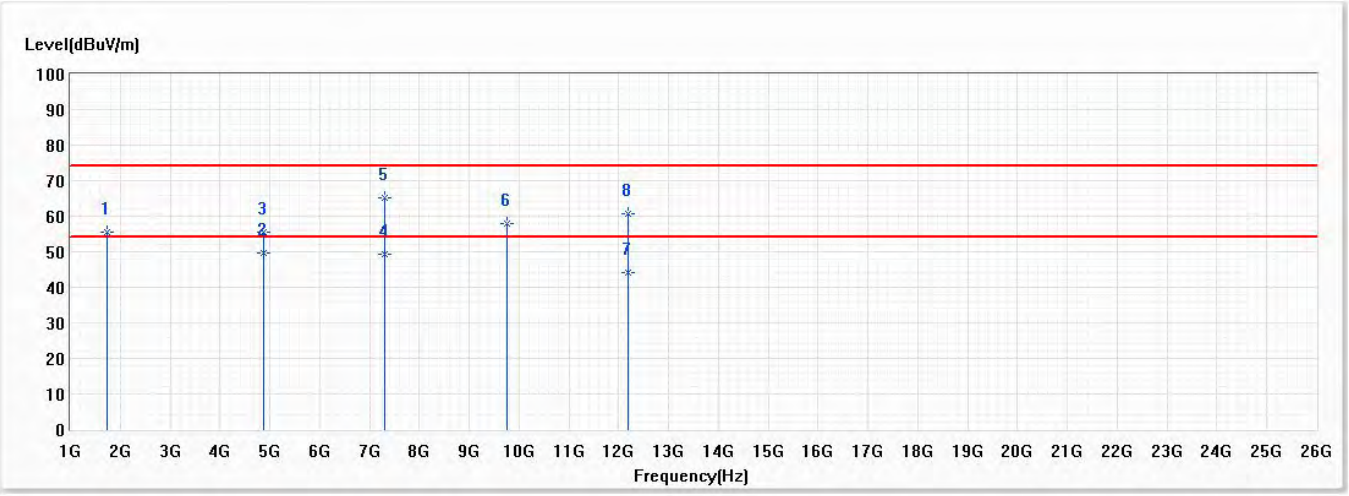

No	Frequency (MHz)	Emission Level (dBuV/m)	Limit (dBuV/m)	Margin (dB)	Reading Level (dBuV)	Correct Factor (dB)	Detector Type
1	1728.000	55.47	74.00	-18.53	78.79	-23.32	PK
* 2	4874.000	49.81	54.00	-4.19	61.65	-11.84	AV
3	4874.000	55.58	74.00	-18.42	67.42	-11.84	PK
4	7311.000	49.18	54.00	-4.82	53.56	-4.38	AV
5	7311.000	65.02	74.00	-8.98	69.40	-4.38	PK
6	9748.000	57.91	74.00	-16.09	59.18	-1.27	PK
7	12185.000	44.28	54.00	-9.72	41.68	2.60	AV
8	12185.000	60.62	74.00	-13.38	58.02	2.60	PK

Note:

1. All reading above 1GHz is performed with peak and/or average measurements as necessary.
2. “ * ”, means this data is the worst value.
3. Emission Level = Reading Level + Correct Factor.
4. The average measurement was not performed when the peak measured data under the limit of average detection.
5. The emission above 13GHz were not included is because their levels are lower than 20dB form limit.

Model No	APL54X	Site	CB2-H
Test Voltage	AC 120V/60Hz	Test Date	2021/3/15
Test Mode	Mode 3: Transmit RU Full_PoE Mode	Engineer	Ling Chen
Polarity	Horizontal	Temperature (℃)	21.5
Test Condition	802.11ax,Ant0+1,Ch 11,2.462G,BW20M	Humidity (%RH)	51.0

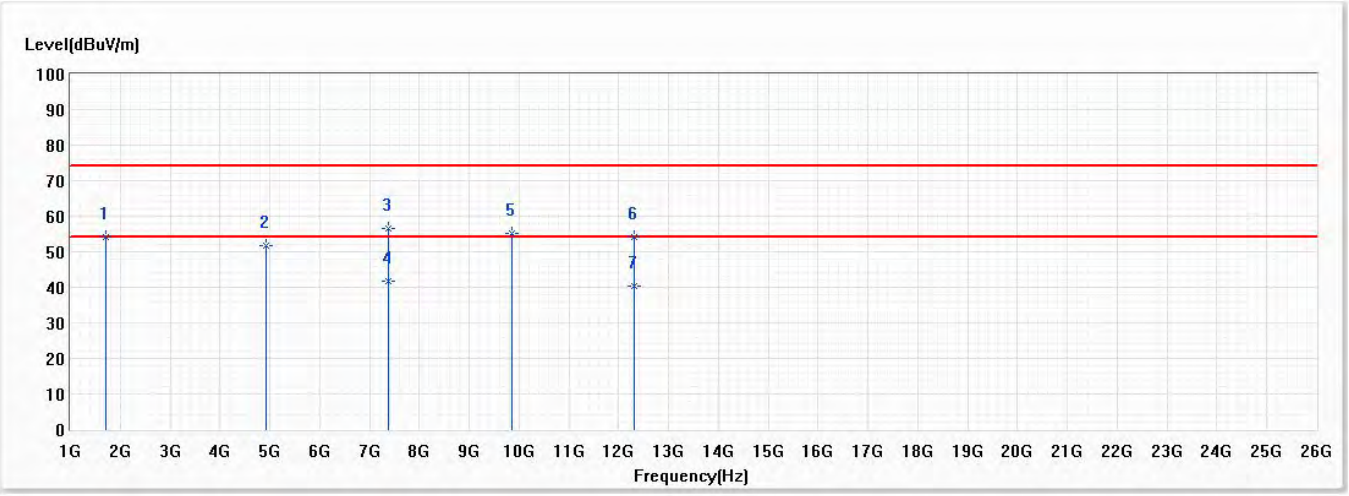

No	Frequency (MHz)	Emission Level (dBuV/m)	Limit (dBuV/m)	Margin (dB)	Reading Level (dBuV)	Correct Factor (dB)	Detector Type
1	1718.000	54.18	74.00	-19.82	77.55	-23.37	PK
2	4924.000	51.62	74.00	-22.38	63.32	-11.70	PK
3	7386.000	56.58	74.00	-17.42	60.75	-4.17	PK
* 4	7386.000	41.86	54.00	-12.14	46.03	-4.17	AV
5	9848.000	55.33	74.00	-18.67	56.55	-1.22	PK
6	12310.000	54.26	74.00	-19.74	51.80	2.46	PK
7	12310.000	40.51	54.00	-13.49	38.05	2.46	AV

Note:

1. All reading above 1GHz is performed with peak and/or average measurements as necessary.
2. “ * ”, means this data is the worst value.
3. Emission Level = Reading Level + Correct Factor.
4. The average measurement was not performed when the peak measured data under the limit of average detection.
5. The emission above 13GHz were not included is because their levels are lower than 20dB form limit.

Model No	APL54X	Site	CB2-H
Test Voltage	AC 120V/60Hz	Test Date	2021/3/15
Test Mode	Mode 3: Transmit RU Full_PoE Mode	Engineer	Ling Chen
Polarity	Vertical	Temperature (℃)	21.5
Test Condition	802.11ax,Ant0+1,Ch 11,2.462G,BW20M	Humidity (%RH)	51.0

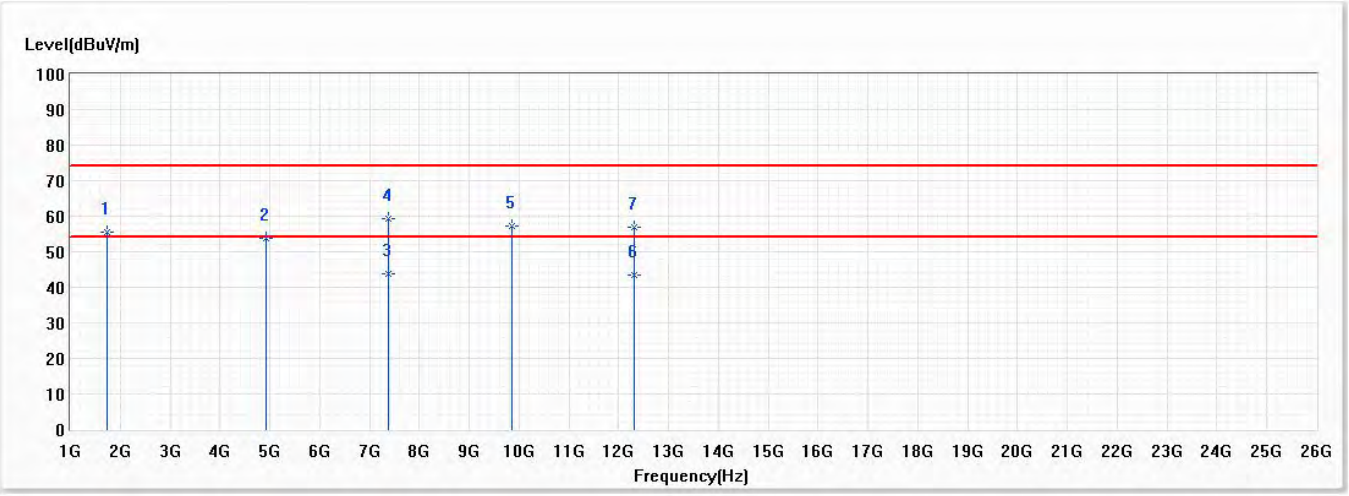

No	Frequency (MHz)	Emission Level (dBuV/m)	Limit (dBuV/m)	Margin (dB)	Reading Level (dBuV)	Correct Factor (dB)	Detector Type
1	1728.000	55.47	74.00	-18.53	78.79	-23.32	PK
2	4924.000	53.77	74.00	-20.23	65.47	-11.70	PK
* 3	7386.000	43.89	54.00	-10.11	48.06	-4.17	AV
4	7386.000	59.41	74.00	-14.59	63.58	-4.17	PK
5	9848.000	57.14	74.00	-16.86	58.36	-1.22	PK
6	12310.000	43.32	54.00	-10.68	40.86	2.46	AV
7	12310.000	56.88	74.00	-17.12	54.42	2.46	PK

Note:

1. All reading above 1GHz is performed with peak and/or average measurements as necessary.
2. “ * ”, means this data is the worst value.
3. Emission Level = Reading Level + Correct Factor.
4. The average measurement was not performed when the peak measured data under the limit of average detection.
5. The emission above 13GHz were not included is because their levels are lower than 20dB form limit.

Model No	APL54X	Site	CB2-H
Test Voltage	AC 120V/60Hz	Test Date	2021/3/15
Test Mode	Mode 3: Transmit RU Full_PoE Mode	Engineer	Ling Chen
Polarity	Horizontal	Temperature (℃)	21.5
Test Condition	802.11ax,Ant0+1,Ch 3,2.422G,BW40M	Humidity (%RH)	51.0

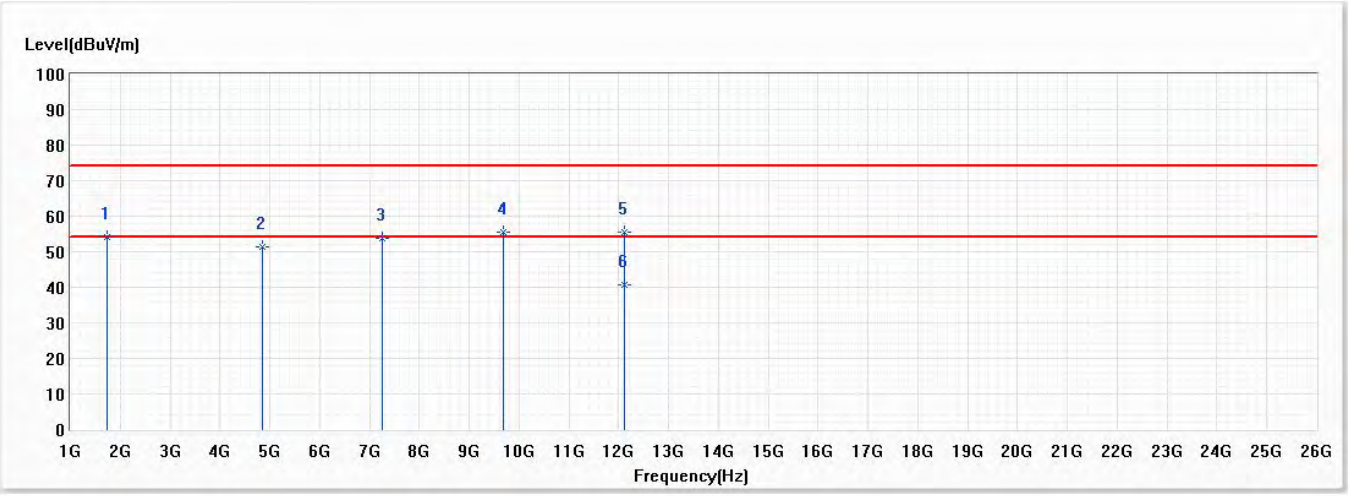

No	Frequency (MHz)	Emission Level (dBuV/m)	Limit (dBuV/m)	Margin (dB)	Reading Level (dBuV)	Correct Factor (dB)	Detector Type
1	1728.000	54.19	74.00	-19.81	77.51	-23.32	PK
2	4844.000	51.38	74.00	-22.62	63.31	-11.93	PK
3	7266.000	53.76	74.00	-20.24	58.27	-4.51	PK
4	9688.000	55.43	74.00	-18.57	56.73	-1.30	PK
5	12110.000	55.62	74.00	-18.38	52.94	2.68	PK
* 6	12110.000	40.85	54.00	-13.15	38.17	2.68	AV

Note:

1. All reading above 1GHz is performed with peak and/or average measurements as necessary.
2. “ * ”, means this data is the worst value.
3. Emission Level = Reading Level + Correct Factor.
4. The average measurement was not performed when the peak measured data under the limit of average detection.
5. The emission above 13GHz were not included is because their levels are lower than 20dB form limit.

Model No	APL54X	Site	CB2-H
Test Voltage	AC 120V/60Hz	Test Date	2021/3/15
Test Mode	Mode 3: Transmit RU Full_PoE Mode	Engineer	Ling Chen
Polarity	Vertical	Temperature (℃)	21.5
Test Condition	802.11ax,Ant0+1,Ch 3,2.422G,BW40M	Humidity (%RH)	51.0

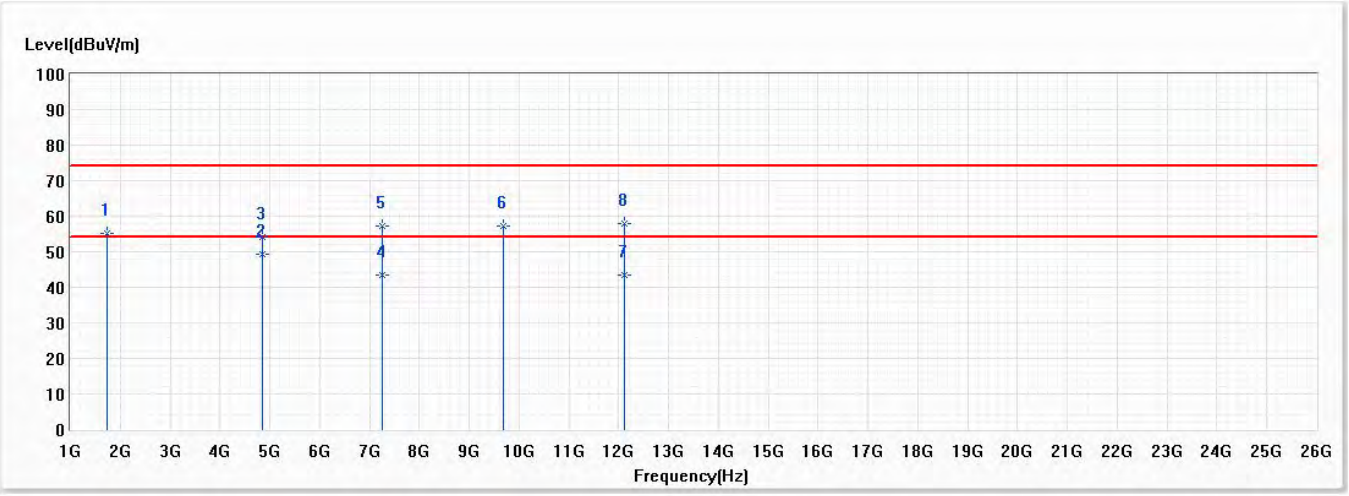

No	Frequency (MHz)	Emission Level (dBuV/m)	Limit (dBuV/m)	Margin (dB)	Reading Level (dBuV)	Correct Factor (dB)	Detector Type
1	1728.000	55.31	74.00	-18.69	78.63	-23.32	PK
* 2	4844.000	49.43	54.00	-4.57	61.36	-11.93	AV
3	4844.000	54.09	74.00	-19.91	66.02	-11.93	PK
4	7266.000	43.36	54.00	-10.64	47.87	-4.51	AV
5	7266.000	57.08	74.00	-16.92	61.59	-4.51	PK
6	9688.000	57.28	74.00	-16.72	58.58	-1.30	PK
7	12110.000	43.38	54.00	-10.62	40.70	2.68	AV
8	12110.000	58.06	74.00	-15.94	55.38	2.68	PK

Note:

1. All reading above 1GHz is performed with peak and/or average measurements as necessary.
2. “ * ”, means this data is the worst value.
3. Emission Level = Reading Level + Correct Factor.
4. The average measurement was not performed when the peak measured data under the limit of average detection.
5. The emission above 13GHz were not included is because their levels are lower than 20dB form limit.

Model No	APL54X	Site	CB2-H
Test Voltage	AC 120V/60Hz	Test Date	2021/3/15
Test Mode	Mode 3: Transmit RU Full_PoE Mode	Engineer	Ling Chen
Polarity	Horizontal	Temperature (℃)	21.5
Test Condition	802.11ax,Ant0+1,Ch 6,2.437G,BW40M	Humidity (%RH)	51.0

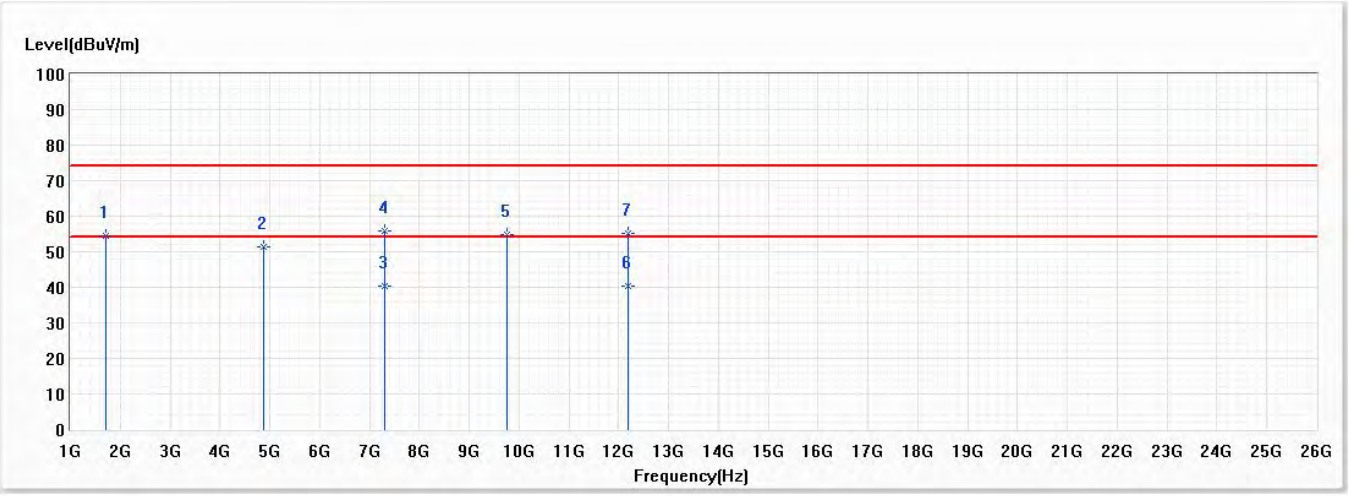

No	Frequency (MHz)	Emission Level (dBuV/m)	Limit (dBuV/m)	Margin (dB)	Reading Level (dBuV)	Correct Factor (dB)	Detector Type
1	1718.000	54.42	74.00	-19.58	77.79	-23.37	PK
2	4874.000	51.41	74.00	-22.59	63.25	-11.84	PK
3	7311.000	40.19	54.00	-13.81	44.57	-4.38	AV
4	7311.000	55.73	74.00	-18.27	60.11	-4.38	PK
5	9748.000	54.86	74.00	-19.14	56.13	-1.27	PK
* 6	12185.000	40.51	54.00	-13.49	37.91	2.60	AV
7	12185.000	55.08	74.00	-18.92	52.48	2.60	PK

Note:

1. All reading above 1GHz is performed with peak and/or average measurements as necessary.
2. “ * ”, means this data is the worst value.
3. Emission Level = Reading Level + Correct Factor.
4. The average measurement was not performed when the peak measured data under the limit of average detection.
5. The emission above 13GHz were not included is because their levels are lower than 20dB form limit.

Model No	APL54X	Site	CB2-H
Test Voltage	AC 120V/60Hz	Test Date	2021/3/15
Test Mode	Mode 3: Transmit RU Full_PoE Mode	Engineer	Ling Chen
Polarity	Vertical	Temperature (℃)	21.5
Test Condition	802.11ax,Ant0+1,Ch 6,2.437G,BW40M	Humidity (%RH)	51.0

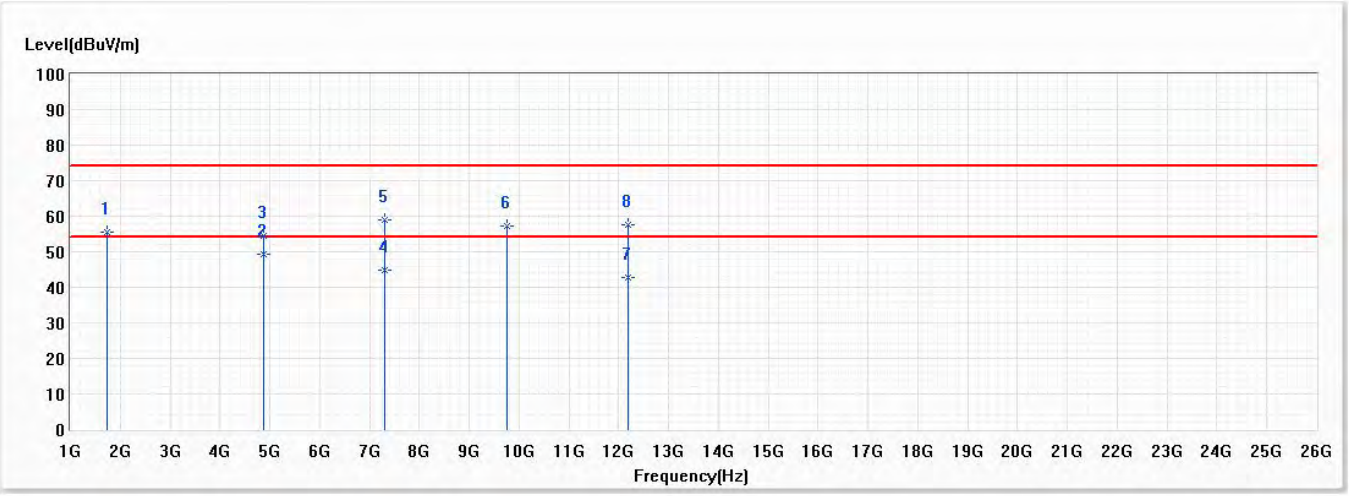

No	Frequency (MHz)	Emission Level (dBuV/m)	Limit (dBuV/m)	Margin (dB)	Reading Level (dBuV)	Correct Factor (dB)	Detector Type
1	1728.000	55.35	74.00	-18.65	78.67	-23.32	PK
* 2	4874.000	49.44	54.00	-4.56	61.28	-11.84	AV
3	4874.000	54.33	74.00	-19.67	66.17	-11.84	PK
4	7311.000	44.79	54.00	-9.21	49.17	-4.38	AV
5	7311.000	59.12	74.00	-14.88	63.50	-4.38	PK
6	9748.000	57.39	74.00	-16.61	58.66	-1.27	PK
7	12185.000	42.81	54.00	-11.19	40.21	2.60	AV
8	12185.000	57.73	74.00	-16.27	55.13	2.60	PK

Note:

1. All reading above 1GHz is performed with peak and/or average measurements as necessary.
2. “ * ”, means this data is the worst value.
3. Emission Level = Reading Level + Correct Factor.
4. The average measurement was not performed when the peak measured data under the limit of average detection.
5. The emission above 13GHz were not included is because their levels are lower than 20dB form limit.

Model No	APL54X	Site	CB2-H
Test Voltage	AC 120V/60Hz	Test Date	2021/3/15
Test Mode	Mode 3: Transmit RU Full_PoE Mode	Engineer	Ling Chen
Polarity	Horizontal	Temperature (℃)	21.5
Test Condition	802.11ax,Ant0+1,Ch 9,2.452G,BW40M	Humidity (%RH)	51.0

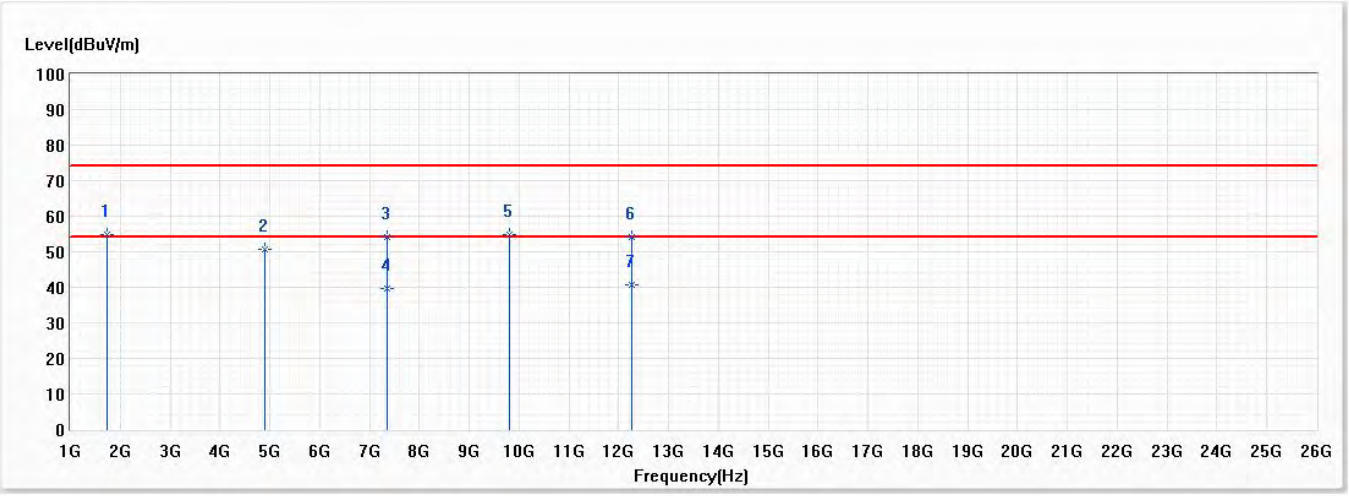

No	Frequency (MHz)	Emission Level (dBuV/m)	Limit (dBuV/m)	Margin (dB)	Reading Level (dBuV)	Correct Factor (dB)	Detector Type
1	1728.000	54.85	74.00	-19.15	78.17	-23.32	PK
2	4904.000	50.69	74.00	-23.31	62.45	-11.76	PK
3	7356.000	54.26	74.00	-19.74	58.51	-4.25	PK
4	7356.000	39.68	54.00	-14.32	43.93	-4.25	AV
5	9808.000	54.66	74.00	-19.34	55.90	-1.24	PK
6	12260.000	54.29	74.00	-19.71	51.78	2.51	PK
* 7	12260.000	40.61	54.00	-13.39	38.10	2.51	AV

Note:

1. All reading above 1GHz is performed with peak and/or average measurements as necessary.
2. “ * ”, means this data is the worst value.
3. Emission Level = Reading Level + Correct Factor.
4. The average measurement was not performed when the peak measured data under the limit of average detection.
5. The emission above 13GHz were not included is because their levels are lower than 20dB form limit.

Model No	APL54X	Site	CB2-H
Test Voltage	AC 120V/60Hz	Test Date	2021/3/15
Test Mode	Mode 3: Transmit RU Full_PoE Mode	Engineer	Ling Chen
Polarity	Vertical	Temperature (℃)	21.5
Test Condition	802.11ax,Ant0+1,Ch 9,2.452G,BW40M	Humidity (%RH)	51.0

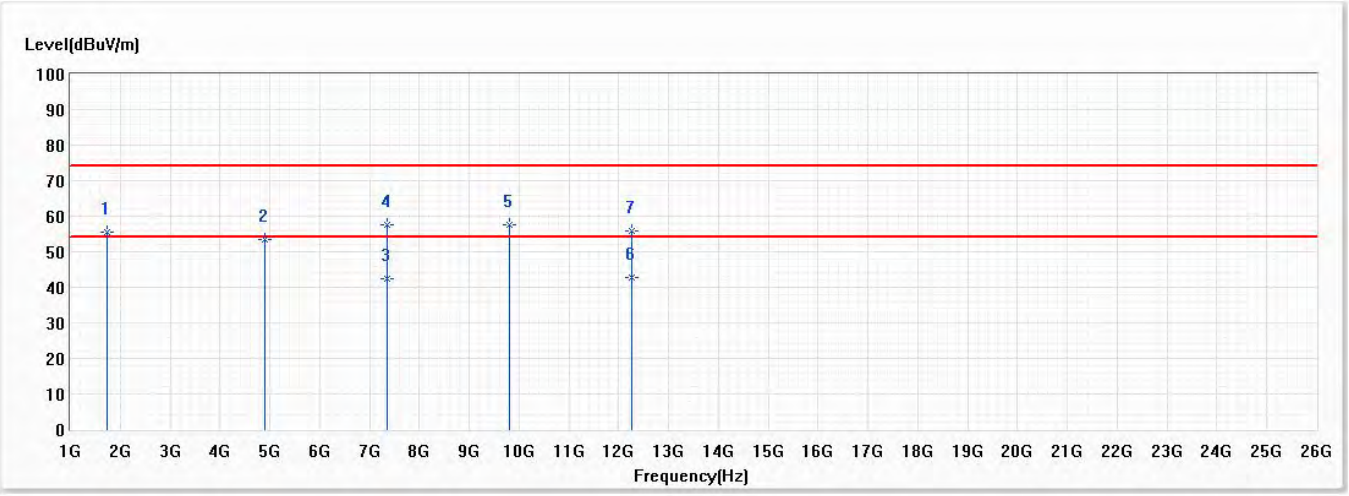

No	Frequency (MHz)	Emission Level (dBuV/m)	Limit (dBuV/m)	Margin (dB)	Reading Level (dBuV)	Correct Factor (dB)	Detector Type
1	1728.000	55.63	74.00	-18.37	78.95	-23.32	PK
2	4904.000	53.51	74.00	-20.49	65.27	-11.76	PK
3	7356.000	42.53	54.00	-11.47	46.78	-4.25	AV
4	7356.000	57.62	74.00	-16.38	61.87	-4.25	PK
5	9808.000	57.56	74.00	-16.44	58.80	-1.24	PK
* 6	12260.000	42.71	54.00	-11.29	40.20	2.51	AV
7	12260.000	56.03	74.00	-17.97	53.52	2.51	PK

Note:

1. All reading above 1GHz is performed with peak and/or average measurements as necessary.
2. “ * ”, means this data is the worst value.
3. Emission Level = Reading Level + Correct Factor.
4. The average measurement was not performed when the peak measured data under the limit of average detection.
5. The emission above 13GHz were not included is because their levels are lower than 20dB form limit.

5. Radiated Emission Band Edge

5.1. Test Setup

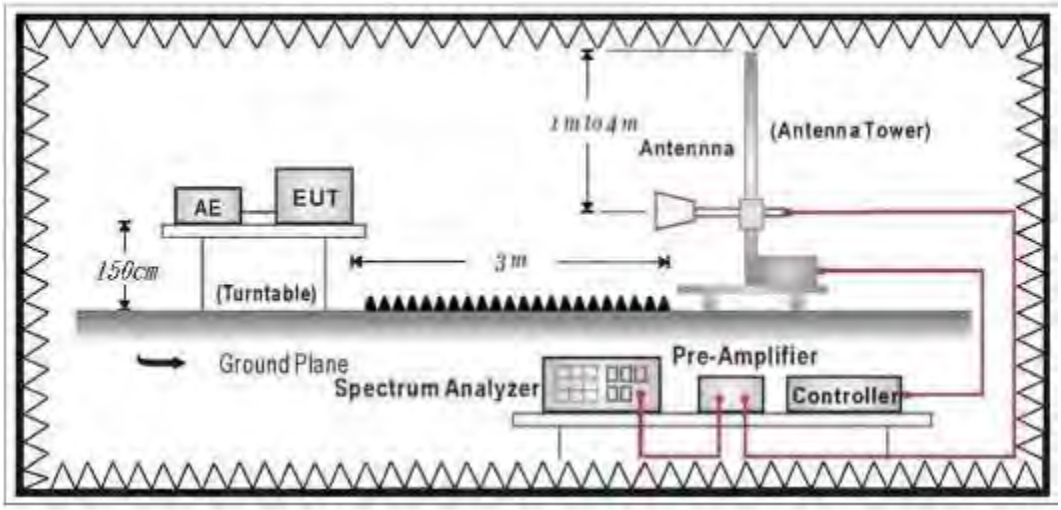

5.2. Limits

Emissions radiated outside of the specified frequency bands, except for harmonics, shall be attenuated by at least 20dB below the level of the fundamental or to the general radiated emission limits in paragraph 15.209, whichever is the lesser attenuation.

5.3. Test Procedure

The EUT was setup according to ANSI C63.10: 2013 and tested according to DTS test procedure of KDB 558074 D01 v05r02 for compliance to FCC 47CFR 15.247 requirements. The EUT and its simulators are placed on a turn table which is 1.5 meter above ground. The turn table can rotate 360 degrees to determine the position of the maximum emission level. The EUT was positioned such that the distance from antenna to the EUT was 3 meters. The antenna can move up and down between 1 meter and 4 meters to find out the maximum emission level.

Both horizontal and vertical polarization of the antenna are set on measurement. In order to find the maximum emission, all of the interface cables must be manipulated according to ANSI C63.10: 2013 on radiated measurement.

5.4. Test Specification

According to FCC Part 15 Subpart C Paragraph 15.247: 2019

5.5. Test Result

Model No	APL54X	Site	CB2-H
Test Voltage	AC 120V/60Hz	Test Date	2021/3/4
Test Mode	Mode 2: Transmit CDD_PoE Mode	Engineer	Ling Chen
Polarity	Horizontal	Temperature (℃)	21.5
Test Condition	802.11b,Ant0+1,Ch 1,2.412G,BW20M	Humidity (%RH)	51.0

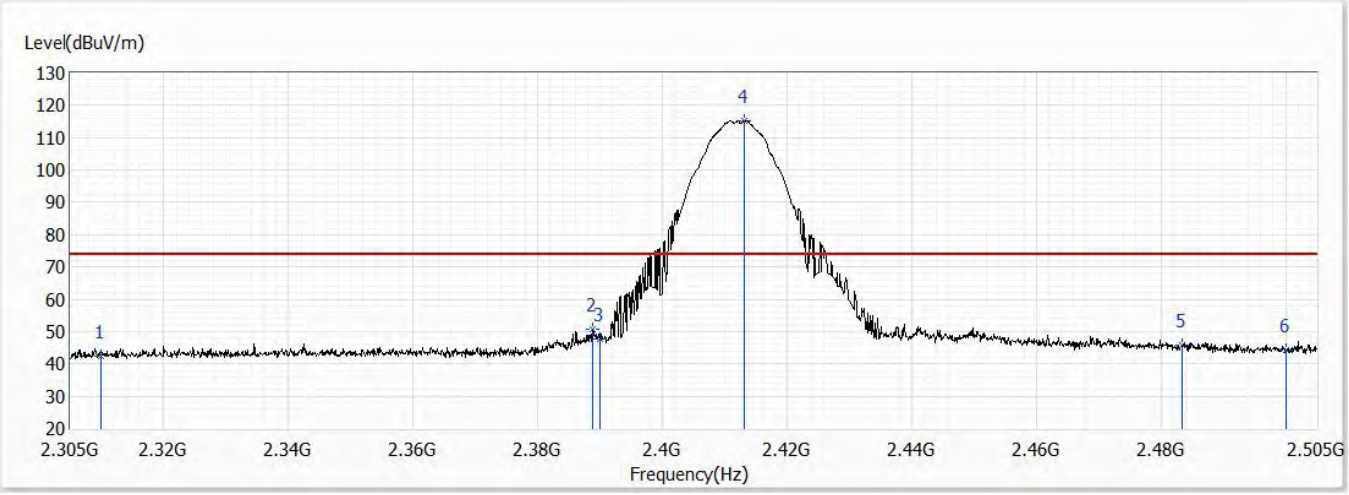

No	Frequency (MHz)	Emission Level (dBuV/m)	Limit (dBuV/m)	Margin (dB)	Reading Level (dBuV)	Correct Factor (dB)	Detector Type
1	2310.000	42.19	74.00	-31.81	29.04	13.15	PK
2	2388.900	50.87	74.00	-23.13	37.17	13.70	PK
3	2390.000	47.52	74.00	-26.48	33.82	13.70	PK
! 4	2413.200	115.33	74.00	41.33	101.46	13.87	PK
5	2483.500	45.73	74.00	-28.27	31.37	14.36	PK
6	2500.000	44.10	74.00	-29.90	29.62	14.48	PK

Note:

1. All reading above 1GHz is performed with peak and/or average measurements as necessary.
2. Emission Level = Reading Level + Correct Factor.
3. The average measurement was not performed when the peak measured data under the limit of average detection. If the readings given are average, peak measurement should also be supplied.
4. The fundamental for reference only, it’s not restricted by unwanted emission limit.

Model No	APL54X	Site	CB2-H
Test Voltage	AC 120V/60Hz	Test Date	2021/3/4
Test Mode	Mode 2: Transmit CDD_PoE Mode	Engineer	Ling Chen
Polarity	Horizontal	Temperature (℃)	21.5
Test Condition	802.11b,Ant0+1,Ch 1,2.412G,BW20M	Humidity (%RH)	51.0

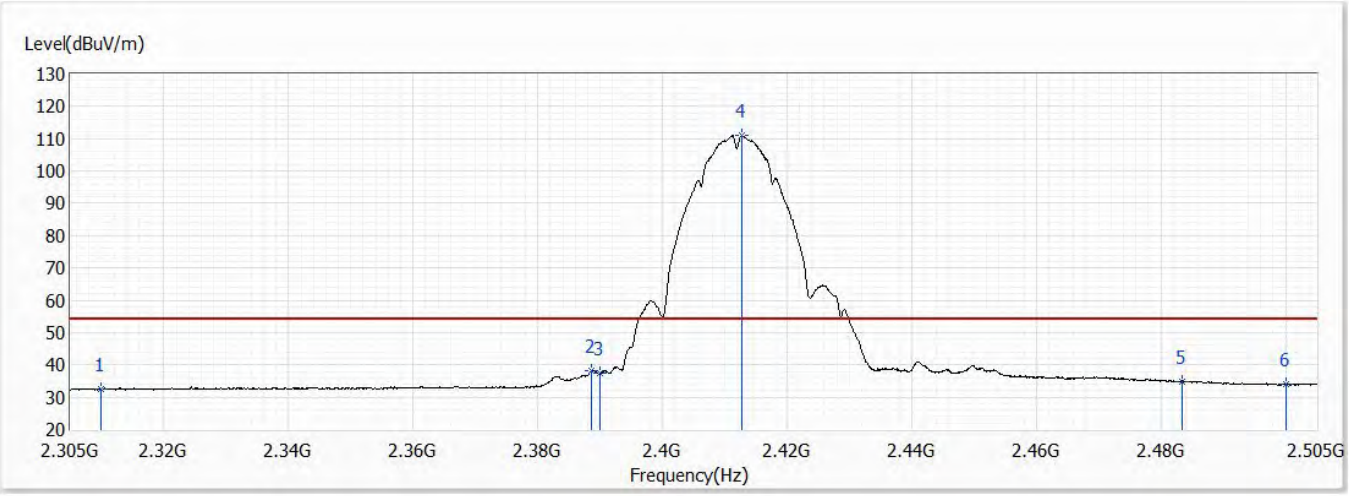

No	Frequency (MHz)	Emission Level (dBuV/m)	Limit (dBuV/m)	Margin (dB)	Reading Level (dBuV)	Correct Factor (dB)	Detector Type
1	2310.000	32.37	54.00	-21.63	19.22	13.15	AV
2	2388.700	38.25	54.00	-15.75	24.55	13.70	AV
3	2390.000	37.35	54.00	-16.65	23.65	13.70	AV
! 4	2412.800	111.02	54.00	57.02	97.15	13.87	AV
5	2483.500	34.98	54.00	-19.02	20.62	14.36	AV
6	2500.000	33.93	54.00	-20.07	19.45	14.48	AV

Note:

1. All reading above 1GHz is performed with peak and/or average measurements as necessary.
2. Emission Level = Reading Level + Correct Factor.
3. The average measurement was not performed when the peak measured data under the limit of average detection. If the readings given are average, peak measurement should also be supplied.
4. The fundamental for reference only, it’s not restricted by unwanted emission limit.

Model No	APL54X	Site	CB2-H
Test Voltage	AC 120V/60Hz	Test Date	2021/3/4
Test Mode	Mode 2: Transmit CDD_PoE Mode	Engineer	Ling Chen
Polarity	Vertical	Temperature (℃)	21.5
Test Condition	802.11b,Ant0+1,Ch 1,2.412G,BW20M	Humidity (%RH)	51.0

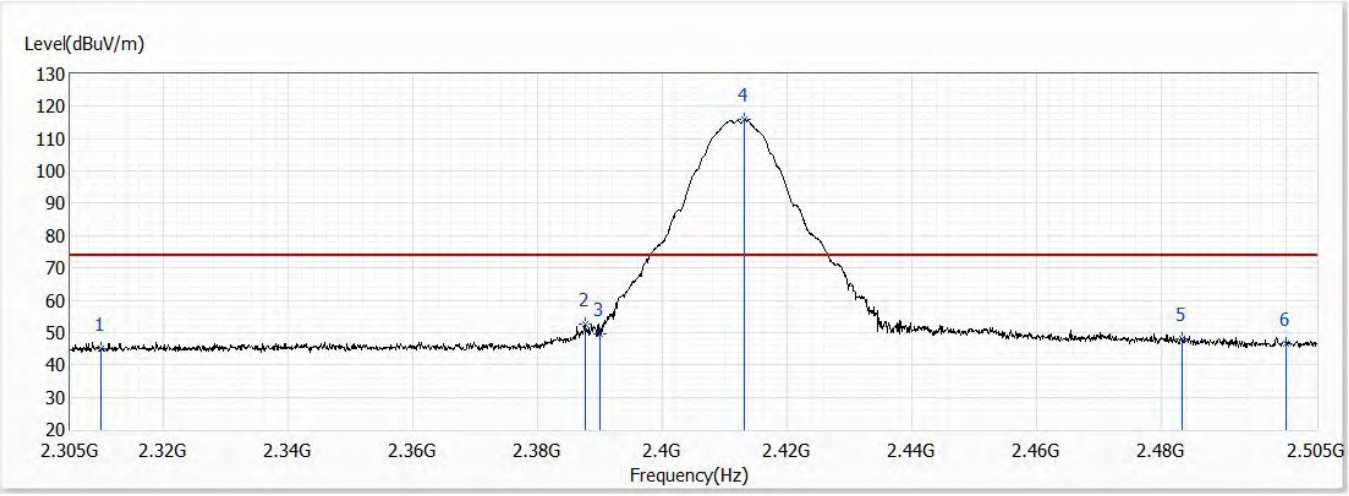

No	Frequency (MHz)	Emission Level (dBuV/m)	Limit (dBuV/m)	Margin (dB)	Reading Level (dBuV)	Correct Factor (dB)	Detector Type
1	2310.000	44.86	74.00	-29.14	31.71	13.15	PK
2	2387.600	52.80	74.00	-21.20	39.10	13.70	PK
3	2390.000	49.64	74.00	-24.36	35.94	13.70	PK
! 4	2413.200	115.82	74.00	41.82	101.95	13.87	PK
5	2483.500	48.04	74.00	-25.96	33.68	14.36	PK
6	2500.000	46.66	74.00	-27.34	32.18	14.48	PK

Note:

1. All reading above 1GHz is performed with peak and/or average measurements as necessary.
2. Emission Level = Reading Level + Correct Factor.
3. The average measurement was not performed when the peak measured data under the limit of average detection. If the readings given are average, peak measurement should also be supplied.
4. The fundamental for reference only, it’s not restricted by unwanted emission limit.

Model No	APL54X	Site	CB2-H
Test Voltage	AC 120V/60Hz	Test Date	2021/3/4
Test Mode	Mode 2: Transmit CDD_PoE Mode	Engineer	Ling Chen
Polarity	Vertical	Temperature (℃)	21.5
Test Condition	802.11b,Ant0+1,Ch 1,2.412G,BW20M	Humidity (%RH)	51.0

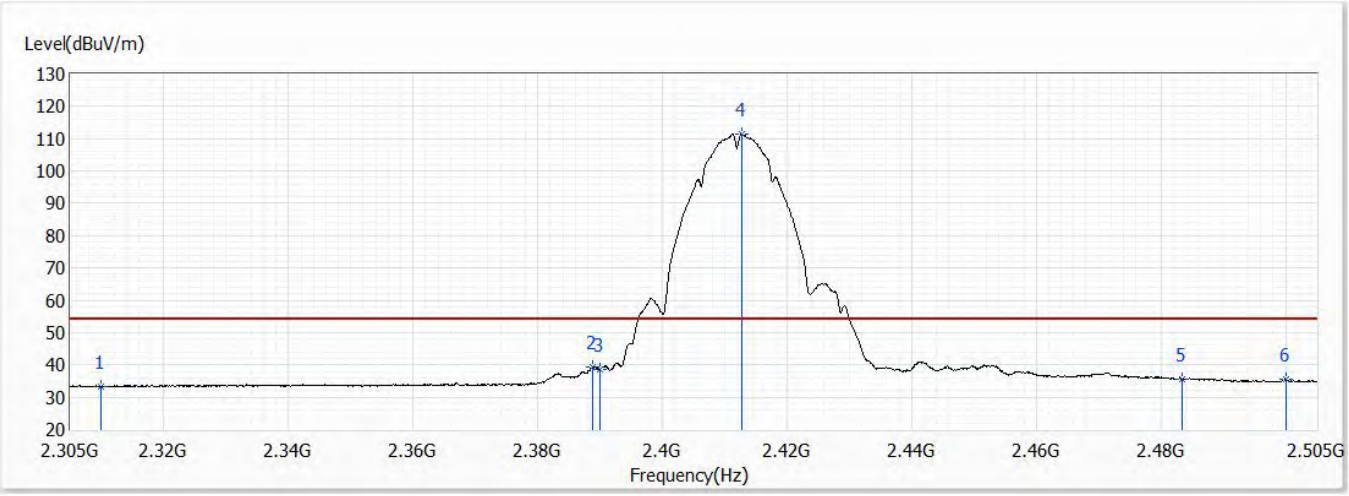

No	Frequency (MHz)	Emission Level (dBuV/m)	Limit (dBuV/m)	Margin (dB)	Reading Level (dBuV)	Correct Factor (dB)	Detector Type
1	2310.000	33.36	54.00	-20.64	20.21	13.15	AV
2	2388.800	39.40	54.00	-14.60	25.70	13.70	AV
3	2390.000	38.66	54.00	-15.34	24.96	13.70	AV
! 4	2412.700	111.47	54.00	57.47	97.60	13.87	AV
5	2483.500	35.69	54.00	-18.31	21.33	14.36	AV
6	2500.000	35.37	54.00	-18.63	20.89	14.48	AV

Note:

1. All reading above 1GHz is performed with peak and/or average measurements as necessary.
2. Emission Level = Reading Level + Correct Factor.
3. The average measurement was not performed when the peak measured data under the limit of average detection. If the readings given are average, peak measurement should also be supplied.
4. The fundamental for reference only, it’s not restricted by unwanted emission limit.

Model No	APL54X	Site	CB2-H
Test Voltage	AC 120V/60Hz	Test Date	2021/3/4
Test Mode	Mode 2: Transmit CDD_PoE Mode	Engineer	Ling Chen
Polarity	Horizontal	Temperature (℃)	21.5
Test Condition	802.11b,Ant0+1,Ch 6,2.437G,BW20M	Humidity (%RH)	51.0

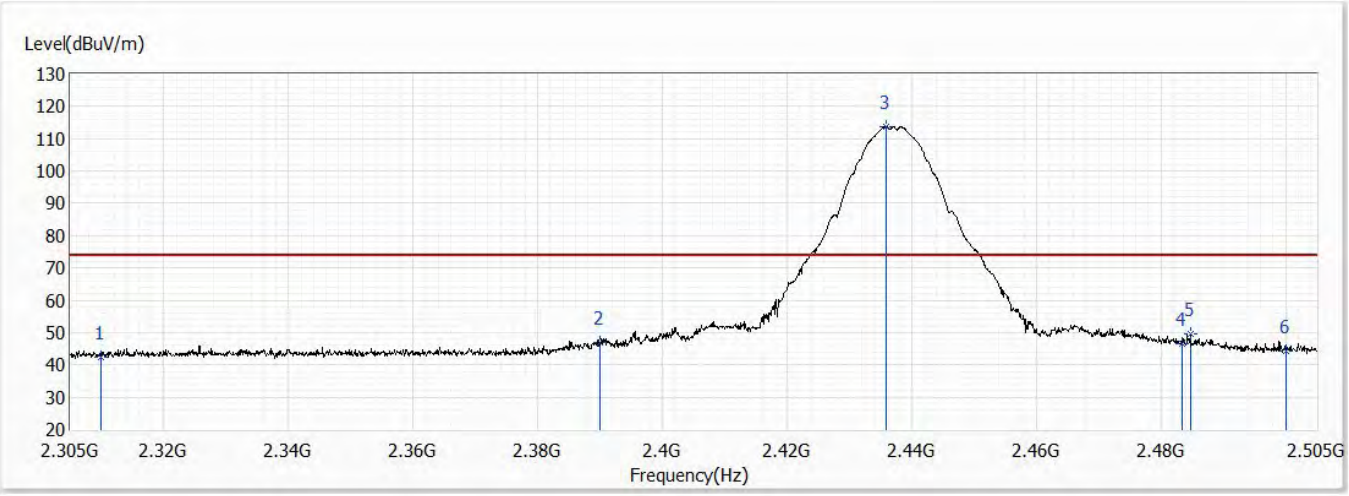

No	Frequency (MHz)	Emission Level (dBuV/m)	Limit (dBuV/m)	Margin (dB)	Reading Level (dBuV)	Correct Factor (dB)	Detector Type
1	2310.000	42.53	74.00	-31.47	29.38	13.15	PK
2	2390.000	46.92	74.00	-27.08	33.22	13.70	PK
! 3	2435.900	113.66	74.00	39.66	99.64	14.02	PK
4	2483.500	46.68	74.00	-27.32	32.32	14.36	PK
5	2484.700	49.60	74.00	-24.40	35.24	14.36	PK
6	2500.000	44.46	74.00	-29.54	29.98	14.48	PK

Note:

1. All reading above 1GHz is performed with peak and/or average measurements as necessary.
2. Emission Level = Reading Level + Correct Factor.
3. The average measurement was not performed when the peak measured data under the limit of average detection. If the readings given are average, peak measurement should also be supplied.
4. The fundamental for reference only, it’s not restricted by unwanted emission limit.

Model No	APL54X	Site	CB2-H
Test Voltage	AC 120V/60Hz	Test Date	2021/3/4
Test Mode	Mode 2: Transmit CDD_PoE Mode	Engineer	Ling Chen
Polarity	Horizontal	Temperature (℃)	21.5
Test Condition	802.11b,Ant0+1,Ch 6,2.437G,BW20M	Humidity (%RH)	51.0

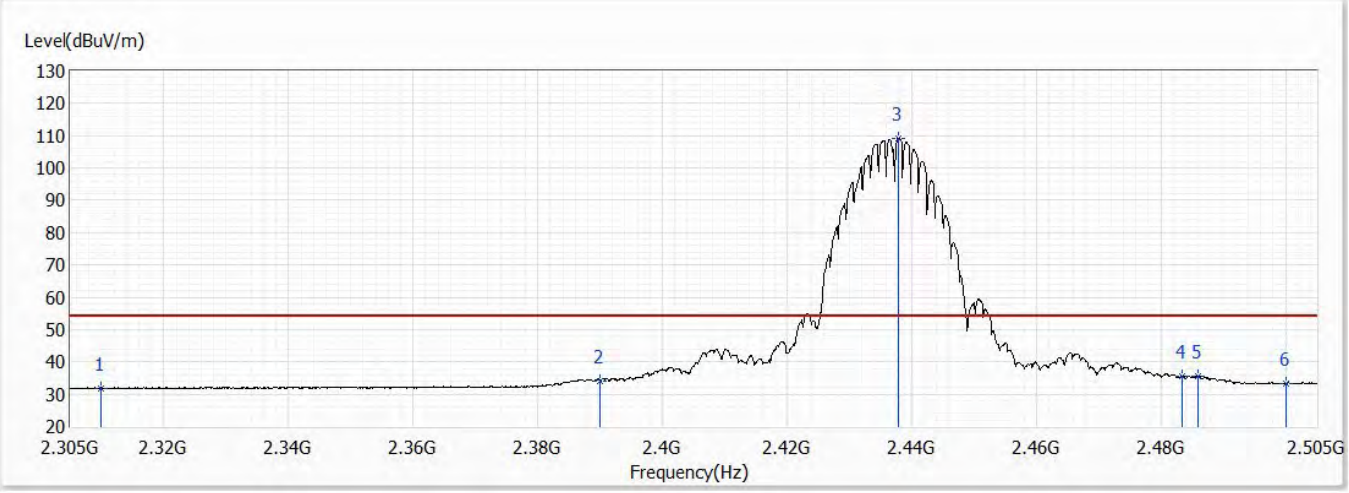

No	Frequency (MHz)	Emission Level (dBuV/m)	Limit (dBuV/m)	Margin (dB)	Reading Level (dBuV)	Correct Factor (dB)	Detector Type
1	2310.000	31.88	54.00	-22.12	18.73	13.15	AV
2	2390.000	34.22	54.00	-19.78	20.52	13.70	AV
! 3	2437.800	109.32	54.00	55.32	95.27	14.05	AV
4	2483.500	35.52	54.00	-18.48	21.16	14.36	AV
5	2486.000	35.67	54.00	-18.33	21.29	14.38	AV
6	2500.000	33.46	54.00	-20.54	18.98	14.48	AV

Note:

1. All reading above 1GHz is performed with peak and/or average measurements as necessary.
2. Emission Level = Reading Level + Correct Factor.
3. The average measurement was not performed when the peak measured data under the limit of average detection. If the readings given are average, peak measurement should also be supplied.
4. The fundamental for reference only, it’s not restricted by unwanted emission limit.

Model No	APL54X	Site	CB2-H
Test Voltage	AC 120V/60Hz	Test Date	2021/3/4
Test Mode	Mode 2: Transmit CDD_PoE Mode	Engineer	Ling Chen
Polarity	Vertical	Temperature (℃)	21.5
Test Condition	802.11b,Ant0+1,Ch 6,2.437G,BW20M	Humidity (%RH)	51.0

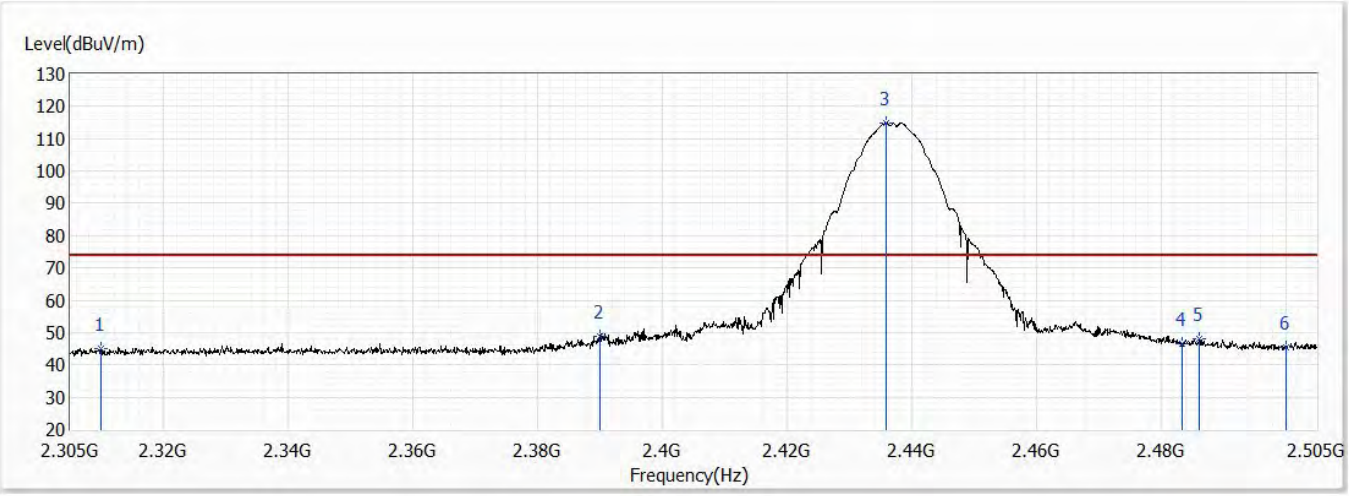

No	Frequency (MHz)	Emission Level (dBuV/m)	Limit (dBuV/m)	Margin (dB)	Reading Level (dBuV)	Correct Factor (dB)	Detector Type
1	2310.000	45.11	74.00	-28.89	31.96	13.15	PK
2	2390.000	48.98	74.00	-25.02	35.28	13.70	PK
! 3	2435.900	114.72	74.00	40.72	100.70	14.02	PK
4	2483.500	46.42	74.00	-27.58	32.06	14.36	PK
5	2486.200	47.95	74.00	-26.05	33.56	14.39	PK
6	2500.000	45.27	74.00	-28.73	30.79	14.48	PK

Note:

1. All reading above 1GHz is performed with peak and/or average measurements as necessary.
2. Emission Level = Reading Level + Correct Factor.
3. The average measurement was not performed when the peak measured data under the limit of average detection. If the readings given are average, peak measurement should also be supplied.
4. The fundamental for reference only, it’s not restricted by unwanted emission limit.

Model No	APL54X	Site	CB2-H
Test Voltage	AC 120V/60Hz	Test Date	2021/3/4
Test Mode	Mode 2: Transmit CDD_PoE Mode	Engineer	Ling Chen
Polarity	Vertical	Temperature (℃)	21.5
Test Condition	802.11b,Ant0+1,Ch 6,2.437G,BW20M	Humidity (%RH)	51.0

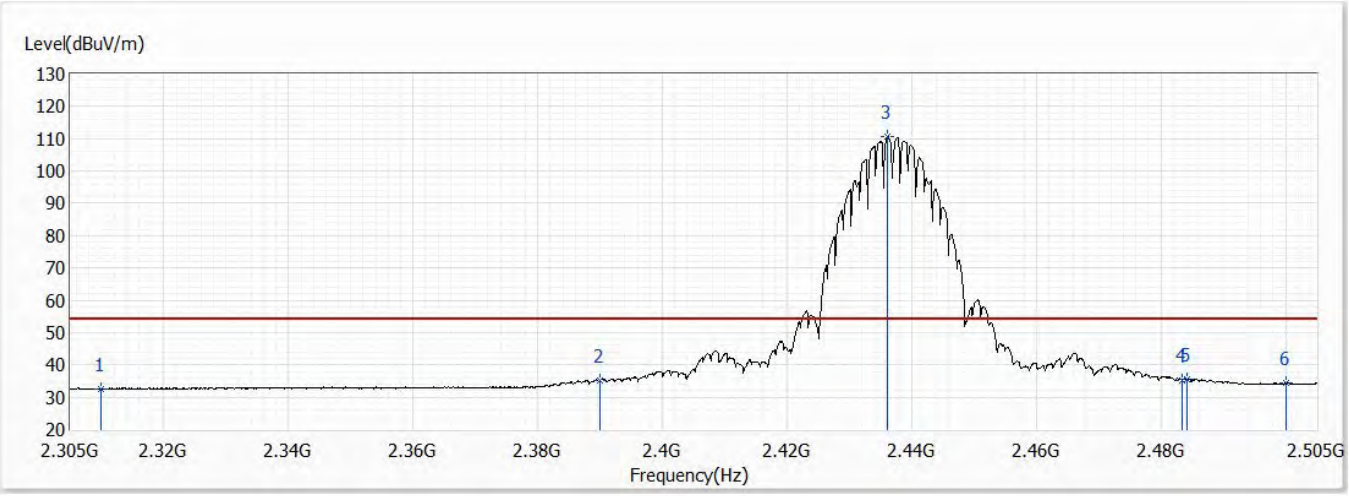

No	Frequency (MHz)	Emission Level (dBuV/m)	Limit (dBuV/m)	Margin (dB)	Reading Level (dBuV)	Correct Factor (dB)	Detector Type
1	2310.000	32.48	54.00	-21.52	19.33	13.15	AV
2	2390.000	35.33	54.00	-18.67	21.63	13.70	AV
! 3	2436.200	110.52	54.00	56.52	96.48	14.04	AV
4	2483.500	35.14	54.00	-18.86	20.78	14.36	AV
5	2484.200	35.61	54.00	-18.39	21.25	14.36	AV
6	2500.000	34.32	54.00	-19.68	19.84	14.48	AV

Note:

1. All reading above 1GHz is performed with peak and/or average measurements as necessary.
2. Emission Level = Reading Level + Correct Factor.
3. The average measurement was not performed when the peak measured data under the limit of average detection. If the readings given are average, peak measurement should also be supplied.
4. The fundamental for reference only, it’s not restricted by unwanted emission limit.

Model No	APL54X	Site	CB2-H
Test Voltage	AC 120V/60Hz	Test Date	2021/3/4
Test Mode	Mode 2: Transmit CDD_PoE Mode	Engineer	Ling Chen
Polarity	Horizontal	Temperature (℃)	21.5
Test Condition	802.11b,Ant0+1,Ch 11,2.462G,BW20M	Humidity (%RH)	51.0

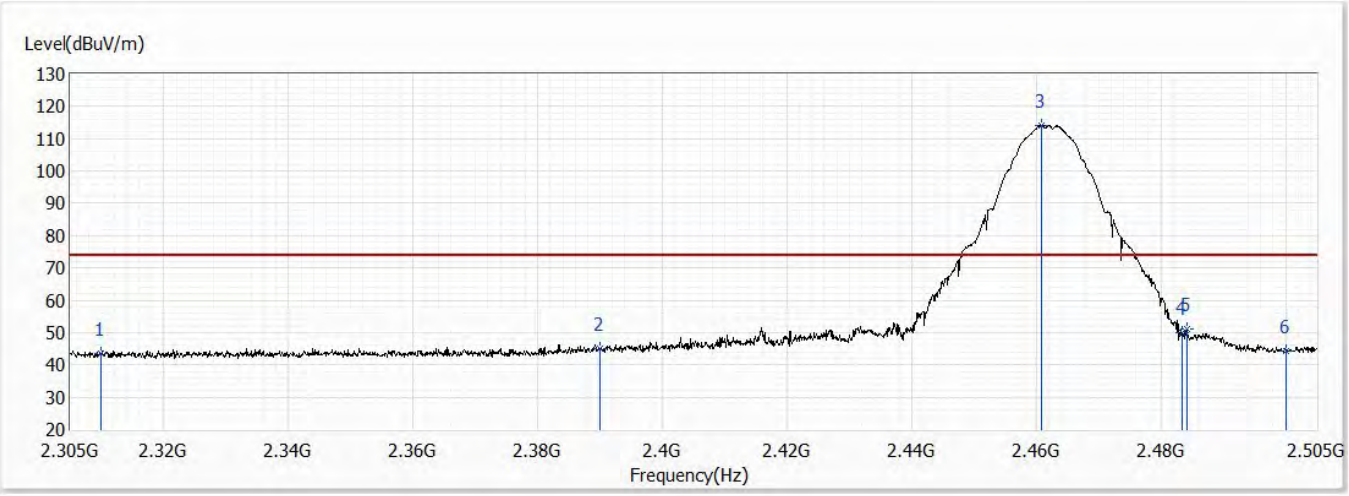

No	Frequency (MHz)	Emission Level (dBuV/m)	Limit (dBuV/m)	Margin (dB)	Reading Level (dBuV)	Correct Factor (dB)	Detector Type
1	2310.000	43.40	74.00	-30.60	30.25	13.15	PK
2	2390.000	45.21	74.00	-28.79	31.51	13.70	PK
! 3	2460.900	114.10	74.00	40.10	99.89	14.21	PK
4	2483.500	49.87	74.00	-24.13	35.51	14.36	PK
5	2484.100	51.14	74.00	-22.86	36.78	14.36	PK
6	2500.000	44.35	74.00	-29.65	29.87	14.48	PK

Note:

1. All reading above 1GHz is performed with peak and/or average measurements as necessary.
2. Emission Level = Reading Level + Correct Factor.
3. The average measurement was not performed when the peak measured data under the limit of average detection. If the readings given are average, peak measurement should also be supplied.
4. The fundamental for reference only, it’s not restricted by unwanted emission limit.

Model No	APL54X	Site	CB2-H
Test Voltage	AC 120V/60Hz	Test Date	2021/3/4
Test Mode	Mode 2: Transmit CDD_PoE Mode	Engineer	Ling Chen
Polarity	Horizontal	Temperature (℃)	21.5
Test Condition	802.11b,Ant0+1,Ch 11,2.462G,BW20M	Humidity (%RH)	51.0

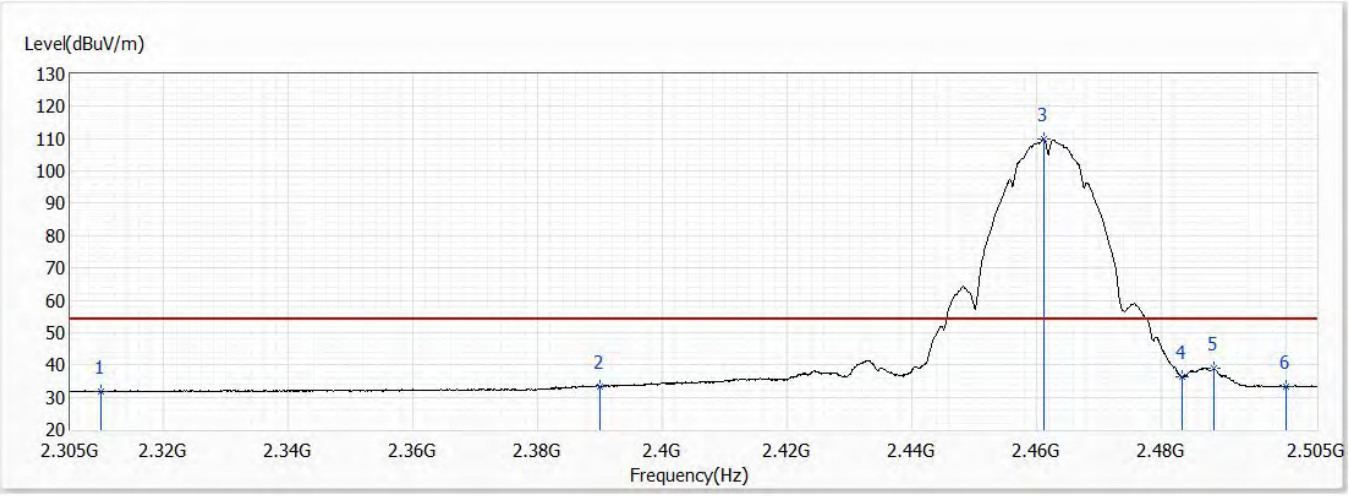

No	Frequency (MHz)	Emission Level (dBuV/m)	Limit (dBuV/m)	Margin (dB)	Reading Level (dBuV)	Correct Factor (dB)	Detector Type
1	2310.000	31.80	54.00	-22.20	18.65	13.15	AV
2	2390.000	33.35	54.00	-20.65	19.65	13.70	AV
! 3	2461.200	109.90	54.00	55.90	95.69	14.21	AV
4	2483.500	36.36	54.00	-17.64	22.00	14.36	AV
5	2488.500	38.86	54.00	-15.14	24.46	14.40	AV
6	2500.000	33.28	54.00	-20.72	18.80	14.48	AV

Note:

1. All reading above 1GHz is performed with peak and/or average measurements as necessary.
2. Emission Level = Reading Level + Correct Factor.
3. The average measurement was not performed when the peak measured data under the limit of average detection. If the readings given are average, peak measurement should also be supplied.
4. The fundamental for reference only, it’s not restricted by unwanted emission limit.

Model No	APL54X	Site	CB2-H
Test Voltage	AC 120V/60Hz	Test Date	2021/3/4
Test Mode	Mode 2: Transmit CDD_PoE Mode	Engineer	Ling Chen
Polarity	Vertical	Temperature (℃)	21.5
Test Condition	802.11b,Ant0+1,Ch 11,2.462G,BW20M	Humidity (%RH)	51.0

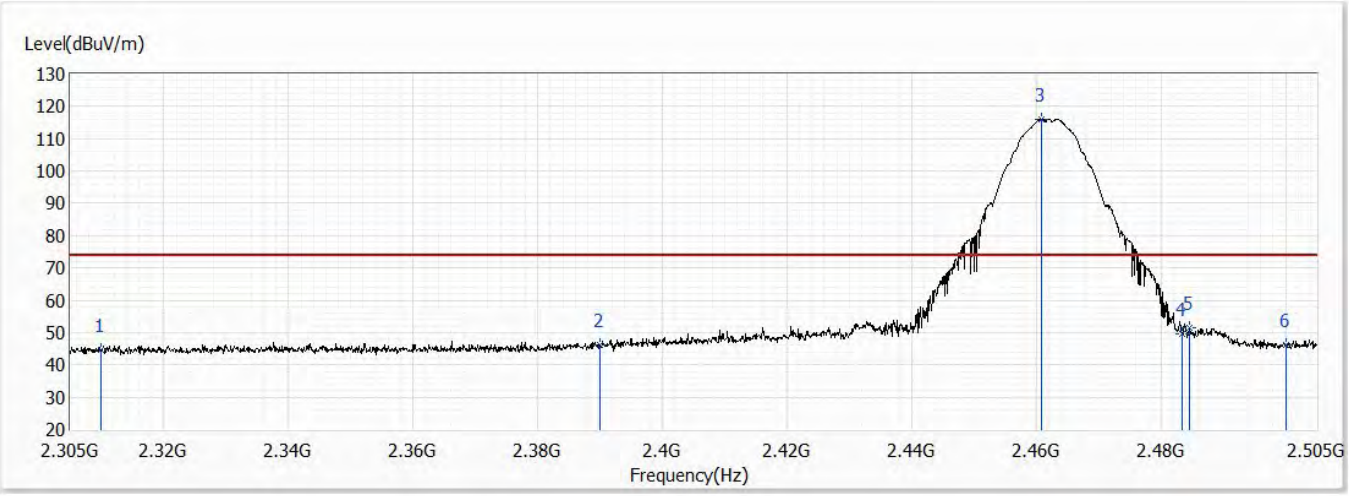

No	Frequency (MHz)	Emission Level (dBuV/m)	Limit (dBuV/m)	Margin (dB)	Reading Level (dBuV)	Correct Factor (dB)	Detector Type
1	2310.000	44.50	74.00	-29.50	31.35	13.15	PK
2	2390.000	46.15	74.00	-27.85	32.45	13.70	PK
! 3	2460.900	116.07	74.00	42.07	101.86	14.21	PK
4	2483.500	49.47	74.00	-24.53	35.11	14.36	PK
5	2484.600	51.55	74.00	-22.45	37.19	14.36	PK
6	2500.000	46.18	74.00	-27.82	31.70	14.48	PK

Note:

1. All reading above 1GHz is performed with peak and/or average measurements as necessary.
2. Emission Level = Reading Level + Correct Factor.
3. The average measurement was not performed when the peak measured data under the limit of average detection. If the readings given are average, peak measurement should also be supplied.
4. The fundamental for reference only, it’s not restricted by unwanted emission limit.

Model No	APL54X	Site	CB2-H
Test Voltage	AC 120V/60Hz	Test Date	2021/3/4
Test Mode	Mode 2: Transmit CDD_PoE Mode	Engineer	Ling Chen
Polarity	Vertical	Temperature (℃)	21.5
Test Condition	802.11b,Ant0+1,Ch 11,2.462G,BW20M	Humidity (%RH)	51.0

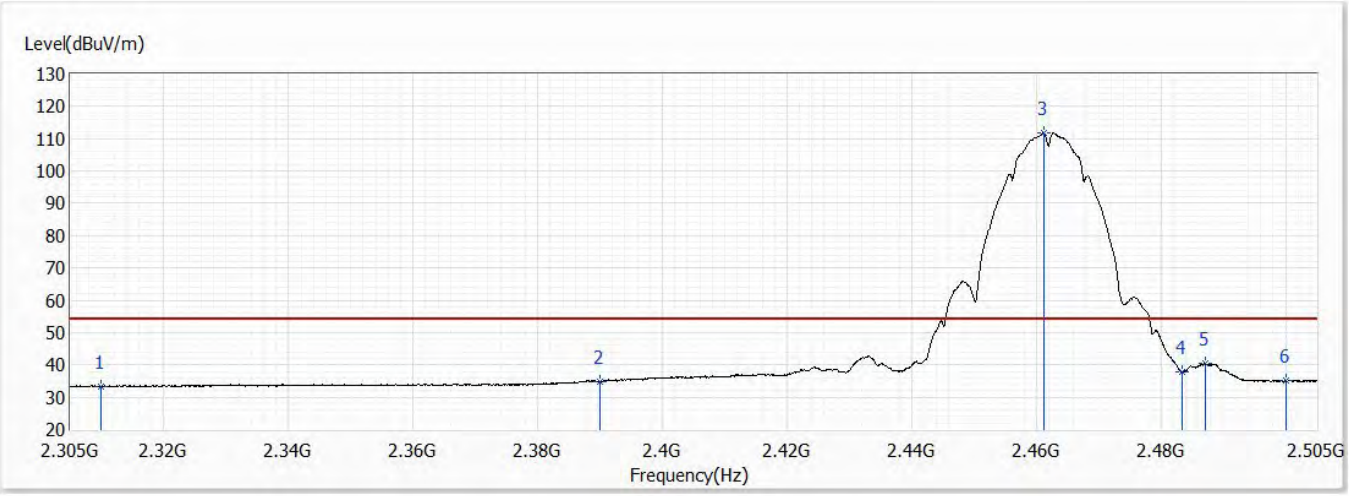

No	Frequency (MHz)	Emission Level (dBuV/m)	Limit (dBuV/m)	Margin (dB)	Reading Level (dBuV)	Correct Factor (dB)	Detector Type
1	2310.000	33.25	54.00	-20.75	20.10	13.15	AV
2	2390.000	34.97	54.00	-19.03	21.27	13.70	AV
! 3	2461.200	111.82	54.00	57.82	97.61	14.21	AV
4	2483.500	37.75	54.00	-16.25	23.39	14.36	AV
5	2487.100	40.41	54.00	-13.59	26.02	14.39	AV
6	2500.000	35.09	54.00	-18.91	20.61	14.48	AV

Note:

1. All reading above 1GHz is performed with peak and/or average measurements as necessary.
2. Emission Level = Reading Level + Correct Factor.
3. The average measurement was not performed when the peak measured data under the limit of average detection. If the readings given are average, peak measurement should also be supplied.
4. The fundamental for reference only, it’s not restricted by unwanted emission limit.

Model No	APL54X	Site	CB2-H
Test Voltage	AC 120V/60Hz	Test Date	2021/3/4
Test Mode	Mode 2: Transmit CDD_PoE Mode	Engineer	Ling Chen
Polarity	Horizontal	Temperature (℃)	21.5
Test Condition	802.11g,Ant0+1,Ch 1,2.412G,BW20M	Humidity (%RH)	51.0

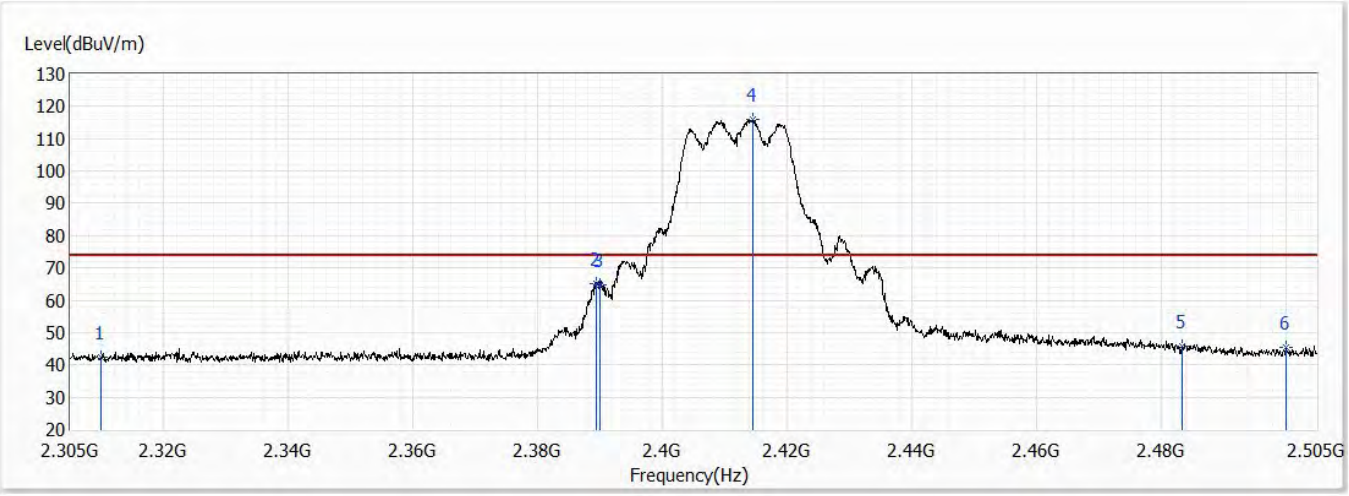

No	Frequency (MHz)	Emission Level (dBuV/m)	Limit (dBuV/m)	Margin (dB)	Reading Level (dBuV)	Correct Factor (dB)	Detector Type
1	2310.000	42.25	74.00	-31.75	29.10	13.15	PK
2	2389.300	65.27	74.00	-8.73	51.57	13.70	PK
3	2390.000	64.93	74.00	-9.07	51.23	13.70	PK
! 4	2414.600	115.86	74.00	41.86	101.98	13.88	PK
5	2483.500	45.78	74.00	-28.22	31.42	14.36	PK
6	2500.000	45.60	74.00	-28.40	31.12	14.48	PK

Note:

1. All reading above 1GHz is performed with peak and/or average measurements as necessary.
2. Emission Level = Reading Level + Correct Factor.
3. The average measurement was not performed when the peak measured data under the limit of average detection. If the readings given are average, peak measurement should also be supplied.
4. The fundamental for reference only, it’s not restricted by unwanted emission limit.

Model No	APL54X	Site	CB2-H
Test Voltage	AC 120V/60Hz	Test Date	2021/3/4
Test Mode	Mode 2: Transmit CDD_PoE Mode	Engineer	Ling Chen
Polarity	Horizontal	Temperature (℃)	21.5
Test Condition	802.11g,Ant0+1,Ch 1,2.412G,BW20M	Humidity (%RH)	51.0

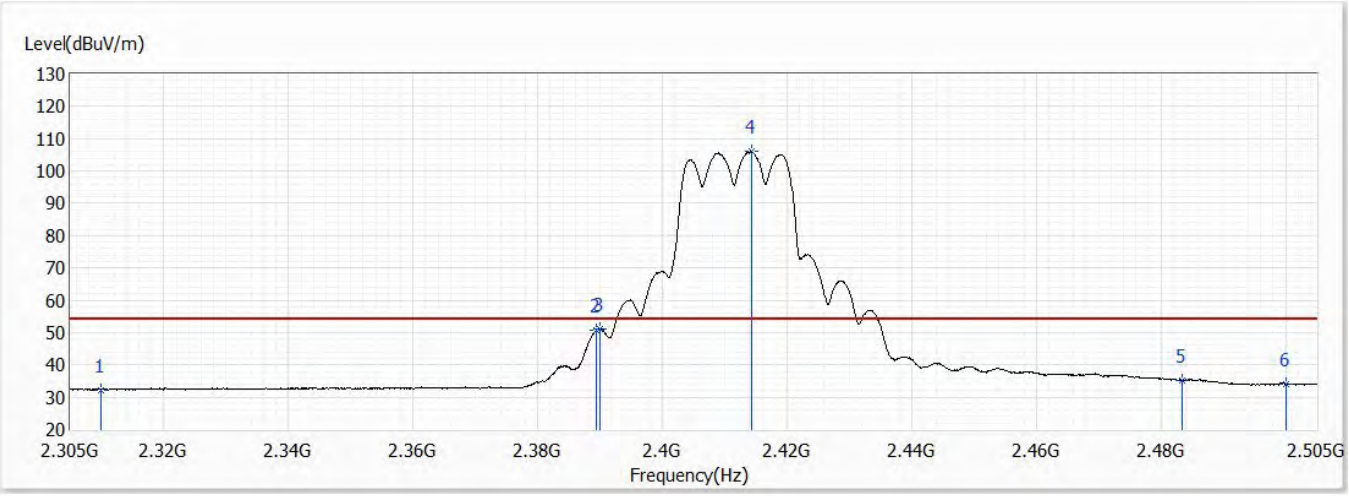

No	Frequency (MHz)	Emission Level (dBuV/m)	Limit (dBuV/m)	Margin (dB)	Reading Level (dBuV)	Correct Factor (dB)	Detector Type
1	2310.000	32.32	54.00	-21.68	19.17	13.15	AV
2	2389.300	50.62	54.00	-3.38	36.92	13.70	AV
3	2390.000	51.09	54.00	-2.91	37.39	13.70	AV
! 4	2414.300	106.06	54.00	52.06	92.18	13.88	AV
5	2483.500	35.33	54.00	-18.67	20.97	14.36	AV
6	2500.000	34.12	54.00	-19.88	19.64	14.48	AV

Note:

1. All reading above 1GHz is performed with peak and/or average measurements as necessary.
2. Emission Level = Reading Level + Correct Factor.
3. The average measurement was not performed when the peak measured data under the limit of average detection. If the readings given are average, peak measurement should also be supplied.
4. The fundamental for reference only, it’s not restricted by unwanted emission limit.

Model No	APL54X	Site	CB2-H
Test Voltage	AC 120V/60Hz	Test Date	2021/3/4
Test Mode	Mode 2: Transmit CDD_PoE Mode	Engineer	Ling Chen
Polarity	Vertical	Temperature (℃)	21.5
Test Condition	802.11g,Ant0+1,Ch 1,2.412G,BW20M	Humidity (%RH)	51.0

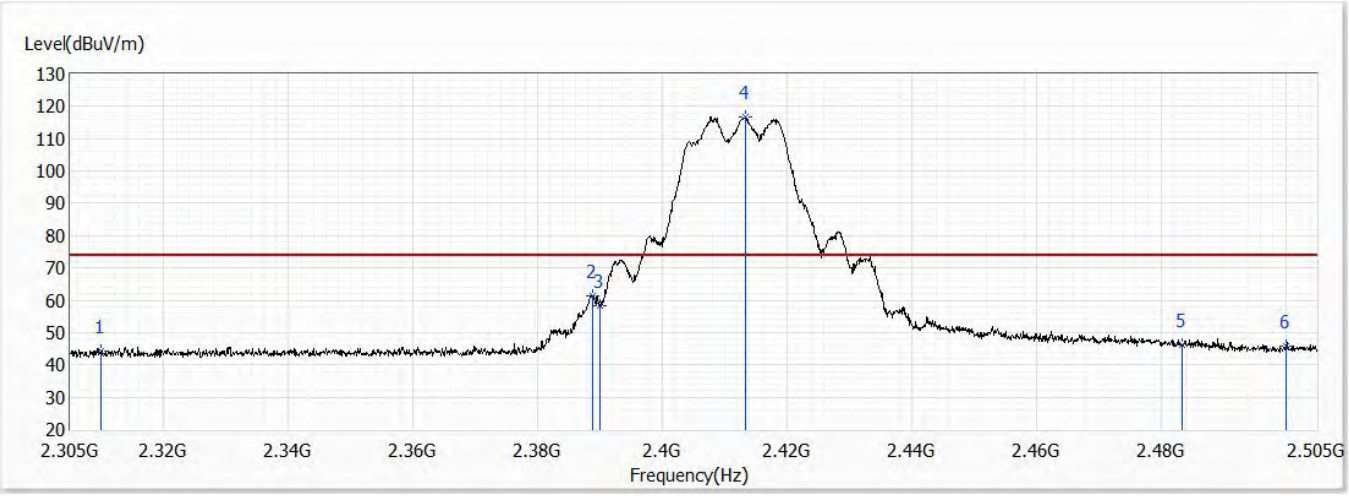

No	Frequency (MHz)	Emission Level (dBuV/m)	Limit (dBuV/m)	Margin (dB)	Reading Level (dBuV)	Correct Factor (dB)	Detector Type
1	2310.000	44.24	74.00	-29.76	31.09	13.15	PK
2	2388.800	61.29	74.00	-12.71	47.59	13.70	PK
3	2390.000	58.46	74.00	-15.54	44.76	13.70	PK
! 4	2413.300	116.89	74.00	42.89	103.02	13.87	PK
5	2483.500	46.08	74.00	-27.92	31.72	14.36	PK
6	2500.000	45.90	74.00	-28.10	31.42	14.48	PK

Note:

1. All reading above 1GHz is performed with peak and/or average measurements as necessary.
2. Emission Level = Reading Level + Correct Factor.
3. The average measurement was not performed when the peak measured data under the limit of average detection. If the readings given are average, peak measurement should also be supplied.
4. The fundamental for reference only, it’s not restricted by unwanted emission limit.

Model No	APL54X	Site	CB2-H
Test Voltage	AC 120V/60Hz	Test Date	2021/3/4
Test Mode	Mode 2: Transmit CDD_PoE Mode	Engineer	Ling Chen
Polarity	Vertical	Temperature (℃)	21.5
Test Condition	802.11g,Ant0+1,Ch 1,2.412G,BW20M	Humidity (%RH)	51.0

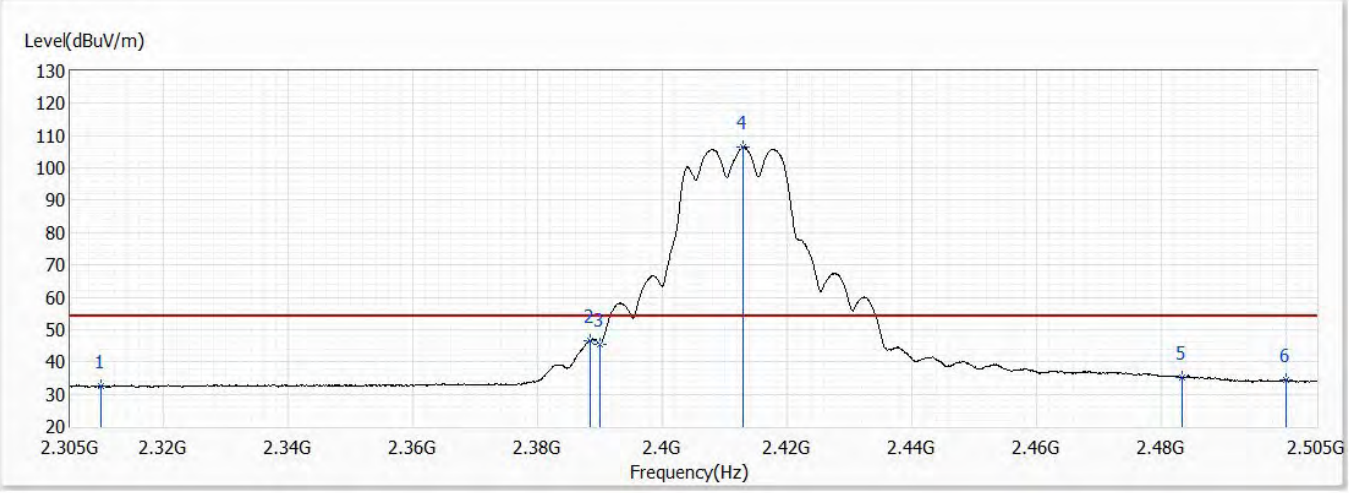

No	Frequency (MHz)	Emission Level (dBuV/m)	Limit (dBuV/m)	Margin (dB)	Reading Level (dBuV)	Correct Factor (dB)	Detector Type
1	2310.000	32.39	54.00	-21.61	19.24	13.15	AV
2	2388.500	46.67	54.00	-7.33	32.97	13.70	AV
3	2390.000	45.48	54.00	-8.52	31.78	13.70	AV
! 4	2412.900	106.60	54.00	52.60	92.73	13.87	AV
5	2483.500	35.35	54.00	-18.65	20.99	14.36	AV
6	2500.000	34.31	54.00	-19.69	19.83	14.48	AV

Note:

1. All reading above 1GHz is performed with peak and/or average measurements as necessary.
2. Emission Level = Reading Level + Correct Factor.
3. The average measurement was not performed when the peak measured data under the limit of average detection. If the readings given are average, peak measurement should also be supplied.
4. The fundamental for reference only, it’s not restricted by unwanted emission limit.

Model No	APL54X	Site	CB2-H
Test Voltage	AC 120V/60Hz	Test Date	2021/3/4
Test Mode	Mode 2: Transmit CDD_PoE Mode	Engineer	Ling Chen
Polarity	Horizontal	Temperature (℃)	21.5
Test Condition	802.11g,Ant0+1,Ch 6,2.437G,BW20M	Humidity (%RH)	51.0

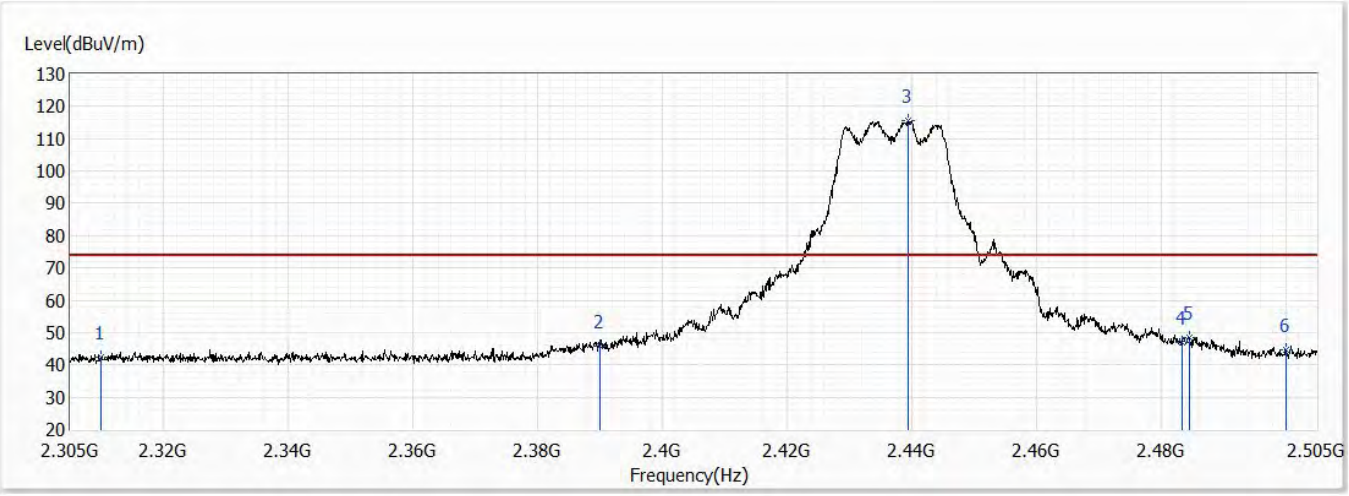

No	Frequency (MHz)	Emission Level (dBuV/m)	Limit (dBuV/m)	Margin (dB)	Reading Level (dBuV)	Correct Factor (dB)	Detector Type
1	2310.000	42.27	74.00	-31.73	29.12	13.15	PK
2	2390.000	45.74	74.00	-28.26	32.04	13.70	PK
! 3	2439.400	115.55	74.00	41.55	101.50	14.05	PK
4	2483.500	47.07	74.00	-26.93	32.71	14.36	PK
5	2484.500	48.57	74.00	-25.43	34.21	14.36	PK
6	2500.000	44.80	74.00	-29.20	30.32	14.48	PK

Note:

1. All reading above 1GHz is performed with peak and/or average measurements as necessary.
2. Emission Level = Reading Level + Correct Factor.
3. The average measurement was not performed when the peak measured data under the limit of average detection. If the readings given are average, peak measurement should also be supplied.
4. The fundamental for reference only, it’s not restricted by unwanted emission limit.

Model No	APL54X	Site	CB2-H
Test Voltage	AC 120V/60Hz	Test Date	2021/3/4
Test Mode	Mode 2: Transmit CDD_PoE Mode	Engineer	Ling Chen
Polarity	Horizontal	Temperature (℃)	21.5
Test Condition	802.11g,Ant0+1,Ch 6,2.437G,BW20M	Humidity (%RH)	51.0

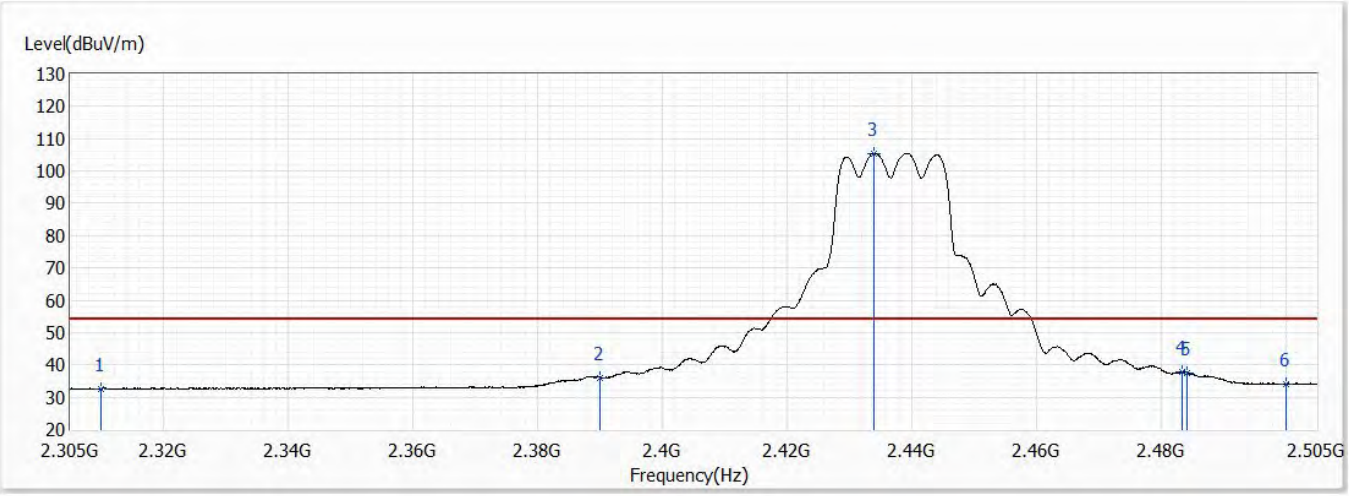

No	Frequency (MHz)	Emission Level (dBuV/m)	Limit (dBuV/m)	Margin (dB)	Reading Level (dBuV)	Correct Factor (dB)	Detector Type
1	2310.000	32.53	54.00	-21.47	19.38	13.15	AV
2	2390.000	36.12	54.00	-17.88	22.42	13.70	AV
! 3	2433.900	105.53	54.00	51.53	91.52	14.01	AV
4	2483.500	37.79	54.00	-16.21	23.43	14.36	AV
5	2484.200	37.54	54.00	-16.46	23.18	14.36	AV
6	2500.000	34.10	54.00	-19.90	19.62	14.48	AV

Note:

1. All reading above 1GHz is performed with peak and/or average measurements as necessary.
2. Emission Level = Reading Level + Correct Factor.
3. The average measurement was not performed when the peak measured data under the limit of average detection. If the readings given are average, peak measurement should also be supplied.
4. The fundamental for reference only, it’s not restricted by unwanted emission limit.

Model No	APL54X	Site	CB2-H
Test Voltage	AC 120V/60Hz	Test Date	2021/3/4
Test Mode	Mode 2: Transmit CDD_PoE Mode	Engineer	Ling Chen
Polarity	Vertical	Temperature (℃)	21.5
Test Condition	802.11g,Ant0+1,Ch 6,2.437G,BW20M	Humidity (%RH)	51.0

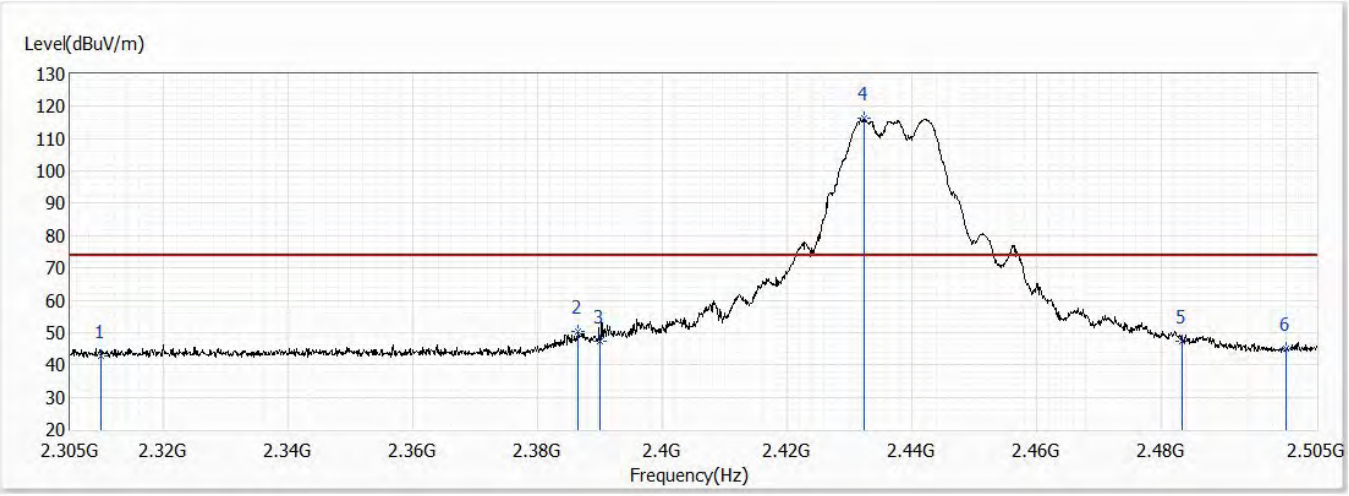

No	Frequency (MHz)	Emission Level (dBuV/m)	Limit (dBuV/m)	Margin (dB)	Reading Level (dBuV)	Correct Factor (dB)	Detector Type
1	2310.000	42.82	74.00	-31.18	29.67	13.15	PK
2	2386.500	50.33	74.00	-23.67	36.65	13.68	PK
3	2390.000	47.22	74.00	-26.78	33.52	13.70	PK
! 4	2432.300	116.36	74.00	42.36	102.35	14.01	PK
5	2483.500	47.42	74.00	-26.58	33.06	14.36	PK
6	2500.000	45.00	74.00	-29.00	30.52	14.48	PK

Note:

1. All reading above 1GHz is performed with peak and/or average measurements as necessary.
2. Emission Level = Reading Level + Correct Factor.
3. The average measurement was not performed when the peak measured data under the limit of average detection. If the readings given are average, peak measurement should also be supplied.
4. The fundamental for reference only, it’s not restricted by unwanted emission limit.

Model No	APL54X	Site	CB2-H
Test Voltage	AC 120V/60Hz	Test Date	2021/3/4
Test Mode	Mode 2: Transmit CDD_PoE Mode	Engineer	Ling Chen
Polarity	Vertical	Temperature (℃)	21.5
Test Condition	802.11g,Ant0+1,Ch 6,2.437G,BW20M	Humidity (%RH)	51.0

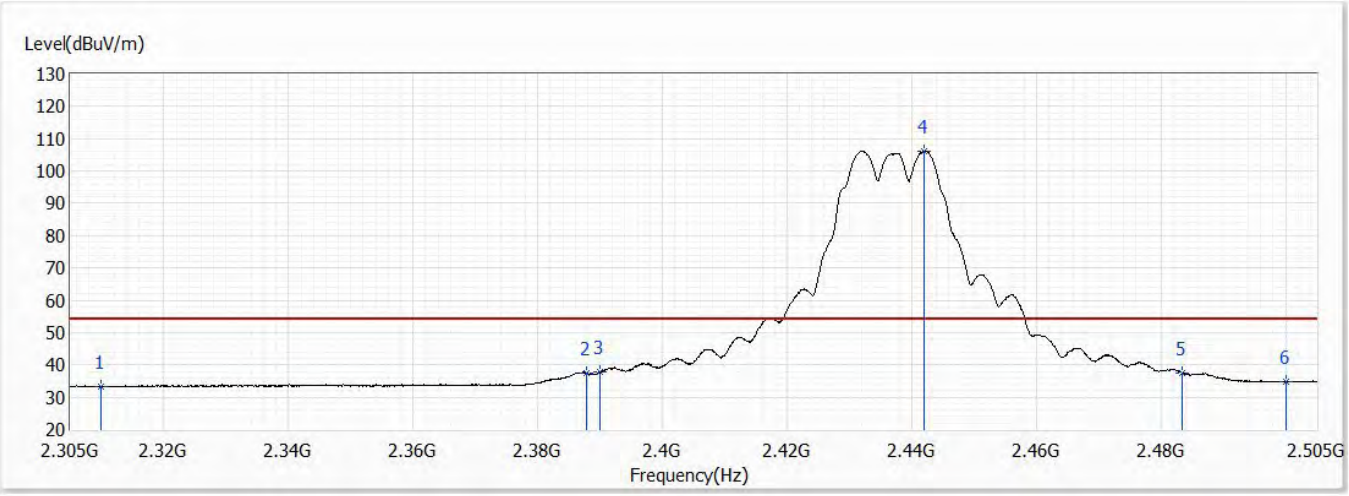

No	Frequency (MHz)	Emission Level (dBuV/m)	Limit (dBuV/m)	Margin (dB)	Reading Level (dBuV)	Correct Factor (dB)	Detector Type
1	2310.000	33.28	54.00	-20.72	20.13	13.15	AV
2	2387.800	37.63	54.00	-16.37	23.93	13.70	AV
3	2390.000	37.77	54.00	-16.23	24.07	13.70	AV
! 4	2442.000	106.23	54.00	52.23	92.16	14.07	AV
5	2483.500	37.48	54.00	-16.52	23.12	14.36	AV
6	2500.000	34.88	54.00	-19.12	20.40	14.48	AV

Note:

1. All reading above 1GHz is performed with peak and/or average measurements as necessary.
2. Emission Level = Reading Level + Correct Factor.
3. The average measurement was not performed when the peak measured data under the limit of average detection. If the readings given are average, peak measurement should also be supplied.
4. The fundamental for reference only, it’s not restricted by unwanted emission limit.

Model No	APL54X	Site	CB2-H
Test Voltage	AC 120V/60Hz	Test Date	2021/3/4
Test Mode	Mode 2: Transmit CDD_PoE Mode	Engineer	Ling Chen
Polarity	Horizontal	Temperature (℃)	21.5
Test Condition	802.11g,Ant0+1,Ch 11,2.462G,BW20M	Humidity (%RH)	51.0

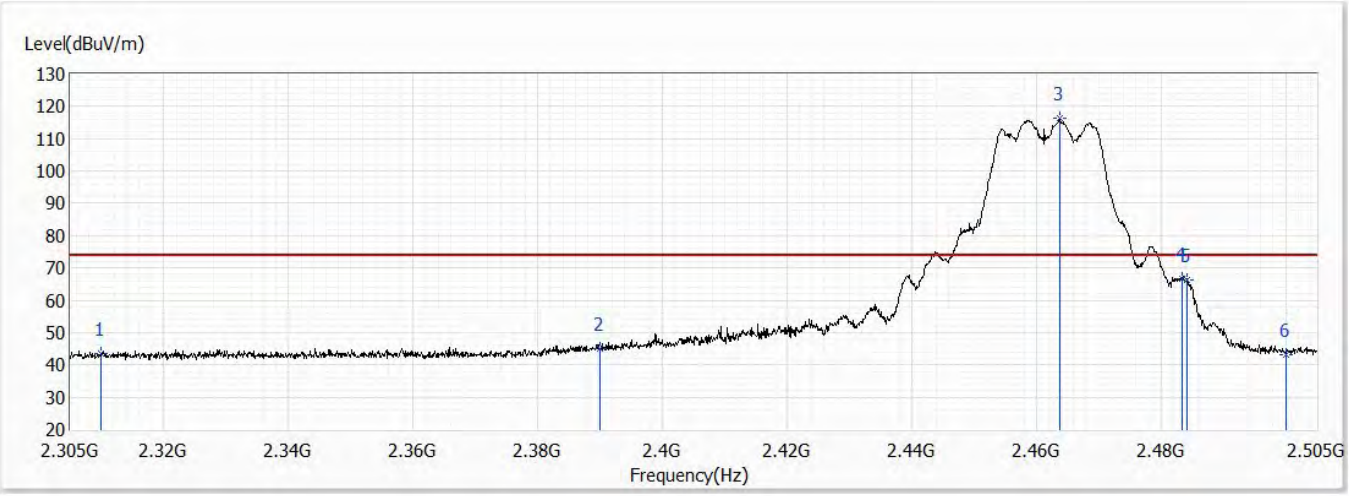

No	Frequency (MHz)	Emission Level (dBuV/m)	Limit (dBuV/m)	Margin (dB)	Reading Level (dBuV)	Correct Factor (dB)	Detector Type
1	2310.000	43.52	74.00	-30.48	30.37	13.15	PK
2	2390.000	45.17	74.00	-28.83	31.47	13.70	PK
! 3	2463.800	116.25	74.00	42.25	102.03	14.22	PK
4	2483.500	66.56	74.00	-7.44	52.20	14.36	PK
5	2484.200	66.43	74.00	-7.57	52.07	14.36	PK
6	2500.000	43.15	74.00	-30.85	28.67	14.48	PK

Note:

1. All reading above 1GHz is performed with peak and/or average measurements as necessary.
2. Emission Level = Reading Level + Correct Factor.
3. The average measurement was not performed when the peak measured data under the limit of average detection. If the readings given are average, peak measurement should also be supplied.
4. The fundamental for reference only, it’s not restricted by unwanted emission limit.

Model No	APL54X	Site	CB2-H
Test Voltage	AC 120V/60Hz	Test Date	2021/3/4
Test Mode	Mode 2: Transmit CDD_PoE Mode	Engineer	Ling Chen
Polarity	Horizontal	Temperature (℃)	21.5
Test Condition	802.11g,Ant0+1,Ch 11,2.462G,BW20M	Humidity (%RH)	51.0

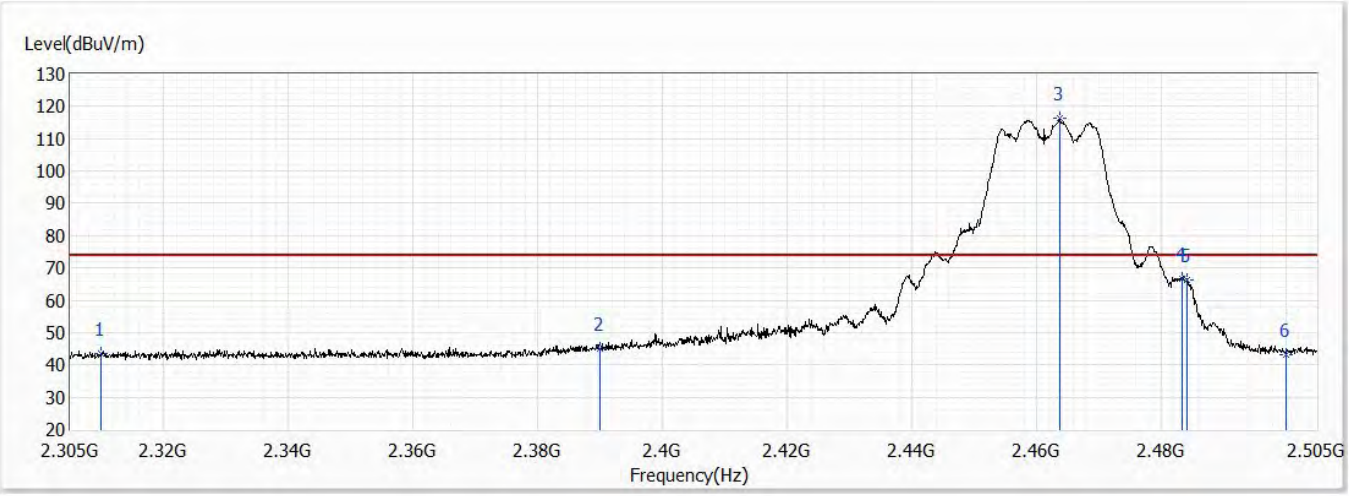

No	Frequency (MHz)	Emission Level (dBuV/m)	Limit (dBuV/m)	Margin (dB)	Reading Level (dBuV)	Correct Factor (dB)	Detector Type
1	2310.000	43.52	74.00	-30.48	30.37	13.15	PK
2	2390.000	45.17	74.00	-28.83	31.47	13.70	PK
! 3	2463.800	116.25	74.00	42.25	102.03	14.22	PK
4	2483.500	66.56	74.00	-7.44	52.20	14.36	PK
5	2484.200	66.43	74.00	-7.57	52.07	14.36	PK
6	2500.000	43.15	74.00	-30.85	28.67	14.48	PK

Note:

1. All reading above 1GHz is performed with peak and/or average measurements as necessary.
2. Emission Level = Reading Level + Correct Factor.
3. The average measurement was not performed when the peak measured data under the limit of average detection. If the readings given are average, peak measurement should also be supplied.
4. The fundamental for reference only, it’s not restricted by unwanted emission limit.

Model No	APL54X	Site	CB2-H
Test Voltage	AC 120V/60Hz	Test Date	2021/3/4
Test Mode	Mode 2: Transmit CDD_PoE Mode	Engineer	Ling Chen
Polarity	Vertical	Temperature (℃)	21.5
Test Condition	802.11g,Ant0+1,Ch 11,2.462G,BW20M	Humidity (%RH)	51.0

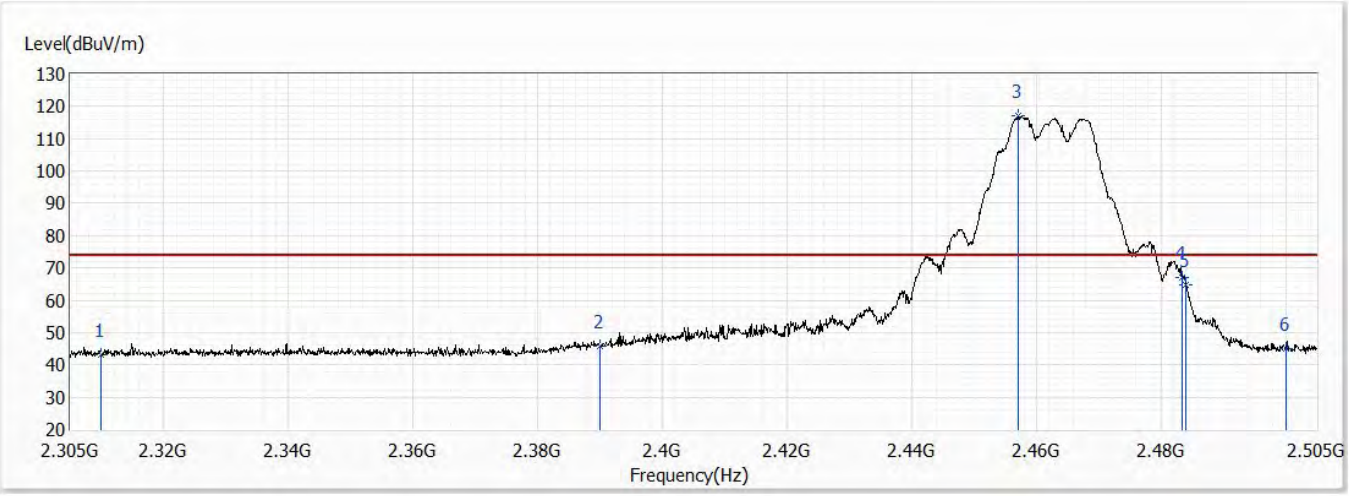

No	Frequency (MHz)	Emission Level (dBuV/m)	Limit (dBuV/m)	Margin (dB)	Reading Level (dBuV)	Correct Factor (dB)	Detector Type
1	2310.000	43.04	74.00	-30.96	29.89	13.15	PK
2	2390.000	45.91	74.00	-28.09	32.21	13.70	PK
! 3	2457.100	117.13	74.00	43.13	102.95	14.18	PK
4	2483.500	67.22	74.00	-6.78	52.86	14.36	PK
5	2484.000	64.66	74.00	-9.34	50.30	14.36	PK
6	2500.000	44.92	74.00	-29.08	30.44	14.48	PK

Note:

1. All reading above 1GHz is performed with peak and/or average measurements as necessary.
2. Emission Level = Reading Level + Correct Factor.
3. The average measurement was not performed when the peak measured data under the limit of average detection. If the readings given are average, peak measurement should also be supplied.
4. The fundamental for reference only, it’s not restricted by unwanted emission limit.

Model No	APL54X	Site	CB2-H
Test Voltage	AC 120V/60Hz	Test Date	2021/3/4
Test Mode	Mode 2: Transmit CDD_PoE Mode	Engineer	Ling Chen
Polarity	Vertical	Temperature (℃)	21.5
Test Condition	802.11g,Ant0+1,Ch 11,2.462G,BW20M	Humidity (%RH)	51.0

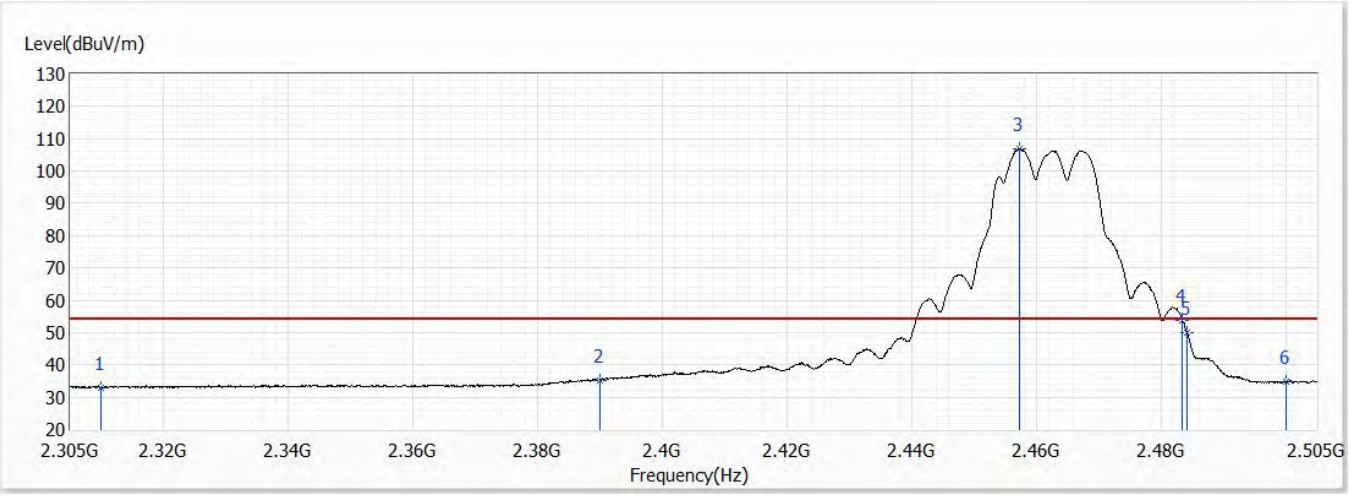

No	Frequency (MHz)	Emission Level (dBuV/m)	Limit (dBuV/m)	Margin (dB)	Reading Level (dBuV)	Correct Factor (dB)	Detector Type
1	2310.000	32.99	54.00	-21.01	19.84	13.15	AV
2	2390.000	35.36	54.00	-18.64	21.66	13.70	AV
! 3	2457.300	106.88	54.00	52.88	92.70	14.18	AV
4	2483.500	53.80	54.00	-0.20	39.44	14.36	AV
5	2484.200	49.90	54.00	-4.10	35.54	14.36	AV
6	2500.000	34.80	54.00	-19.20	20.32	14.48	AV

Note:

1. All reading above 1GHz is performed with peak and/or average measurements as necessary.
2. Emission Level = Reading Level + Correct Factor.
3. The average measurement was not performed when the peak measured data under the limit of average detection. If the readings given are average, peak measurement should also be supplied.
4. The fundamental for reference only, it’s not restricted by unwanted emission limit.

Model No	APL54X	Site	CB2-H
Test Voltage	AC 120V/60Hz	Test Date	2021/3/7
Test Mode	Mode 3: Transmit RU Full_PoE Mode	Engineer	Scott Chang
Polarity	Horizontal	Temperature (℃)	21.5
Test Condition	802.11ax,Ant0+1,Ch 1,2.412G,BW20M	Humidity (%RH)	51.0

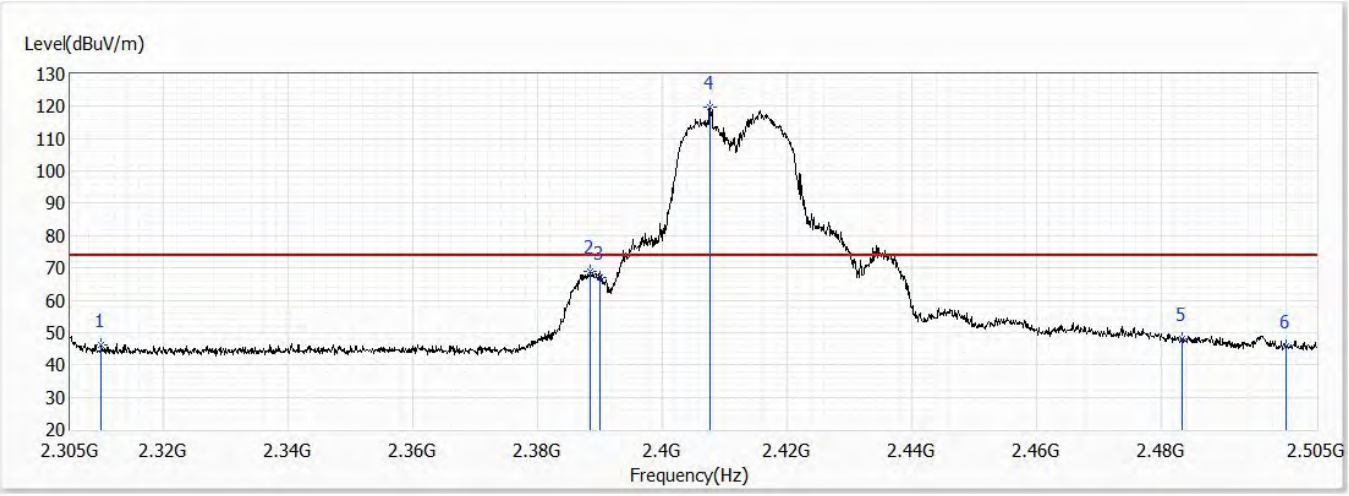

No	Frequency (MHz)	Emission Level (dBuV/m)	Limit (dBuV/m)	Margin (dB)	Reading Level (dBuV)	Correct Factor (dB)	Detector Type
1	2310.000	45.99	74.00	-28.01	32.84	13.15	PK
2	2388.500	69.08	74.00	-4.92	55.38	13.70	PK
3	2390.000	67.22	74.00	-6.78	53.52	13.70	PK
! 4	2407.700	119.78	74.00	45.78	105.95	13.83	PK
5	2483.500	48.09	74.00	-25.91	33.73	14.36	PK
6	2500.000	45.74	74.00	-28.26	31.26	14.48	PK

Note:

1. All reading above 1GHz is performed with peak and/or average measurements as necessary.
2. Emission Level = Reading Level + Correct Factor.
3. The average measurement was not performed when the peak measured data under the limit of average detection. If the readings given are average, peak measurement should also be supplied.
4. The fundamental for reference only, it’s not restricted by unwanted emission limit.

Model No	APL54X	Site	CB2-H
Test Voltage	AC 120V/60Hz	Test Date	2021/3/7
Test Mode	Mode 3: Transmit RU Full_PoE Mode	Engineer	Scott Chang
Polarity	Horizontal	Temperature (℃)	21.5
Test Condition	802.11ax,Ant0+1,Ch 1,2.412G,BW20M	Humidity (%RH)	51.0

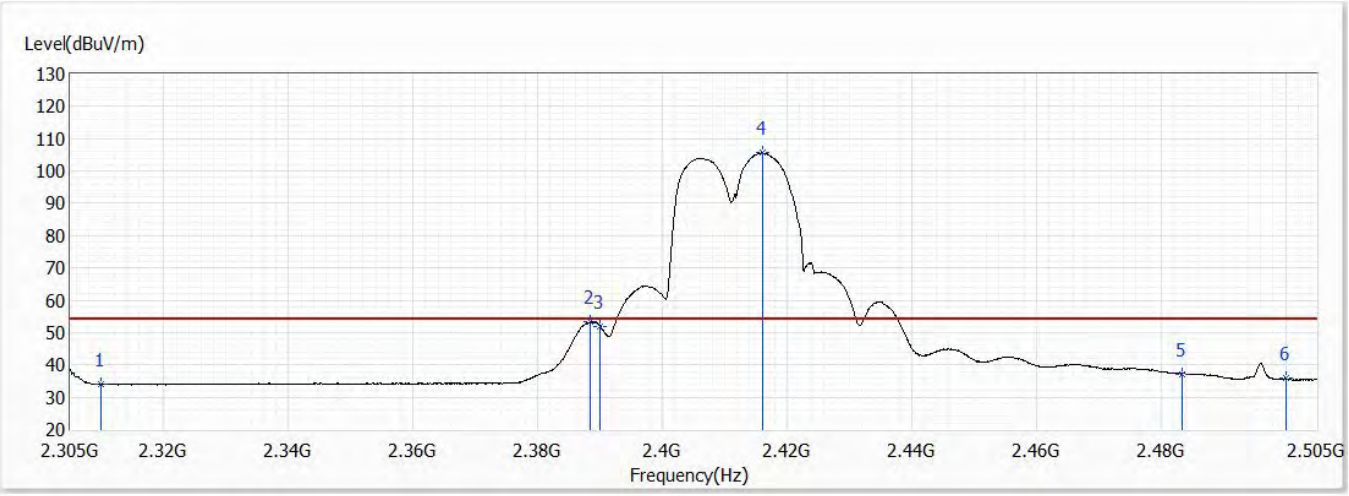

No	Frequency (MHz)	Emission Level (dBuV/m)	Limit (dBuV/m)	Margin (dB)	Reading Level (dBuV)	Correct Factor (dB)	Detector Type
1	2310.000	33.95	54.00	-20.05	20.80	13.15	AV
2	2388.500	53.27	54.00	-0.73	39.57	13.70	AV
3	2390.000	51.98	54.00	-2.02	38.28	13.70	AV
! 4	2416.000	105.60	54.00	51.60	91.71	13.89	AV
5	2483.500	37.25	54.00	-16.75	22.89	14.36	AV
6	2500.000	35.84	54.00	-18.16	21.36	14.48	AV

Note:

1. All reading above 1GHz is performed with peak and/or average measurements as necessary.
2. Emission Level = Reading Level + Correct Factor.
3. The average measurement was not performed when the peak measured data under the limit of average detection. If the readings given are average, peak measurement should also be supplied.
4. The fundamental for reference only, it’s not restricted by unwanted emission limit.

Model No	APL54X	Site	CB2-H
Test Voltage	AC 120V/60Hz	Test Date	2021/3/7
Test Mode	Mode 3: Transmit RU Full_PoE Mode	Engineer	Scott Chang
Polarity	Vertical	Temperature (℃)	21.5
Test Condition	802.11ax,Ant0+1,Ch 1,2.412G,BW20M	Humidity (%RH)	51.0

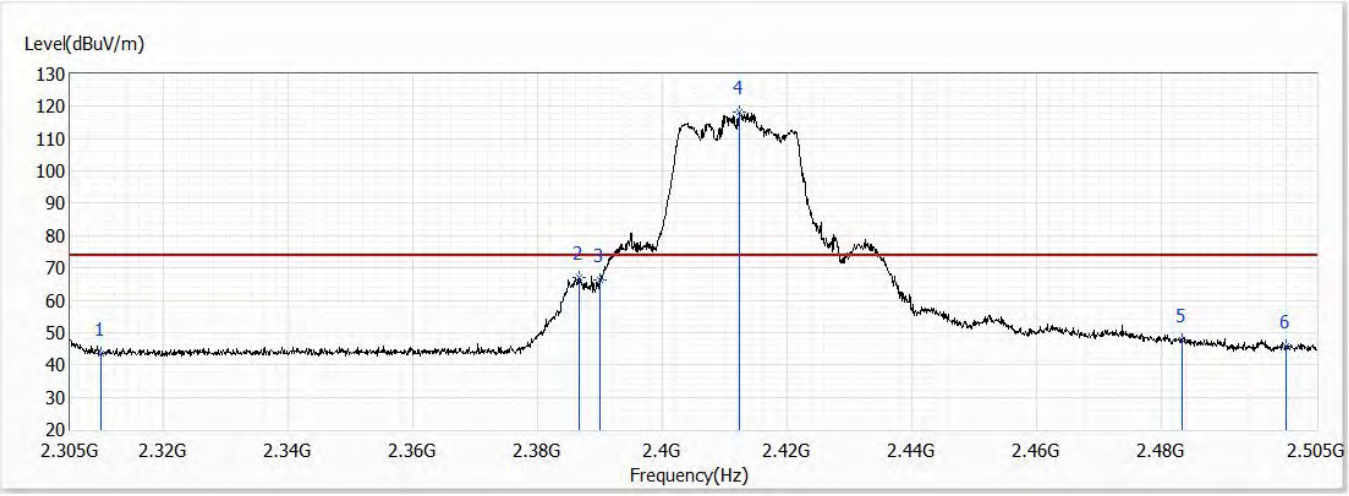

No	Frequency (MHz)	Emission Level (dBuV/m)	Limit (dBuV/m)	Margin (dB)	Reading Level (dBuV)	Correct Factor (dB)	Detector Type
1	2310.000	43.68	74.00	-30.32	30.53	13.15	PK
2	2386.600	67.15	74.00	-6.85	53.47	13.68	PK
3	2390.000	66.43	74.00	-7.57	52.73	13.70	PK
! 4	2412.300	118.43	74.00	44.43	104.57	13.86	PK
5	2483.500	47.63	74.00	-26.37	33.27	14.36	PK
6	2500.000	45.72	74.00	-28.28	31.24	14.48	PK

Note:

1. All reading above 1GHz is performed with peak and/or average measurements as necessary.
2. Emission Level = Reading Level + Correct Factor.
3. The average measurement was not performed when the peak measured data under the limit of average detection. If the readings given are average, peak measurement should also be supplied.
4. The fundamental for reference only, it’s not restricted by unwanted emission limit.

Model No	APL54X	Site	CB2-H
Test Voltage	AC 120V/60Hz	Test Date	2021/3/7
Test Mode	Mode 3: Transmit RU Full_PoE Mode	Engineer	Scott Chang
Polarity	Vertical	Temperature (℃)	21.5
Test Condition	802.11ax,Ant0+1,Ch 1,2.412G,BW20M	Humidity (%RH)	51.0

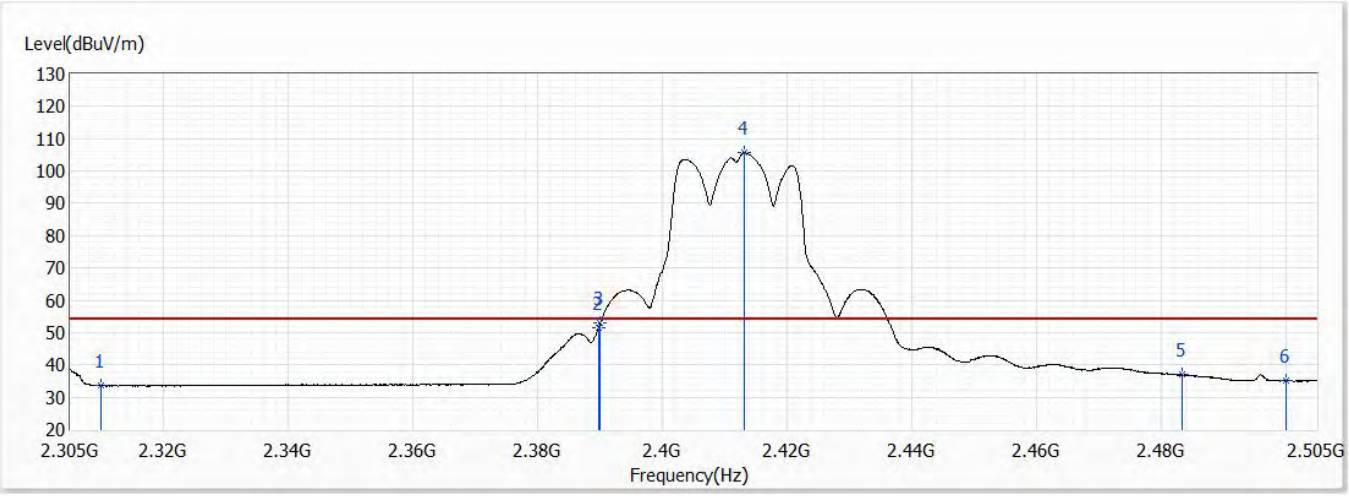

No	Frequency (MHz)	Emission Level (dBuV/m)	Limit (dBuV/m)	Margin (dB)	Reading Level (dBuV)	Correct Factor (dB)	Detector Type
1	2310.000	33.55	54.00	-20.45	20.40	13.15	AV
2	2389.700	51.32	54.00	-2.68	37.62	13.70	AV
3	2390.000	52.83	54.00	-1.17	39.13	13.70	AV
! 4	2413.100	105.64	54.00	51.64	91.77	13.87	AV
5	2483.500	36.88	54.00	-17.12	22.52	14.36	AV
6	2500.000	35.32	54.00	-18.68	20.84	14.48	AV

Note:

1. All reading above 1GHz is performed with peak and/or average measurements as necessary.
2. Emission Level = Reading Level + Correct Factor.
3. The average measurement was not performed when the peak measured data under the limit of average detection. If the readings given are average, peak measurement should also be supplied.
4. The fundamental for reference only, it’s not restricted by unwanted emission limit.

Model No	APL54X	Site	CB2-H
Test Voltage	AC 120V/60Hz	Test Date	2021/3/7
Test Mode	Mode 3: Transmit RU Full_PoE Mode	Engineer	Scott Chang
Polarity	Horizontal	Temperature (℃)	21.5
Test Condition	802.11ax,Ant0+1,Ch 6,2.437G,BW20M	Humidity (%RH)	51.0

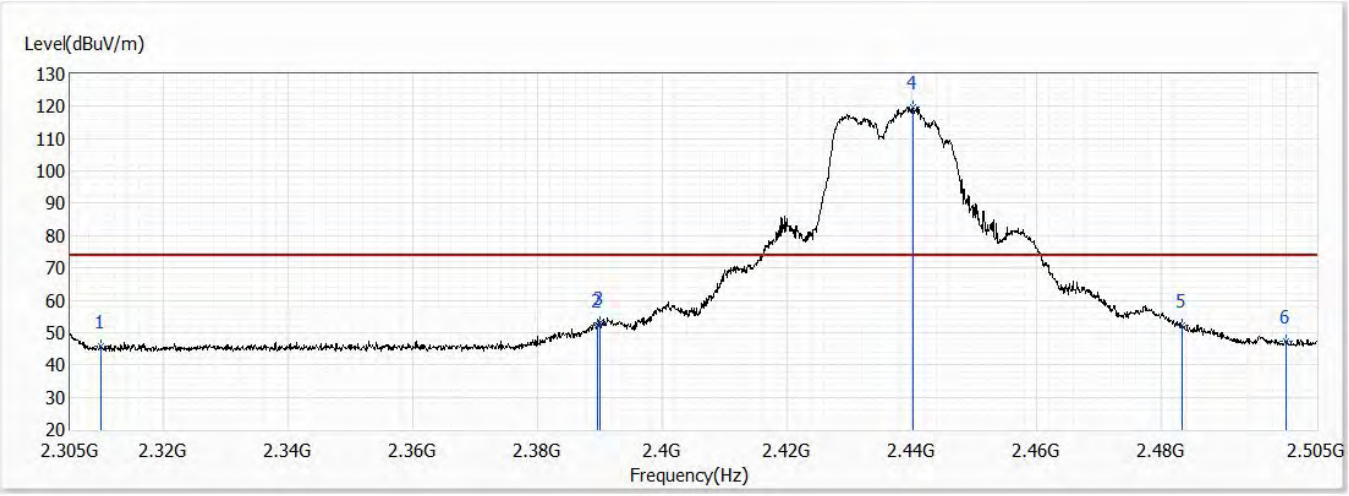

No	Frequency (MHz)	Emission Level (dBuV/m)	Limit (dBuV/m)	Margin (dB)	Reading Level (dBuV)	Correct Factor (dB)	Detector Type
1	2310.000	45.68	74.00	-28.32	32.53	13.15	PK
2	2389.600	52.33	74.00	-21.67	38.63	13.70	PK
3	2390.000	52.99	74.00	-21.01	39.29	13.70	PK
! 4	2440.200	119.81	74.00	45.81	105.76	14.05	PK
5	2483.500	52.43	74.00	-21.57	38.07	14.36	PK
6	2500.000	47.25	74.00	-26.75	32.77	14.48	PK

Note:

1. All reading above 1GHz is performed with peak and/or average measurements as necessary.
2. Emission Level = Reading Level + Correct Factor.
3. The average measurement was not performed when the peak measured data under the limit of average detection. If the readings given are average, peak measurement should also be supplied.
4. The fundamental for reference only, it’s not restricted by unwanted emission limit.

Model No	APL54X	Site	CB2-H
Test Voltage	AC 120V/60Hz	Test Date	2021/3/7
Test Mode	Mode 3: Transmit RU Full_PoE Mode	Engineer	Scott Chang
Polarity	Horizontal	Temperature (℃)	21.5
Test Condition	802.11ax,Ant0+1,Ch 6,2.437G,BW20M	Humidity (%RH)	51.0

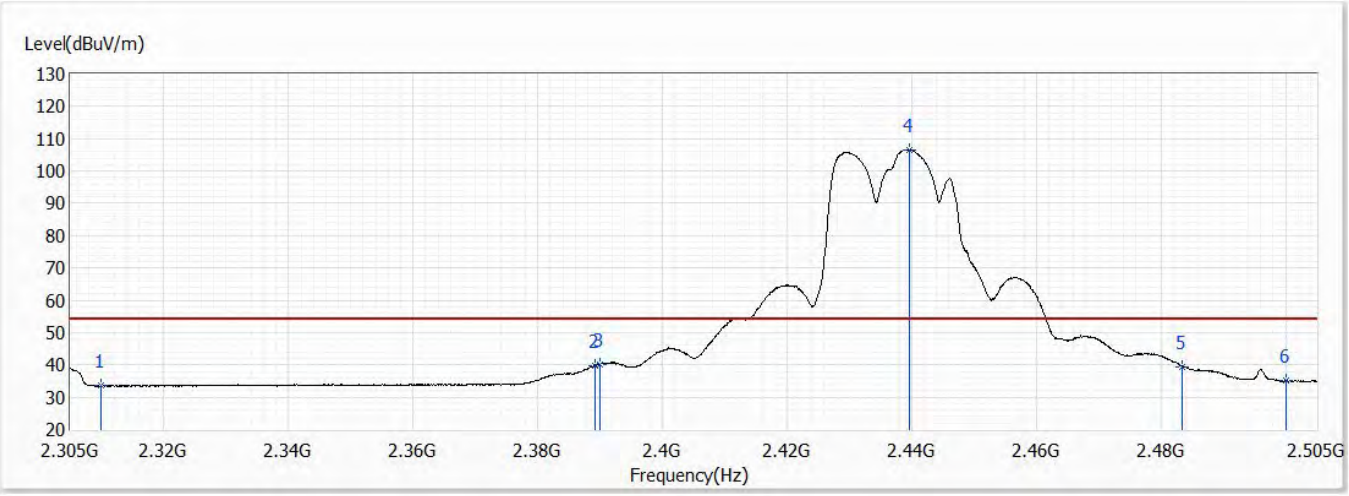

No	Frequency (MHz)	Emission Level (dBuV/m)	Limit (dBuV/m)	Margin (dB)	Reading Level (dBuV)	Correct Factor (dB)	Detector Type
1	2310.000	33.59	54.00	-20.41	20.44	13.15	AV
2	2389.200	39.81	54.00	-14.19	26.11	13.70	AV
3	2390.000	40.23	54.00	-13.77	26.53	13.70	AV
! 4	2439.600	106.62	54.00	52.62	92.57	14.05	AV
5	2483.500	39.50	54.00	-14.50	25.14	14.36	AV
6	2500.000	35.09	54.00	-18.91	20.61	14.48	AV

Note:

1. All reading above 1GHz is performed with peak and/or average measurements as necessary.
2. Emission Level = Reading Level + Correct Factor.
3. The average measurement was not performed when the peak measured data under the limit of average detection. If the readings given are average, peak measurement should also be supplied.
4. The fundamental for reference only, it’s not restricted by unwanted emission limit.

Model No	APL54X	Site	CB2-H
Test Voltage	AC 120V/60Hz	Test Date	2021/3/7
Test Mode	Mode 3: Transmit RU Full_PoE Mode	Engineer	Scott Chang
Polarity	Vertical	Temperature (℃)	21.5
Test Condition	802.11ax,Ant0+1,Ch 6,2.437G,BW20M	Humidity (%RH)	51.0

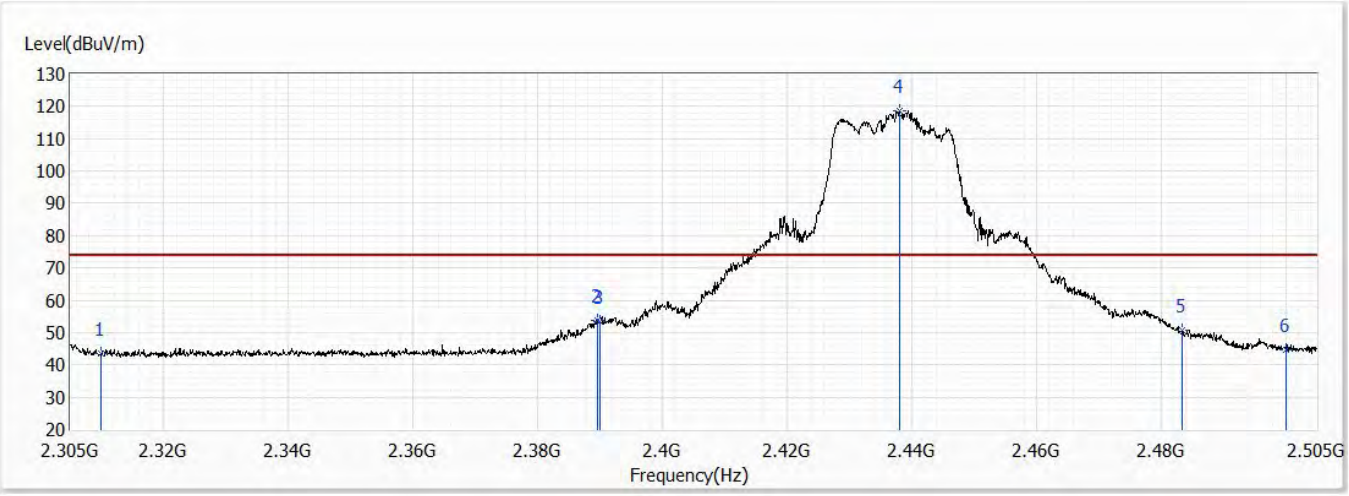

No	Frequency (MHz)	Emission Level (dBuV/m)	Limit (dBuV/m)	Margin (dB)	Reading Level (dBuV)	Correct Factor (dB)	Detector Type
1	2310.000	43.39	74.00	-30.61	30.24	13.15	PK
2	2389.500	53.67	74.00	-20.33	39.97	13.70	PK
3	2390.000	53.30	74.00	-20.70	39.60	13.70	PK
! 4	2438.000	118.55	74.00	44.55	104.50	14.05	PK
5	2483.500	50.88	74.00	-23.12	36.52	14.36	PK
6	2500.000	44.69	74.00	-29.31	30.21	14.48	PK

Note:

1. All reading above 1GHz is performed with peak and/or average measurements as necessary.
2. Emission Level = Reading Level + Correct Factor.
3. The average measurement was not performed when the peak measured data under the limit of average detection. If the readings given are average, peak measurement should also be supplied.
4. The fundamental for reference only, it’s not restricted by unwanted emission limit.

Model No	APL54X	Site	CB2-H
Test Voltage	AC 120V/60Hz	Test Date	2021/3/7
Test Mode	Mode 3: Transmit RU Full_PoE Mode	Engineer	Scott Chang
Polarity	Vertical	Temperature (℃)	21.5
Test Condition	802.11ax,Ant0+1,Ch 6,2.437G,BW20M	Humidity (%RH)	51.0

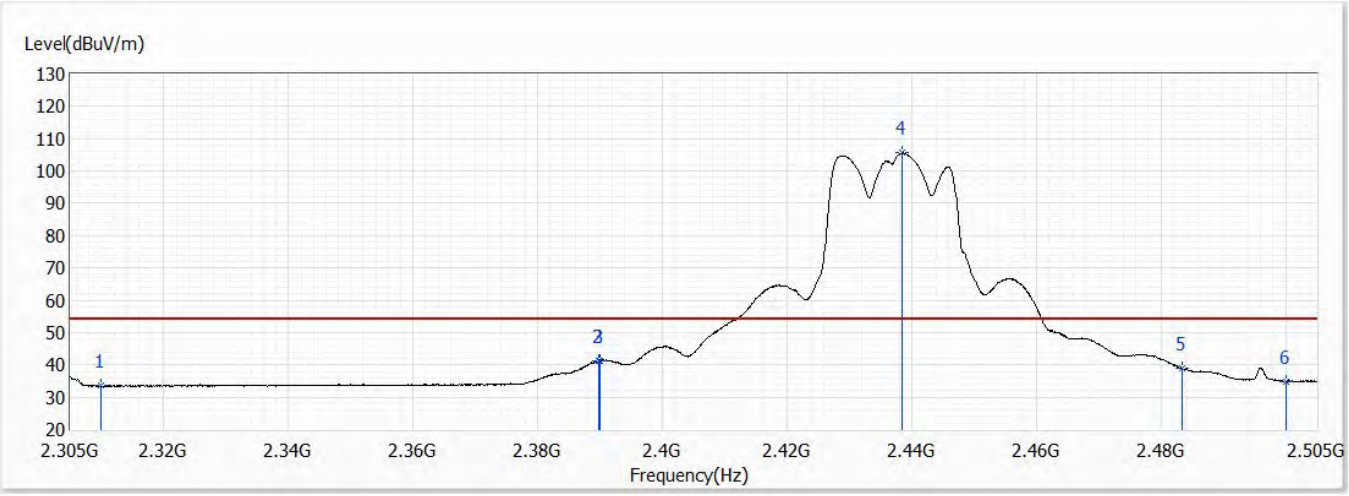

No	Frequency (MHz)	Emission Level (dBuV/m)	Limit (dBuV/m)	Margin (dB)	Reading Level (dBuV)	Correct Factor (dB)	Detector Type
1	2310.000	33.49	54.00	-20.51	20.34	13.15	AV
2	2389.700	41.17	54.00	-12.83	27.47	13.70	AV
3	2390.000	41.19	54.00	-12.81	27.49	13.70	AV
! 4	2438.400	105.58	54.00	51.58	91.53	14.05	AV
5	2483.500	38.83	54.00	-15.17	24.47	14.36	AV
6	2500.000	34.95	54.00	-19.05	20.47	14.48	AV

Note:

1. All reading above 1GHz is performed with peak and/or average measurements as necessary.
2. Emission Level = Reading Level + Correct Factor.
3. The average measurement was not performed when the peak measured data under the limit of average detection. If the readings given are average, peak measurement should also be supplied.
4. The fundamental for reference only, it’s not restricted by unwanted emission limit.

Model No	APL54X	Site	CB2-H
Test Voltage	AC 120V/60Hz	Test Date	2021/3/7
Test Mode	Mode 3: Transmit RU Full_PoE Mode	Engineer	Scott Chang
Polarity	Horizontal	Temperature (℃)	21.5
Test Condition	802.11ax,Ant0+1,Ch 11,2.462G,BW20M	Humidity (%RH)	51.0

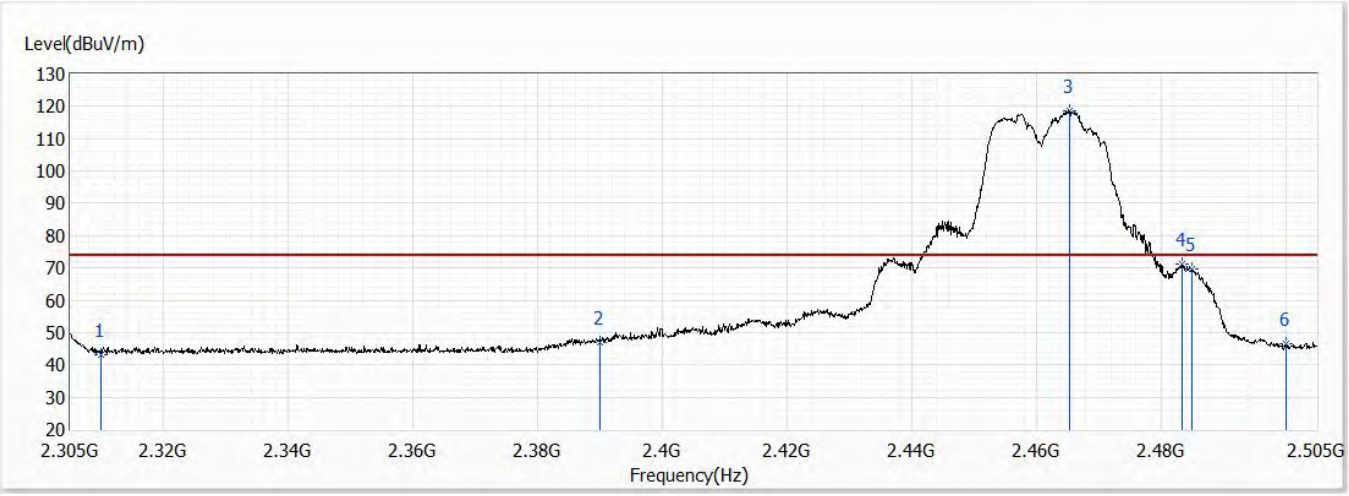

No	Frequency (MHz)	Emission Level (dBuV/m)	Limit (dBuV/m)	Margin (dB)	Reading Level (dBuV)	Correct Factor (dB)	Detector Type
1	2310.000	43.26	74.00	-30.74	30.11	13.15	PK
2	2390.000	46.84	74.00	-27.16	33.14	13.70	PK
! 3	2465.300	118.46	74.00	44.46	104.22	14.24	PK
4	2483.500	71.30	74.00	-2.70	56.94	14.36	PK
5	2484.900	69.60	74.00	-4.40	55.23	14.37	PK
6	2500.000	46.40	74.00	-27.60	31.92	14.48	PK

Note:

1. All reading above 1GHz is performed with peak and/or average measurements as necessary.
2. Emission Level = Reading Level + Correct Factor.
3. The average measurement was not performed when the peak measured data under the limit of average detection. If the readings given are average, peak measurement should also be supplied.
4. The fundamental for reference only, it’s not restricted by unwanted emission limit.

Model No	APL54X	Site	CB2-H
Test Voltage	AC 120V/60Hz	Test Date	2021/3/7
Test Mode	Mode 3: Transmit RU Full_PoE Mode	Engineer	Scott Chang
Polarity	Horizontal	Temperature (℃)	21.5
Test Condition	802.11ax,Ant0+1,Ch 11,2.462G,BW20M	Humidity (%RH)	51.0

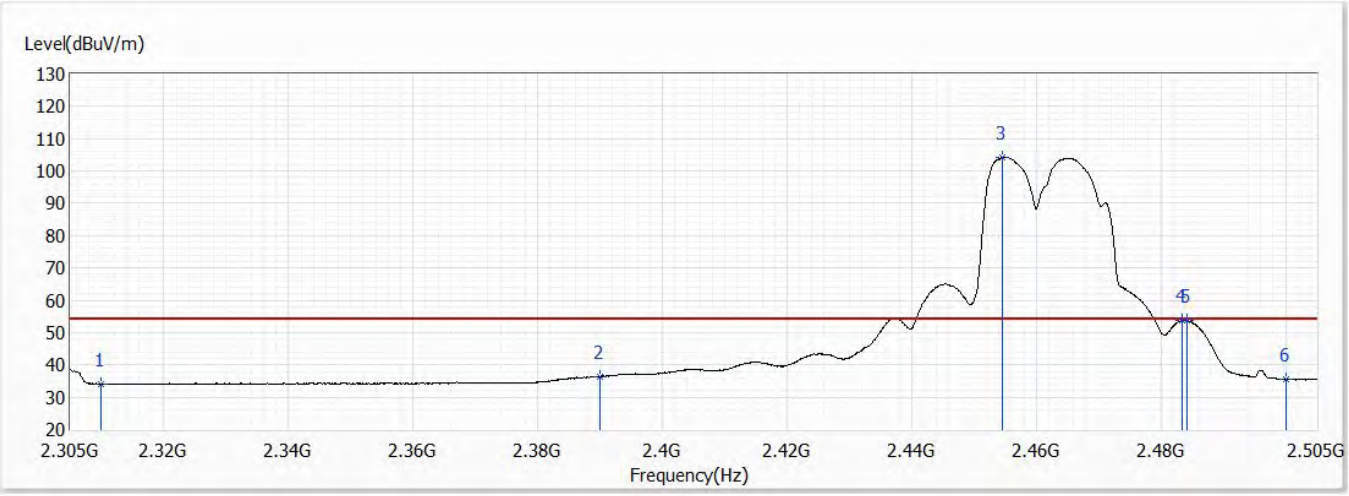

No	Frequency (MHz)	Emission Level (dBuV/m)	Limit (dBuV/m)	Margin (dB)	Reading Level (dBuV)	Correct Factor (dB)	Detector Type
1	2310.000	34.00	54.00	-20.00	20.85	13.15	AV
2	2390.000	36.39	54.00	-17.61	22.69	13.70	AV
! 3	2454.600	104.37	54.00	50.37	90.21	14.16	AV
4	2483.500	53.67	54.00	-0.33	39.31	14.36	AV
5	2484.200	53.69	54.00	-0.31	39.33	14.36	AV
6	2500.000	35.50	54.00	-18.50	21.02	14.48	AV

Note:

1. All reading above 1GHz is performed with peak and/or average measurements as necessary.
2. Emission Level = Reading Level + Correct Factor.
3. The average measurement was not performed when the peak measured data under the limit of average detection. If the readings given are average, peak measurement should also be supplied.
4. The fundamental for reference only, it’s not restricted by unwanted emission limit.

Model No	APL54X	Site	CB2-H
Test Voltage	AC 120V/60Hz	Test Date	2021/3/7
Test Mode	Mode 3: Transmit RU Full_PoE Mode	Engineer	Scott Chang
Polarity	Vertical	Temperature (℃)	21.5
Test Condition	802.11ax,Ant0+1,Ch 11,2.462G,BW20M	Humidity (%RH)	51.0

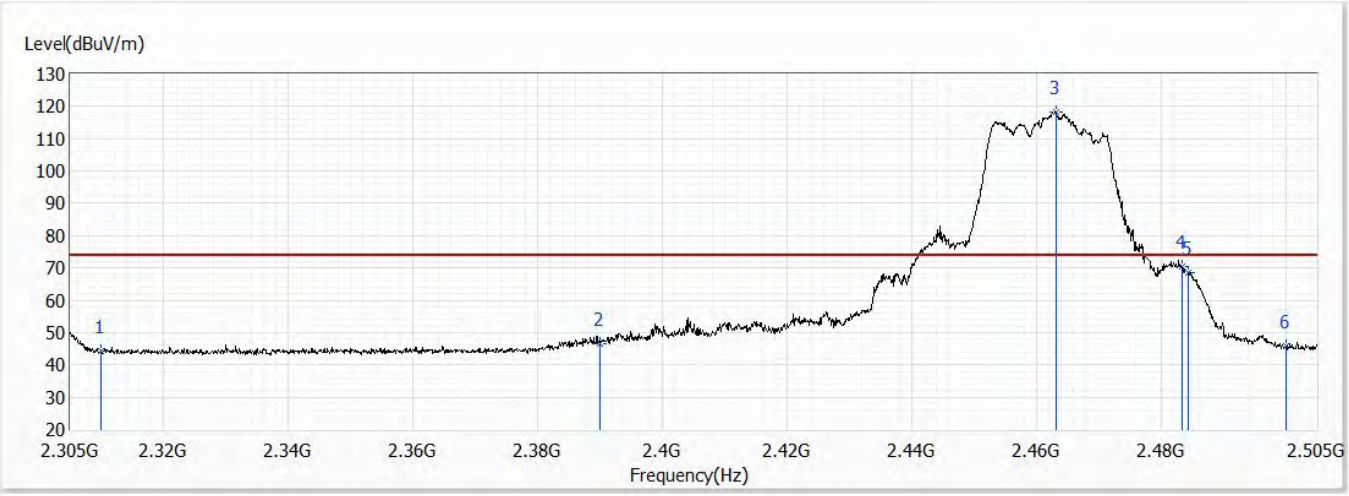

No	Frequency (MHz)	Emission Level (dBuV/m)	Limit (dBuV/m)	Margin (dB)	Reading Level (dBuV)	Correct Factor (dB)	Detector Type
1	2310.000	44.25	74.00	-29.75	31.10	13.15	PK
2	2390.000	46.67	74.00	-27.33	32.97	13.70	PK
! 3	2463.100	118.28	74.00	44.28	104.06	14.22	PK
4	2483.500	70.50	74.00	-3.50	56.14	14.36	PK
5	2484.300	68.38	74.00	-5.62	54.02	14.36	PK
6	2500.000	45.87	74.00	-28.13	31.39	14.48	PK

Note:

1. All reading above 1GHz is performed with peak and/or average measurements as necessary.
2. Emission Level = Reading Level + Correct Factor.
3. The average measurement was not performed when the peak measured data under the limit of average detection. If the readings given are average, peak measurement should also be supplied.
4. The fundamental for reference only, it’s not restricted by unwanted emission limit.

Model No	APL54X	Site	CB2-H
Test Voltage	AC 120V/60Hz	Test Date	2021/3/7
Test Mode	Mode 3: Transmit RU Full_PoE Mode	Engineer	Scott Chang
Polarity	Vertical	Temperature (℃)	21.5
Test Condition	802.11ax,Ant0+1,Ch 11,2.462G,BW20M	Humidity (%RH)	51.0

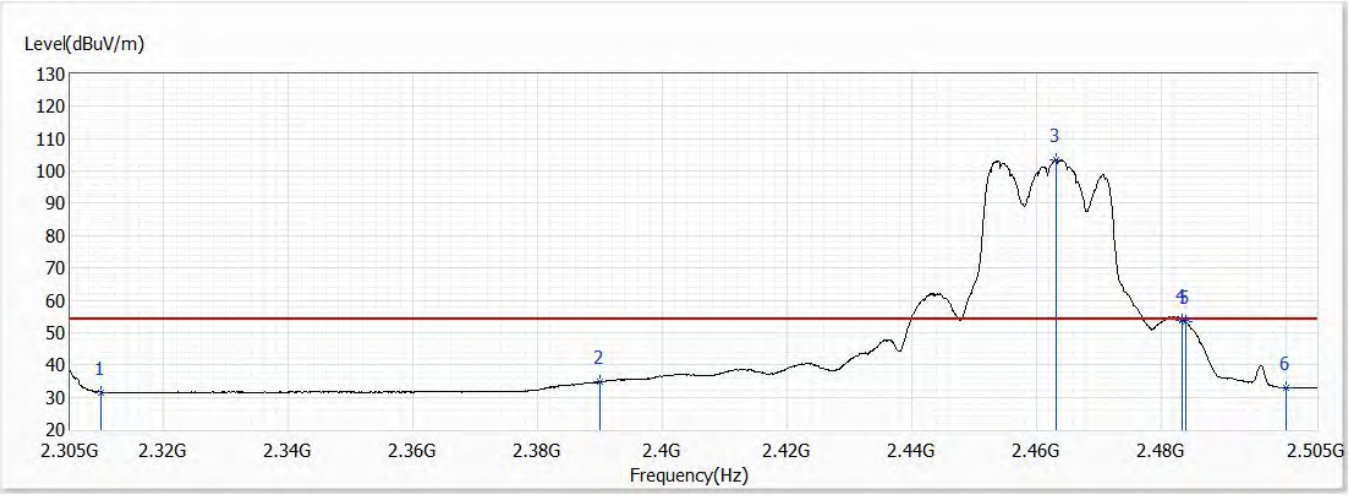

No	Frequency (MHz)	Emission Level (dBuV/m)	Limit (dBuV/m)	Margin (dB)	Reading Level (dBuV)	Correct Factor (dB)	Detector Type
1	2310.000	31.56	54.00	-22.44	18.41	13.15	AV
2	2390.000	34.70	54.00	-19.30	21.00	13.70	AV
! 3	2463.100	103.39	54.00	49.39	89.17	14.22	AV
4	2483.500	53.76	54.00	-0.24	39.40	14.36	AV
5	2484.000	53.31	54.00	-0.69	38.95	14.36	AV
6	2500.000	32.91	54.00	-21.09	18.43	14.48	AV

Note:

1. All reading above 1GHz is performed with peak and/or average measurements as necessary.
2. Emission Level = Reading Level + Correct Factor.
3. The average measurement was not performed when the peak measured data under the limit of average detection. If the readings given are average, peak measurement should also be supplied.
4. The fundamental for reference only, it’s not restricted by unwanted emission limit.

Model No	APL54X	Site	CB2-H
Test Voltage	AC 120V/60Hz	Test Date	2021/3/7
Test Mode	Mode 3: Transmit RU Full_PoE Mode	Engineer	Scott Chang
Polarity	Horizontal	Temperature (℃)	21.5
Test Condition	802.11ax,Ant0+1,Ch 3,2.422G,BW40M	Humidity (%RH)	51.0

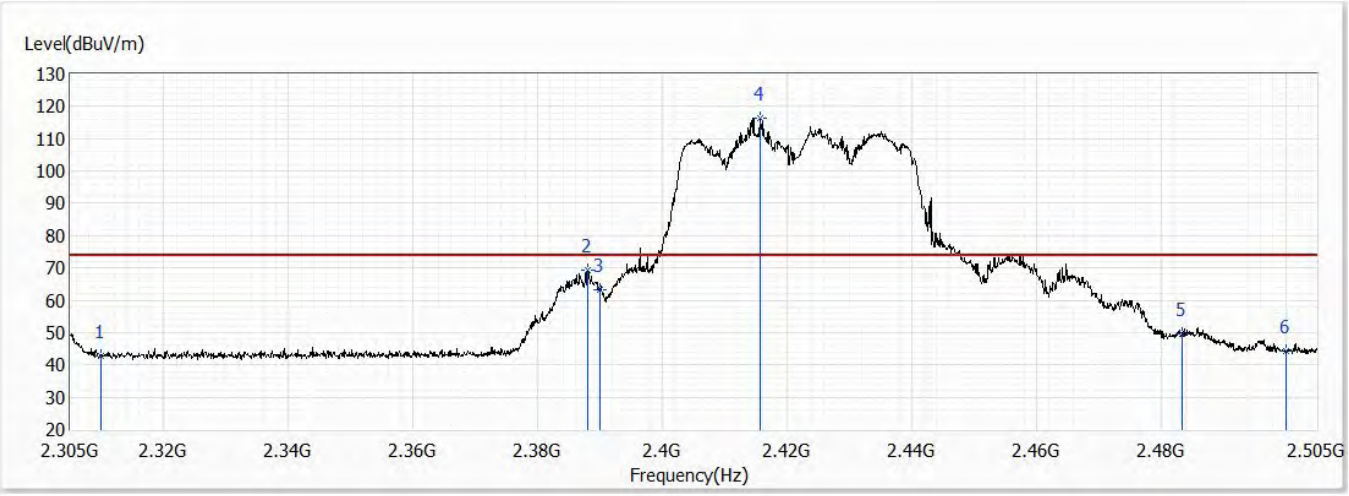

No	Frequency (MHz)	Emission Level (dBuV/m)	Limit (dBuV/m)	Margin (dB)	Reading Level (dBuV)	Correct Factor (dB)	Detector Type
1	2310.000	42.85	74.00	-31.15	29.70	13.15	PK
2	2388.100	69.17	74.00	-4.83	55.47	13.70	PK
3	2390.000	63.39	74.00	-10.61	49.69	13.70	PK
! 4	2415.600	116.51	74.00	42.51	102.62	13.89	PK
5	2483.500	49.70	74.00	-24.30	35.34	14.36	PK
6	2500.000	44.09	74.00	-29.91	29.61	14.48	PK

Note:

1. All reading above 1GHz is performed with peak and/or average measurements as necessary.
2. Emission Level = Reading Level + Correct Factor.
3. The average measurement was not performed when the peak measured data under the limit of average detection. If the readings given are average, peak measurement should also be supplied.
4. The fundamental for reference only, it’s not restricted by unwanted emission limit.

Model No	APL54X	Site	CB2-H
Test Voltage	AC 120V/60Hz	Test Date	2021/3/7
Test Mode	Mode 3: Transmit RU Full_PoE Mode	Engineer	Scott Chang
Polarity	Horizontal	Temperature (℃)	21.5
Test Condition	802.11ax,Ant0+1,Ch 3,2.422G,BW40M	Humidity (%RH)	51.0

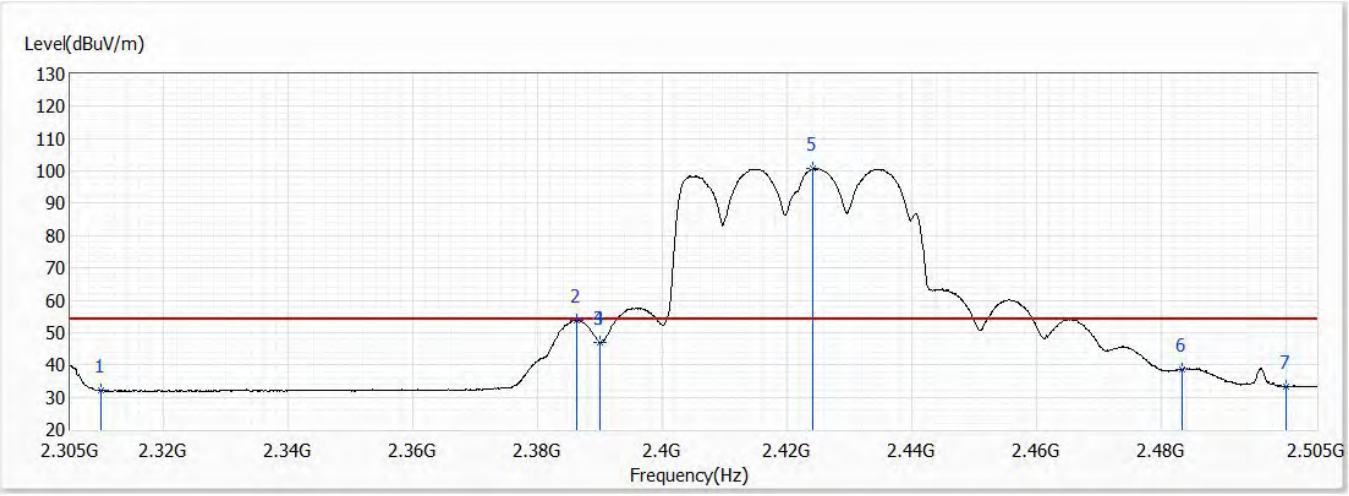

No	Frequency (MHz)	Emission Level (dBuV/m)	Limit (dBuV/m)	Margin (dB)	Reading Level (dBuV)	Correct Factor (dB)	Detector Type
1	2310.000	31.98	54.00	-22.02	18.83	13.15	AV
2	2386.200	53.65	54.00	-0.35	39.97	13.68	AV
3	2390.000	46.85	54.00	-7.15	33.15	13.70	AV
4	2390.000	46.85	54.00	-7.15	33.15	13.70	AV
! 5	2424.200	100.90	54.00	46.90	86.95	13.95	AV
6	2483.500	38.62	54.00	-15.38	24.26	14.36	AV
7	2500.000	33.36	54.00	-20.64	18.88	14.48	AV

Note:

1. All reading above 1GHz is performed with peak and/or average measurements as necessary.
2. Emission Level = Reading Level + Correct Factor.
3. The average measurement was not performed when the peak measured data under the limit of average detection. If the readings given are average, peak measurement should also be supplied.
4. The fundamental for reference only, it’s not restricted by unwanted emission limit.

Model No	APL54X	Site	CB2-H
Test Voltage	AC 120V/60Hz	Test Date	2021/3/7
Test Mode	Mode 3: Transmit RU Full_PoE Mode	Engineer	Scott Chang
Polarity	Vertical	Temperature (℃)	21.5
Test Condition	802.11ax,Ant0+1,Ch 3,2.422G,BW40M	Humidity (%RH)	51.0

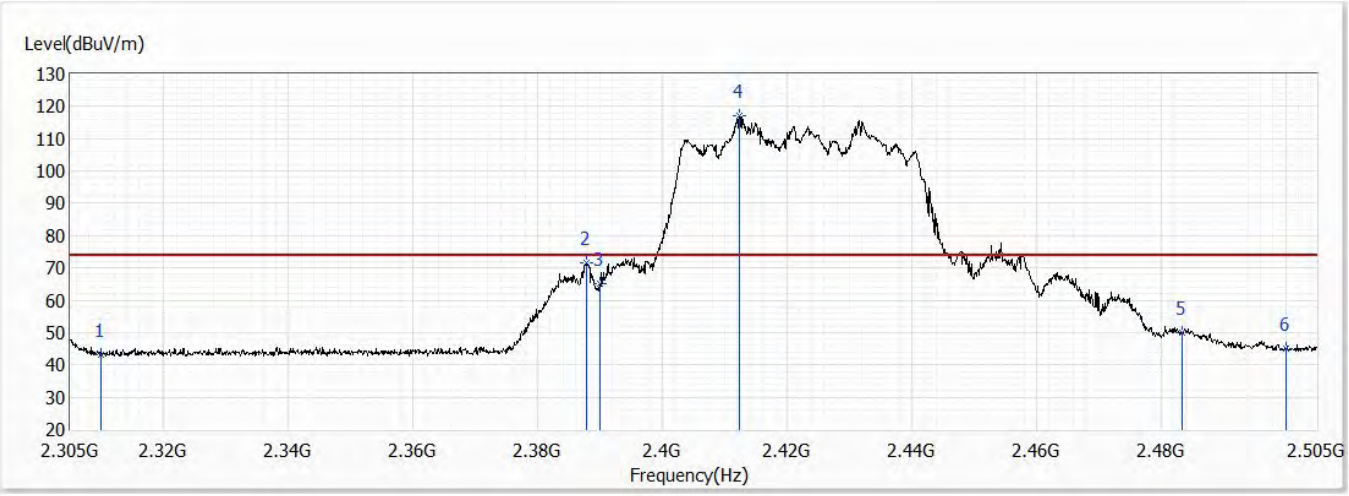

No	Frequency (MHz)	Emission Level (dBuV/m)	Limit (dBuV/m)	Margin (dB)	Reading Level (dBuV)	Correct Factor (dB)	Detector Type
1	2310.000	43.08	74.00	-30.92	29.93	13.15	PK
2	2387.900	71.46	74.00	-2.54	57.76	13.70	PK
3	2390.000	65.27	74.00	-8.73	51.57	13.70	PK
! 4	2412.400	116.95	74.00	42.95	103.09	13.86	PK
5	2483.500	49.93	74.00	-24.07	35.57	14.36	PK
6	2500.000	45.11	74.00	-28.89	30.63	14.48	PK

Note:

1. All reading above 1GHz is performed with peak and/or average measurements as necessary.
2. Emission Level = Reading Level + Correct Factor.
3. The average measurement was not performed when the peak measured data under the limit of average detection. If the readings given are average, peak measurement should also be supplied.
4. The fundamental for reference only, it’s not restricted by unwanted emission limit.

Model No	APL54X	Site	CB2-H
Test Voltage	AC 120V/60Hz	Test Date	2021/3/7
Test Mode	Mode 3: Transmit RU Full_PoE Mode	Engineer	Scott Chang
Polarity	Vertical	Temperature (℃)	21.5
Test Condition	802.11ax,Ant0+1,Ch 3,2.422G,BW40M	Humidity (%RH)	51.0

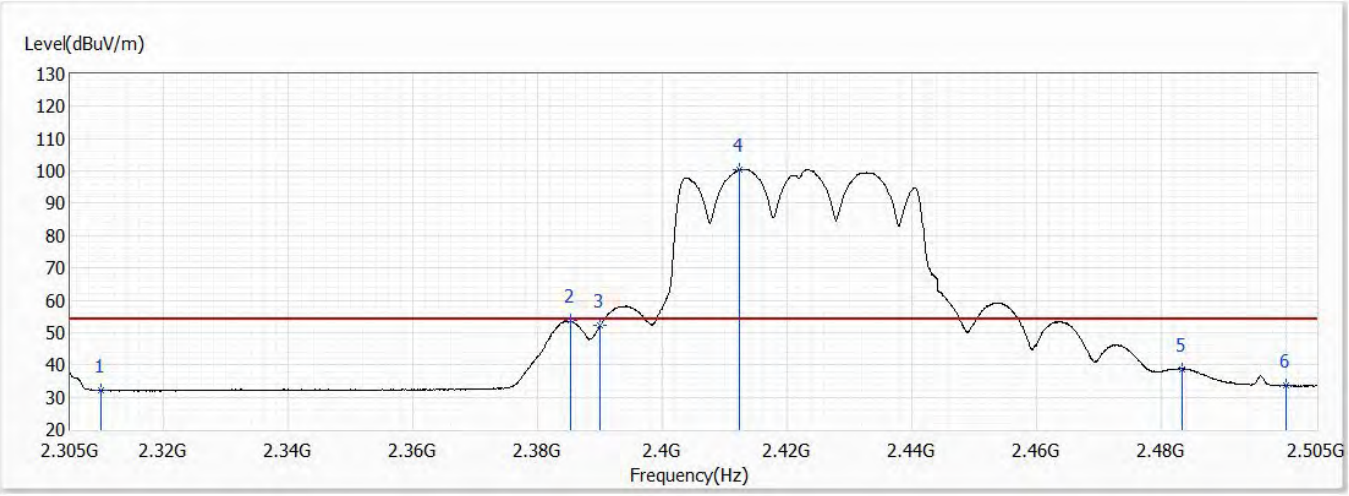

No	Frequency (MHz)	Emission Level (dBuV/m)	Limit (dBuV/m)	Margin (dB)	Reading Level (dBuV)	Correct Factor (dB)	Detector Type
1	2310.000	32.08	54.00	-21.92	18.93	13.15	AV
2	2385.300	53.68	54.00	-0.32	40.01	13.67	AV
3	2390.000	52.31	54.00	-1.69	38.61	13.70	AV
! 4	2412.400	100.55	54.00	46.55	86.69	13.86	AV
5	2483.500	38.68	54.00	-15.32	24.32	14.36	AV
6	2500.000	33.51	54.00	-20.49	19.03	14.48	AV

Note:

1. All reading above 1GHz is performed with peak and/or average measurements as necessary.
2. Emission Level = Reading Level + Correct Factor.
3. The average measurement was not performed when the peak measured data under the limit of average detection. If the readings given are average, peak measurement should also be supplied.
4. The fundamental for reference only, it’s not restricted by unwanted emission limit.

Model No	APL54X	Site	CB2-H
Test Voltage	AC 120V/60Hz	Test Date	2021/3/7
Test Mode	Mode 3: Transmit RU Full_PoE Mode	Engineer	Scott Chang
Polarity	Horizontal	Temperature (℃)	21.5
Test Condition	802.11ax,Ant0+1,Ch 6,2.437G,BW40M	Humidity (%RH)	51.0

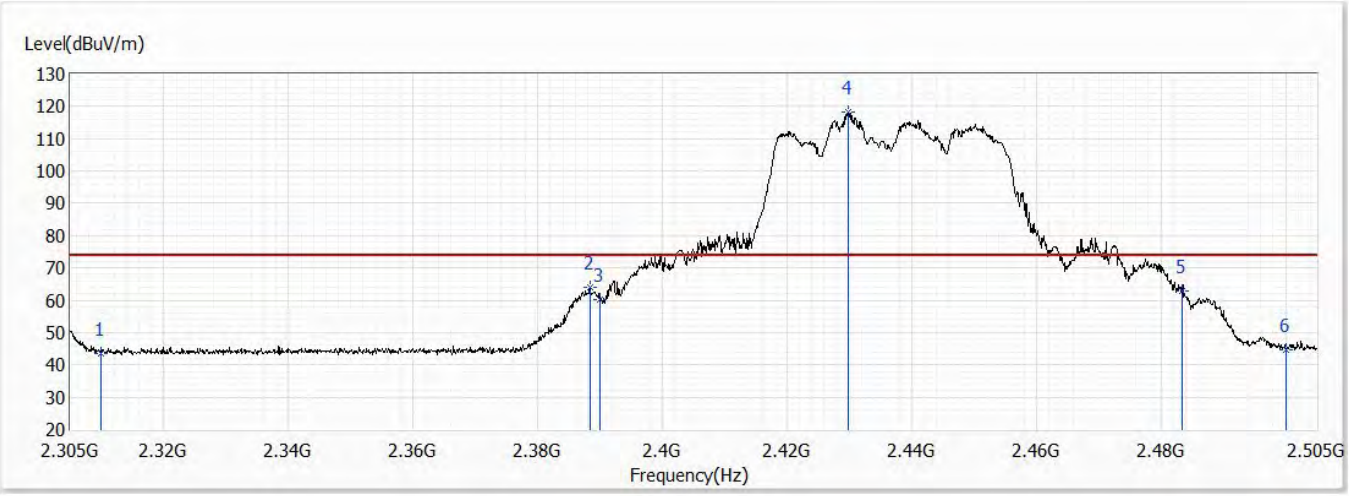

No	Frequency (MHz)	Emission Level (dBuV/m)	Limit (dBuV/m)	Margin (dB)	Reading Level (dBuV)	Correct Factor (dB)	Detector Type
1	2310.000	43.45	74.00	-30.55	30.30	13.15	PK
2	2388.400	64.00	74.00	-10.00	50.30	13.70	PK
3	2390.000	60.02	74.00	-13.98	46.32	13.70	PK
! 4	2429.900	118.21	74.00	44.21	104.23	13.98	PK
5	2483.500	62.70	74.00	-11.30	48.34	14.36	PK
6	2500.000	44.79	74.00	-29.21	30.31	14.48	PK

Note:

1. All reading above 1GHz is performed with peak and/or average measurements as necessary.
2. Emission Level = Reading Level + Correct Factor.
3. The average measurement was not performed when the peak measured data under the limit of average detection. If the readings given are average, peak measurement should also be supplied.
4. The fundamental for reference only, it’s not restricted by unwanted emission limit.

Model No	APL54X	Site	CB2-H
Test Voltage	AC 120V/60Hz	Test Date	2021/3/7
Test Mode	Mode 3: Transmit RU Full_PoE Mode	Engineer	Scott Chang
Polarity	Horizontal	Temperature (℃)	21.5
Test Condition	802.11ax,Ant0+1,Ch 6,2.437G,BW40M	Humidity (%RH)	51.0

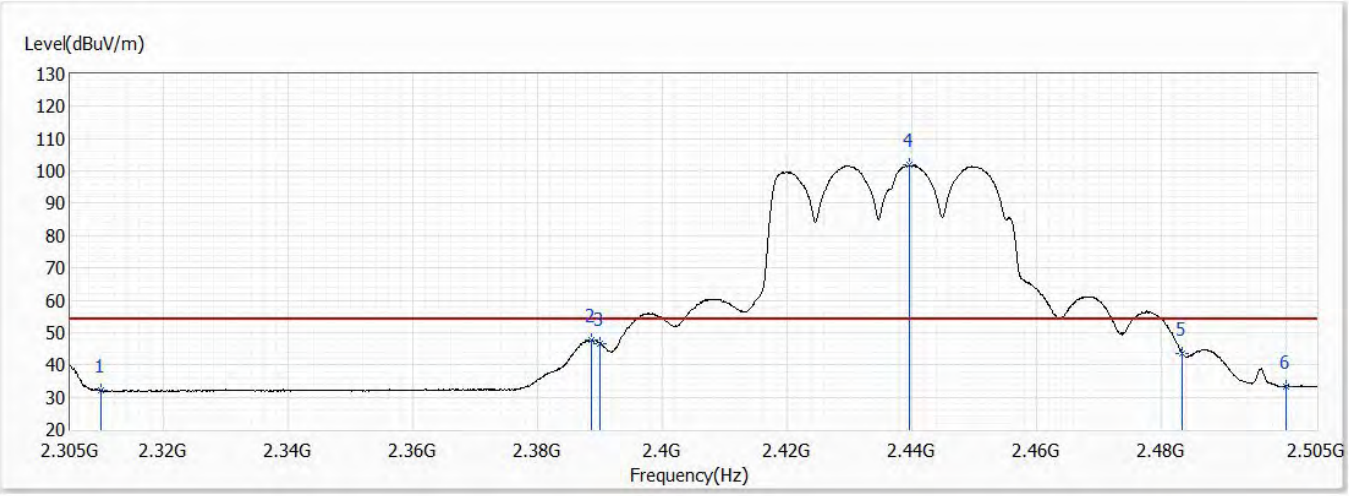

No	Frequency (MHz)	Emission Level (dBuV/m)	Limit (dBuV/m)	Margin (dB)	Reading Level (dBuV)	Correct Factor (dB)	Detector Type
1	2310.000	32.04	54.00	-21.96	18.89	13.15	AV
2	2388.600	47.70	54.00	-6.30	34.00	13.70	AV
3	2390.000	46.71	54.00	-7.29	33.01	13.70	AV
! 4	2439.700	101.79	54.00	47.79	87.74	14.05	AV
5	2483.500	43.44	54.00	-10.56	29.08	14.36	AV
6	2500.000	33.29	54.00	-20.71	18.81	14.48	AV

Note:

1. All reading above 1GHz is performed with peak and/or average measurements as necessary.
2. Emission Level = Reading Level + Correct Factor.
3. The average measurement was not performed when the peak measured data under the limit of average detection. If the readings given are average, peak measurement should also be supplied.
4. The fundamental for reference only, it’s not restricted by unwanted emission limit.

Model No	APL54X	Site	CB2-H
Test Voltage	AC 120V/60Hz	Test Date	2021/3/7
Test Mode	Mode 3: Transmit RU Full_PoE Mode	Engineer	Scott Chang
Polarity	Vertical	Temperature (℃)	21.5
Test Condition	802.11ax,Ant0+1,Ch 6,2.437G,BW40M	Humidity (%RH)	51.0

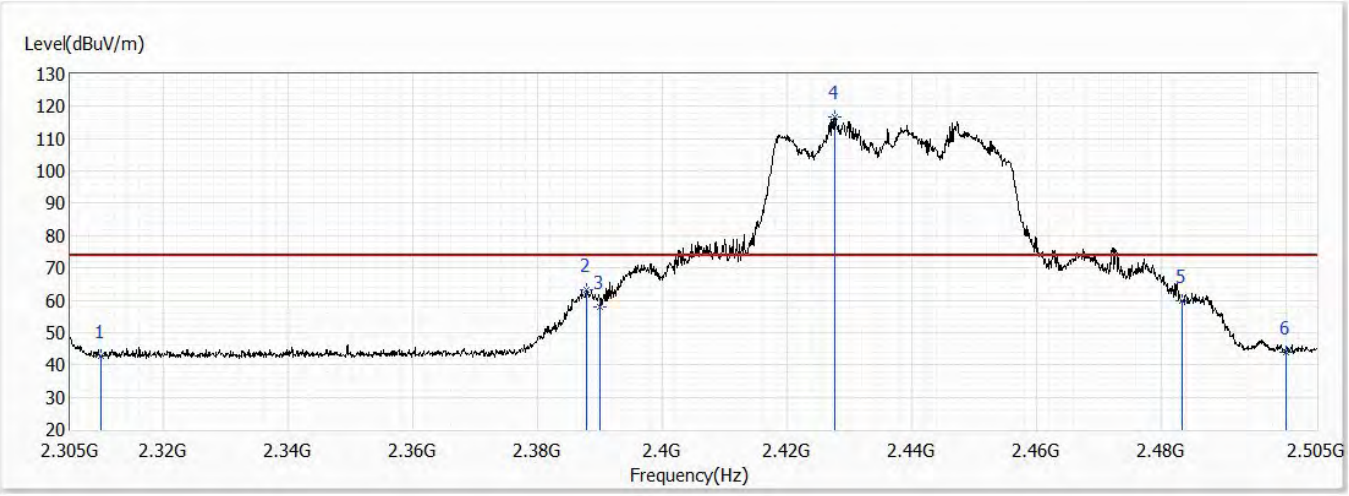

No	Frequency (MHz)	Emission Level (dBuV/m)	Limit (dBuV/m)	Margin (dB)	Reading Level (dBuV)	Correct Factor (dB)	Detector Type
1	2310.000	42.75	74.00	-31.25	29.60	13.15	PK
2	2387.800	63.07	74.00	-10.93	49.37	13.70	PK
3	2390.000	57.99	74.00	-16.01	44.29	13.70	PK
! 4	2427.600	116.61	74.00	42.61	102.64	13.97	PK
5	2483.500	59.77	74.00	-14.23	45.41	14.36	PK
6	2500.000	44.08	74.00	-29.92	29.60	14.48	PK

Note:

1. All reading above 1GHz is performed with peak and/or average measurements as necessary.
2. Emission Level = Reading Level + Correct Factor.
3. The average measurement was not performed when the peak measured data under the limit of average detection. If the readings given are average, peak measurement should also be supplied.
4. The fundamental for reference only, it’s not restricted by unwanted emission limit.

Model No	APL54X	Site	CB2-H
Test Voltage	AC 120V/60Hz	Test Date	2021/3/7
Test Mode	Mode 3: Transmit RU Full_PoE Mode	Engineer	Scott Chang
Polarity	Vertical	Temperature (℃)	21.5
Test Condition	802.11ax,Ant0+1,Ch 6,2.437G,BW40M	Humidity (%RH)	51.0

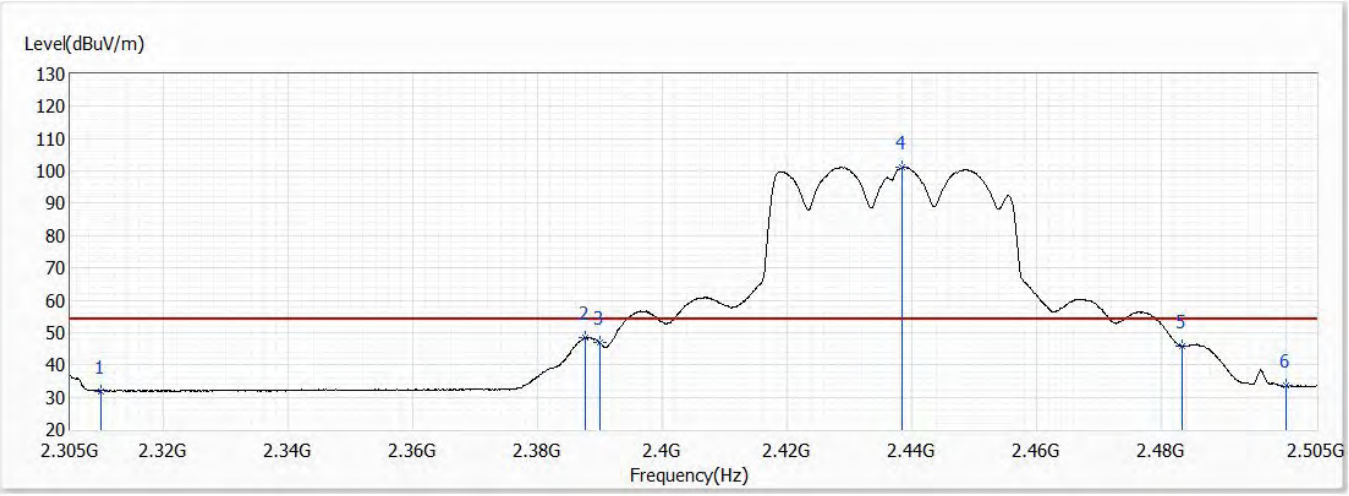

No	Frequency (MHz)	Emission Level (dBuV/m)	Limit (dBuV/m)	Margin (dB)	Reading Level (dBuV)	Correct Factor (dB)	Detector Type
1	2310.000	31.90	54.00	-22.10	18.75	13.15	AV
2	2387.700	48.29	54.00	-5.71	34.59	13.70	AV
3	2390.000	46.76	54.00	-7.24	33.06	13.70	AV
! 4	2438.500	101.22	54.00	47.22	87.17	14.05	AV
5	2483.500	45.86	54.00	-8.14	31.50	14.36	AV
6	2500.000	33.55	54.00	-20.45	19.07	14.48	AV

Note:

1. All reading above 1GHz is performed with peak and/or average measurements as necessary.
2. Emission Level = Reading Level + Correct Factor.
3. The average measurement was not performed when the peak measured data under the limit of average detection. If the readings given are average, peak measurement should also be supplied.
4. The fundamental for reference only, it’s not restricted by unwanted emission limit.

Model No	APL54X	Site	CB2-H
Test Voltage	AC 120V/60Hz	Test Date	2021/3/4
Test Mode	Mode 3: Transmit RU Full_PoE Mode	Engineer	Ling Chen
Polarity	Horizontal	Temperature (℃)	21.5
Test Condition	802.11ax,Ant0+1,Ch 9,2.452G,BW40M	Humidity (%RH)	51.0

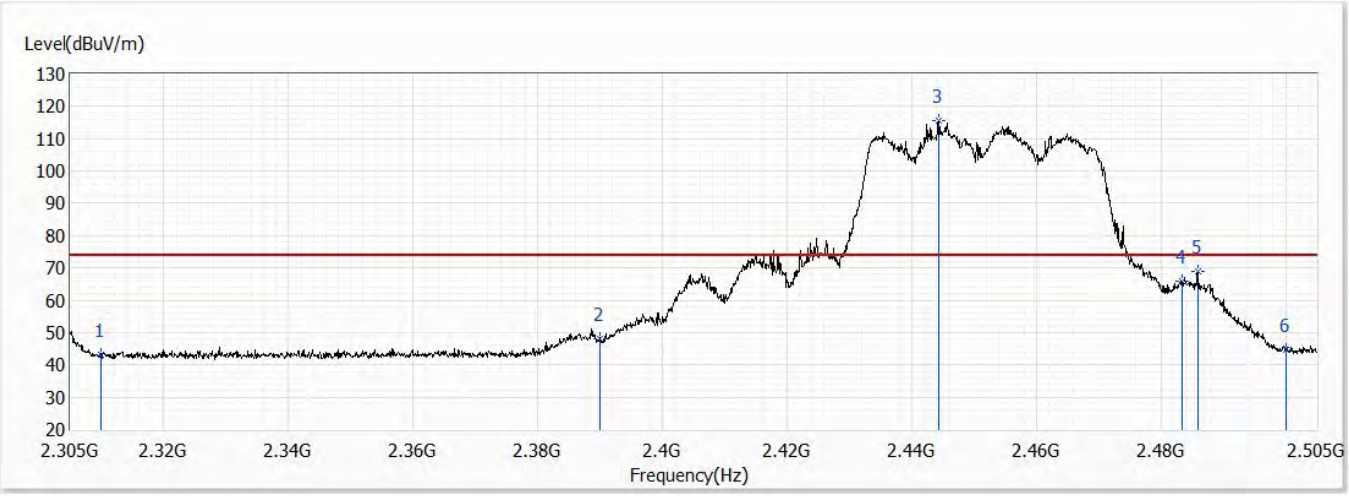

No	Frequency (MHz)	Emission Level (dBuV/m)	Limit (dBuV/m)	Margin (dB)	Reading Level (dBuV)	Correct Factor (dB)	Detector Type
1	2310.000	43.17	74.00	-30.83	30.02	13.15	PK
2	2390.000	48.12	74.00	-25.88	34.42	13.70	PK
! 3	2444.400	115.52	74.00	41.52	101.43	14.09	PK
4	2483.500	65.71	74.00	-8.29	51.35	14.36	PK
5	2485.900	68.98	74.00	-5.02	54.60	14.38	PK
6	2500.000	44.56	74.00	-29.44	30.08	14.48	PK

Note:

1. All reading above 1GHz is performed with peak and/or average measurements as necessary.
2. Emission Level = Reading Level + Correct Factor.
3. The average measurement was not performed when the peak measured data under the limit of average detection. If the readings given are average, peak measurement should also be supplied.
4. The fundamental for reference only, it’s not restricted by unwanted emission limit.

Model No	APL54X	Site	CB2-H
Test Voltage	AC 120V/60Hz	Test Date	2021/3/4
Test Mode	Mode 3: Transmit RU Full_PoE Mode	Engineer	Ling Chen
Polarity	Horizontal	Temperature (℃)	21.5
Test Condition	802.11ax,Ant0+1,Ch 9,2.452G,BW40M	Humidity (%RH)	51.0

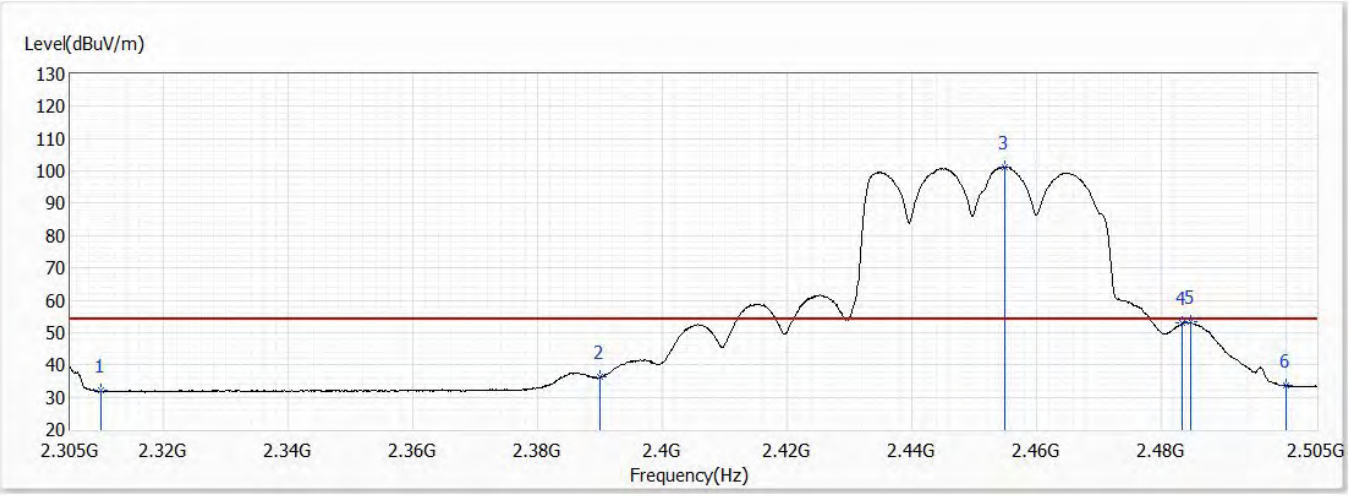

No	Frequency (MHz)	Emission Level (dBuV/m)	Limit (dBuV/m)	Margin (dB)	Reading Level (dBuV)	Correct Factor (dB)	Detector Type
1	2310.000	32.07	54.00	-21.93	18.92	13.15	AV
2	2390.000	36.14	54.00	-17.86	22.44	13.70	AV
! 3	2454.900	101.22	54.00	47.22	87.05	14.17	AV
4	2483.500	52.92	54.00	-1.08	38.56	14.36	AV
5	2484.800	53.26	54.00	-0.74	38.89	14.37	AV
6	2500.000	33.51	54.00	-20.49	19.03	14.48	AV

Note:

1. All reading above 1GHz is performed with peak and/or average measurements as necessary.
2. Emission Level = Reading Level + Correct Factor.
3. The average measurement was not performed when the peak measured data under the limit of average detection. If the readings given are average, peak measurement should also be supplied.
4. The fundamental for reference only, it’s not restricted by unwanted emission limit.

Model No	APL54X	Site	CB2-H
Test Voltage	AC 120V/60Hz	Test Date	2021/3/4
Test Mode	Mode 3: Transmit RU Full_PoE Mode	Engineer	Ling Chen
Polarity	Vertical	Temperature (℃)	21.5
Test Condition	802.11ax,Ant0+1,Ch 9,2.452G,BW40M	Humidity (%RH)	51.0

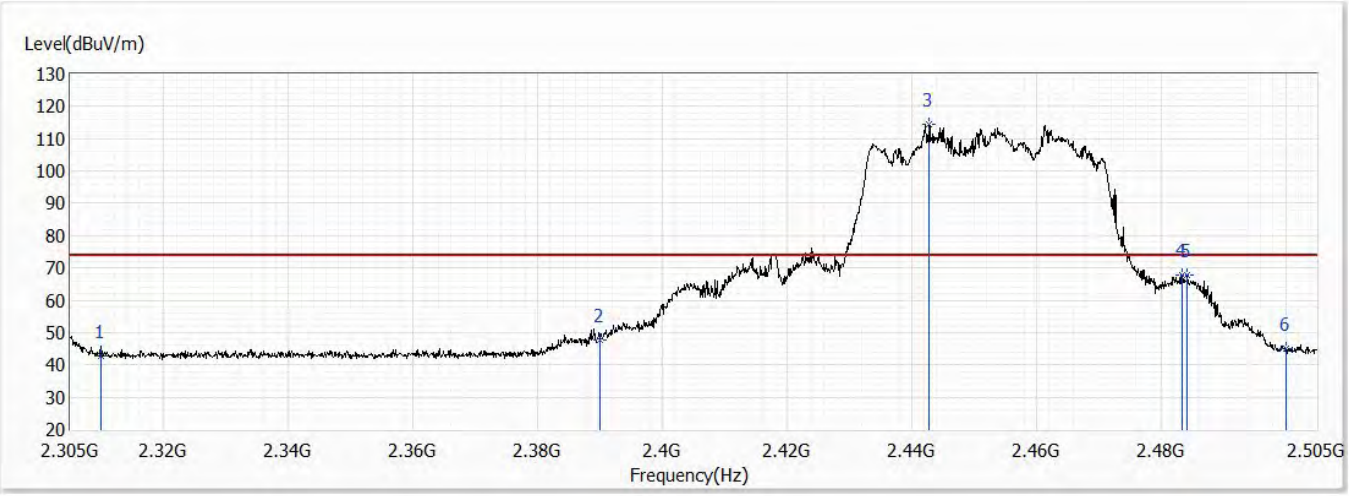

No	Frequency (MHz)	Emission Level (dBuV/m)	Limit (dBuV/m)	Margin (dB)	Reading Level (dBuV)	Correct Factor (dB)	Detector Type
1	2310.000	42.83	74.00	-31.17	29.68	13.15	PK
2	2390.000	47.56	74.00	-26.44	33.86	13.70	PK
! 3	2442.800	114.32	74.00	40.32	100.24	14.08	PK
4	2483.500	67.92	74.00	-6.08	53.56	14.36	PK
5	2484.200	67.70	74.00	-6.30	53.34	14.36	PK
6	2500.000	44.85	74.00	-29.15	30.37	14.48	PK

Note:

1. All reading above 1GHz is performed with peak and/or average measurements as necessary.
2. Emission Level = Reading Level + Correct Factor.
3. The average measurement was not performed when the peak measured data under the limit of average detection. If the readings given are average, peak measurement should also be supplied.
4. The fundamental for reference only, it’s not restricted by unwanted emission limit.

Model No	APL54X	Site	CB2-H
Test Voltage	AC 120V/60Hz	Test Date	2021/3/4
Test Mode	Mode 3: Transmit RU Full_PoE Mode	Engineer	Ling Chen
Polarity	Vertical	Temperature (℃)	21.5
Test Condition	802.11ax,Ant0+1,Ch 9,2.452G,BW40M	Humidity (%RH)	51.0

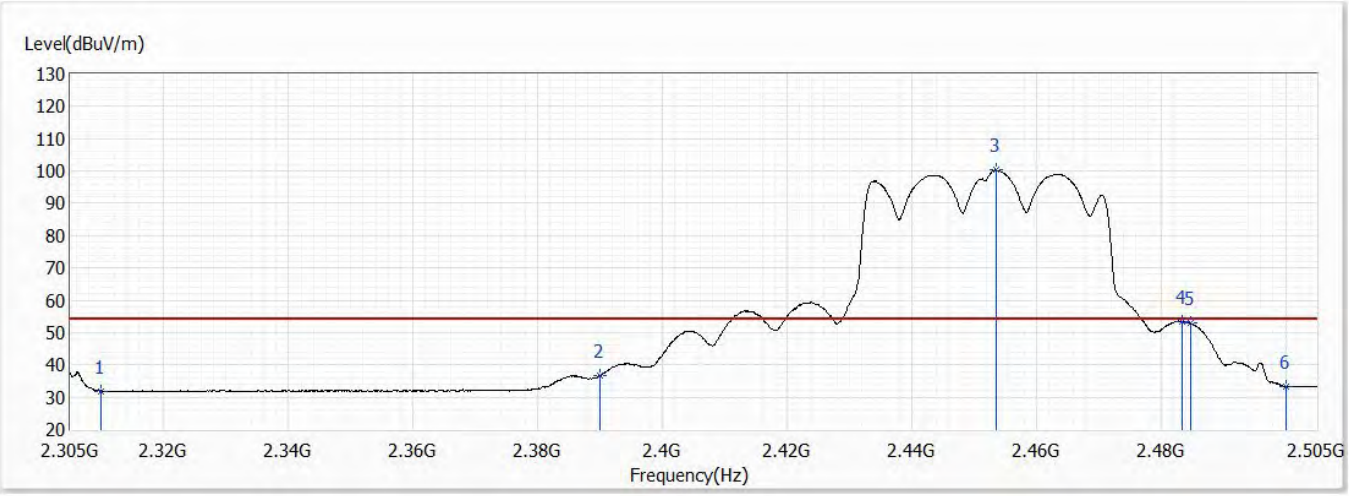

No	Frequency (MHz)	Emission Level (dBuV/m)	Limit (dBuV/m)	Margin (dB)	Reading Level (dBuV)	Correct Factor (dB)	Detector Type
1	2310.000	31.93	54.00	-22.07	18.78	13.15	AV
2	2390.000	36.86	54.00	-17.14	23.16	13.70	AV
! 3	2453.500	100.38	54.00	46.38	86.23	14.15	AV
4	2483.500	53.39	54.00	-0.61	39.03	14.36	AV
5	2484.700	52.95	54.00	-1.05	38.59	14.36	AV
6	2500.000	33.42	54.00	-20.58	18.94	14.48	AV

Note:

1. All reading above 1GHz is performed with peak and/or average measurements as necessary.
2. Emission Level = Reading Level + Correct Factor.
3. The average measurement was not performed when the peak measured data under the limit of average detection. If the readings given are average, peak measurement should also be supplied.
4. The fundamental for reference only, it’s not restricted by unwanted emission limit.

Model No	APL54X	Site	CB2-H
Test Voltage	AC 120V/60Hz	Test Date	2021/3/7
Test Mode	Mode 4: Transmit RU M UNMOD_PoE Mode	Engineer	Scott Chang
Polarity	Horizontal	Temperature (℃)	21.5
Test Condition	802.11ax,Ant0+1,Ch 1,2.412G,BW20M	Humidity (%RH)	51.0

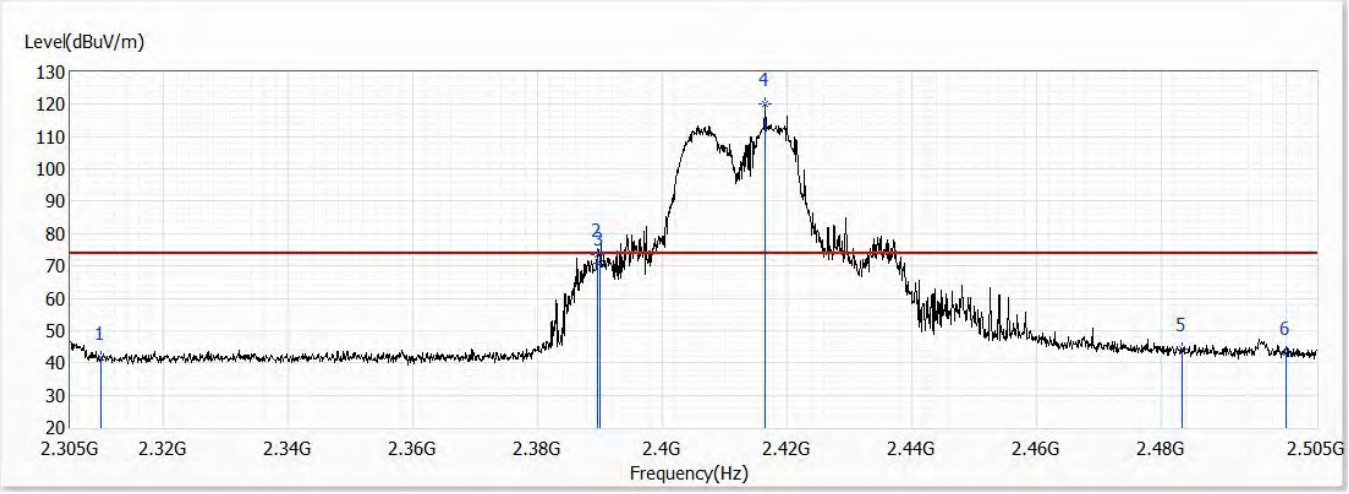

No	Frequency (MHz)	Emission Level (dBuV/m)	Limit (dBuV/m)	Margin (dB)	Reading Level (dBuV)	Correct Factor (dB)	Detector Type
1	2310.000	41.45	74.00	-32.55	28.30	13.15	PK
2	2389.500	73.49	74.00	-0.51	59.79	13.70	PK
3	2390.000	70.93	74.00	-3.07	57.23	13.70	PK
! 4	2416.500	120.08	74.00	46.08	106.19	13.89	PK
5	2483.500	44.37	74.00	-29.63	30.01	14.36	PK
6	2500.000	43.03	74.00	-30.97	28.55	14.48	PK

Note:

1. All reading above 1GHz is performed with peak and/or average measurements as necessary.
2. Emission Level = Reading Level + Correct Factor.
3. The average measurement was not performed when the peak measured data under the limit of average detection. If the readings given are average, peak measurement should also be supplied.
4. The fundamental for reference only, it’s not restricted by unwanted emission limit.

Model No	APL54X	Site	CB2-H
Test Voltage	AC 120V/60Hz	Test Date	2021/3/7
Test Mode	Mode 4: Transmit RU M UNMOD_PoE Mode	Engineer	Scott Chang
Polarity	Horizontal	Temperature (℃)	21.5
Test Condition	802.11ax,Ant0+1,Ch 1,2.412G,BW20M	Humidity (%RH)	51.0

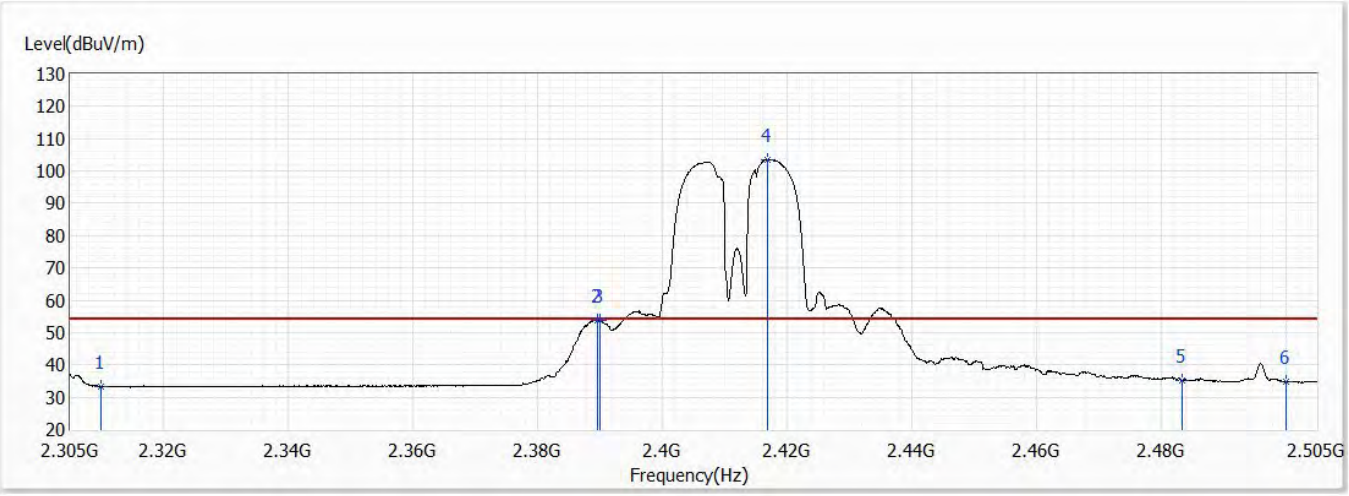

No	Frequency (MHz)	Emission Level (dBuV/m)	Limit (dBuV/m)	Margin (dB)	Reading Level (dBuV)	Correct Factor (dB)	Detector Type
1	2310.000	33.30	54.00	-20.70	20.15	13.15	AV
2	2389.500	53.88	54.00	-0.12	40.18	13.70	AV
3	2390.000	53.66	54.00	-0.34	39.96	13.70	AV
! 4	2416.800	103.45	54.00	49.45	89.56	13.89	AV
5	2483.500	35.33	54.00	-18.67	20.97	14.36	AV
6	2500.000	34.80	54.00	-19.20	20.32	14.48	AV

Note:

1. All reading above 1GHz is performed with peak and/or average measurements as necessary.
2. Emission Level = Reading Level + Correct Factor.
3. The average measurement was not performed when the peak measured data under the limit of average detection. If the readings given are average, peak measurement should also be supplied.
4. The fundamental for reference only, it’s not restricted by unwanted emission limit.

Model No	APL54X	Site	CB2-H
Test Voltage	AC 120V/60Hz	Test Date	2021/3/7
Test Mode	Mode 4: Transmit RU M UNMOD_PoE Mode	Engineer	Scott Chang
Polarity	Vertical	Temperature (℃)	21.5
Test Condition	802.11ax,Ant0+1,Ch 1,2.412G,BW20M	Humidity (%RH)	51.0

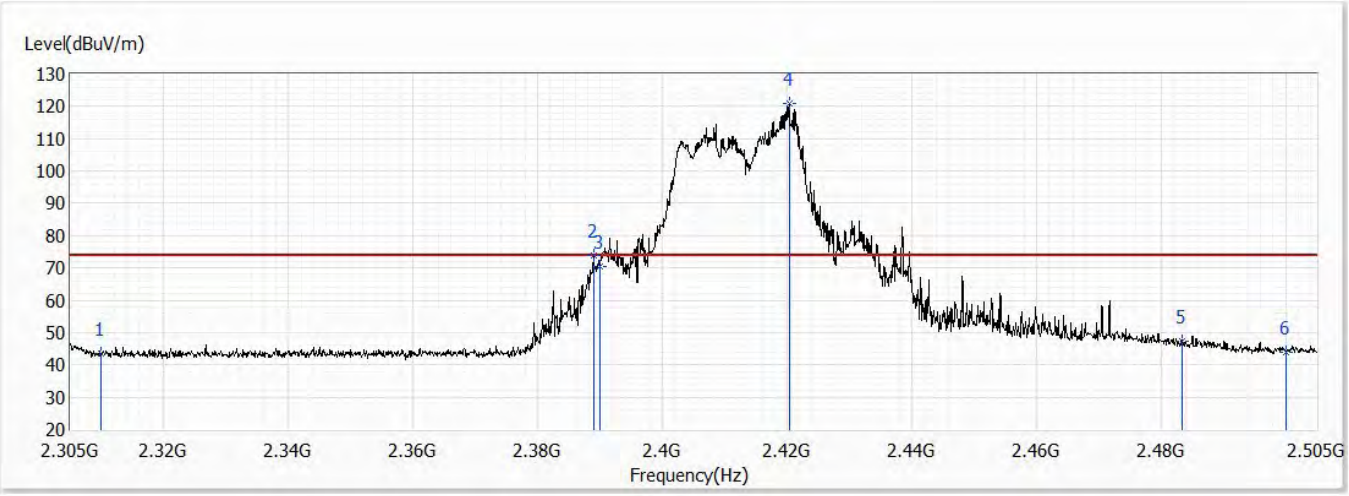

No	Frequency (MHz)	Emission Level (dBuV/m)	Limit (dBuV/m)	Margin (dB)	Reading Level (dBuV)	Correct Factor (dB)	Detector Type
1	2310.000	43.54	74.00	-30.46	30.39	13.15	PK
2	2389.000	73.77	74.00	-0.23	60.07	13.70	PK
3	2390.000	70.43	74.00	-3.57	56.73	13.70	PK
! 4	2420.400	120.89	74.00	46.89	106.97	13.92	PK
5	2483.500	47.15	74.00	-26.85	32.79	14.36	PK
6	2500.000	43.92	74.00	-30.08	29.44	14.48	PK

Note:

1. All reading above 1GHz is performed with peak and/or average measurements as necessary.
2. Emission Level = Reading Level + Correct Factor.
3. The average measurement was not performed when the peak measured data under the limit of average detection. If the readings given are average, peak measurement should also be supplied.
4. The fundamental for reference only, it’s not restricted by unwanted emission limit.

Model No	APL54X	Site	CB2-H
Test Voltage	AC 120V/60Hz	Test Date	2021/3/7
Test Mode	Mode 4: Transmit RU M UNMOD_PoE Mode	Engineer	Scott Chang
Polarity	Vertical	Temperature (℃)	21.5
Test Condition	802.11ax,Ant0+1,Ch 1,2.412G,BW20M	Humidity (%RH)	51.0

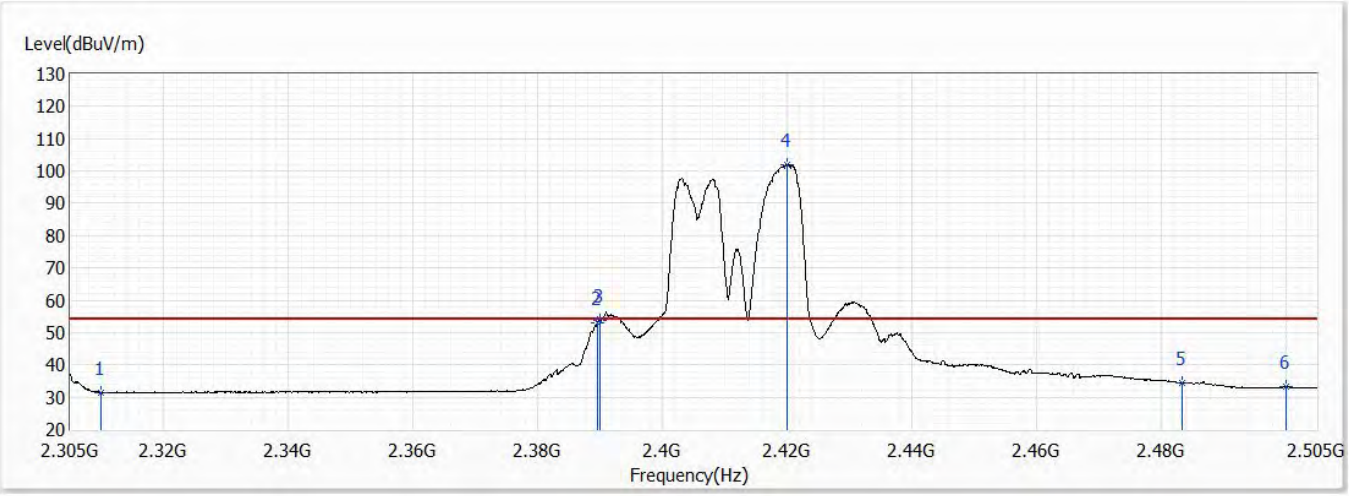

No	Frequency (MHz)	Emission Level (dBuV/m)	Limit (dBuV/m)	Margin (dB)	Reading Level (dBuV)	Correct Factor (dB)	Detector Type
1	2310.000	31.49	54.00	-22.51	18.34	13.15	AV
2	2389.500	52.90	54.00	-1.10	39.20	13.70	AV
3	2390.000	53.78	54.00	-0.22	40.08	13.70	AV
! 4	2420.100	102.10	54.00	48.10	88.18	13.92	AV
5	2483.500	34.43	54.00	-19.57	20.07	14.36	AV
6	2500.000	33.25	54.00	-20.75	18.77	14.48	AV

Note:

1. All reading above 1GHz is performed with peak and/or average measurements as necessary.
2. Emission Level = Reading Level + Correct Factor.
3. The average measurement was not performed when the peak measured data under the limit of average detection. If the readings given are average, peak measurement should also be supplied.
4. The fundamental for reference only, it’s not restricted by unwanted emission limit.

Model No	APL54X	Site	CB2-H
Test Voltage	AC 120V/60Hz	Test Date	2021/3/7
Test Mode	Mode 4: Transmit RU M UNMOD_PoE Mode	Engineer	Scott Chang
Polarity	Horizontal	Temperature (℃)	21.5
Test Condition	802.11ax,Ant0+1,Ch 6,2.437G,BW20M	Humidity (%RH)	51.0

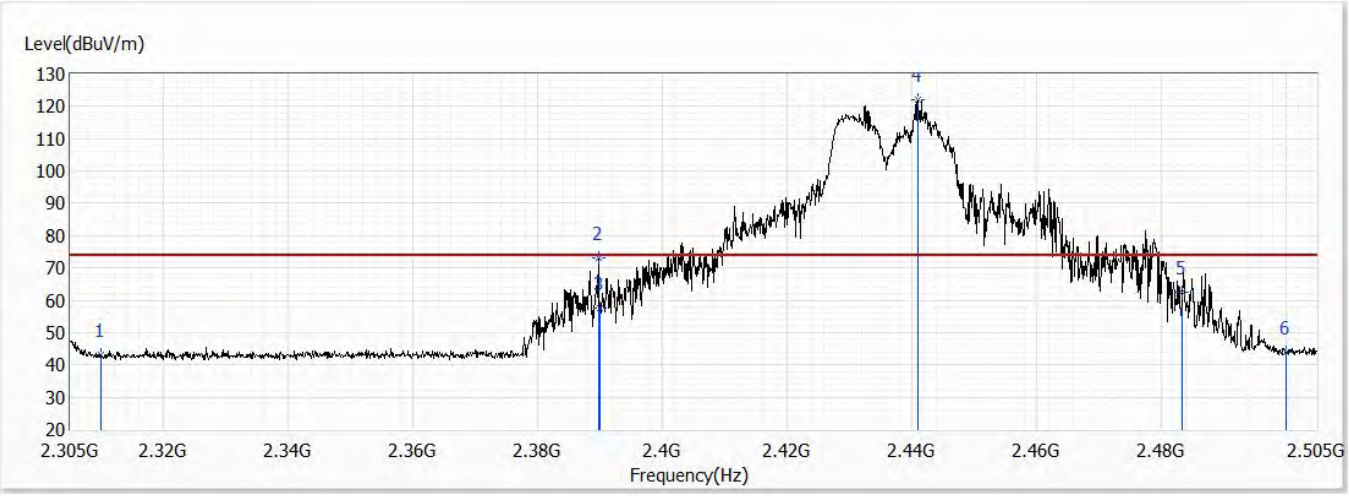

No	Frequency (MHz)	Emission Level (dBuV/m)	Limit (dBuV/m)	Margin (dB)	Reading Level (dBuV)	Correct Factor (dB)	Detector Type
1	2310.000	43.03	74.00	-30.97	29.88	13.15	PK
2	2389.700	73.25	74.00	-0.75	59.55	13.70	PK
3	2390.000	57.73	74.00	-16.27	44.03	13.70	PK
! 4	2441.000	122.21	74.00	48.21	108.15	14.06	PK
5	2483.500	62.54	74.00	-11.46	48.18	14.36	PK
6	2500.000	43.86	74.00	-30.14	29.38	14.48	PK

Note:

1. All reading above 1GHz is performed with peak and/or average measurements as necessary.
2. Emission Level = Reading Level + Correct Factor.
3. The average measurement was not performed when the peak measured data under the limit of average detection. If the readings given are average, peak measurement should also be supplied.
4. The fundamental for reference only, it’s not restricted by unwanted emission limit.

Model No	APL54X	Site	CB2-H
Test Voltage	AC 120V/60Hz	Test Date	2021/3/7
Test Mode	Mode 4: Transmit RU M UNMOD_PoE Mode	Engineer	Scott Chang
Polarity	Horizontal	Temperature (℃)	21.5
Test Condition	802.11ax,Ant0+1,Ch 6,2.437G,BW20M	Humidity (%RH)	51.0

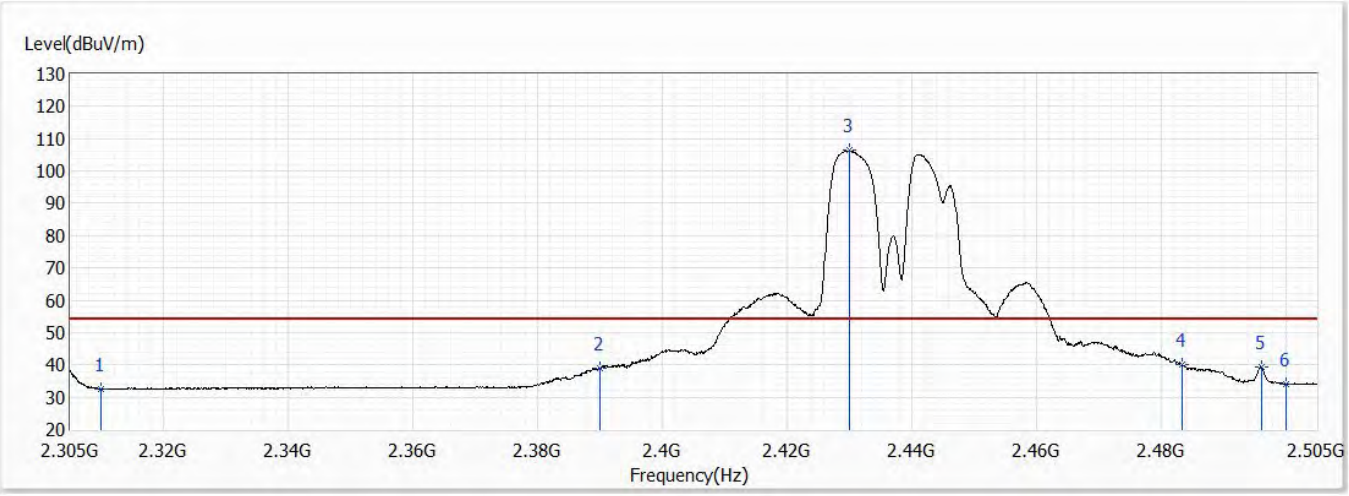

No	Frequency (MHz)	Emission Level (dBuV/m)	Limit (dBuV/m)	Margin (dB)	Reading Level (dBuV)	Correct Factor (dB)	Detector Type
1	2310.000	32.60	54.00	-21.40	19.45	13.15	AV
2	2390.000	38.93	54.00	-15.07	25.23	13.70	AV
! 3	2430.100	106.47	54.00	52.47	92.48	13.99	AV
4	2483.500	40.00	54.00	-14.00	25.64	14.36	AV
5	2496.100	39.17	54.00	-14.83	24.72	14.45	AV
6	2500.000	34.07	54.00	-19.93	19.59	14.48	AV

Note:

1. All reading above 1GHz is performed with peak and/or average measurements as necessary.
2. Emission Level = Reading Level + Correct Factor.
3. The average measurement was not performed when the peak measured data under the limit of average detection. If the readings given are average, peak measurement should also be supplied.
4. The fundamental for reference only, it’s not restricted by unwanted emission limit.

Model No	APL54X	Site	CB2-H
Test Voltage	AC 120V/60Hz	Test Date	2021/3/7
Test Mode	Mode 4: Transmit RU M UNMOD_PoE Mode	Engineer	Scott Chang
Polarity	Vertical	Temperature (℃)	21.5
Test Condition	802.11ax,Ant0+1,Ch 6,2.437G,BW20M	Humidity (%RH)	51.0

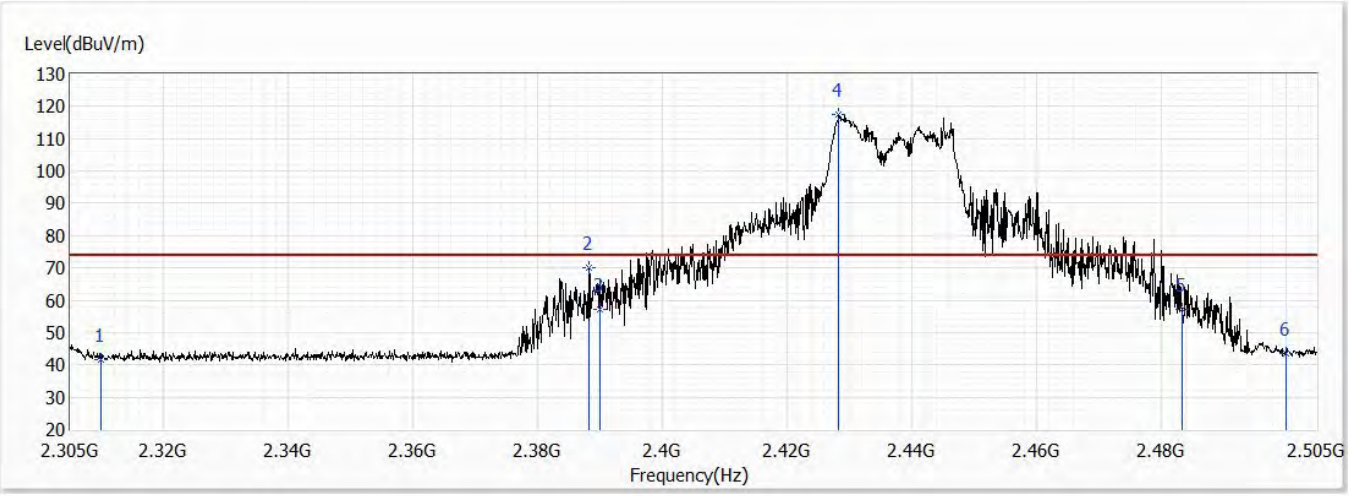

No	Frequency (MHz)	Emission Level (dBuV/m)	Limit (dBuV/m)	Margin (dB)	Reading Level (dBuV)	Correct Factor (dB)	Detector Type
1	2310.000	41.71	74.00	-32.29	28.56	13.15	PK
2	2388.300	69.91	74.00	-4.09	56.21	13.70	PK
3	2390.000	57.09	74.00	-16.91	43.39	13.70	PK
! 4	2428.300	117.49	74.00	43.49	103.52	13.97	PK
5	2483.500	57.35	74.00	-16.65	42.99	14.36	PK
6	2500.000	43.51	74.00	-30.49	29.03	14.48	PK

Note:

1. All reading above 1GHz is performed with peak and/or average measurements as necessary.
2. Emission Level = Reading Level + Correct Factor.
3. The average measurement was not performed when the peak measured data under the limit of average detection. If the readings given are average, peak measurement should also be supplied.
4. The fundamental for reference only, it’s not restricted by unwanted emission limit.

Model No	APL54X	Site	CB2-H
Test Voltage	AC 120V/60Hz	Test Date	2021/3/7
Test Mode	Mode 4: Transmit RU M UNMOD_PoE Mode	Engineer	Scott Chang
Polarity	Vertical	Temperature (℃)	21.5
Test Condition	802.11ax,Ant0+1,Ch 6,2.437G,BW20M	Humidity (%RH)	51.0

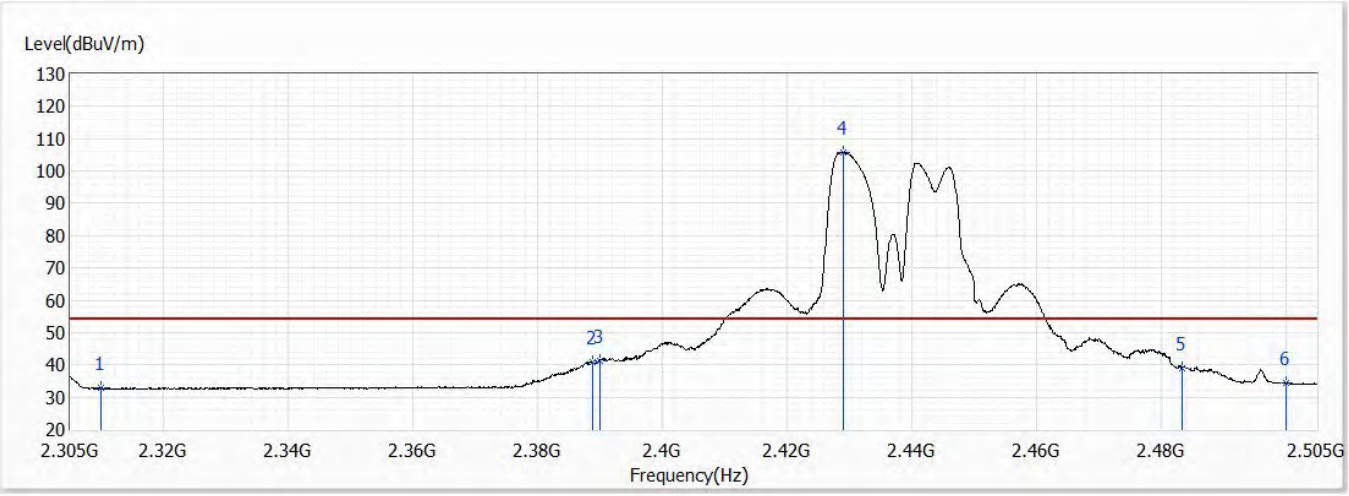

No	Frequency (MHz)	Emission Level (dBuV/m)	Limit (dBuV/m)	Margin (dB)	Reading Level (dBuV)	Correct Factor (dB)	Detector Type
1	2310.000	32.72	54.00	-21.28	19.57	13.15	AV
2	2388.800	40.83	54.00	-13.17	27.13	13.70	AV
3	2390.000	41.43	54.00	-12.57	27.73	13.70	AV
! 4	2429.100	105.74	54.00	51.74	91.77	13.97	AV
5	2483.500	38.87	54.00	-15.13	24.51	14.36	AV
6	2500.000	34.25	54.00	-19.75	19.77	14.48	AV

Note:

1. All reading above 1GHz is performed with peak and/or average measurements as necessary.
2. Emission Level = Reading Level + Correct Factor.
3. The average measurement was not performed when the peak measured data under the limit of average detection. If the readings given are average, peak measurement should also be supplied.
4. The fundamental for reference only, it’s not restricted by unwanted emission limit.

Model No	APL54X	Site	CB2-H
Test Voltage	AC 120V/60Hz	Test Date	2021/3/7
Test Mode	Mode 4: Transmit RU M UNMOD_PoE Mode	Engineer	Scott Chang
Polarity	Horizontal	Temperature (℃)	21.5
Test Condition	802.11ax,Ant0+1,Ch 11,2.462G,BW20M	Humidity (%RH)	51.0

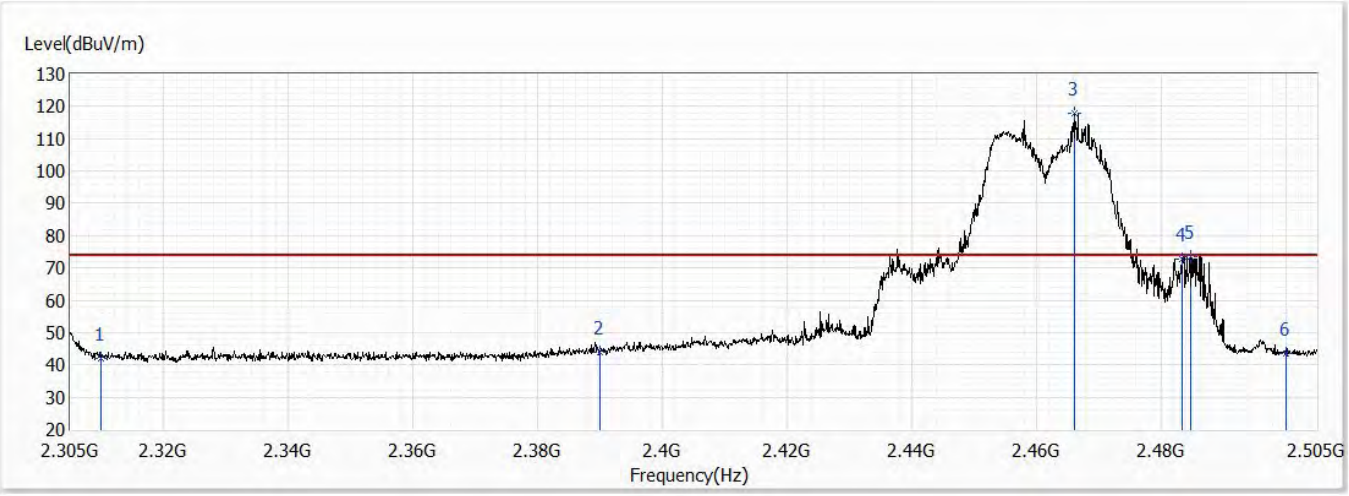

No	Frequency (MHz)	Emission Level (dBuV/m)	Limit (dBuV/m)	Margin (dB)	Reading Level (dBuV)	Correct Factor (dB)	Detector Type
1	2310.000	41.93	74.00	-32.07	28.78	13.15	PK
2	2390.000	43.84	74.00	-30.16	30.14	13.70	PK
! 3	2466.200	117.92	74.00	43.92	103.68	14.24	PK
4	2483.500	72.62	74.00	-1.38	58.26	14.36	PK
5	2484.700	73.63	74.00	-0.37	59.27	14.36	PK
6	2500.000	43.60	74.00	-30.40	29.12	14.48	PK

Note:

1. All reading above 1GHz is performed with peak and/or average measurements as necessary.
2. Emission Level = Reading Level + Correct Factor.
3. The average measurement was not performed when the peak measured data under the limit of average detection. If the readings given are average, peak measurement should also be supplied.
4. The fundamental for reference only, it’s not restricted by unwanted emission limit.

Model No	APL54X	Site	CB2-H
Test Voltage	AC 120V/60Hz	Test Date	2021/3/7
Test Mode	Mode 4: Transmit RU M UNMOD_PoE Mode	Engineer	Scott Chang
Polarity	Horizontal	Temperature (℃)	21.5
Test Condition	802.11ax,Ant0+1,Ch 11,2.462G,BW20M	Humidity (%RH)	51.0

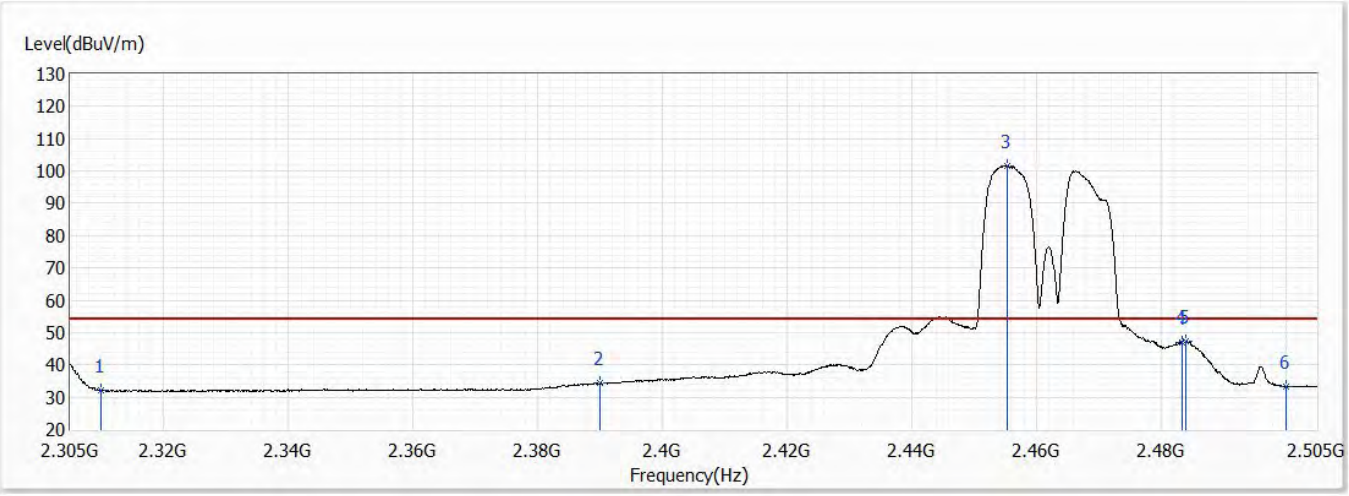

No	Frequency (MHz)	Emission Level (dBuV/m)	Limit (dBuV/m)	Margin (dB)	Reading Level (dBuV)	Correct Factor (dB)	Detector Type
1	2310.000	32.23	54.00	-21.77	19.08	13.15	AV
2	2390.000	34.26	54.00	-19.74	20.56	13.70	AV
! 3	2455.300	101.61	54.00	47.61	87.44	14.17	AV
4	2483.500	47.09	54.00	-6.91	32.73	14.36	AV
5	2484.000	47.45	54.00	-6.55	33.09	14.36	AV
6	2500.000	33.36	54.00	-20.64	18.88	14.48	AV

Note:

1. All reading above 1GHz is performed with peak and/or average measurements as necessary.
2. Emission Level = Reading Level + Correct Factor.
3. The average measurement was not performed when the peak measured data under the limit of average detection. If the readings given are average, peak measurement should also be supplied.
4. The fundamental for reference only, it’s not restricted by unwanted emission limit.

Model No	APL54X	Site	CB2-H
Test Voltage	AC 120V/60Hz	Test Date	2021/3/7
Test Mode	Mode 4: Transmit RU M UNMOD_PoE Mode	Engineer	Scott Chang
Polarity	Vertical	Temperature (℃)	21.5
Test Condition	802.11ax,Ant0+1,Ch 11,2.462G,BW20M	Humidity (%RH)	51.0

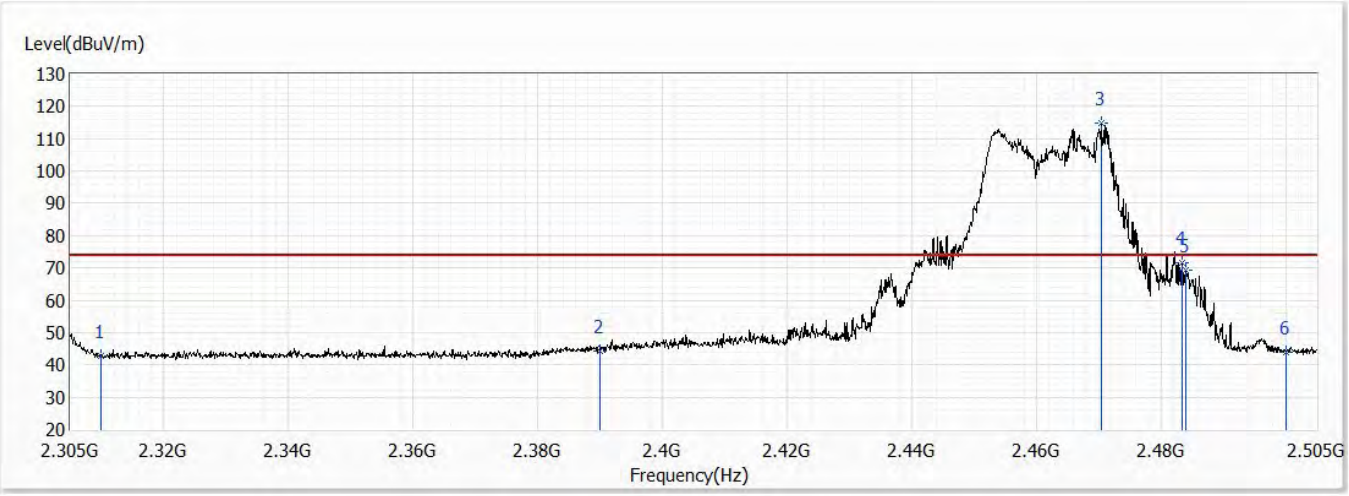

No	Frequency (MHz)	Emission Level (dBuV/m)	Limit (dBuV/m)	Margin (dB)	Reading Level (dBuV)	Correct Factor (dB)	Detector Type
1	2310.000	42.82	74.00	-31.18	29.67	13.15	PK
2	2390.000	44.37	74.00	-29.63	30.67	13.70	PK
! 3	2470.400	114.65	74.00	40.65	100.38	14.27	PK
4	2483.500	71.48	74.00	-2.52	57.12	14.36	PK
5	2484.000	69.14	74.00	-4.86	54.78	14.36	PK
6	2500.000	43.91	74.00	-30.09	29.43	14.48	PK

Note:

1. All reading above 1GHz is performed with peak and/or average measurements as necessary.
2. Emission Level = Reading Level + Correct Factor.
3. The average measurement was not performed when the peak measured data under the limit of average detection. If the readings given are average, peak measurement should also be supplied.
4. The fundamental for reference only, it’s not restricted by unwanted emission limit.

Model No	APL54X	Site	CB2-H
Test Voltage	AC 120V/60Hz	Test Date	2021/3/7
Test Mode	Mode 4: Transmit RU M UNMOD_PoE Mode	Engineer	Scott Chang
Polarity	Vertical	Temperature (℃)	21.5
Test Condition	802.11ax,Ant0+1,Ch 11,2.462G,BW20M	Humidity (%RH)	51.0

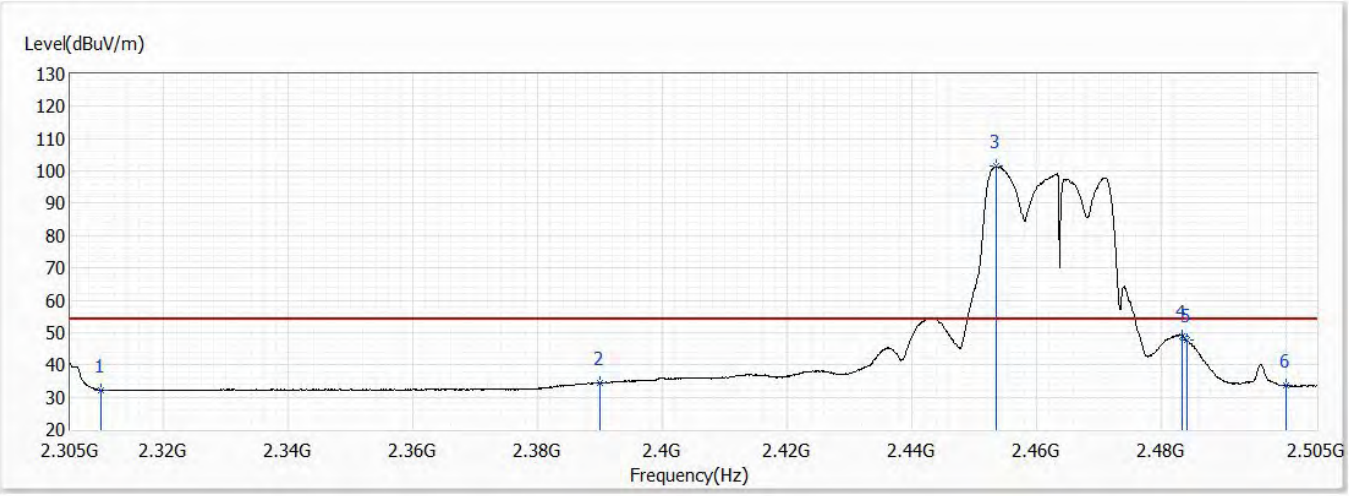

No	Frequency (MHz)	Emission Level (dBuV/m)	Limit (dBuV/m)	Margin (dB)	Reading Level (dBuV)	Correct Factor (dB)	Detector Type
1	2310.000	32.23	54.00	-21.77	19.08	13.15	AV
2	2390.000	34.42	54.00	-19.58	20.72	13.70	AV
! 3	2453.500	101.39	54.00	47.39	87.24	14.15	AV
4	2483.500	48.93	54.00	-5.07	34.57	14.36	AV
5	2484.200	47.82	54.00	-6.18	33.46	14.36	AV
6	2500.000	33.62	54.00	-20.38	19.14	14.48	AV

Note:

1. All reading above 1GHz is performed with peak and/or average measurements as necessary.
2. Emission Level = Reading Level + Correct Factor.
3. The average measurement was not performed when the peak measured data under the limit of average detection. If the readings given are average, peak measurement should also be supplied.
4. The fundamental for reference only, it’s not restricted by unwanted emission limit.

Model No	APL54X	Site	CB2-H
Test Voltage	AC 120V/60Hz	Test Date	2021/3/7
Test Mode	Mode 4: Transmit RU M UNMOD_PoE Mode	Engineer	Scott Chang
Polarity	Horizontal	Temperature (℃)	21.5
Test Condition	802.11ax,Ant0+1,Ch 3,2.422G,BW40M	Humidity (%RH)	51.0

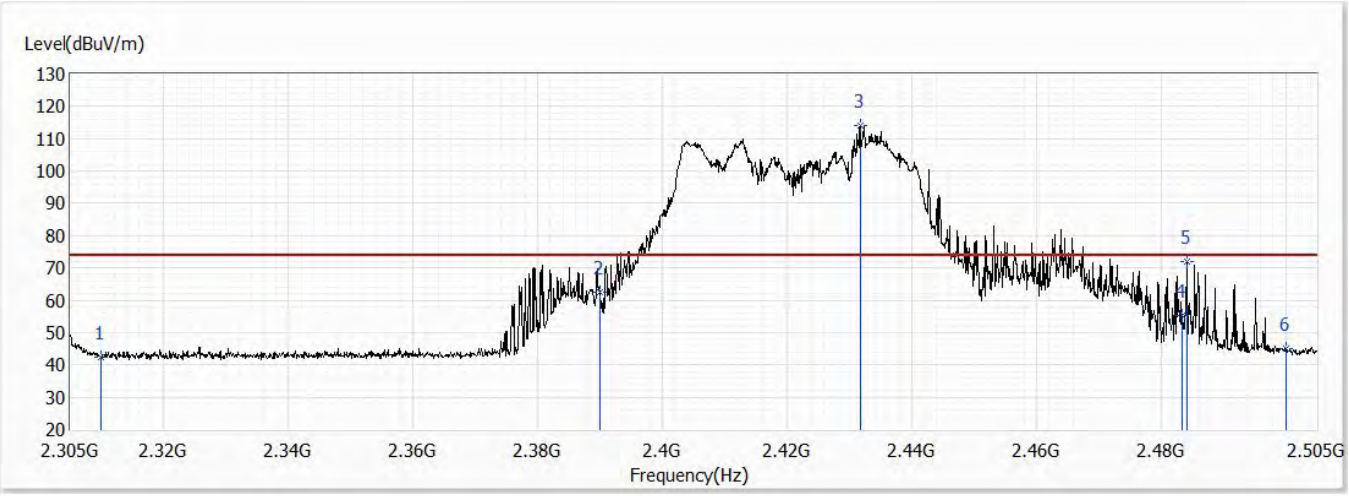

No	Frequency (MHz)	Emission Level (dBuV/m)	Limit (dBuV/m)	Margin (dB)	Reading Level (dBuV)	Correct Factor (dB)	Detector Type
1	2310.000	42.35	74.00	-31.65	29.20	13.15	PK
2	2390.000	62.38	74.00	-11.62	48.68	13.70	PK
! 3	2431.700	114.25	74.00	40.25	100.25	14.00	PK
4	2483.500	55.42	74.00	-18.58	41.06	14.36	PK
5	2484.100	72.12	74.00	-1.88	57.76	14.36	PK
6	2500.000	44.95	74.00	-29.05	30.47	14.48	PK

Note:

1. All reading above 1GHz is performed with peak and/or average measurements as necessary.
2. Emission Level = Reading Level + Correct Factor.
3. The average measurement was not performed when the peak measured data under the limit of average detection. If the readings given are average, peak measurement should also be supplied.
4. The fundamental for reference only, it’s not restricted by unwanted emission limit.

Model No	APL54X	Site	CB2-H
Test Voltage	AC 120V/60Hz	Test Date	2021/3/8
Test Mode	Mode 4: Transmit RU M UNMOD_PoE Mode	Engineer	Ling Chen
Polarity	Horizontal	Temperature (℃)	21.5
Test Condition	802.11ax,Ant0+1,Ch 3,2.422G,BW40M	Humidity (%RH)	51.0

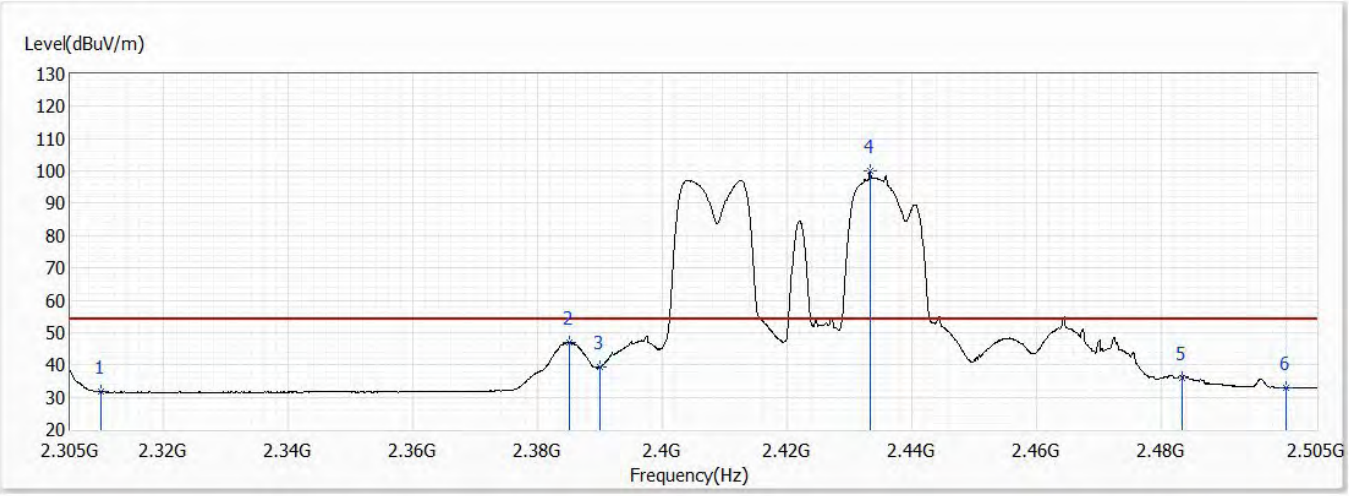

No	Frequency (MHz)	Emission Level (dBuV/m)	Limit (dBuV/m)	Margin (dB)	Reading Level (dBuV)	Correct Factor (dB)	Detector Type
1	2310.000	31.57	54.00	-22.43	18.42	13.15	AV
2	2385.100	46.81	54.00	-7.19	33.14	13.67	AV
3	2390.000	39.16	54.00	-14.84	25.46	13.70	AV
! 4	2433.400	99.98	54.00	45.98	85.97	14.01	AV
5	2483.500	35.87	54.00	-18.13	21.51	14.36	AV
6	2500.000	32.88	54.00	-21.12	18.40	14.48	AV

Note:

1. All reading above 1GHz is performed with peak and/or average measurements as necessary.
2. Emission Level = Reading Level + Correct Factor.
3. The average measurement was not performed when the peak measured data under the limit of average detection. If the readings given are average, peak measurement should also be supplied.
4. The fundamental for reference only, it’s not restricted by unwanted emission limit.

Model No	APL54X	Site	CB2-H
Test Voltage	AC 120V/60Hz	Test Date	2021/3/8
Test Mode	Mode 4: Transmit RU M UNMOD_PoE Mode	Engineer	Ling Chen
Polarity	Vertical	Temperature (℃)	21.5
Test Condition	802.11ax,Ant0+1,Ch 3,2.422G,BW40M	Humidity (%RH)	51.0

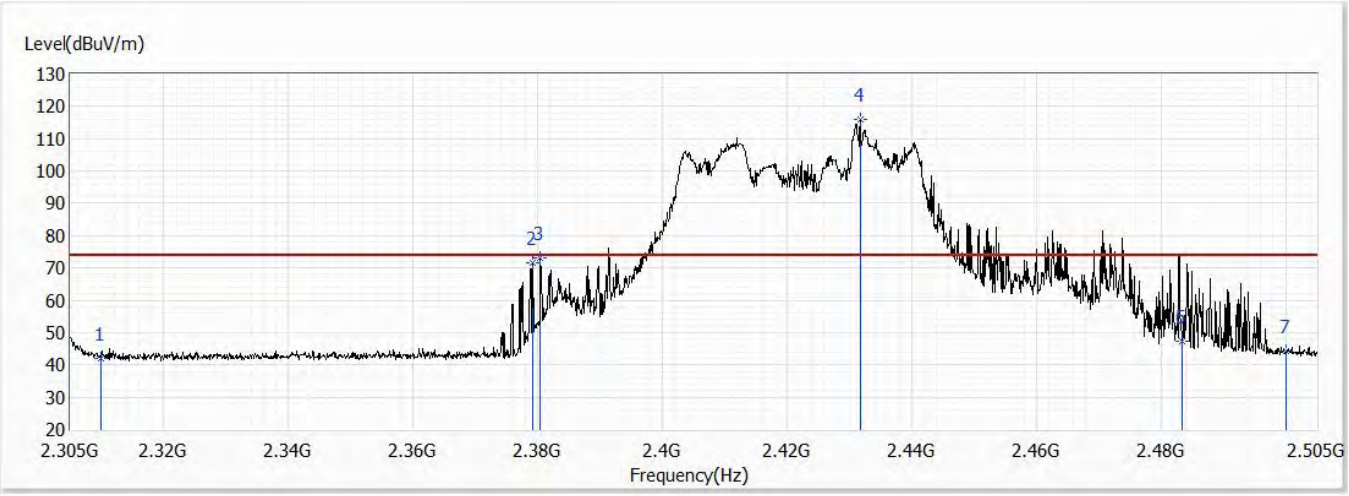

No	Frequency (MHz)	Emission Level (dBuV/m)	Limit (dBuV/m)	Margin (dB)	Reading Level (dBuV)	Correct Factor (dB)	Detector Type
1	2310.000	41.86	74.00	-32.14	28.71	13.15	PK
2	2379.200	71.75	74.00	-2.25	58.12	13.63	PK
3	2380.400	73.14	74.00	-0.86	59.51	13.63	PK
! 4	2431.700	115.87	74.00	41.87	101.87	14.00	PK
5	2483.500	47.23	74.00	-26.77	32.87	14.36	PK
6	2483.500	47.23	74.00	-26.77	32.87	14.36	PK
7	2500.000	44.19	74.00	-29.81	29.71	14.48	PK

Note:

1. All reading above 1GHz is performed with peak and/or average measurements as necessary.
2. Emission Level = Reading Level + Correct Factor.
3. The average measurement was not performed when the peak measured data under the limit of average detection. If the readings given are average, peak measurement should also be supplied.
4. The fundamental for reference only, it’s not restricted by unwanted emission limit.

Model No	APL54X	Site	CB2-H
Test Voltage	AC 120V/60Hz	Test Date	2021/3/8
Test Mode	Mode 4: Transmit RU M UNMOD_PoE Mode	Engineer	Ling Chen
Polarity	Vertical	Temperature (℃)	21.5
Test Condition	802.11ax,Ant0+1,Ch 3,2.422G,BW40M	Humidity (%RH)	51.0

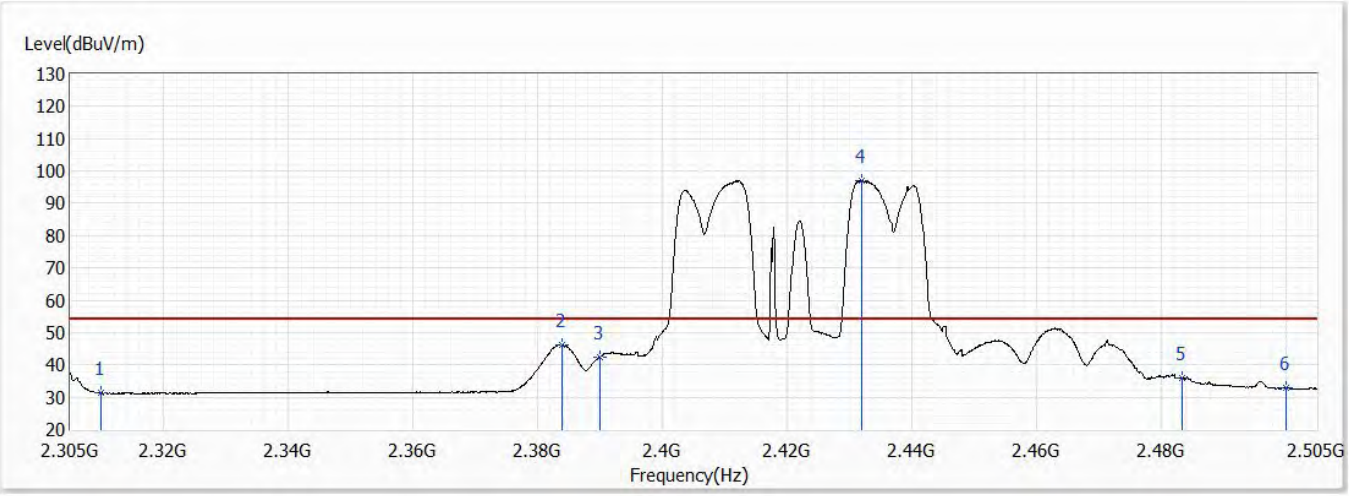

No	Frequency (MHz)	Emission Level (dBuV/m)	Limit (dBuV/m)	Margin (dB)	Reading Level (dBuV)	Correct Factor (dB)	Detector Type
1	2310.000	31.29	54.00	-22.71	18.14	13.15	AV
2	2383.900	46.12	54.00	-7.88	32.46	13.66	AV
3	2390.000	42.51	54.00	-11.49	28.81	13.70	AV
! 4	2432.000	96.93	54.00	42.93	82.92	14.01	AV
5	2483.500	35.86	54.00	-18.14	21.50	14.36	AV
6	2500.000	32.75	54.00	-21.25	18.27	14.48	AV

Note:

1. All reading above 1GHz is performed with peak and/or average measurements as necessary.
2. Emission Level = Reading Level + Correct Factor.
3. The average measurement was not performed when the peak measured data under the limit of average detection. If the readings given are average, peak measurement should also be supplied.
4. The fundamental for reference only, it’s not restricted by unwanted emission limit.

Model No	APL54X	Site	CB2-H
Test Voltage	AC 120V/60Hz	Test Date	2021/3/8
Test Mode	Mode 4: Transmit RU M UNMOD_PoE Mode	Engineer	Ling Chen
Polarity	Horizontal	Temperature (℃)	21.5
Test Condition	802.11ax,Ant0+1,Ch 6,2.437G,BW40M	Humidity (%RH)	51.0

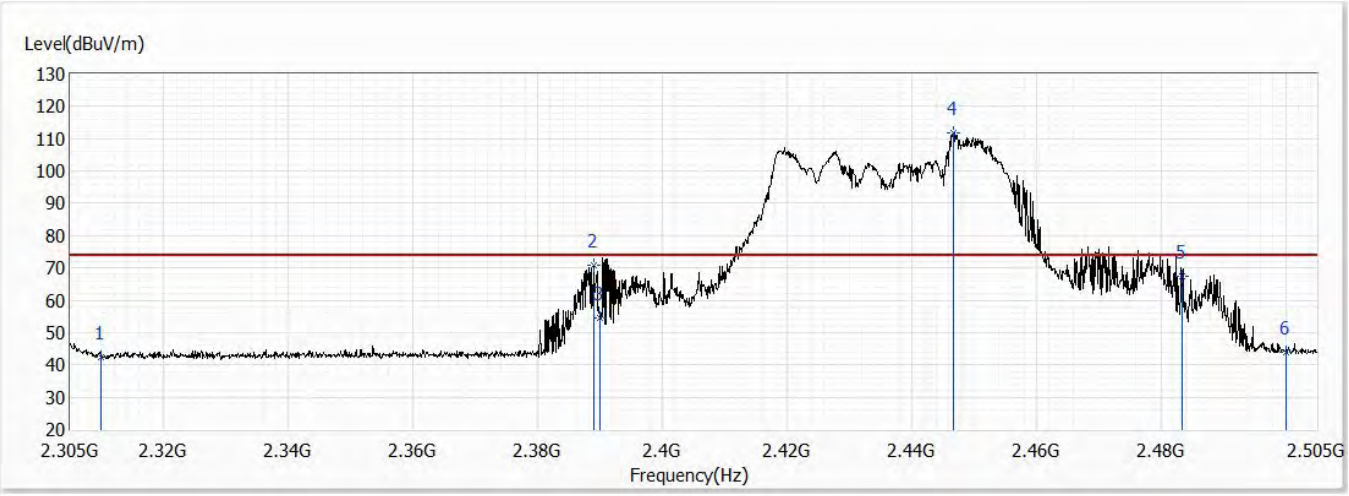

No	Frequency (MHz)	Emission Level (dBuV/m)	Limit (dBuV/m)	Margin (dB)	Reading Level (dBuV)	Correct Factor (dB)	Detector Type
1	2310.000	42.19	74.00	-31.81	29.04	13.15	PK
2	2389.000	70.93	74.00	-3.07	57.23	13.70	PK
3	2390.000	54.40	74.00	-19.60	40.70	13.70	PK
! 4	2446.800	111.91	74.00	37.91	97.81	14.10	PK
5	2483.500	67.50	74.00	-6.50	53.14	14.36	PK
6	2500.000	43.82	74.00	-30.18	29.34	14.48	PK

Note:

1. All reading above 1GHz is performed with peak and/or average measurements as necessary.
2. Emission Level = Reading Level + Correct Factor.
3. The average measurement was not performed when the peak measured data under the limit of average detection. If the readings given are average, peak measurement should also be supplied.
4. The fundamental for reference only, it’s not restricted by unwanted emission limit.

Model No	APL54X	Site	CB2-H
Test Voltage	AC 120V/60Hz	Test Date	2021/3/8
Test Mode	Mode 4: Transmit RU M UNMOD_PoE Mode	Engineer	Ling Chen
Polarity	Horizontal	Temperature (℃)	21.5
Test Condition	802.11ax,Ant0+1,Ch 6,2.437G,BW40M	Humidity (%RH)	51.0

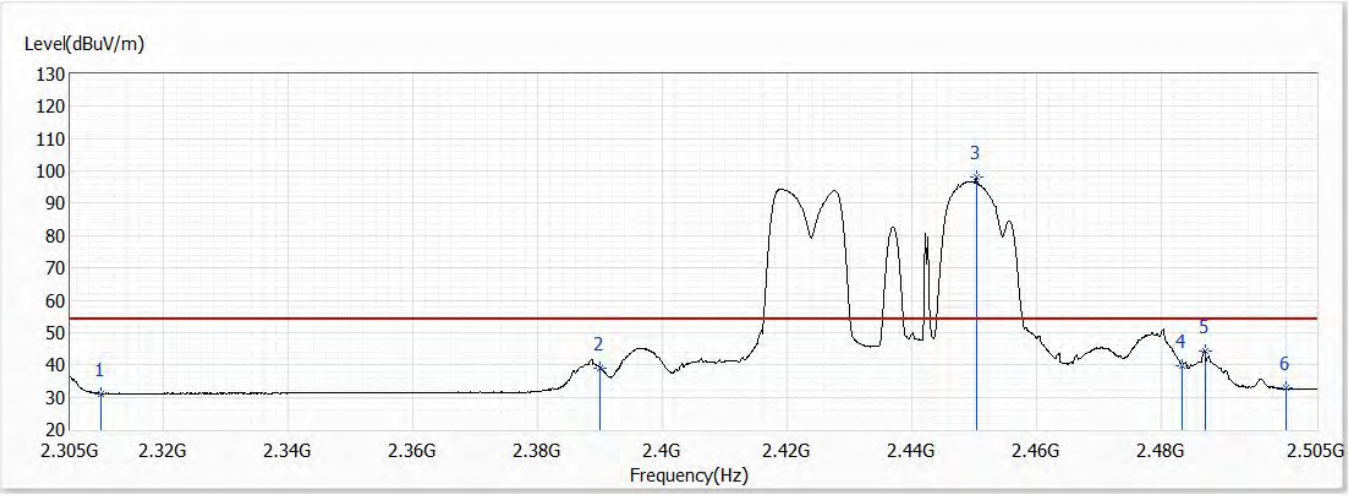

No	Frequency (MHz)	Emission Level (dBuV/m)	Limit (dBuV/m)	Margin (dB)	Reading Level (dBuV)	Correct Factor (dB)	Detector Type
1	2310.000	31.17	54.00	-22.83	18.02	13.15	AV
2	2390.000	39.14	54.00	-14.86	25.44	13.70	AV
! 3	2450.500	98.30	54.00	44.30	84.17	14.13	AV
4	2483.500	39.76	54.00	-14.24	25.40	14.36	AV
5	2487.100	44.17	54.00	-9.83	29.78	14.39	AV
6	2500.000	32.73	54.00	-21.27	18.25	14.48	AV

Note:

1. All reading above 1GHz is performed with peak and/or average measurements as necessary.
2. Emission Level = Reading Level + Correct Factor.
3. The average measurement was not performed when the peak measured data under the limit of average detection. If the readings given are average, peak measurement should also be supplied.
4. The fundamental for reference only, it’s not restricted by unwanted emission limit.

Model No	APL54X	Site	CB2-H
Test Voltage	AC 120V/60Hz	Test Date	2021/3/8
Test Mode	Mode 4: Transmit RU M UNMOD_PoE Mode	Engineer	Ling Chen
Polarity	Vertical	Temperature (℃)	21.5
Test Condition	802.11ax,Ant0+1,Ch 6,2.437G,BW40M	Humidity (%RH)	51.0

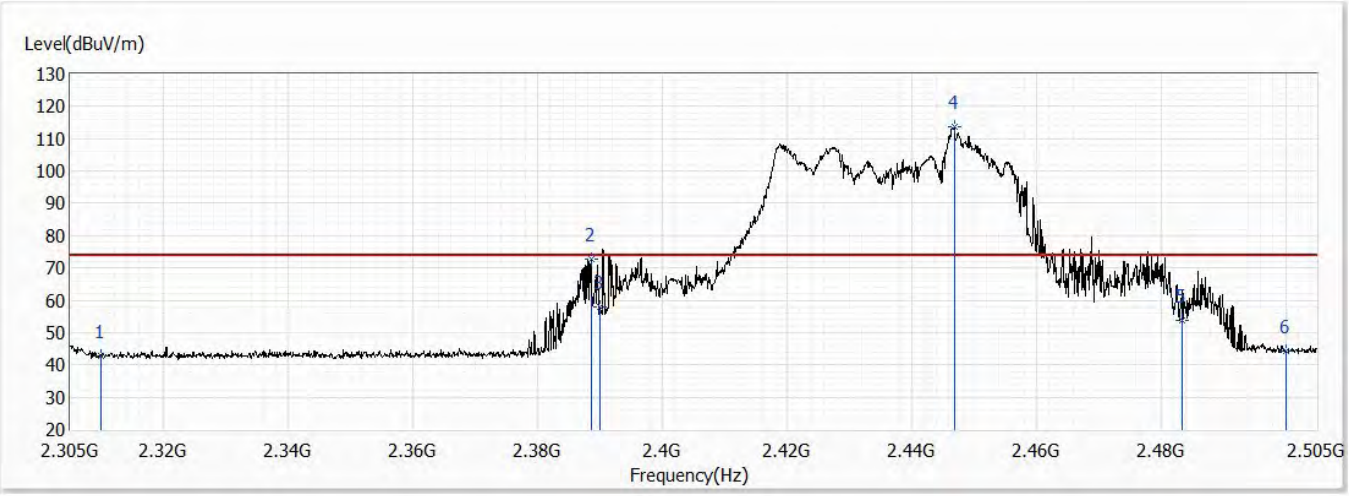

No	Frequency (MHz)	Emission Level (dBuV/m)	Limit (dBuV/m)	Margin (dB)	Reading Level (dBuV)	Correct Factor (dB)	Detector Type
1	2310.000	42.89	74.00	-31.11	29.74	13.15	PK
2	2388.600	72.67	74.00	-1.33	58.97	13.70	PK
3	2390.000	57.80	74.00	-16.20	44.10	13.70	PK
! 4	2446.900	113.64	74.00	39.64	99.54	14.10	PK
5	2483.500	53.78	74.00	-20.22	39.42	14.36	PK
6	2500.000	44.44	74.00	-29.56	29.96	14.48	PK

Note:

1. All reading above 1GHz is performed with peak and/or average measurements as necessary.
2. Emission Level = Reading Level + Correct Factor.
3. The average measurement was not performed when the peak measured data under the limit of average detection. If the readings given are average, peak measurement should also be supplied.
4. The fundamental for reference only, it’s not restricted by unwanted emission limit.

Model No	APL54X	Site	CB2-H
Test Voltage	AC 120V/60Hz	Test Date	2021/3/8
Test Mode	Mode 4: Transmit RU M UNMOD_PoE Mode	Engineer	Ling Chen
Polarity	Vertical	Temperature (℃)	21.5
Test Condition	802.11ax,Ant0+1,Ch 6,2.437G,BW40M	Humidity (%RH)	51.0

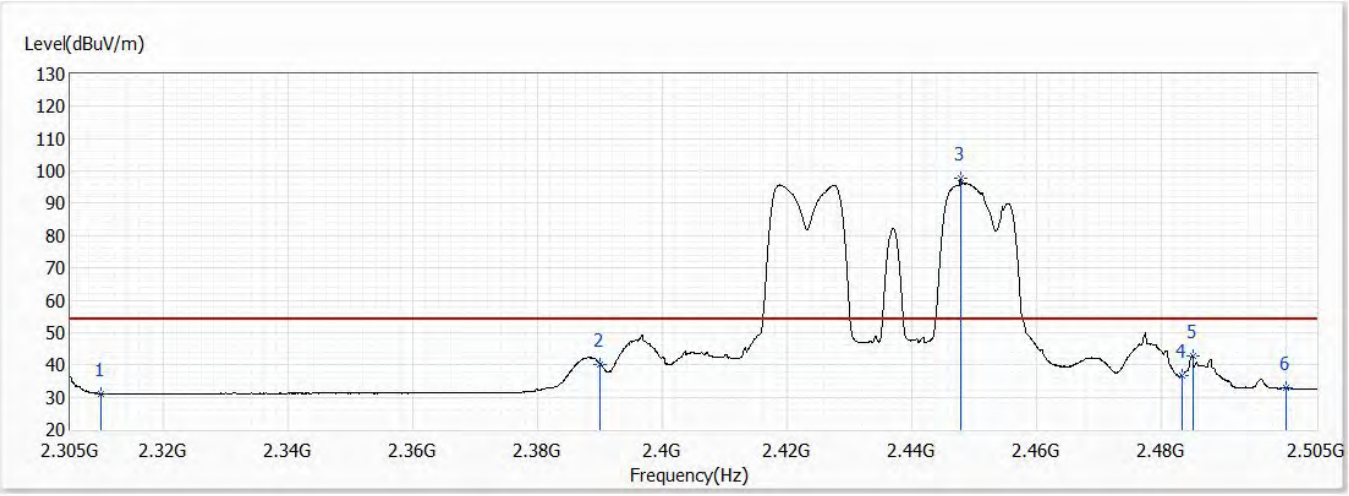

No	Frequency (MHz)	Emission Level (dBuV/m)	Limit (dBuV/m)	Margin (dB)	Reading Level (dBuV)	Correct Factor (dB)	Detector Type
1	2310.000	31.04	54.00	-22.96	17.89	13.15	AV
2	2390.000	40.26	54.00	-13.74	26.56	13.70	AV
! 3	2447.900	97.80	54.00	43.80	83.69	14.11	AV
4	2483.500	36.77	54.00	-17.23	22.41	14.36	AV
5	2485.100	42.76	54.00	-11.24	28.39	14.37	AV
6	2500.000	32.83	54.00	-21.17	18.35	14.48	AV

Note:

1. All reading above 1GHz is performed with peak and/or average measurements as necessary.
2. Emission Level = Reading Level + Correct Factor.
3. The average measurement was not performed when the peak measured data under the limit of average detection. If the readings given are average, peak measurement should also be supplied.
4. The fundamental for reference only, it’s not restricted by unwanted emission limit.

Model No	APL54X	Site	CB2-H
Test Voltage	AC 120V/60Hz	Test Date	2021/3/8
Test Mode	Mode 4: Transmit RU M UNMOD_PoE Mode	Engineer	Ling Chen
Polarity	Horizontal	Temperature (℃)	21.5
Test Condition	802.11ax,Ant0+1,Ch 11,2.452G,BW40M	Humidity (%RH)	51.0

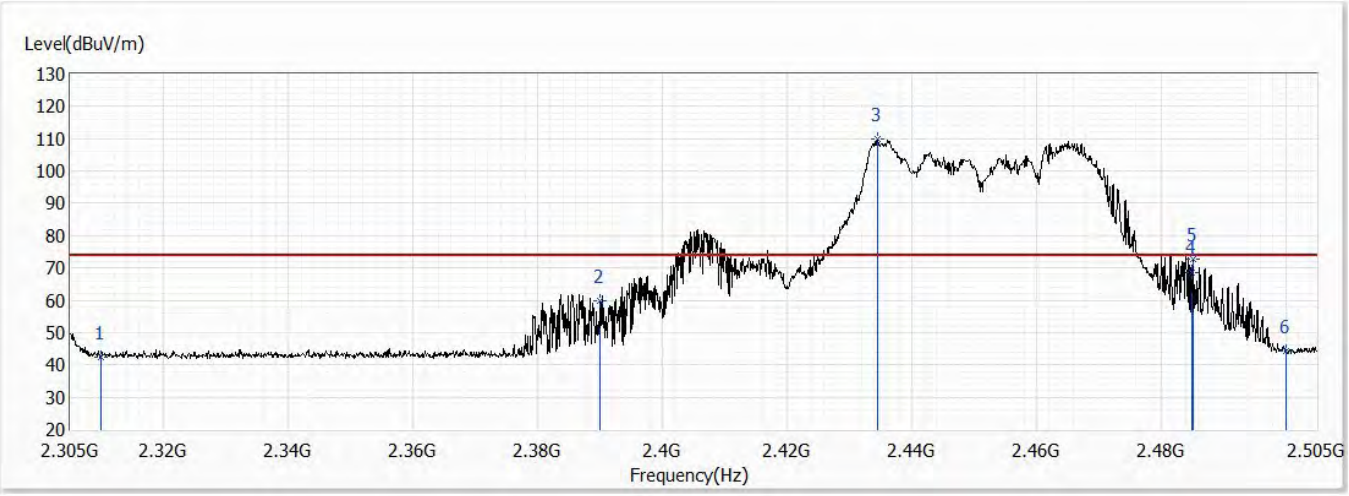

No	Frequency (MHz)	Emission Level (dBuV/m)	Limit (dBuV/m)	Margin (dB)	Reading Level (dBuV)	Correct Factor (dB)	Detector Type
1	2310.000	42.46	74.00	-31.54	29.31	13.15	PK
2	2390.000	59.91	74.00	-14.09	46.21	13.70	PK
! 3	2434.500	109.77	74.00	35.77	95.76	14.01	PK
4	2485.000	68.69	74.00	-5.31	54.32	14.37	PK
5	2485.200	72.62	74.00	-1.38	58.25	14.37	PK
6	2500.000	44.23	74.00	-29.77	29.75	14.48	PK

Note:

1. All reading above 1GHz is performed with peak and/or average measurements as necessary.
2. Emission Level = Reading Level + Correct Factor.
3. The average measurement was not performed when the peak measured data under the limit of average detection. If the readings given are average, peak measurement should also be supplied.
4. The fundamental for reference only, it’s not restricted by unwanted emission limit.

Model No	APL54X	Site	CB2-H
Test Voltage	AC 120V/60Hz	Test Date	2021/3/8
Test Mode	Mode 4: Transmit RU M UNMOD_PoE Mode	Engineer	Ling Chen
Polarity	Horizontal	Temperature (℃)	21.5
Test Condition	802.11ax,Ant0+1,Ch 11,2.452G,BW40M	Humidity (%RH)	51.0

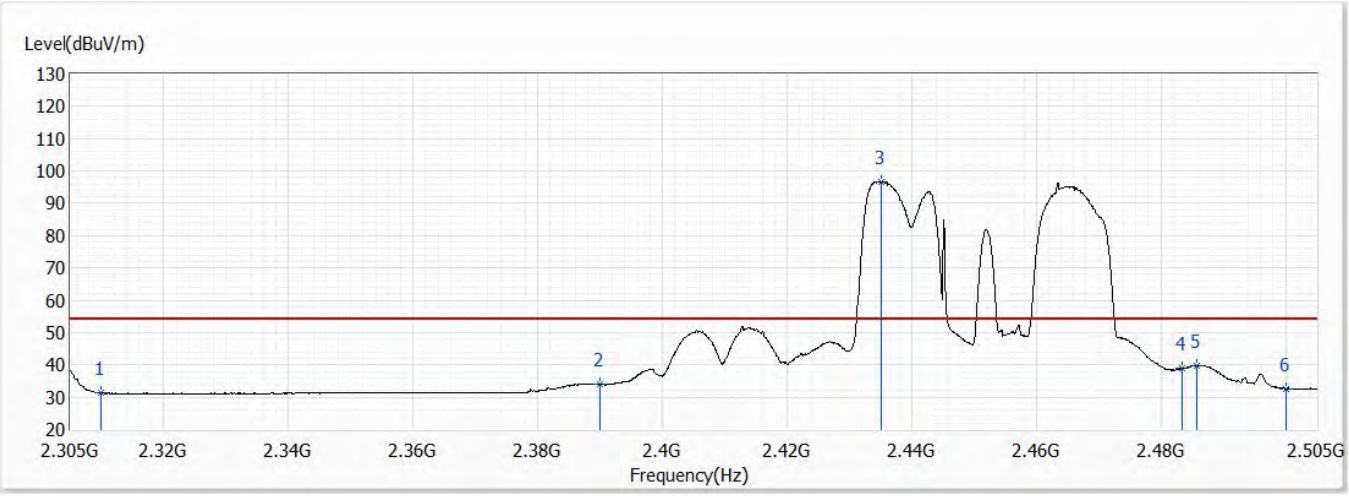

No	Frequency (MHz)	Emission Level (dBuV/m)	Limit (dBuV/m)	Margin (dB)	Reading Level (dBuV)	Correct Factor (dB)	Detector Type
1	2310.000	31.31	54.00	-22.69	18.16	13.15	AV
2	2390.000	33.87	54.00	-20.13	20.17	13.70	AV
! 3	2435.100	96.76	54.00	42.76	82.74	14.02	AV
4	2483.500	39.09	54.00	-14.91	24.73	14.36	AV
5	2485.800	39.88	54.00	-14.12	25.50	14.38	AV
6	2500.000	32.70	54.00	-21.30	18.22	14.48	AV

Note:

1. All reading above 1GHz is performed with peak and/or average measurements as necessary.
2. Emission Level = Reading Level + Correct Factor.
3. The average measurement was not performed when the peak measured data under the limit of average detection. If the readings given are average, peak measurement should also be supplied.
4. The fundamental for reference only, it’s not restricted by unwanted emission limit.

Model No	APL54X	Site	CB2-H
Test Voltage	AC 120V/60Hz	Test Date	2021/3/8
Test Mode	Mode 4: Transmit RU M UNMOD_PoE Mode	Engineer	Ling Chen
Polarity	Vertical	Temperature (℃)	21.5
Test Condition	802.11ax,Ant0+1,Ch 11,2.452G,BW40M	Humidity (%RH)	51.0

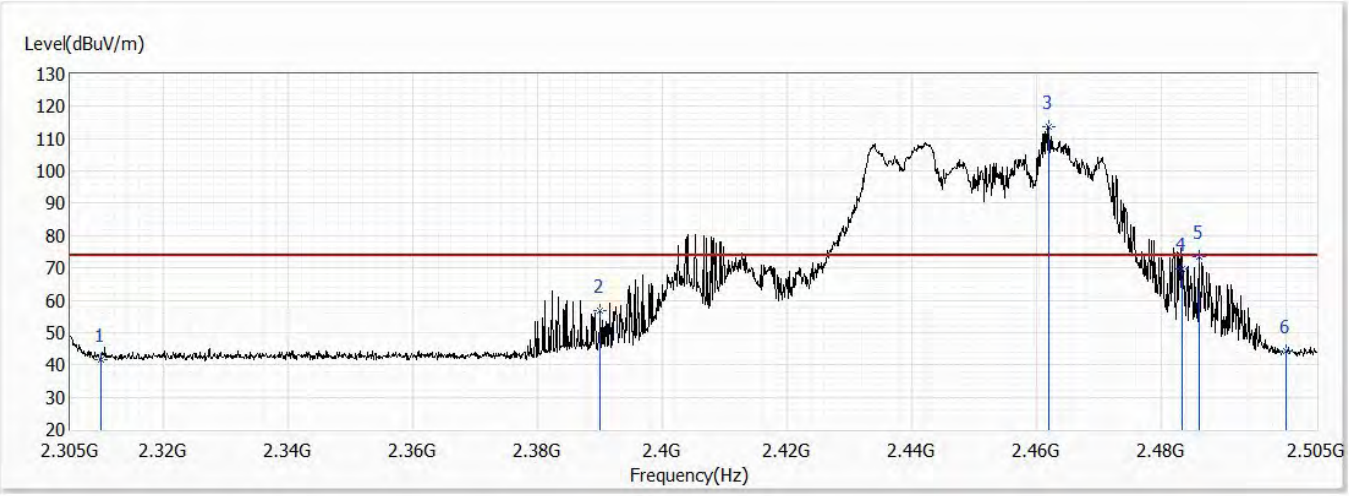

No	Frequency (MHz)	Emission Level (dBuV/m)	Limit (dBuV/m)	Margin (dB)	Reading Level (dBuV)	Correct Factor (dB)	Detector Type
1	2310.000	41.72	74.00	-32.28	28.57	13.15	PK
2	2390.000	56.97	74.00	-17.03	43.27	13.70	PK
! 3	2462.000	113.75	74.00	39.75	99.54	14.21	PK
4	2483.500	69.81	74.00	-4.19	55.45	14.36	PK
5	2486.100	73.48	74.00	-0.52	59.10	14.38	PK
6	2500.000	44.26	74.00	-29.74	29.78	14.48	PK

Note:

1. All reading above 1GHz is performed with peak and/or average measurements as necessary.
2. Emission Level = Reading Level + Correct Factor.
3. The average measurement was not performed when the peak measured data under the limit of average detection. If the readings given are average, peak measurement should also be supplied.
4. The fundamental for reference only, it’s not restricted by unwanted emission limit.

Model No	APL54X	Site	CB2-H
Test Voltage	AC 120V/60Hz	Test Date	2021/3/8
Test Mode	Mode 4: Transmit RU M UNMOD_PoE Mode	Engineer	Ling Chen
Polarity	Vertical	Temperature (℃)	21.5
Test Condition	802.11ax,Ant0+1,Ch 11,2.452G,BW40M	Humidity (%RH)	51.0

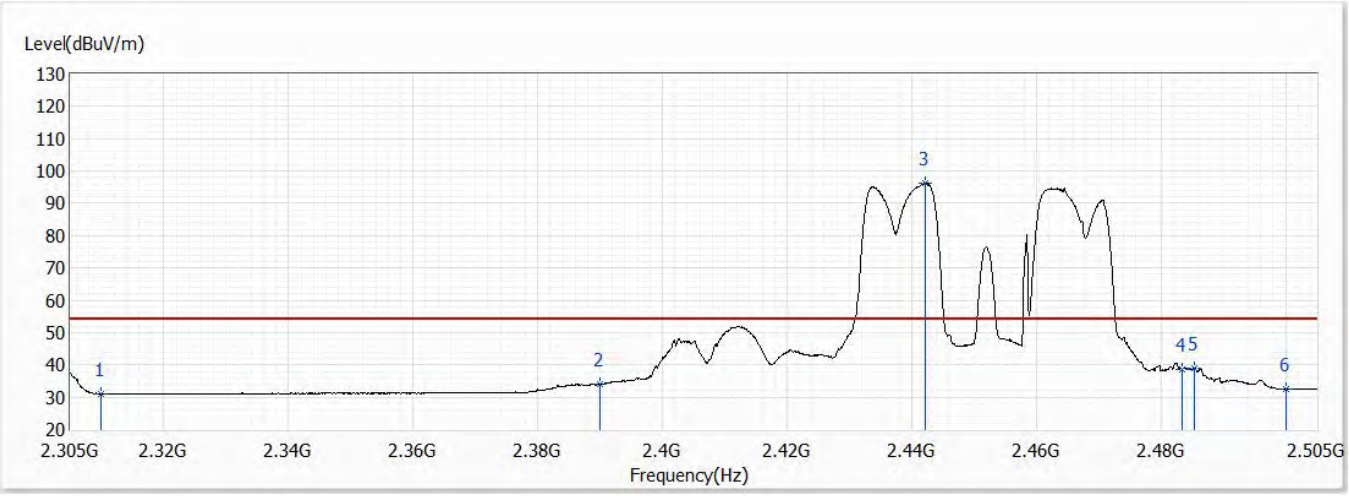

No	Frequency (MHz)	Emission Level (dBuV/m)	Limit (dBuV/m)	Margin (dB)	Reading Level (dBuV)	Correct Factor (dB)	Detector Type
1	2310.000	31.02	54.00	-22.98	17.87	13.15	AV
2	2390.000	33.99	54.00	-20.01	20.29	13.70	AV
! 3	2442.200	96.25	54.00	42.25	82.18	14.07	AV
4	2483.500	38.72	54.00	-15.28	24.36	14.36	AV
5	2485.400	38.95	54.00	-15.05	24.57	14.38	AV
6	2500.000	32.67	54.00	-21.33	18.19	14.48	AV

Note:

1. All reading above 1GHz is performed with peak and/or average measurements as necessary.
2. Emission Level = Reading Level + Correct Factor.
3. The average measurement was not performed when the peak measured data under the limit of average detection. If the readings given are average, peak measurement should also be supplied.
4. The fundamental for reference only, it’s not restricted by unwanted emission limit.

6. DTS Bandwidth

6.1. Test Setup

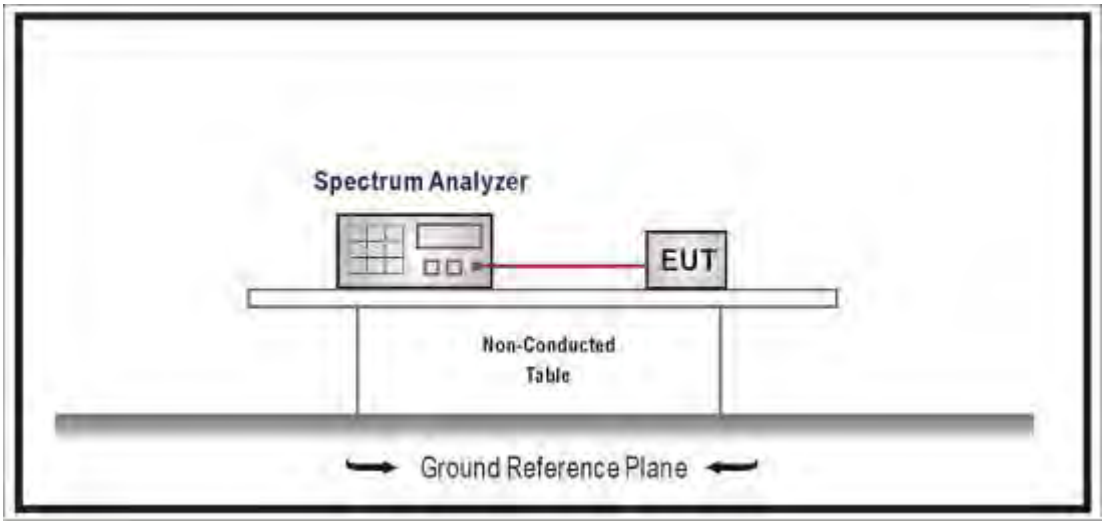

6.2. Test Procedures

The EUT was setup according to ANSI C63.10: 2013; tested procedure section 8.1 of KDB 558074 D01 v05r02 for compliance to FCC 47CFR 15.247 requirements. Set RBW = 100KHz, Set the VBW≧3xRBW, Sweep Time=Auto, Set Peak Detector.

6.3. Limits

The 6 dB bandwidth must be greater than 500 kHz.

6.4. Test Specification

According to FCC Part 15 Subpart C Paragraph 15.247: 2019

6.5. Test Result

Product	2x2 11ax WIFI AP		
Test Item	DTS Bandwidth		
Test Mode	Mode 2: Transmit CDD_PoE Mode		
Date of Test	2021/02/23	Test Site	SR12-H
Temperature (°C)	22.0	Humidity (%RH)	63.0

802.11b (ANT 0)				
Channel No.	Frequency (MHz)	Measurement Level (kHz)	Required Limit (kHz)	Result
01	2412	7650	>500	Pass
06	2437	7150	>500	Pass
11	2462	7700	>500	Pass

Channel 1 (2412MHz)

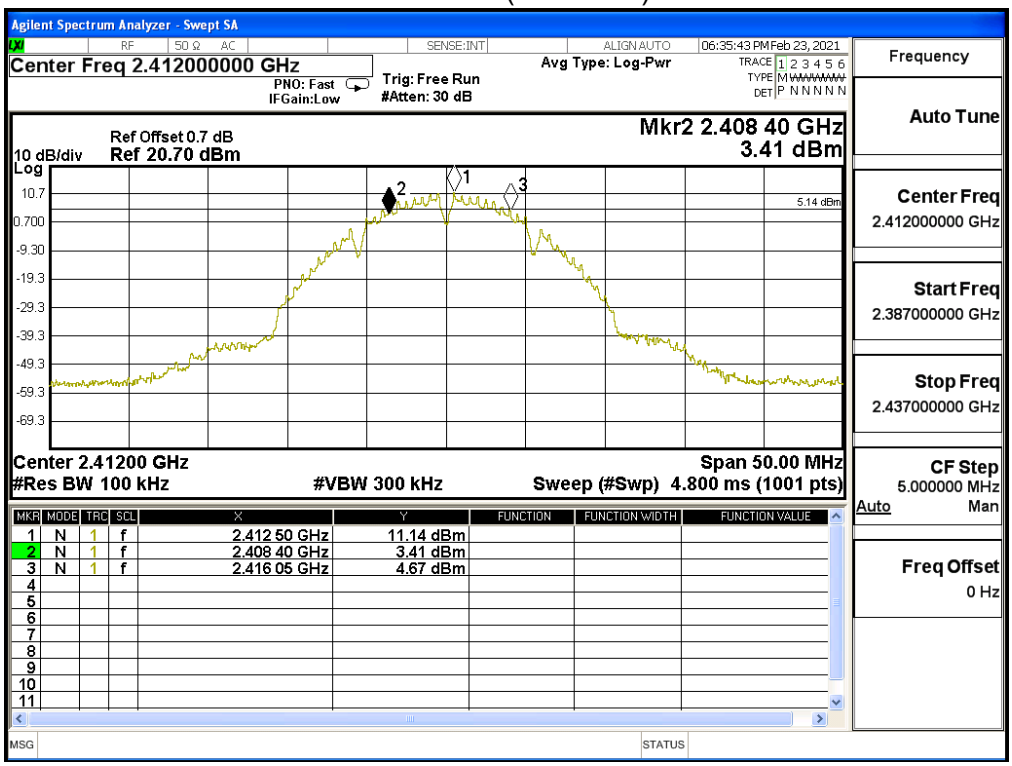

Channel 6 (2437MHz)

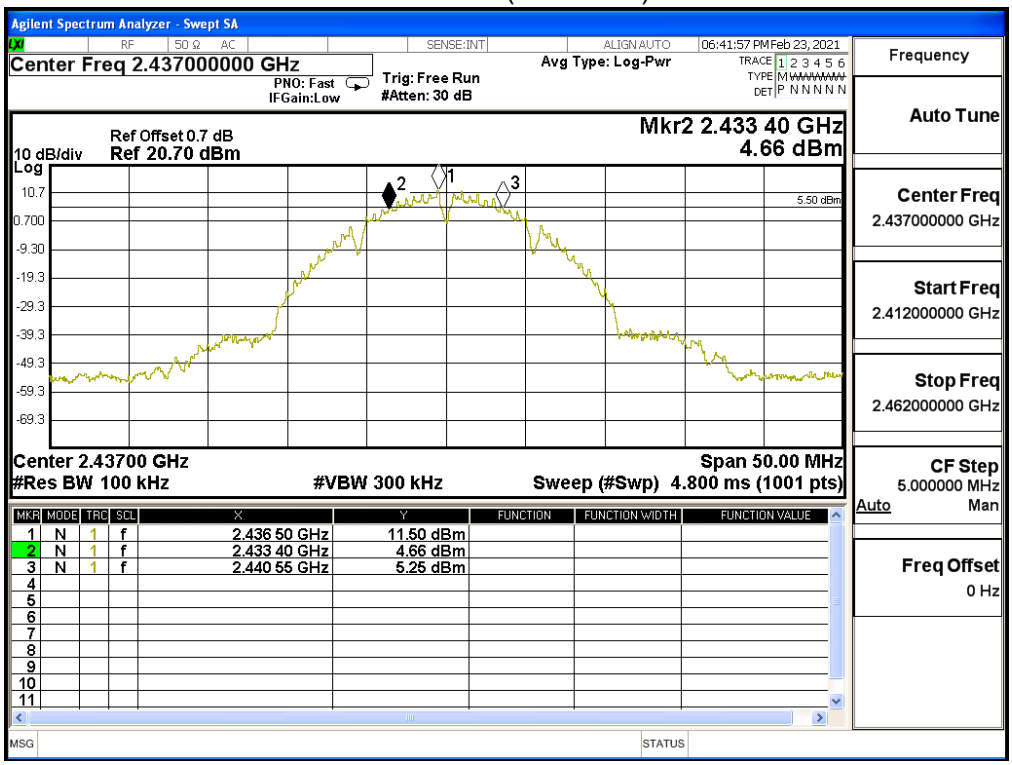

Channel 11 (2462MHz)

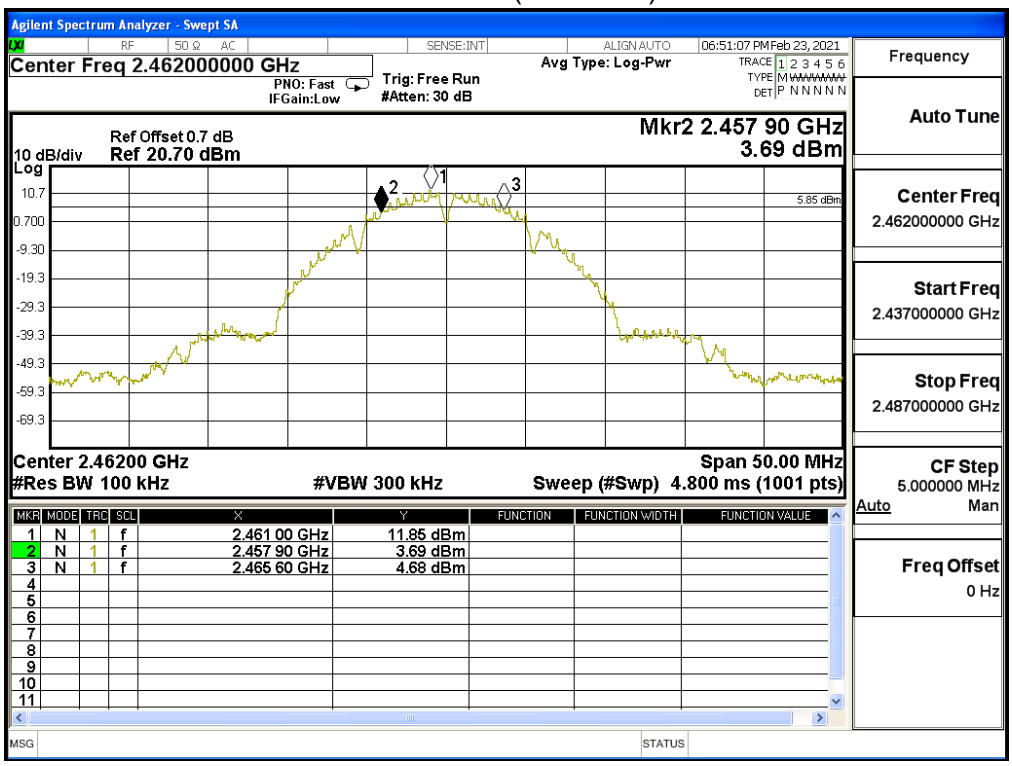

Product	2x2 11ax WIFI AP		
Test Item	DTS Bandwidth		
Test Mode	Mode 2: Transmit CDD_PoE Mode		
Date of Test	2021/02/24	Test Site	SR12-H
Temperature (°C)	22.0	Humidity (%RH)	62.0

802.11b (ANT 1)				
Channel No.	Frequency (MHz)	Measurement Level (kHz)	Required Limit (kHz)	Result
01	2412	8150	>500	Pass
06	2437	8150	>500	Pass
11	2462	8150	>500	Pass

Channel 1 (2412MHz)

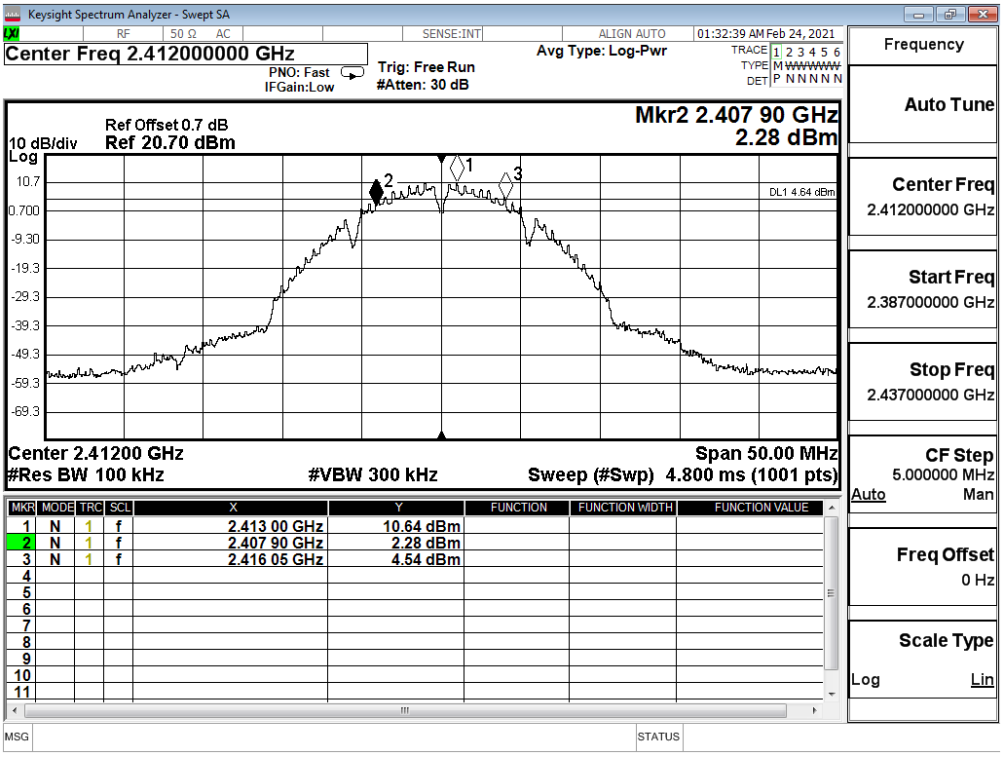

Channel 6 (2437MHz)

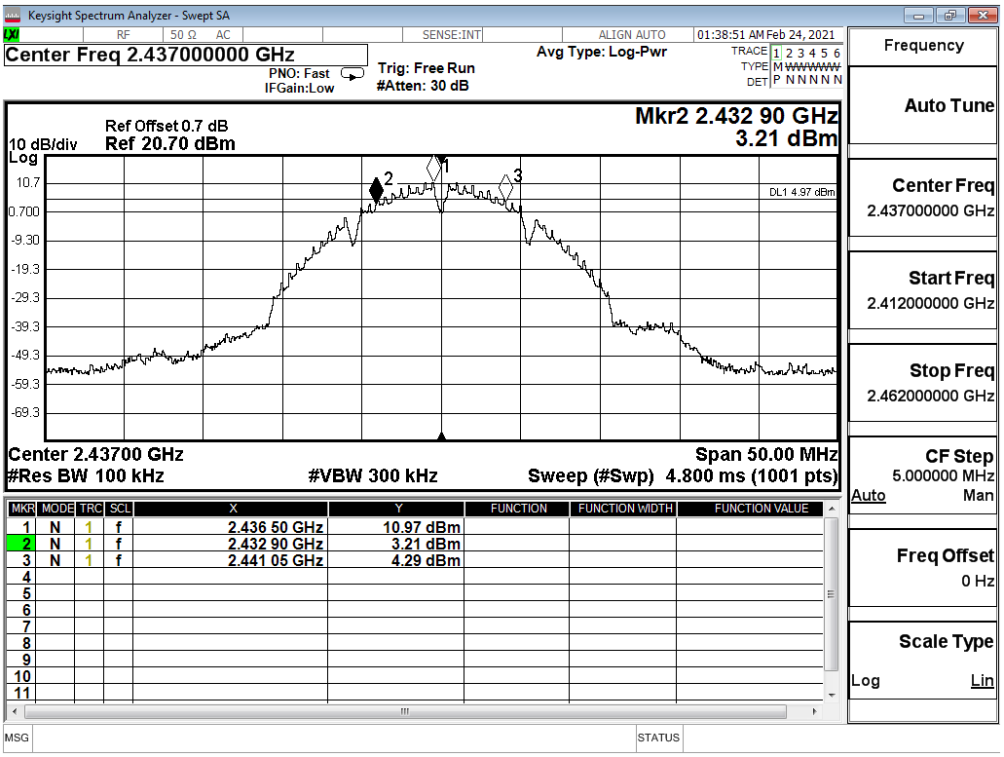

Channel 11 (2462MHz)

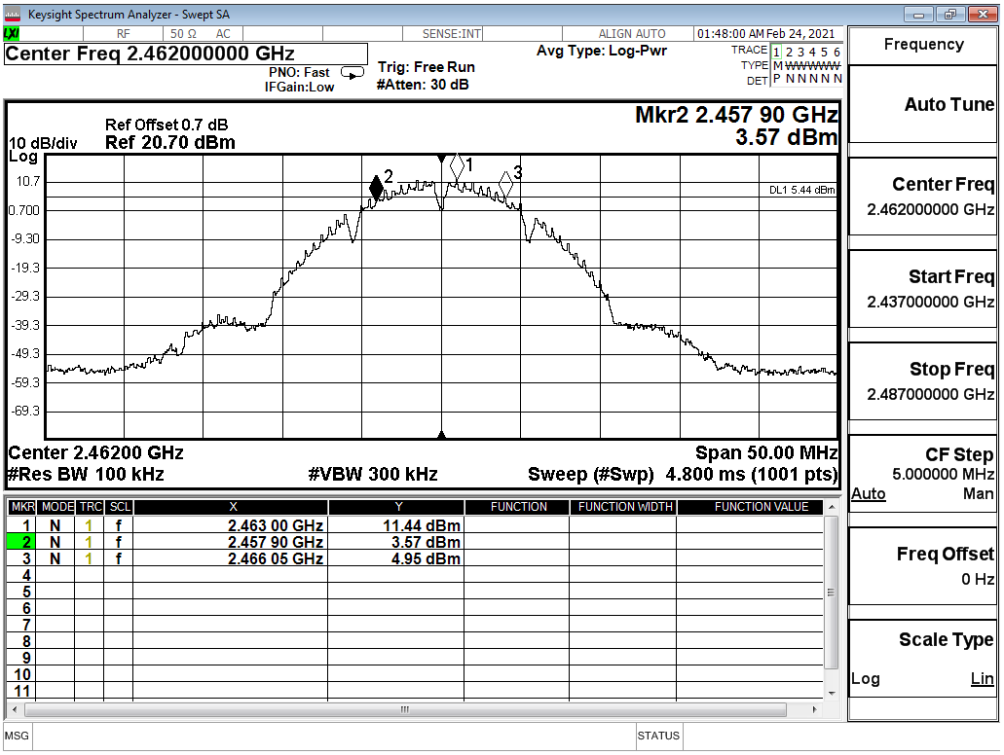

Product	2x2 11ax WIFI AP		
Test Item	DTS Bandwidth		
Test Mode	Mode 2: Transmit CDD_PoE Mode		
Date of Test	2021/02/23	Test Site	SR12-H
Temperature (°C)	22.0	Humidity (%RH)	63.0

802.11g (ANT 0)				
Channel No.	Frequency (MHz)	Measurement Level (kHz)	Required Limit (kHz)	Result
01	2412	15400	>500	Pass
06	2437	16100	>500	Pass
11	2462	15800	>500	Pass

Channel 1 (2412MHz)

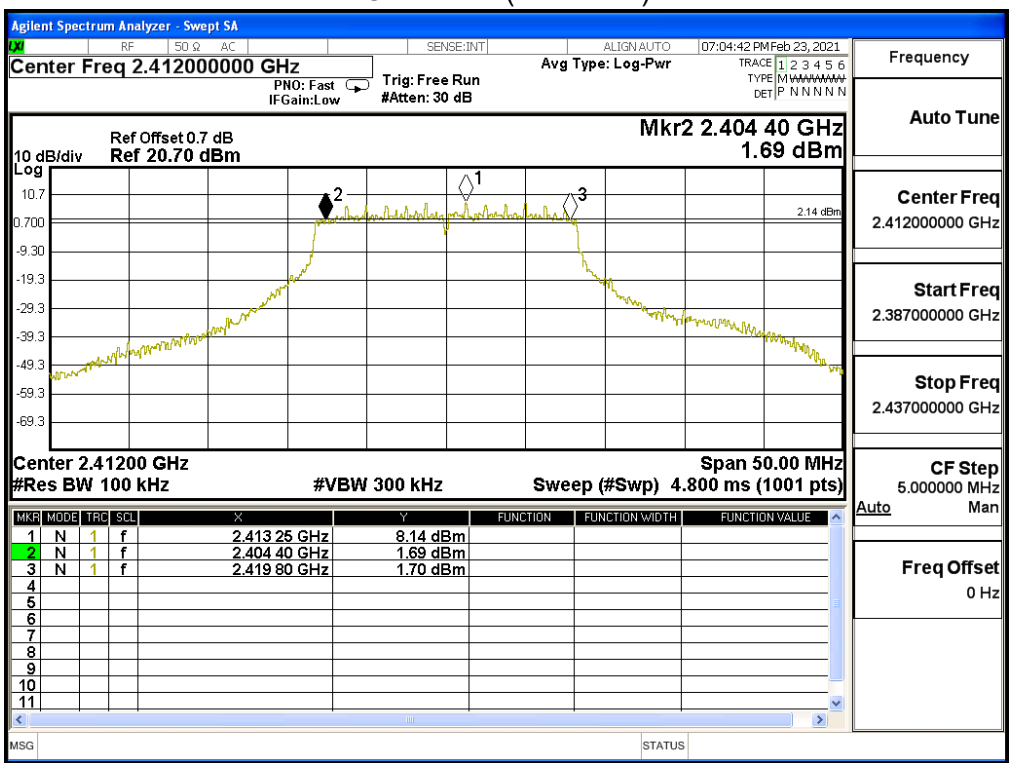

Channel 6 (2437MHz)

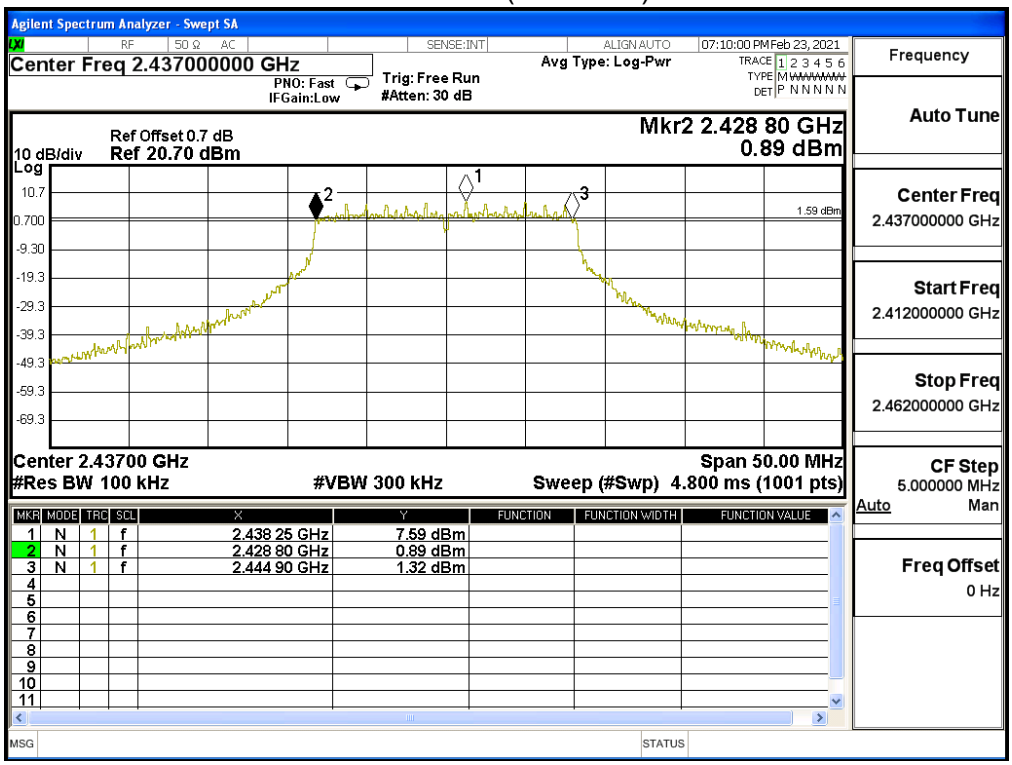

Channel 11 (2462MHz)

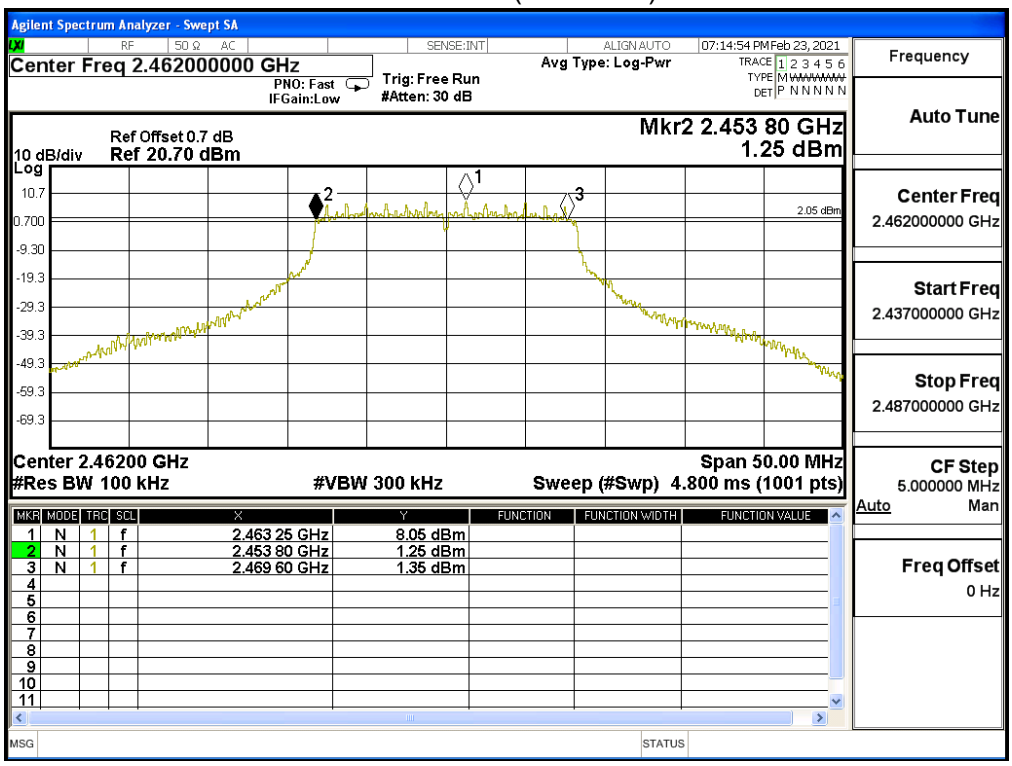

Product	2x2 11ax WIFI AP		
Test Item	DTS Bandwidth		
Test Mode	Mode 2: Transmit CDD_PoE Mode		
Date of Test	2021/02/24	Test Site	SR12-H
Temperature (°C)	22.0	Humidity (%RH)	62.0

802.11g (ANT 1)				
Channel No.	Frequency (MHz)	Measurement Level (kHz)	Required Limit (kHz)	Result
01	2412	15550	>500	Pass
06	2437	15600	>500	Pass
11	2462	15450	>500	Pass

Channel 1 (2412MHz)

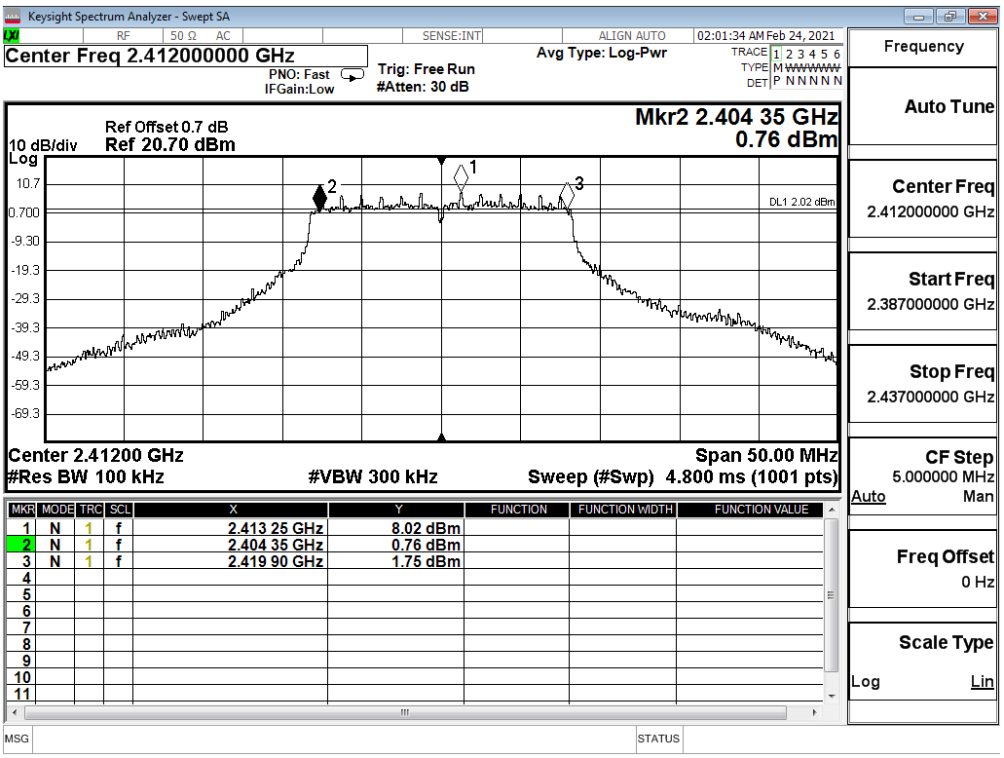

Channel 6 (2437MHz)

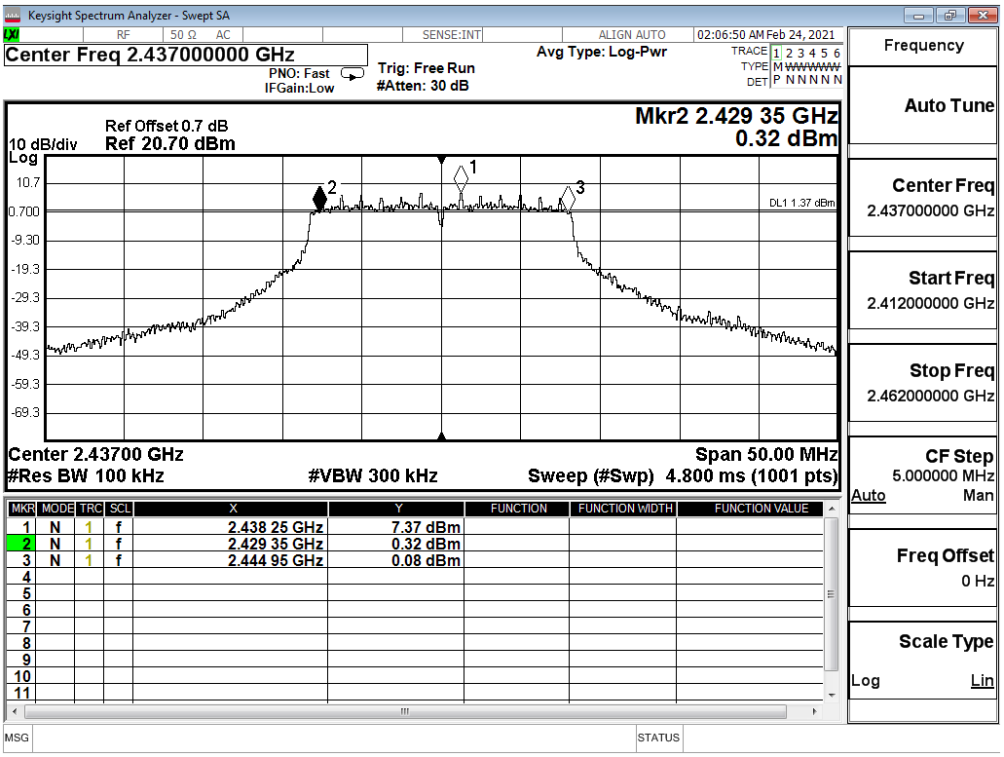

Channel 11 (2462MHz)

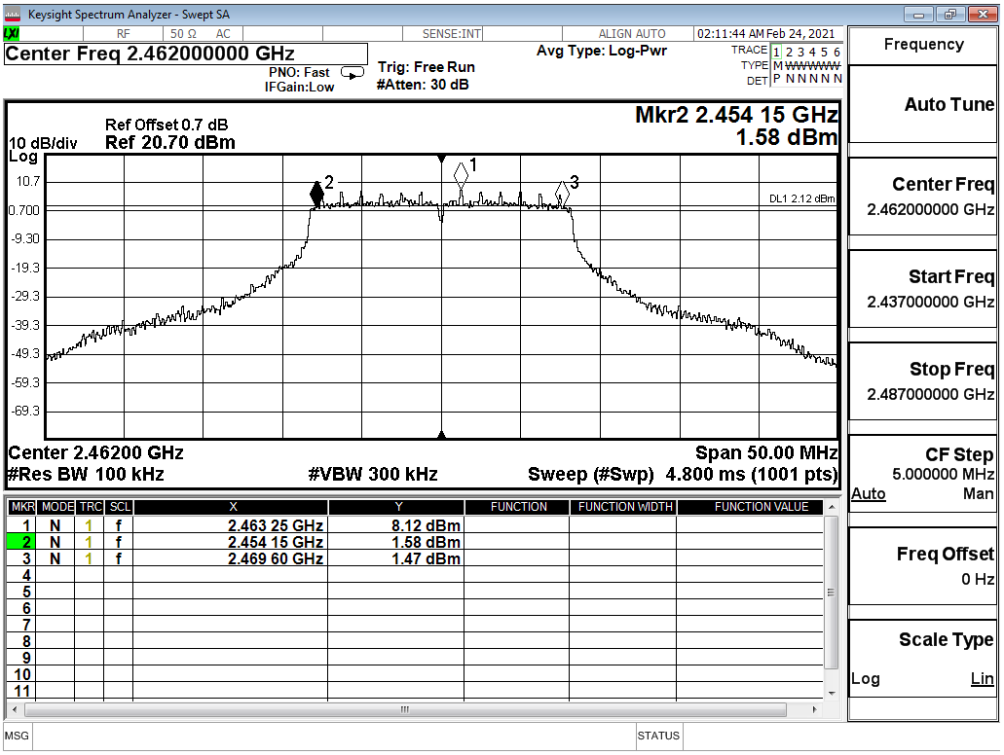

Product	2x2 11ax WIFI AP		
Test Item	DTS Bandwidth		
Test Mode	Mode 3: Transmit RU Full_PoE Mode		
Date of Test	2021/02/23	Test Site	SR12-H
Temperature (°C)	22.0	Humidity (%RH)	63.0

IEEE 802.11ax(20M)(ANT 0)				
Channel No.	Frequency (MHz)	Measurement Level (kHz)	Required Limit (kHz)	Result
01	2412	15950	>500	Pass
06	2437	18300	>500	Pass
11	2462	17500	>500	Pass

Channel 1 (2412MHz)

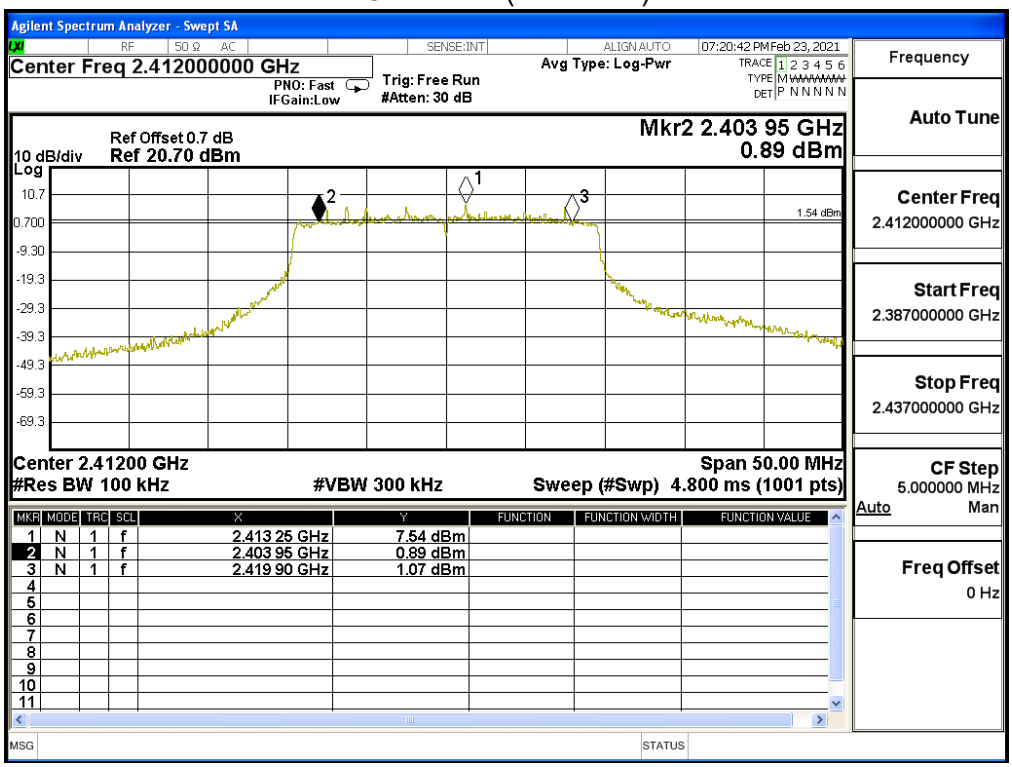

Channel 6 (2437MHz)

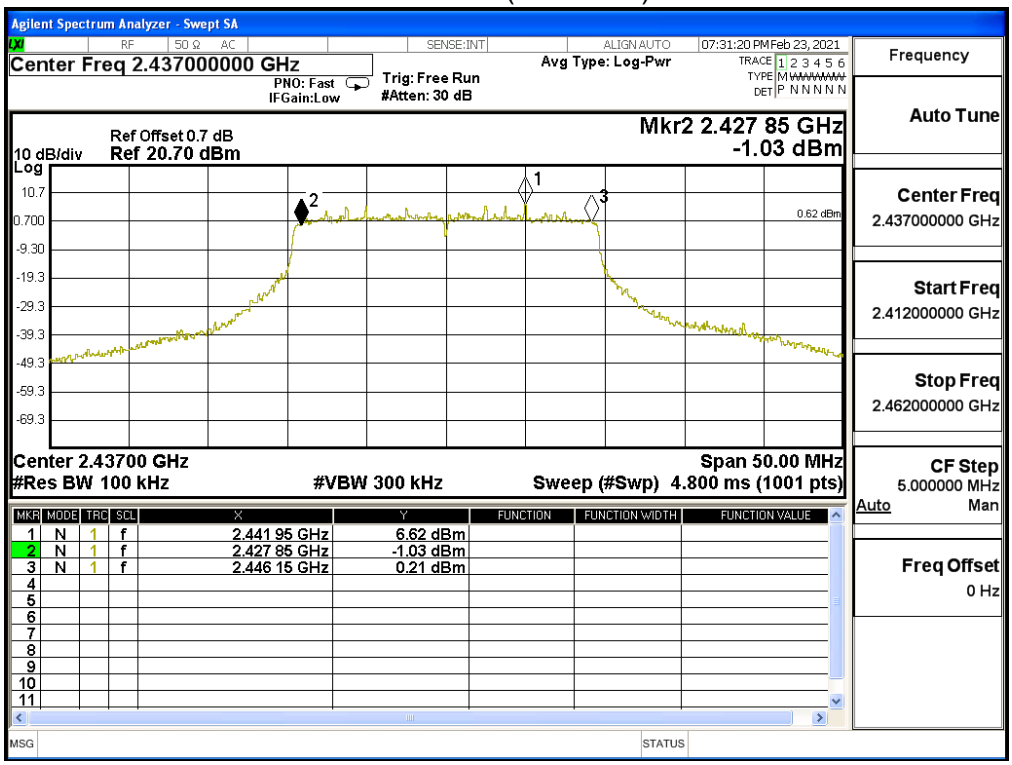

Channel 11 (2462MHz)

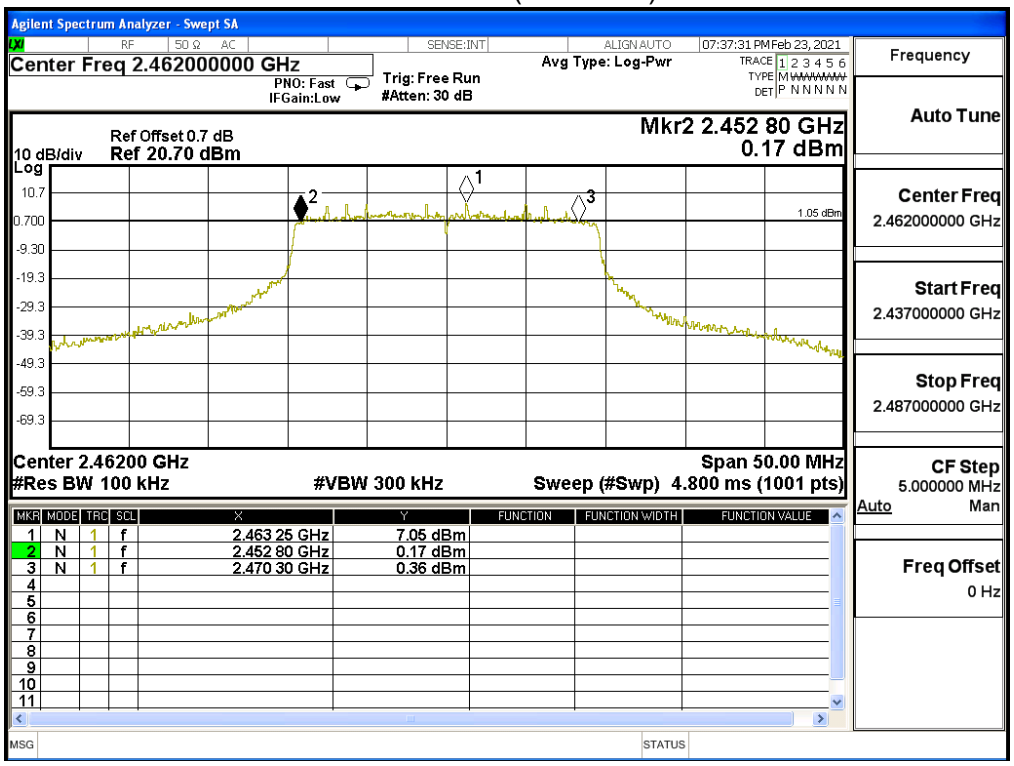

Product	2x2 11ax WIFI AP		
Test Item	DTS Bandwidth		
Test Mode	Mode 3: Transmit RU Full_PoE Mode		
Date of Test	2021/02/24	Test Site	SR12-H
Temperature (°C)	22.0	Humidity (%RH)	62.0

IEEE 802.11ax(20M)(ANT 1)				
Channel No.	Frequency (MHz)	Measurement Level (kHz)	Required Limit (kHz)	Result
01	2412	17150	>500	Pass
06	2437	18550	>500	Pass
11	2462	17850	>500	Pass

Channel 1 (2412MHz)

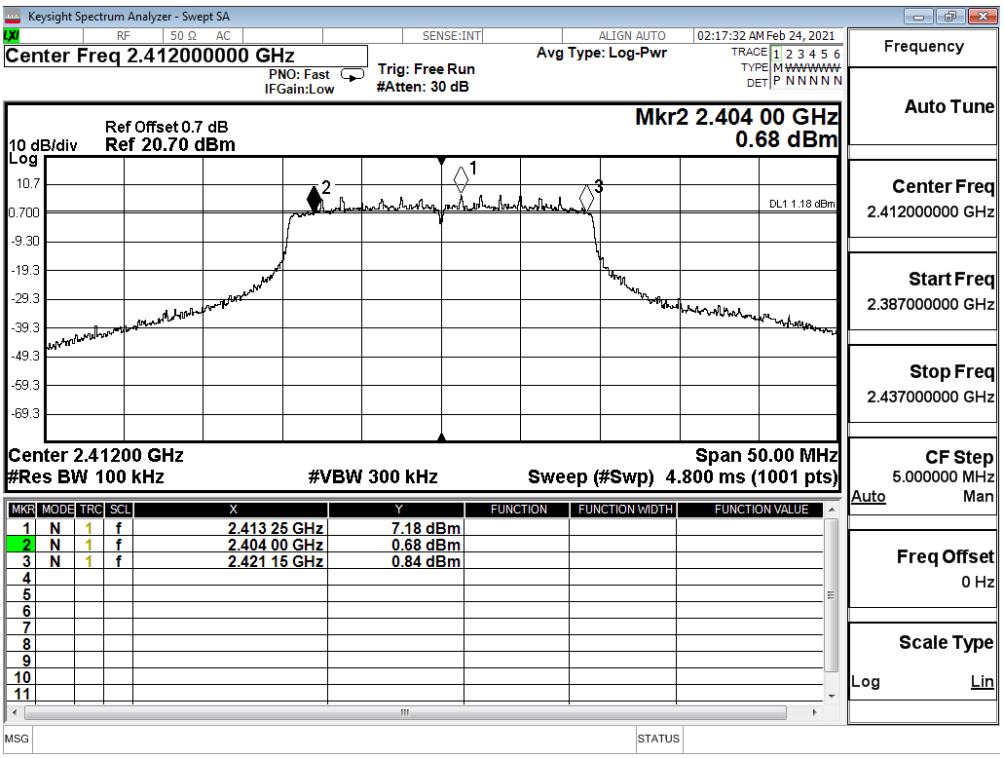

Channel 6 (2437MHz)

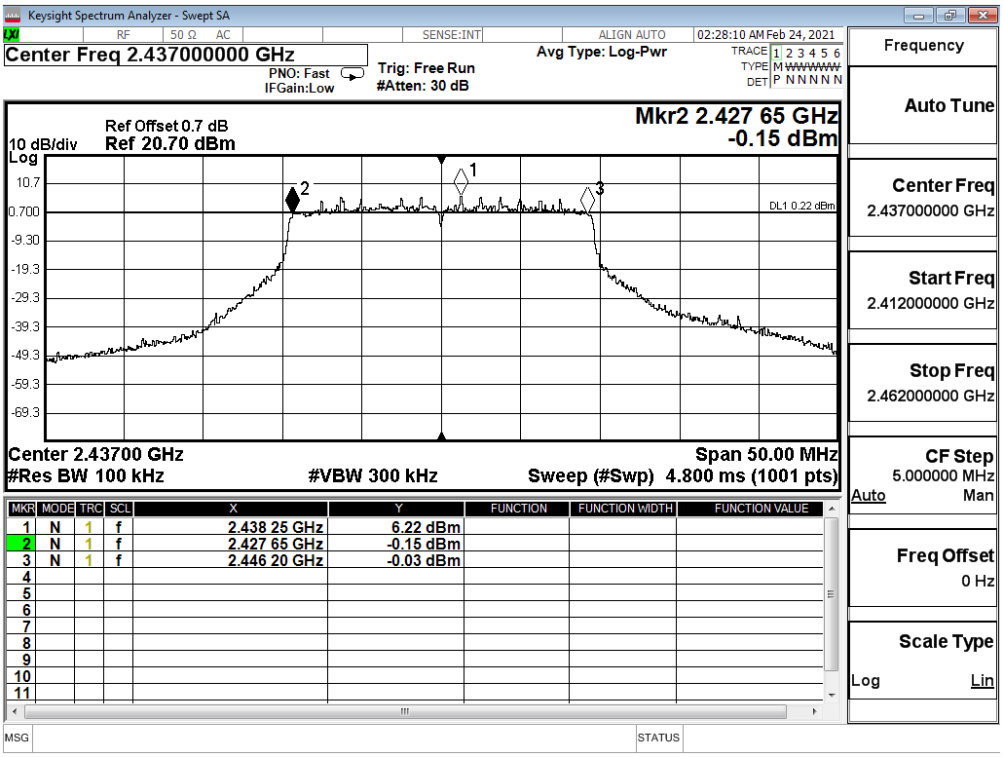

Channel 11 (2462MHz)

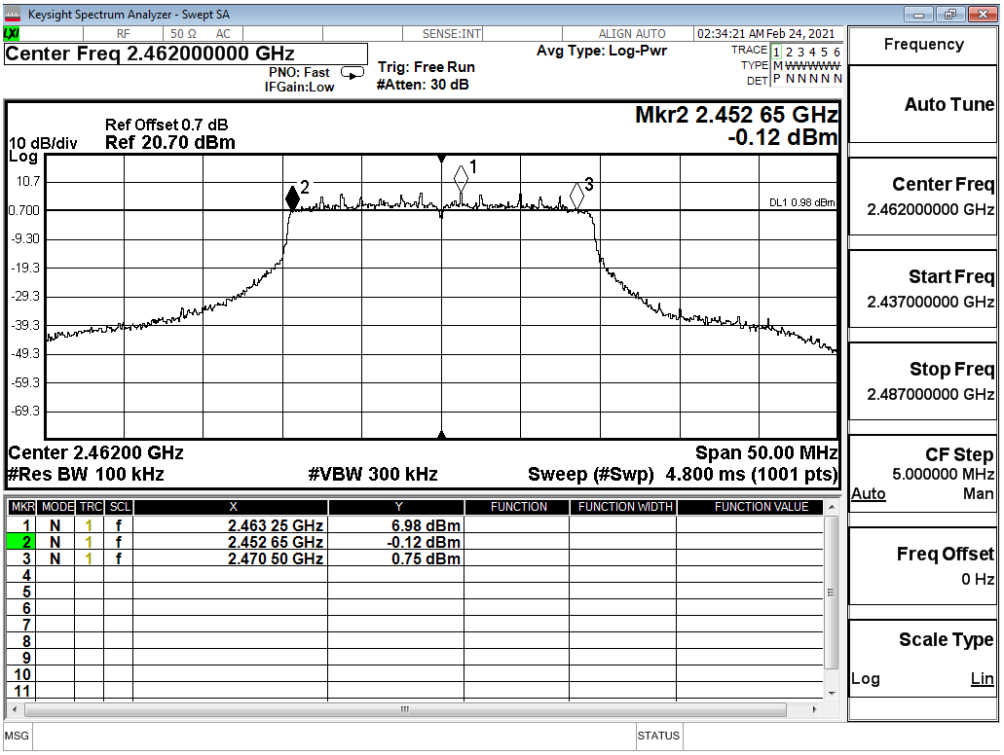

Product	2x2 11ax WIFI AP		
Test Item	DTS Bandwidth		
Test Mode	Mode 3: Transmit RU Full_PoE Mode		
Date of Test	2021/02/24	Test Site	SR12-H
Temperature (°C)	22.0	Humidity (%RH)	62.0

IEEE 802.11ax(40M)(ANT 0)				
Channel No.	Frequency (MHz)	Measurement Level (kHz)	Required Limit (kHz)	Result
03	2422	37800	>500	Pass
06	2437	37600	>500	Pass
09	2452	38000	>500	Pass

Channel 3 (2422MHz)

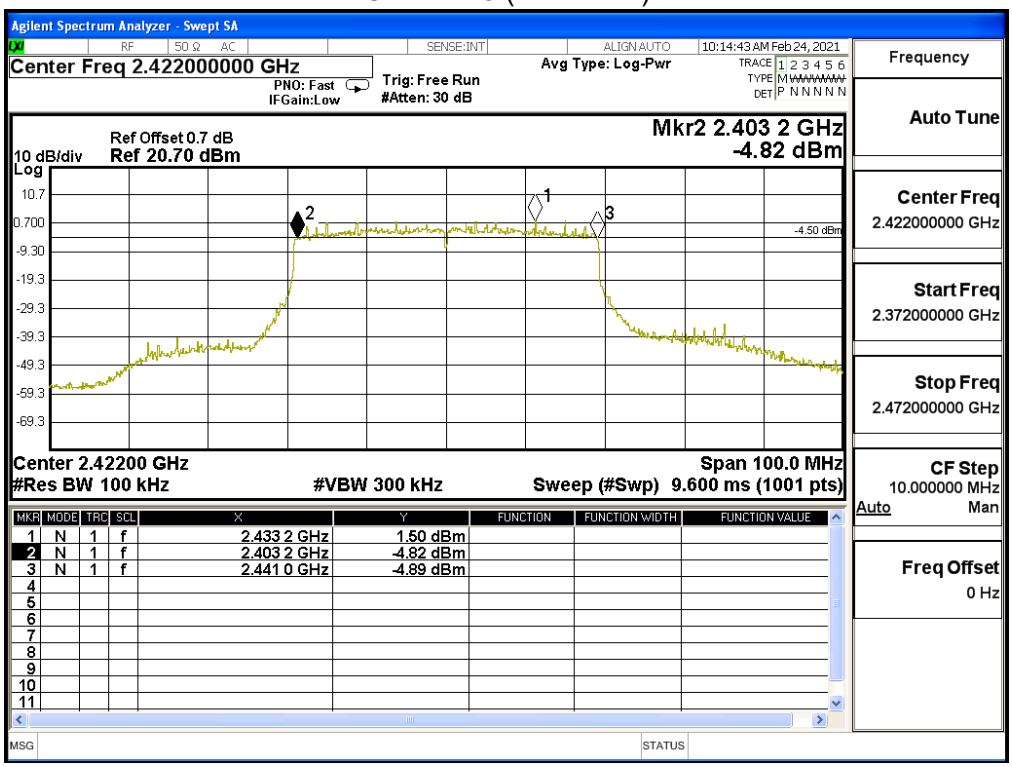

Channel 6 (2437MHz)

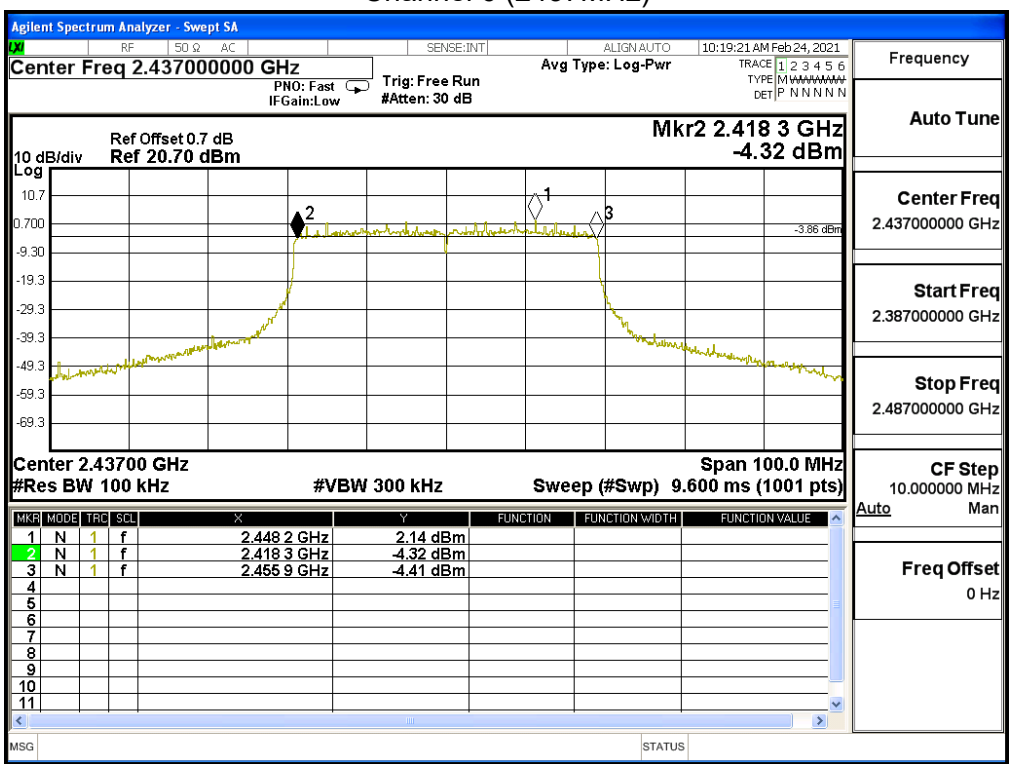

Channel 9 (2452MHz)

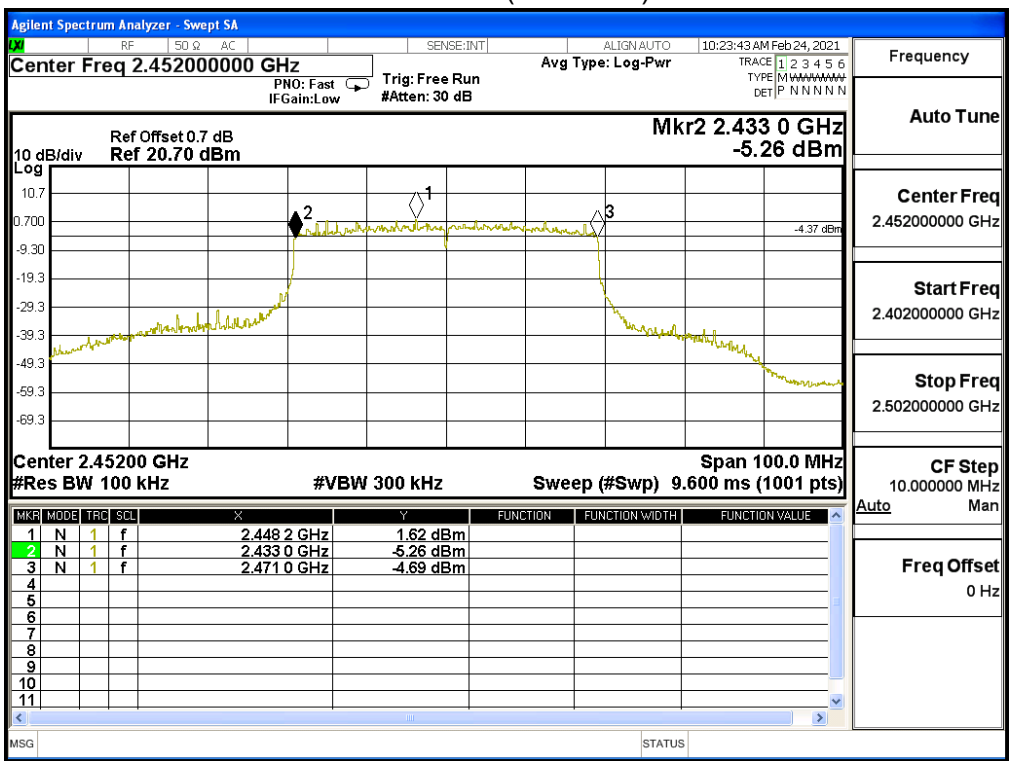

Product	2x2 11ax WIFI AP		
Test Item	DTS Bandwidth		
Test Mode	Mode 3: Transmit RU Full_PoE Mode		
Date of Test	2021/02/24	Test Site	SR12-H
Temperature (°C)	22.0	Humidity (%RH)	62.0

IEEE 802.11ax(40M)(ANT 1)				
Channel No.	Frequency (MHz)	Measurement Level (kHz)	Required Limit (kHz)	Result
03	2422	38000	>500	Pass
06	2437	37800	>500	Pass
09	2452	37900	>500	Pass

Channel 3 (2422MHz)

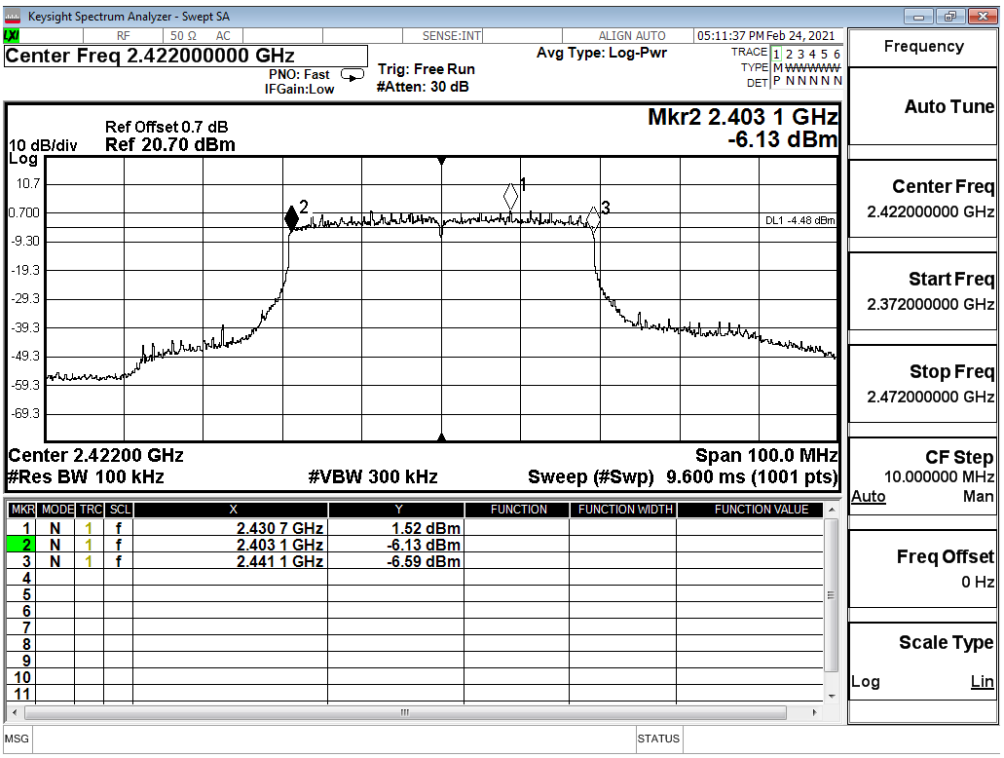

Channel 6 (2437MHz)

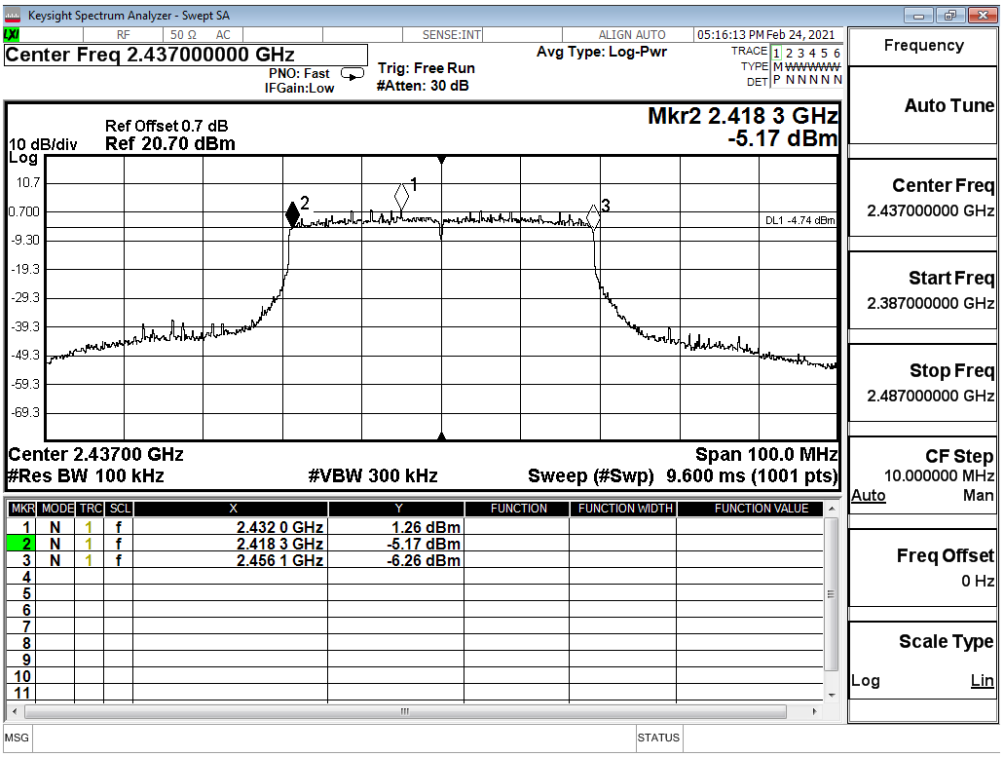

Channel 9 (2452MHz)

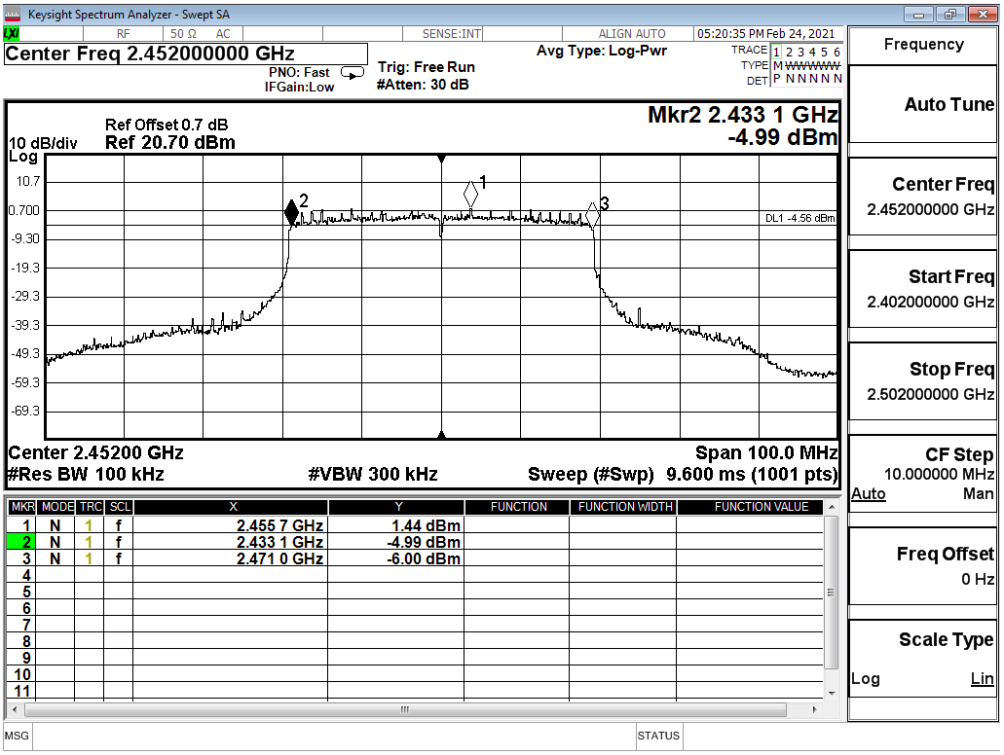

Product	2x2 11ax WIFI AP		
Test Item	DTS Bandwidth		
Test Mode	Mode 4: Transmit RU M UNMOD_PoE Mode		
Date of Test	2021/03/12~2021/03/18	Test Site	SR12-H
Temperature (°C)	23.0	Humidity (%RH)	65.0

IEEE 802.11ax(20M)(ANT 0)				
Channel No.	Frequency (MHz)	Measurement Level (kHz)	Required Limit (kHz)	Result
01	2412	18950	>500	Pass
06	2437	19050	>500	Pass
11	2462	19050	>500	Pass

Channel 1 (2412MHz)

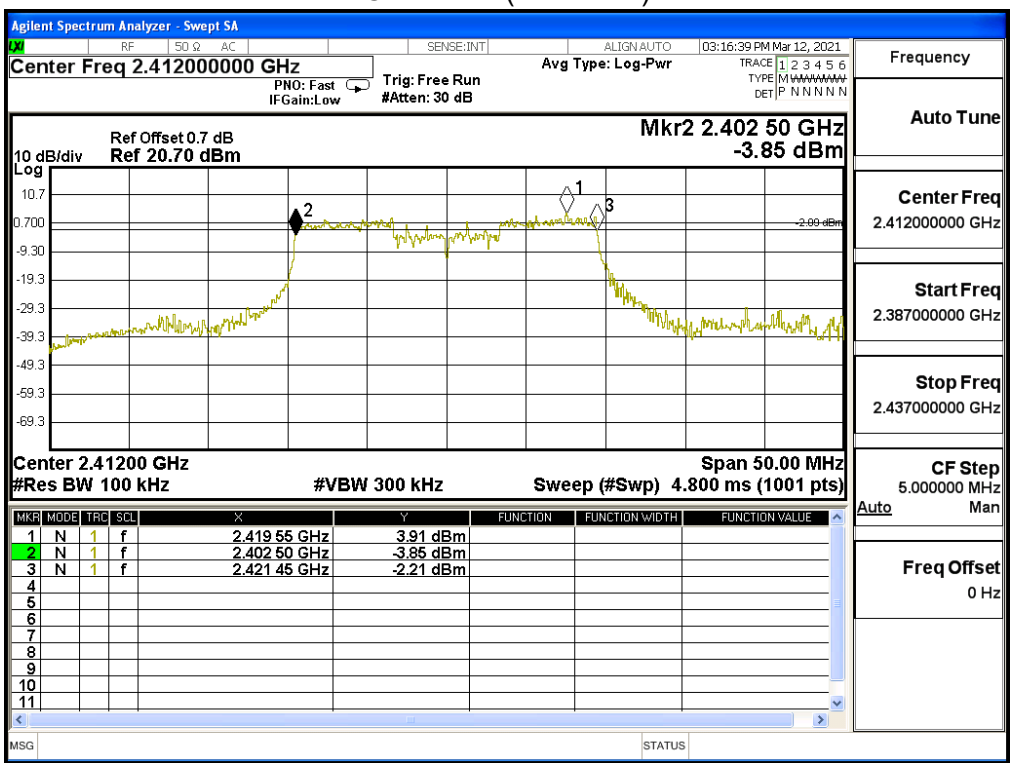

Channel 6 (2437MHz)

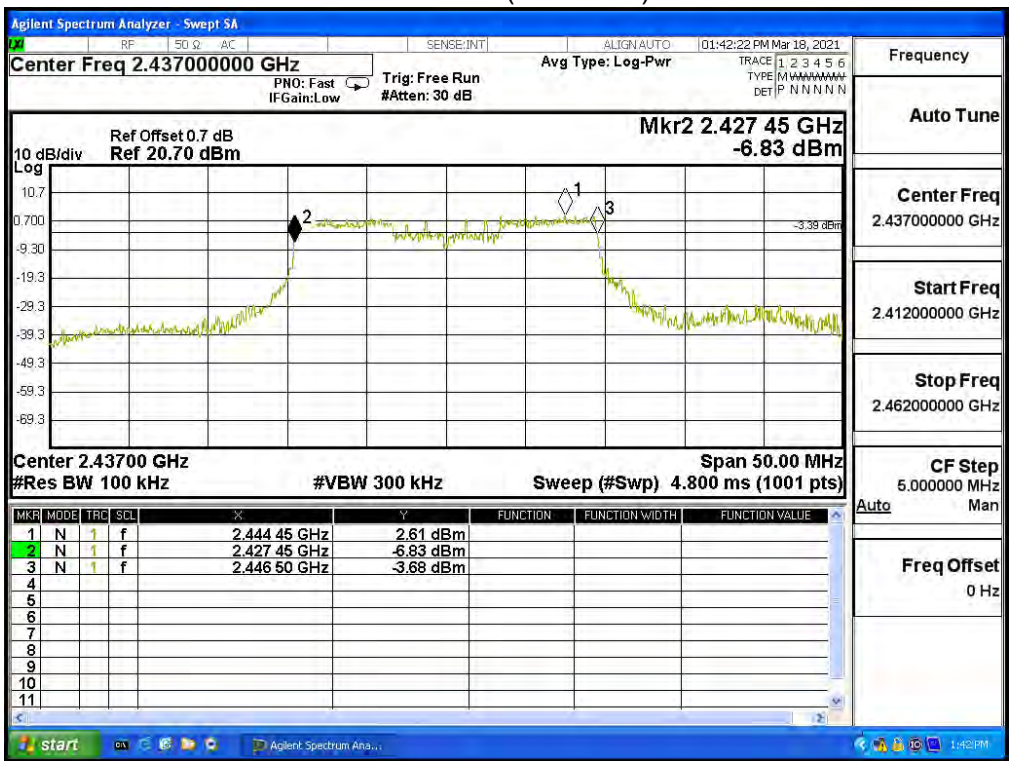

Channel 11 (2462MHz)

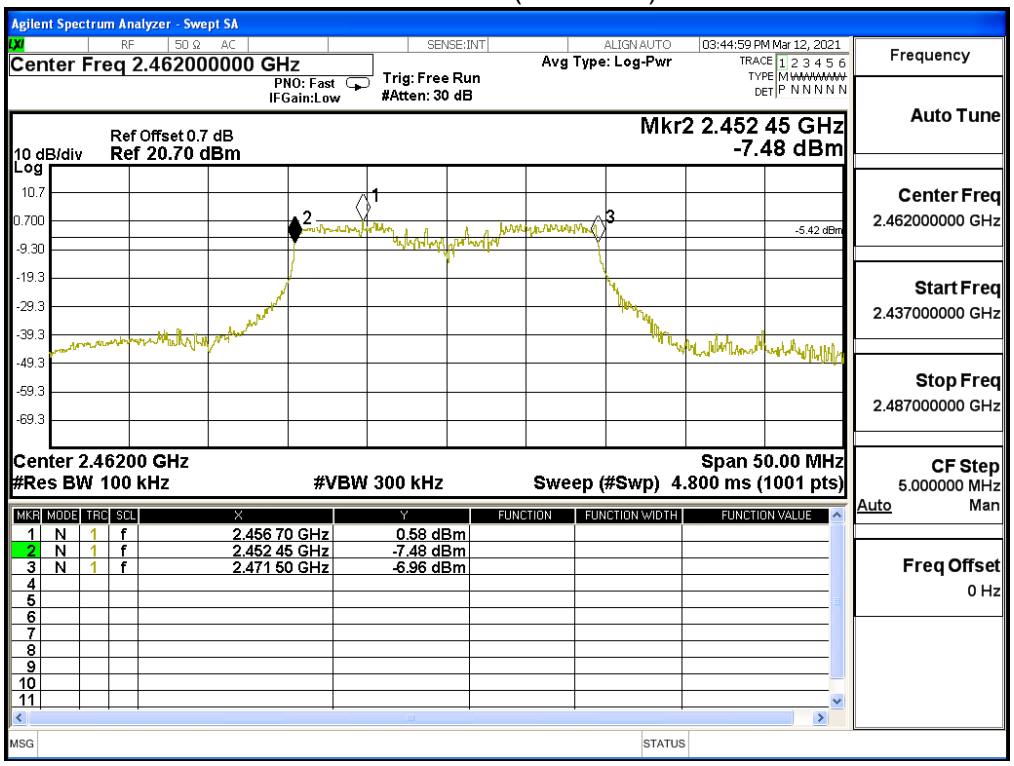

Product	2x2 11ax WIFI AP		
Test Item	DTS Bandwidth		
Test Mode	Mode 4: Transmit RU M UNMOD_PoE Mode		
Date of Test	2021/03/12~2021/03/18	Test Site	SR12-H
Temperature (°C)	23.0	Humidity (%RH)	65.0

IEEE 802.11ax(20M)(ANT 1)				
Channel No.	Frequency (MHz)	Measurement Level (kHz)	Required Limit (kHz)	Result
01	2412	19000	>500	Pass
06	2437	19050	>500	Pass
11	2462	19050	>500	Pass

Channel 1 (2412MHz)

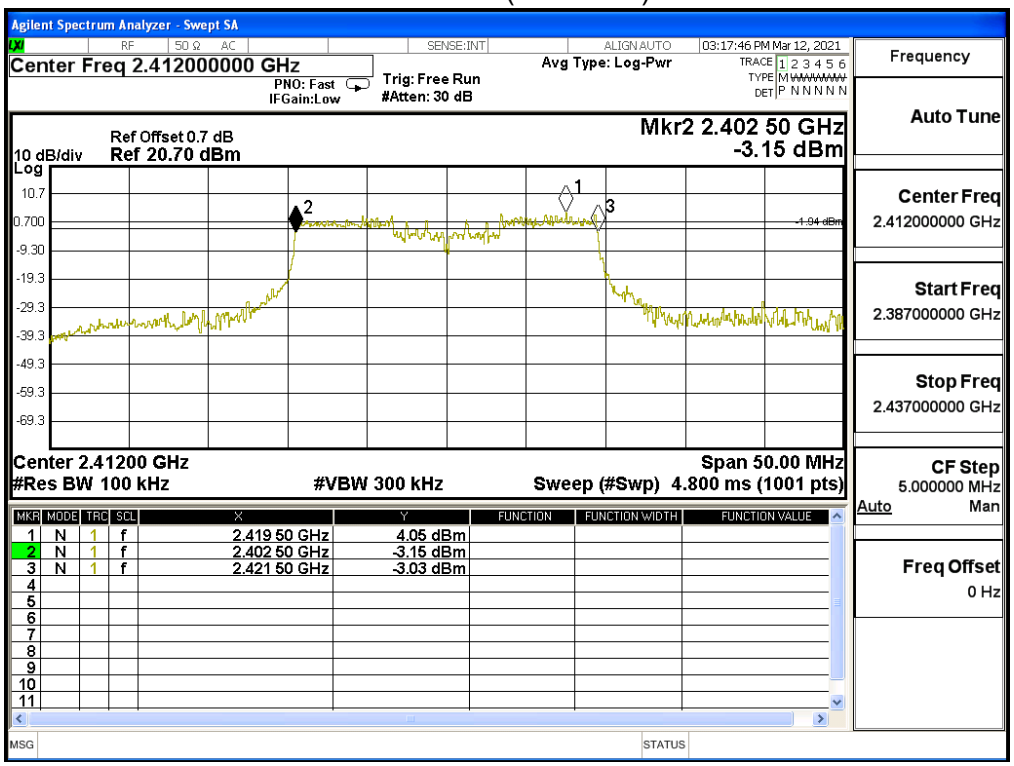

Channel 6 (2437MHz)

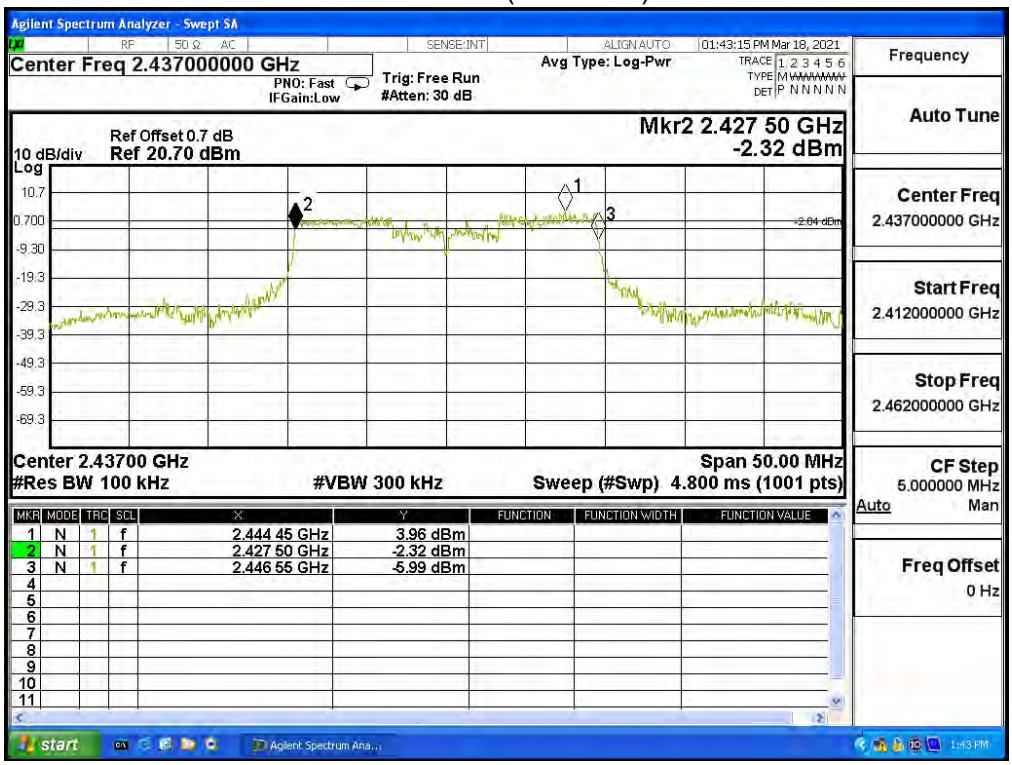

Channel 11 (2462MHz)

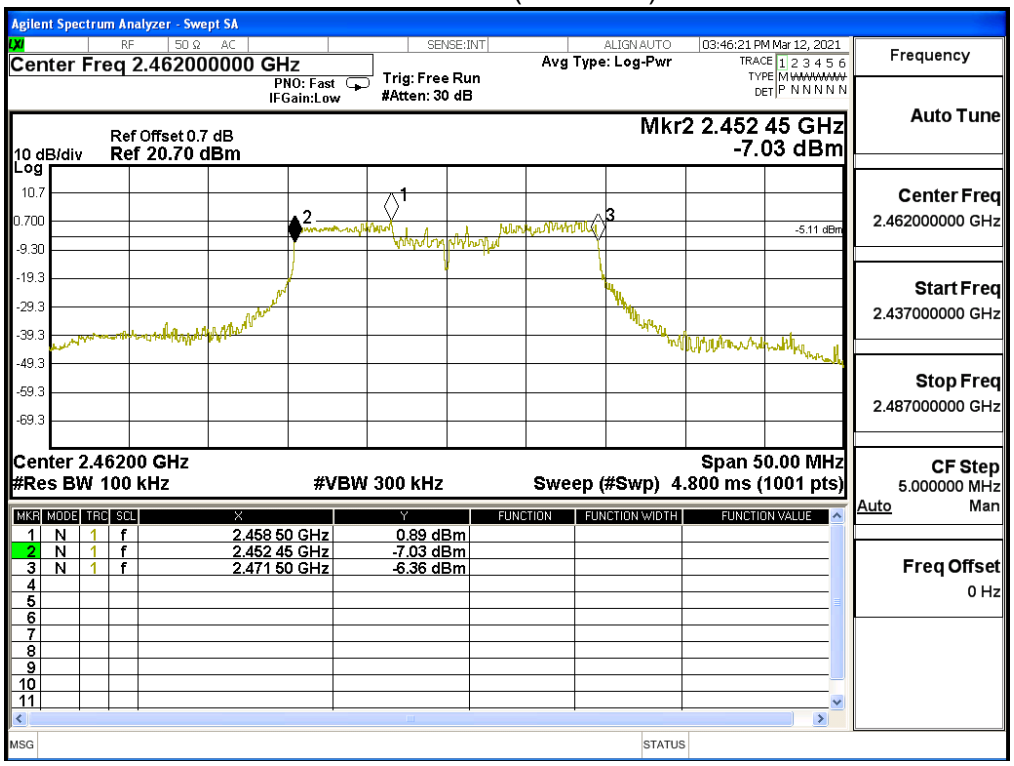

Product	2x2 11ax WIFI AP		
Test Item	DTS Bandwidth		
Test Mode	Mode 4: Transmit RU M UNMOD_PoE Mode		
Date of Test	2021/03/12	Test Site	SR12-H
Temperature (°C)	23.0	Humidity (%RH)	65.0

IEEE 802.11ax(40M)(ANT 0)				
Channel No.	Frequency (MHz)	Measurement Level (kHz)	Required Limit (kHz)	Result
03	2422	38200	>500	Pass
06	2437	38200	>500	Pass
09	2452	38100	>500	Pass

Channel 3 (2422MHz)

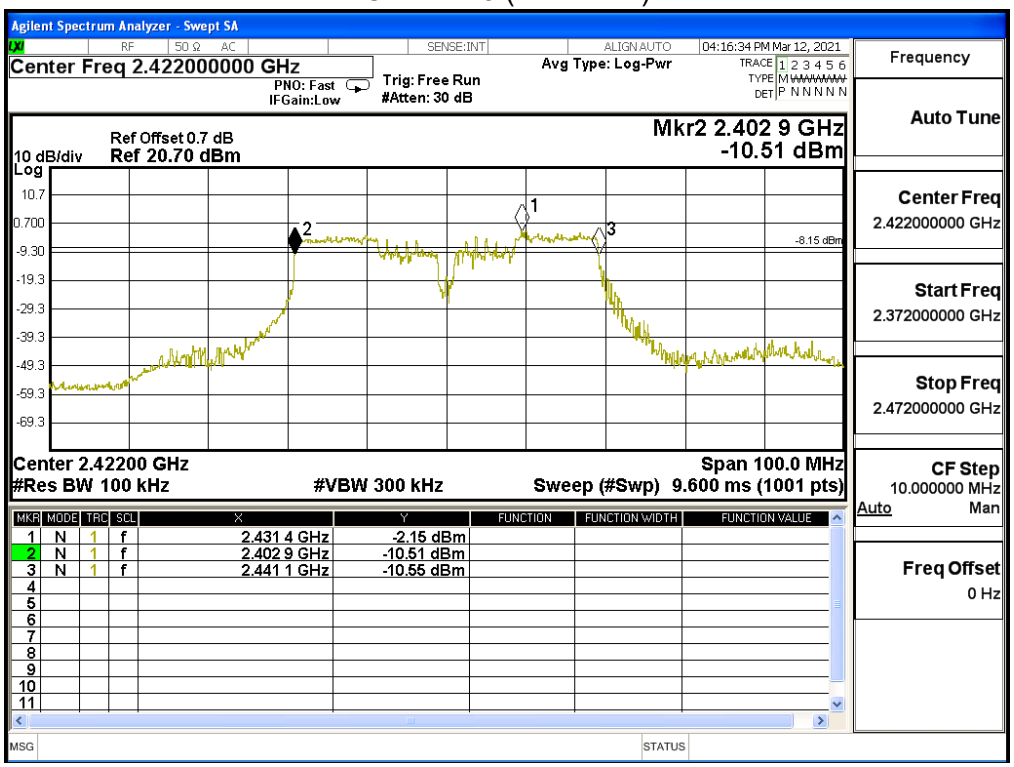

Channel 6 (2437MHz)

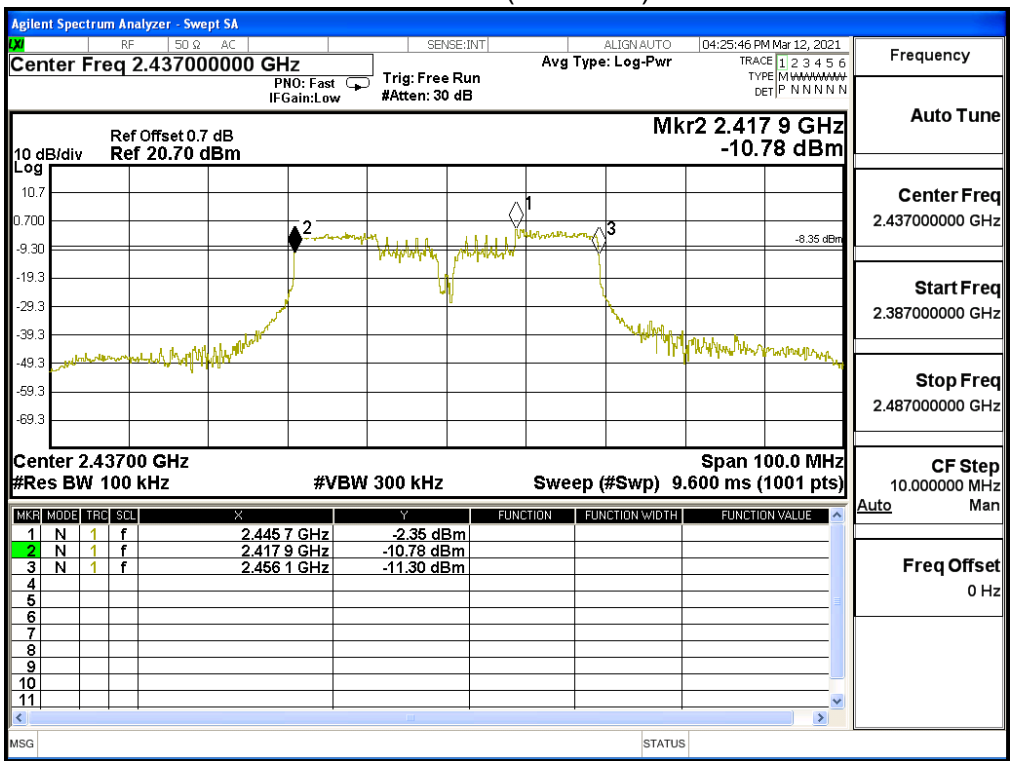

Channel 9 (2452MHz)

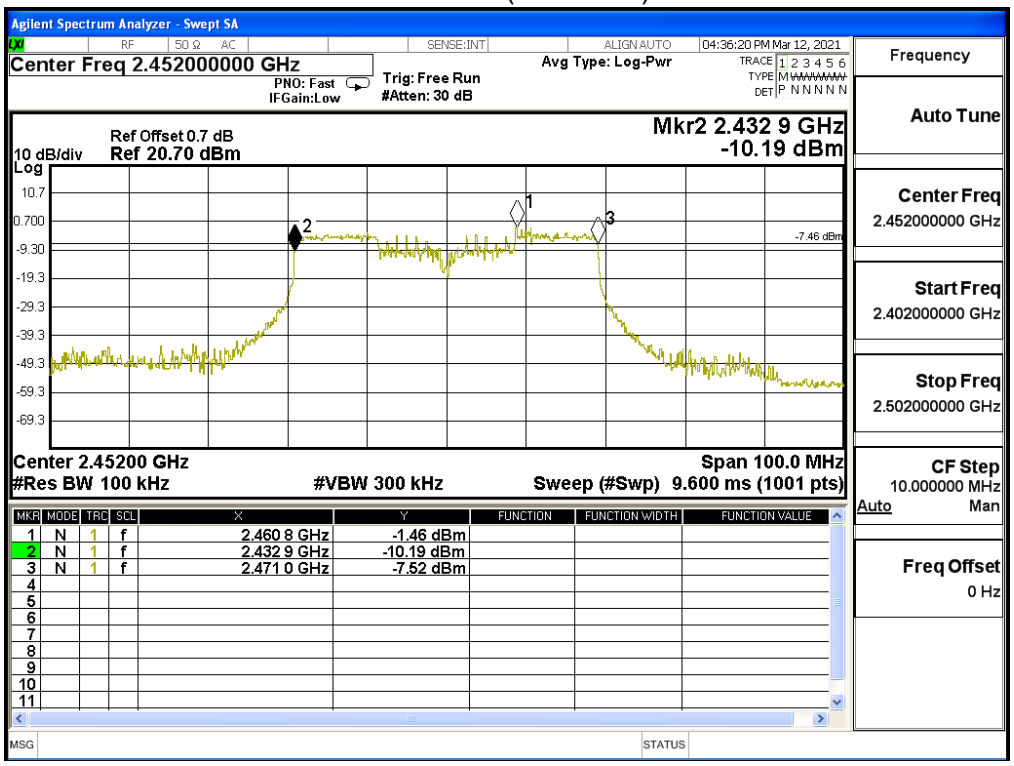

Product	2x2 11ax WIFI AP		
Test Item	DTS Bandwidth		
Test Mode	Mode 4: Transmit RU M UNMOD_PoE Mode		
Date of Test	2021/03/12	Test Site	SR12-H
Temperature (°C)	23.0	Humidity (%RH)	65.0

IEEE 802.11ax(40M)(ANT 1)				
Channel No.	Frequency (MHz)	Measurement Level (kHz)	Required Limit (kHz)	Result
03	2422	38100	>500	Pass
06	2437	38200	>500	Pass
09	2452	38200	>500	Pass
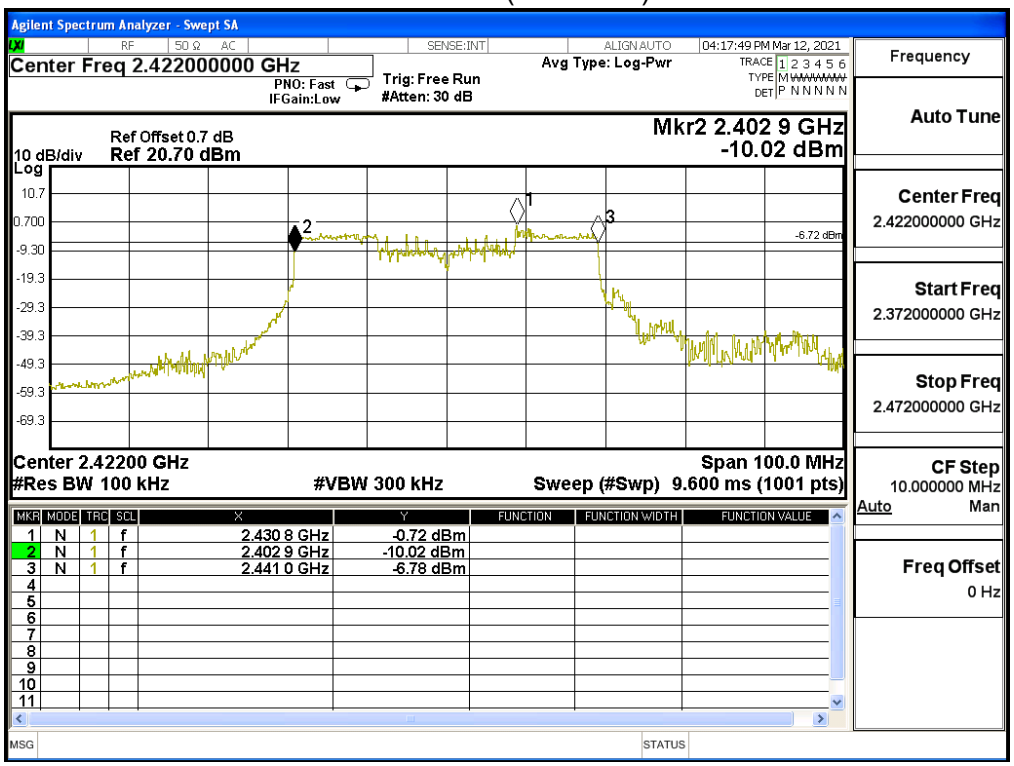
Channel 3 (2422MHz)