802.11ax (20M)_Ant0_Channel 149 (5745MHz)

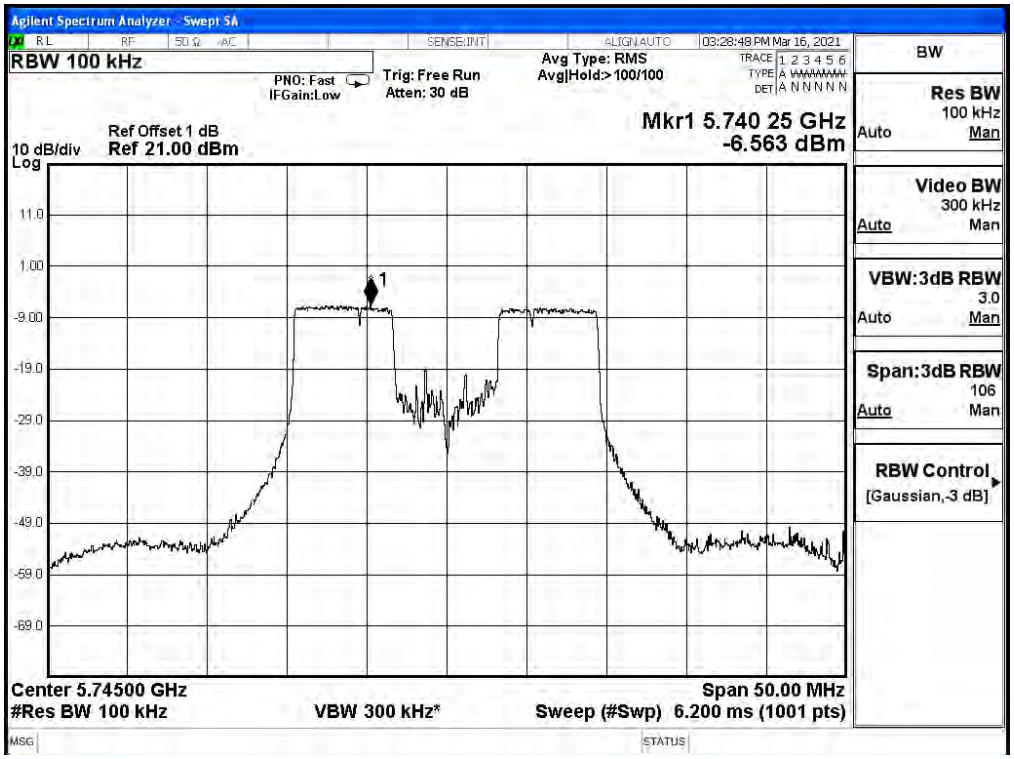

802.11ax (20M)_Ant0_Channel 157 (5785MHz)

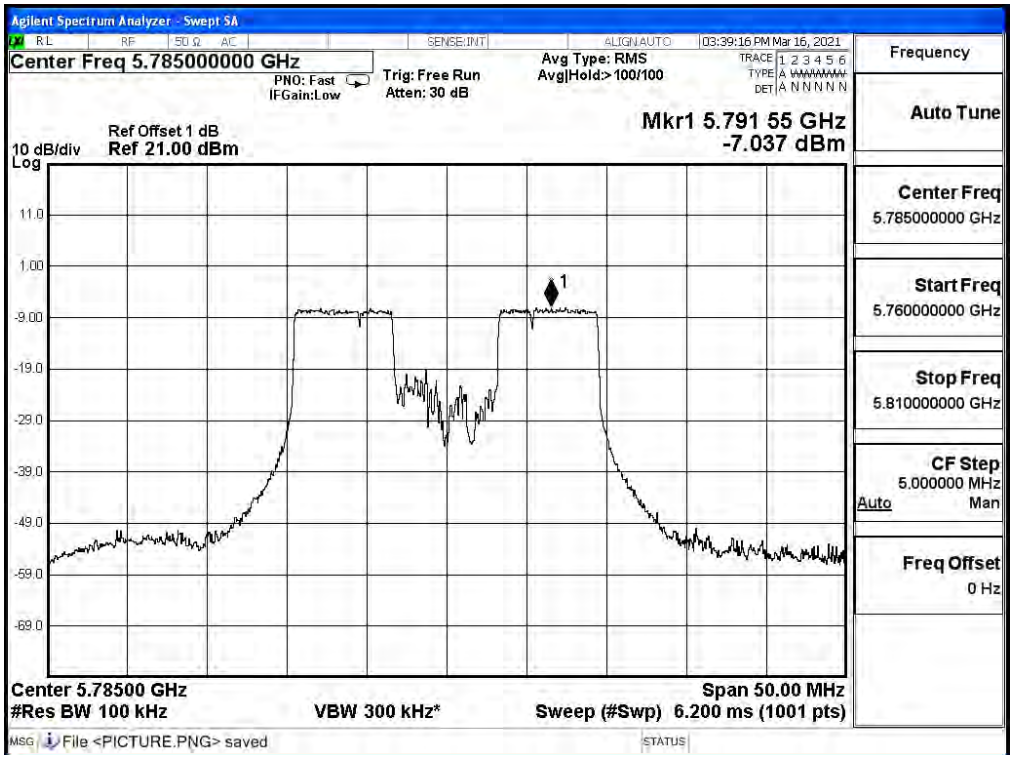

802.11ax (20M)_Ant0_Channel 165 (5825MHz)

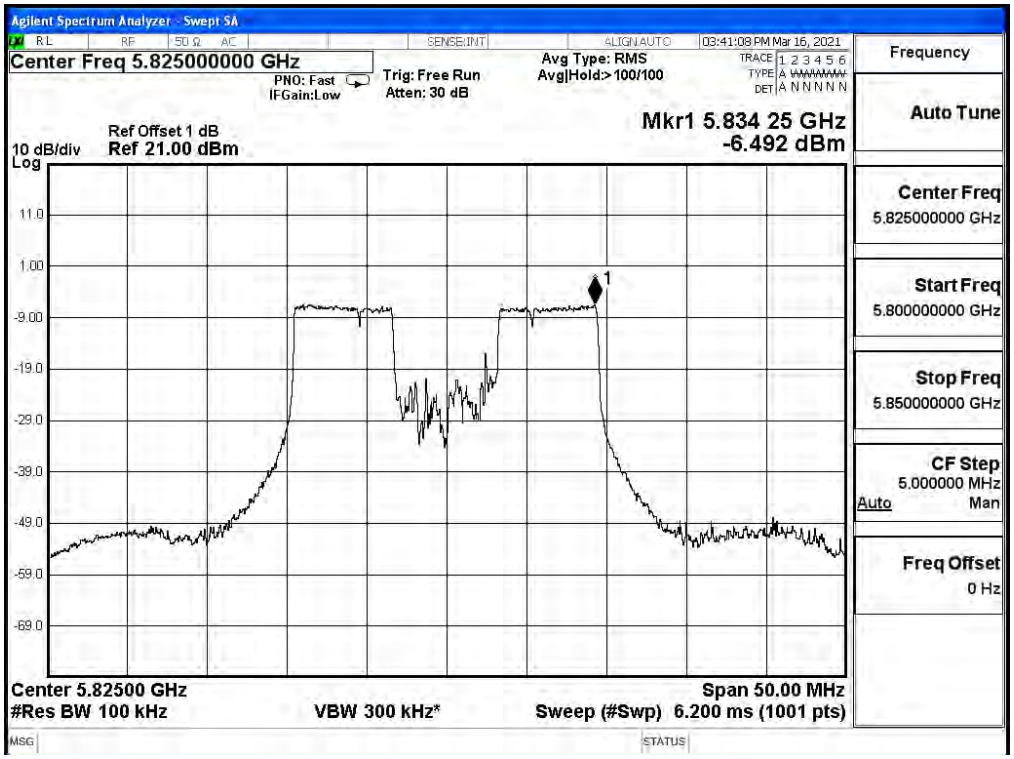

802.11ax (20M)_Ant1_Channel 149 (5745MHz)

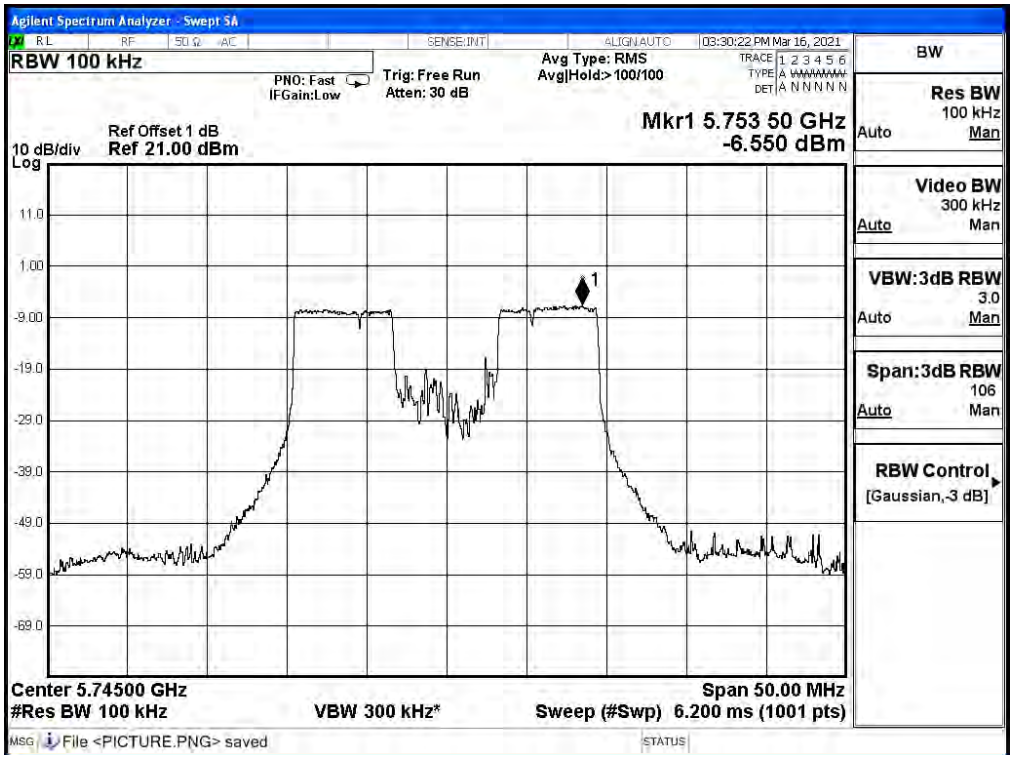

802.11ax (20M)_Ant1_Channel 157 (5785MHz)

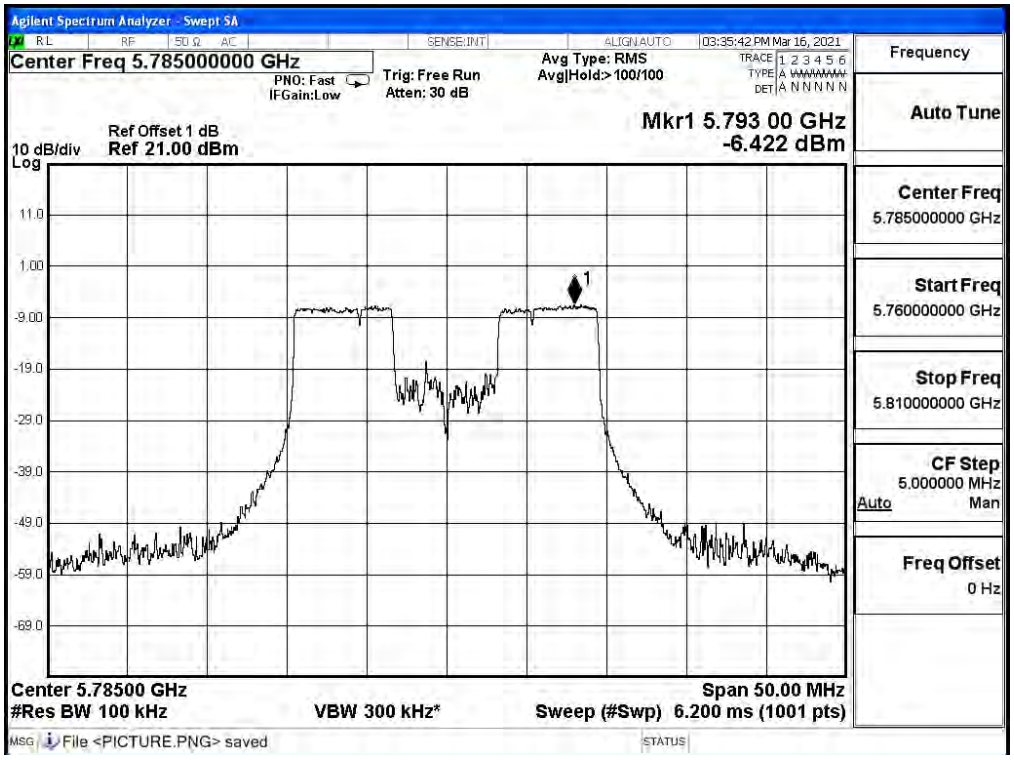

802.11ax (20M)_Ant1_Channel 165 (5825MHz)

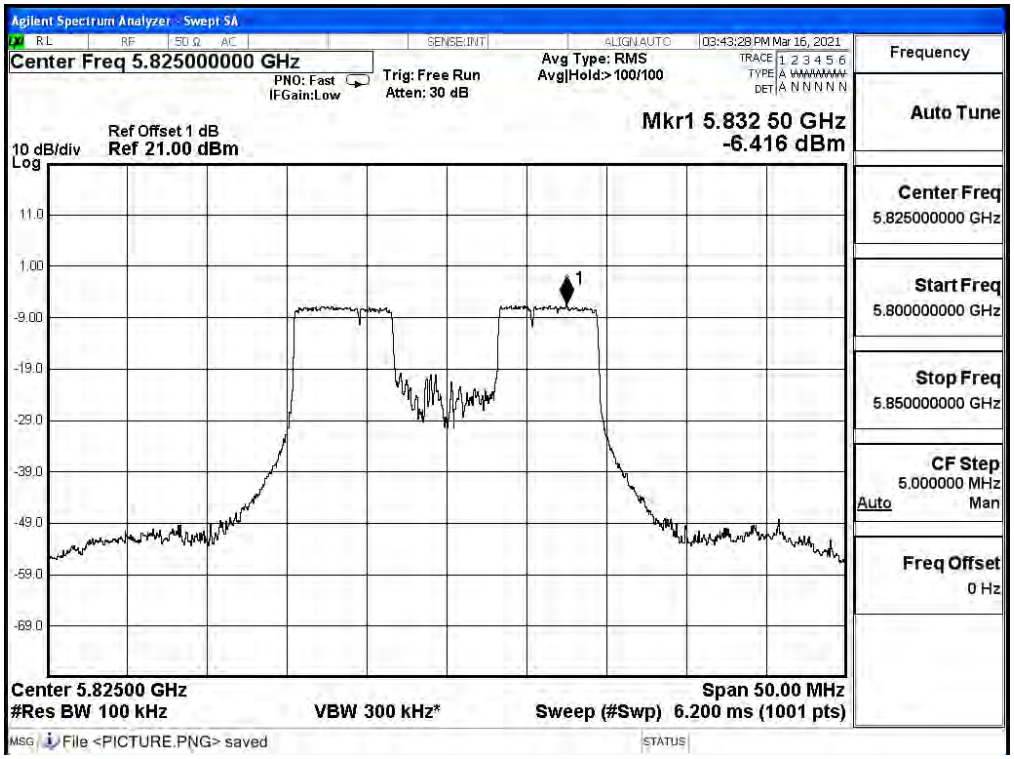

802.11ax (40M)_Ant0_Channel 38 (5190MHz)

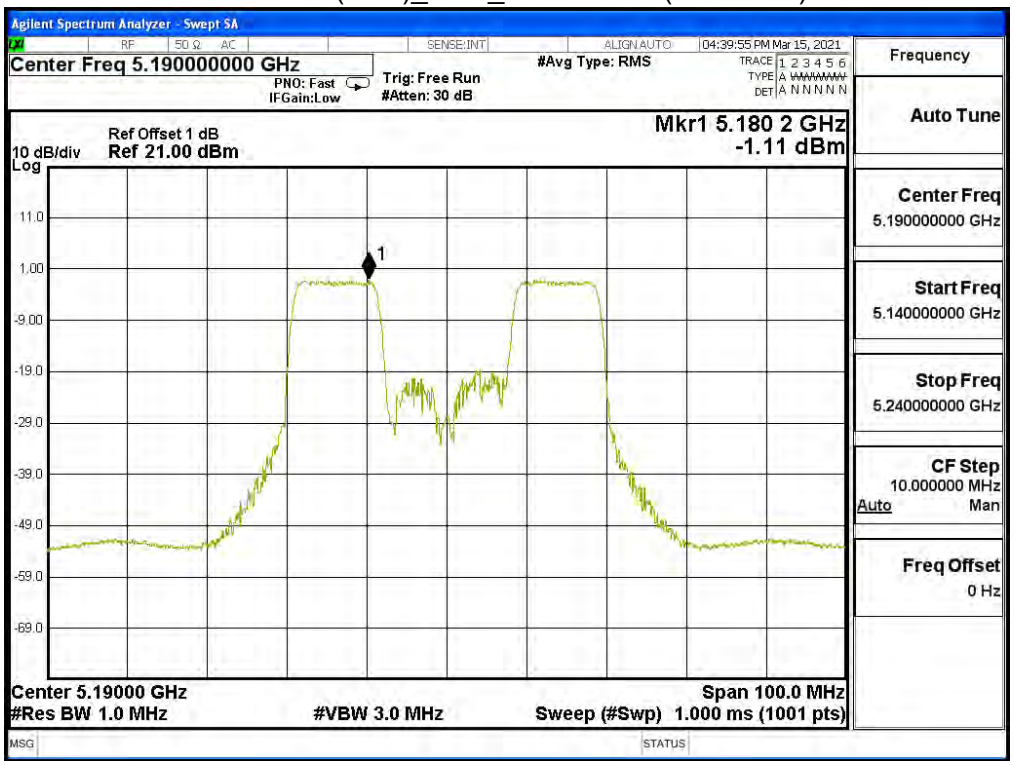

802.11ax (40M)_Ant0_Channel 46 (5230MHz)

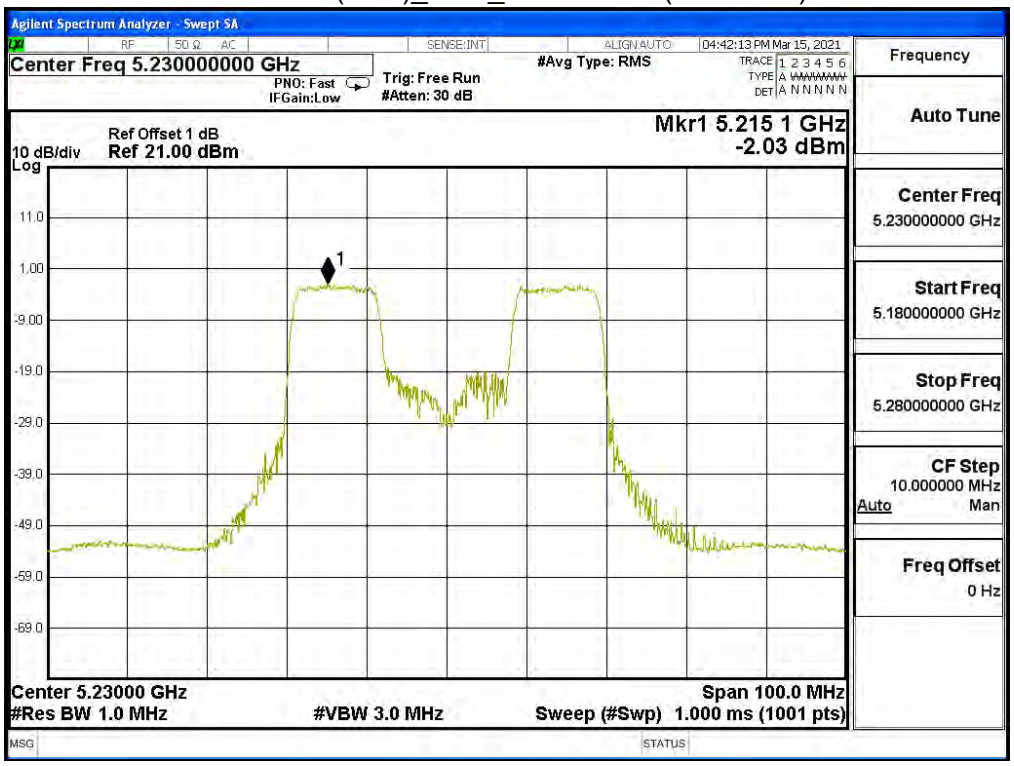

802.11ax (40M)_Ant1_Channel 38 (5190MHz)

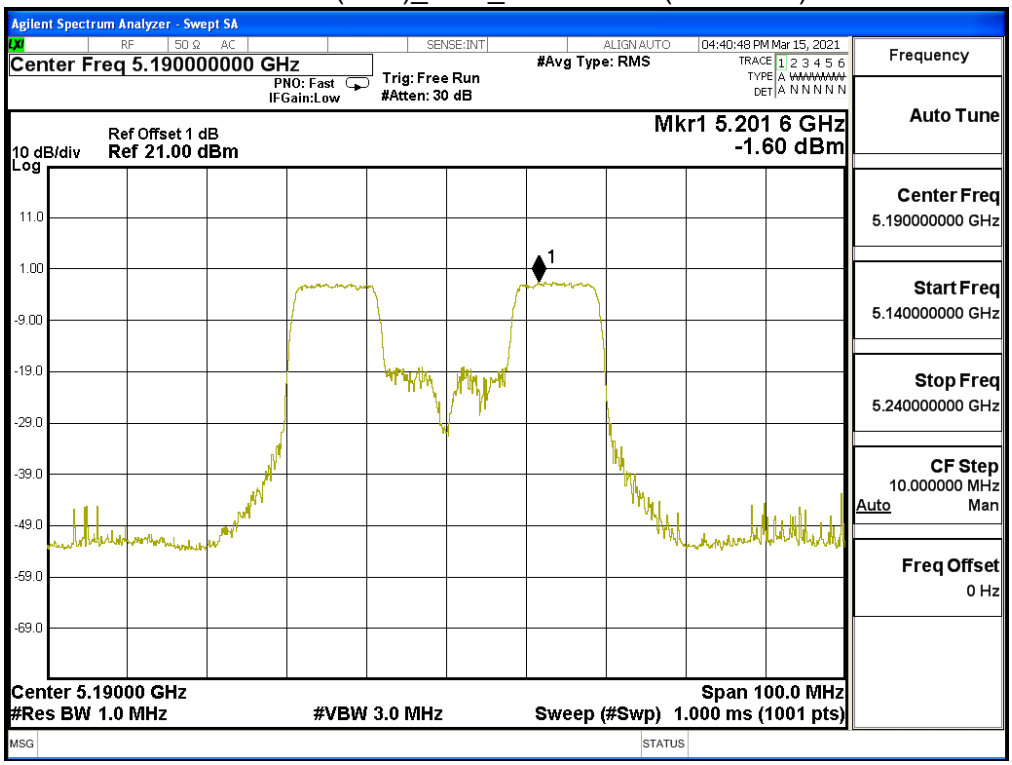

802.11ax (40M)_Ant1_Channel 46 (5230MHz)

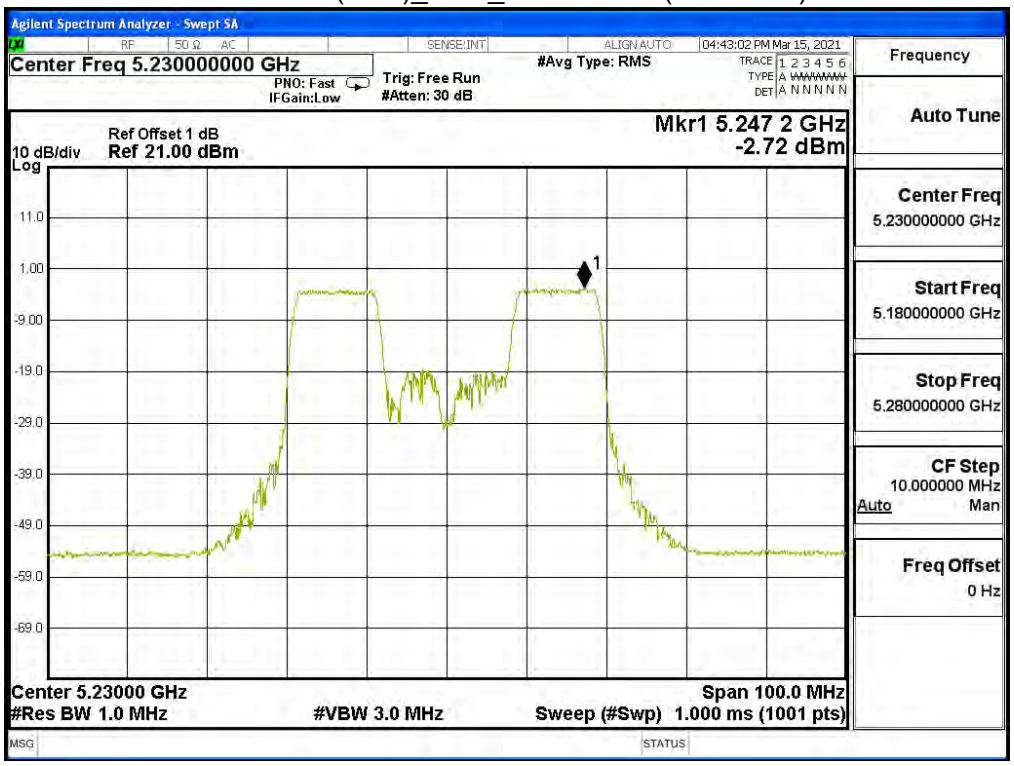

802.11ax (40M)_Ant0_Channel 151 (5755MHz)

802.11ax (40M)_Ant0_Channel 159 (5795MHz)

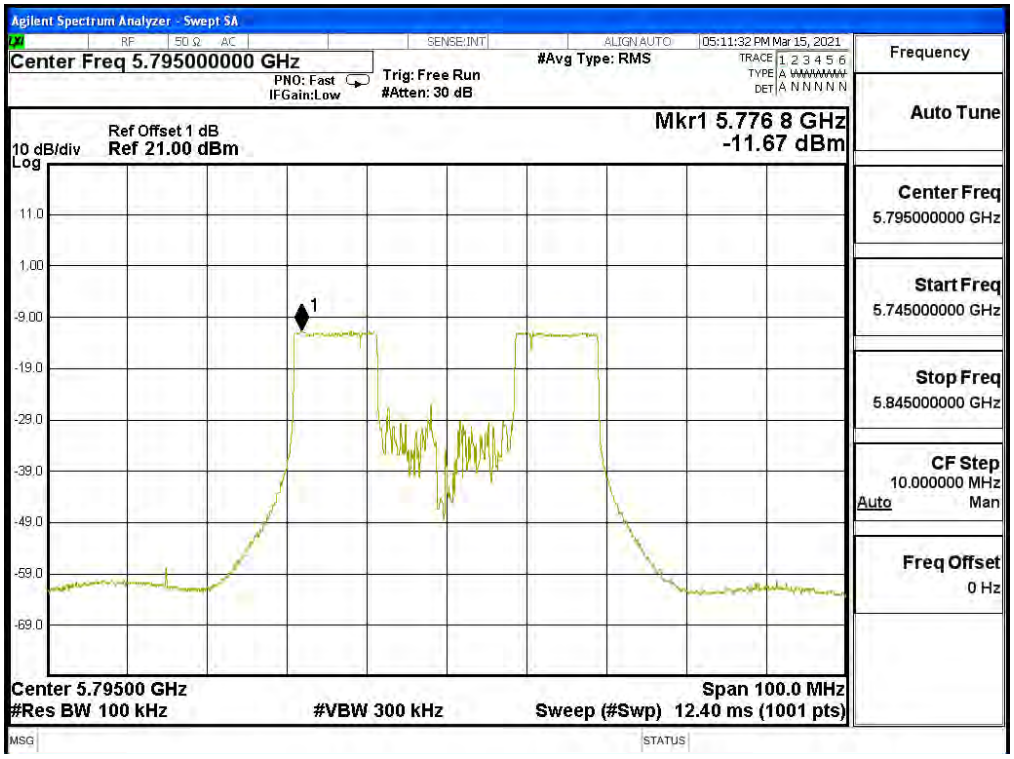

802.11ax (40M)_Ant1_Channel 151 (5755MHz)

802.11ax (40M)_Ant1_Channel 159 (5795MHz)

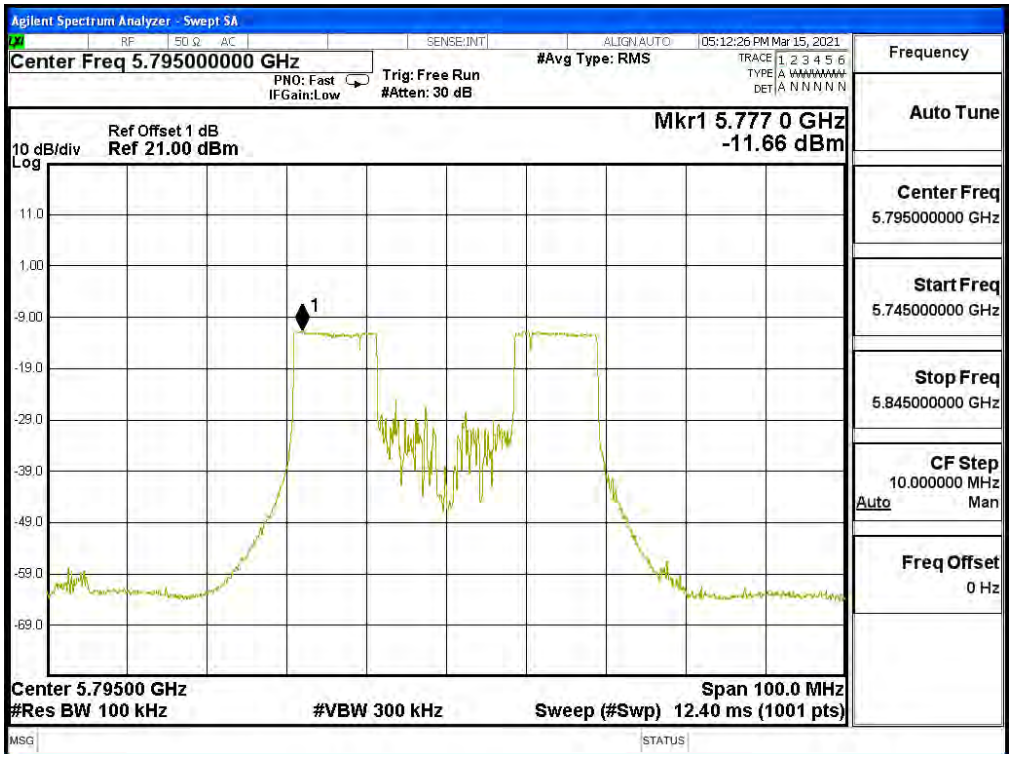

802.11ax (80M)_Ant0_Channel 42 (5210MHz)

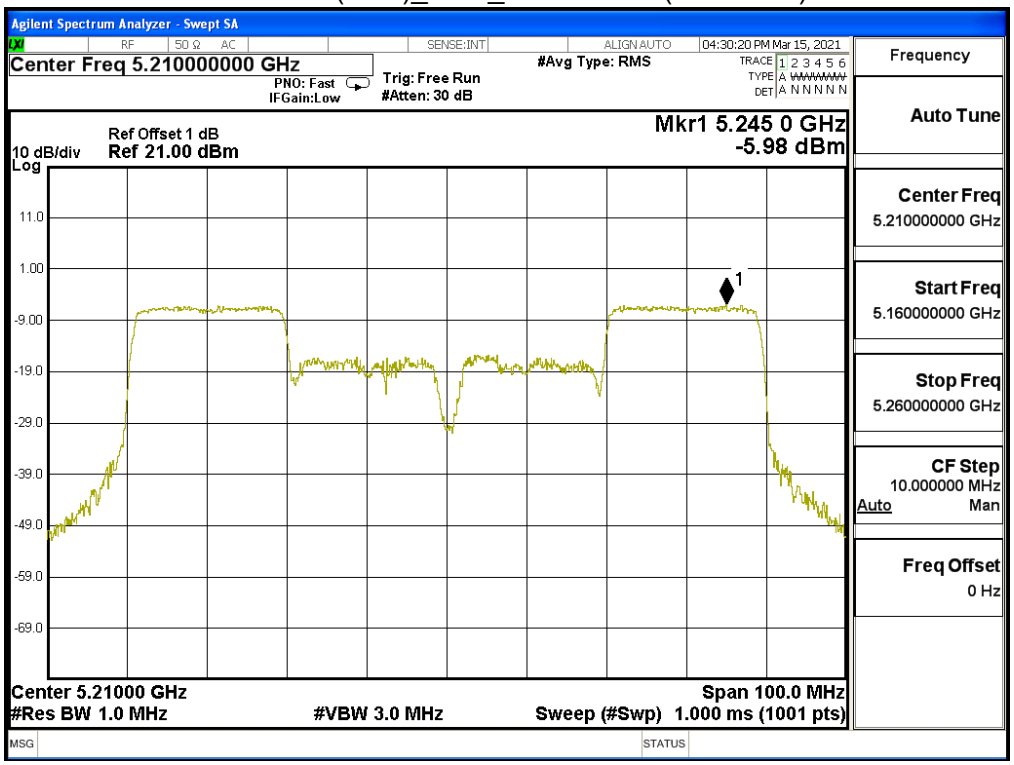

802.11ax (80M)_Ant1_Channel 42 (5210MHz)

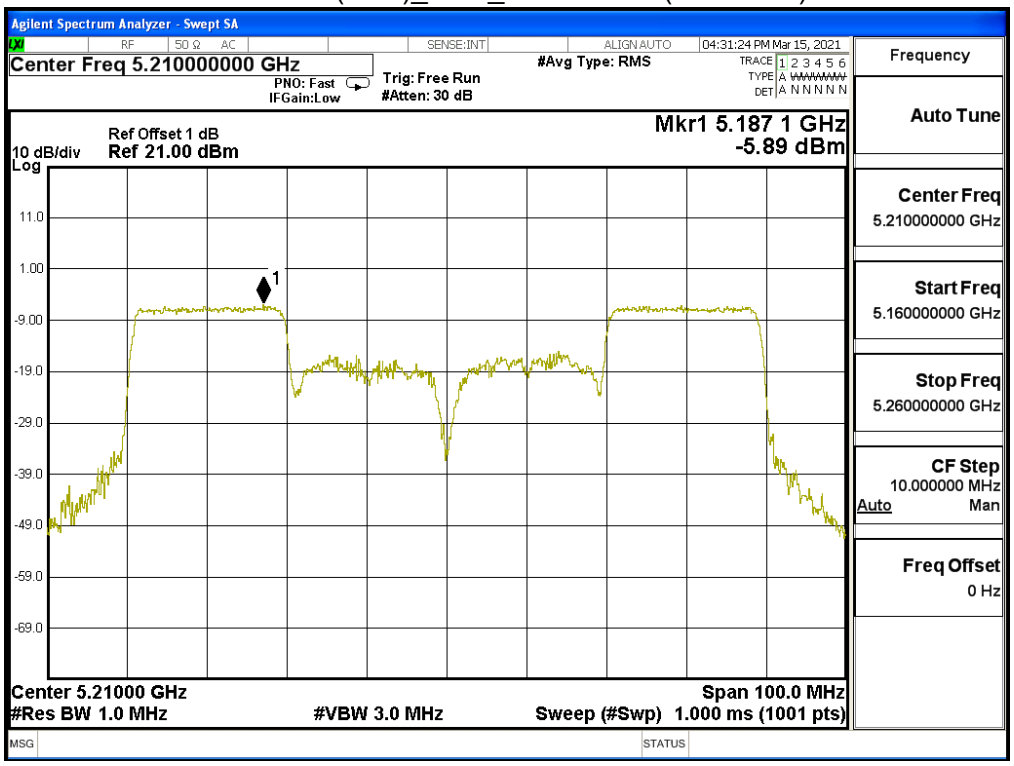

802.11ax (80M)_Ant0_Channel 155 (5775MHz)

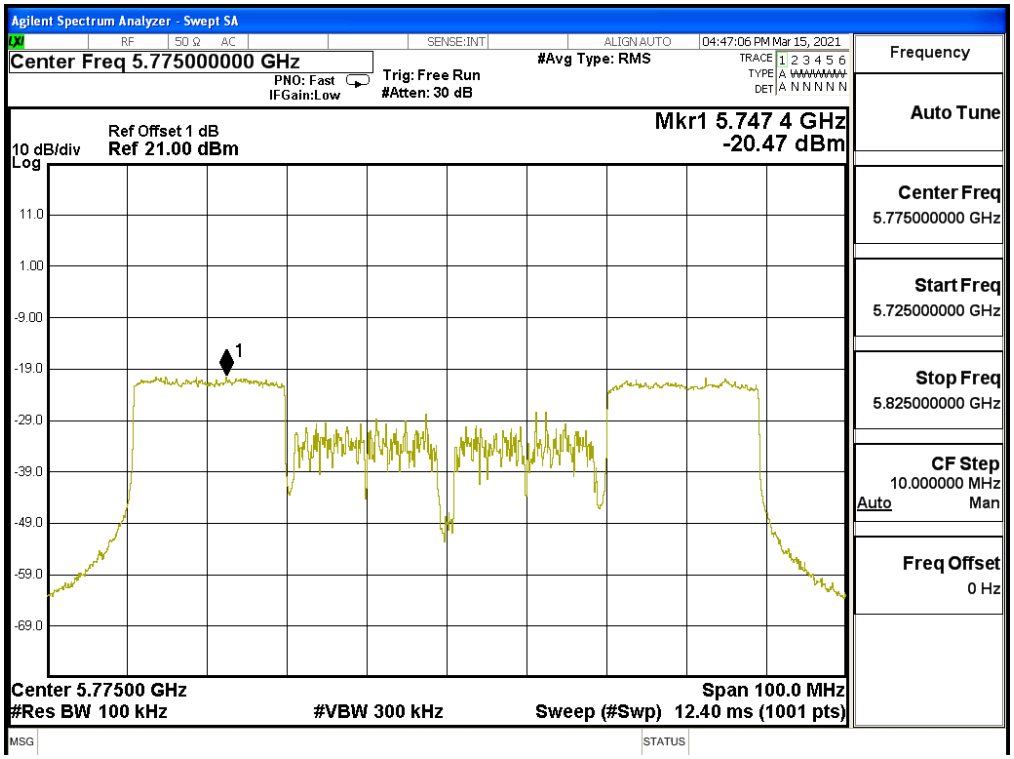

802.11ax (80M)_Ant1_Channel 155 (5775MHz)

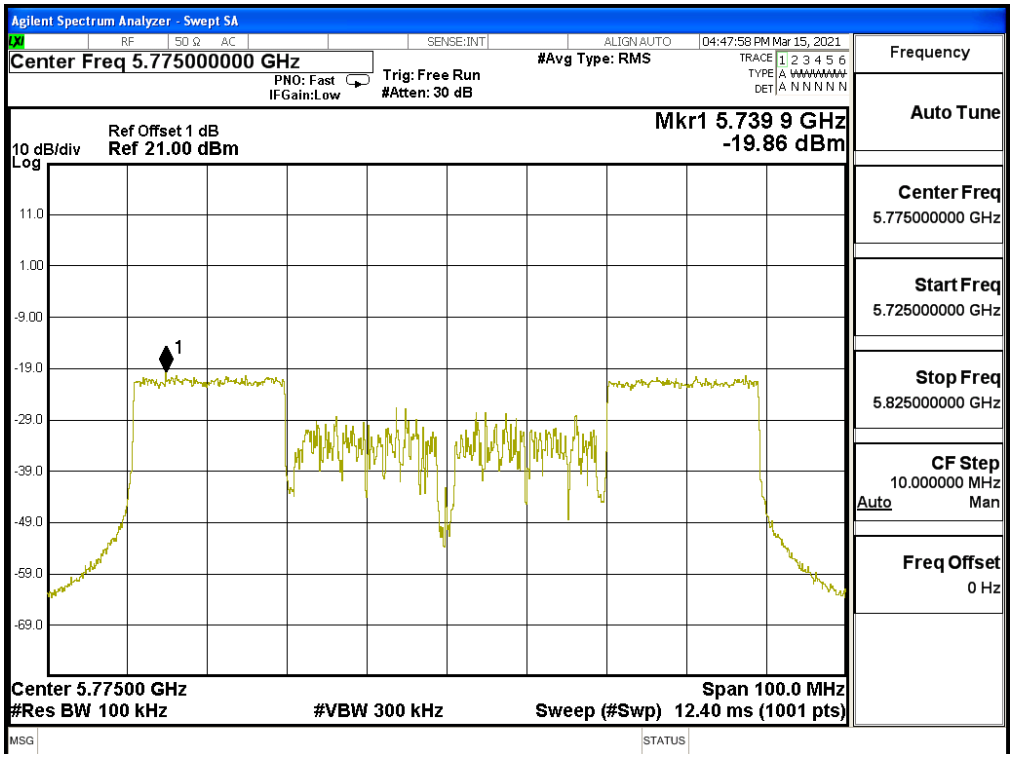

Product	2x2 11ax WIFI AP		
Test Item	Maximum power spectral density		
Test Mode	Mode 5: Transmit RU BE UNMOD_PoE Mode		
Date of Test	2021/03/15~2021/03/16	Test Site	SR12-H
Temperature (°C)	24.7	Humidity (%RH)	60.9

Channel	Frequency (MHz)	Data Rata (Mbps)	Ant. (dBm)	PPSD/ MHz (dBm)	10*log(2) (dB)	Duty factor (dBm)	Total PPSD/ MHz (dBm)	Limit (dBm)	Result
802.11ax (20M)									
36	5180	MCS0	0	0.94	3.01	0.24	4.19	14.19	Pass
			1	0.82	3.01	0.24	4.07		Pass
44	5220	MCS0	0	4.60	3.01	0.24	7.86	14.19	Pass
			1	4.18	3.01	0.24	7.43		Pass
48	5240	MCS0	0	3.82	3.01	0.24	7.07	14.19	Pass
			1	3.08	3.01	0.24	6.33		Pass
802.11ax (40M)									
38	5190	MCS0	0	-0.71	3.01	0.28	2.58	14.19	Pass
			1	-0.53	3.01	0.28	2.76		Pass
46	5230	MCS0	0	-1.27	3.01	0.28	2.02	14.19	Pass
			1	-2.09	3.01	0.28	1.20		Pass
802.11ax (80M)									
42	5210	MCS0	0	-5.21	3.01	0.36	-1.84	14.19	Pass
			1	-5.51	3.01	0.36	-2.14		Pass

The quantity 10*log 2 (two antennas) is added to the spectrum peak value according to document 662911 D01.

Channel	Frequency (MHz)	Data Rata (Mbps)	Ant. (dBm)	PPSD (dBm)	BWCF (dB)	10*log(2) (dBm)	Duty factor (dBm)	Total PPSD (dBm)	Limit (dBm)	Result
802.11ax (20M)										
149	5745	MCS0	0	-5.62	6.98	3.01	0.24	4.61	27.19	Pass
			1	-5.64	6.98	3.01	0.24	4.59		Pass
157	5785	MCS0	0	-5.93	6.98	3.01	0.24	4.31	27.19	Pass
			1	-5.36	6.98	3.01	0.24	4.87		Pass
165	5825	MCS0	0	-5.38	6.98	3.01	0.24	4.86	27.19	Pass
			1	-5.20	6.98	3.01	0.24	5.04		Pass
802.11ax (40M)										
151	5755	MCS0	0	-11.09	6.98	3.01	0.28	-0.82	27.19	Pass
			1	-11.59	6.98	3.01	0.28	-1.32		Pass
159	5795	MCS0	0	-11.18	6.98	3.01	0.28	-0.91	27.19	Pass
			1	-11.29	6.98	3.01	0.28	-1.02		Pass
802.11ax (80M)										
155	5775	MCS0	0	-20.38	6.98	3.01	0.36	-10.03	27.19	Pass
			1	-18.14	6.98	3.01	0.36	-7.79		Pass

802.11ax (20M)_Ant0_Channel 36 (5180MHz)

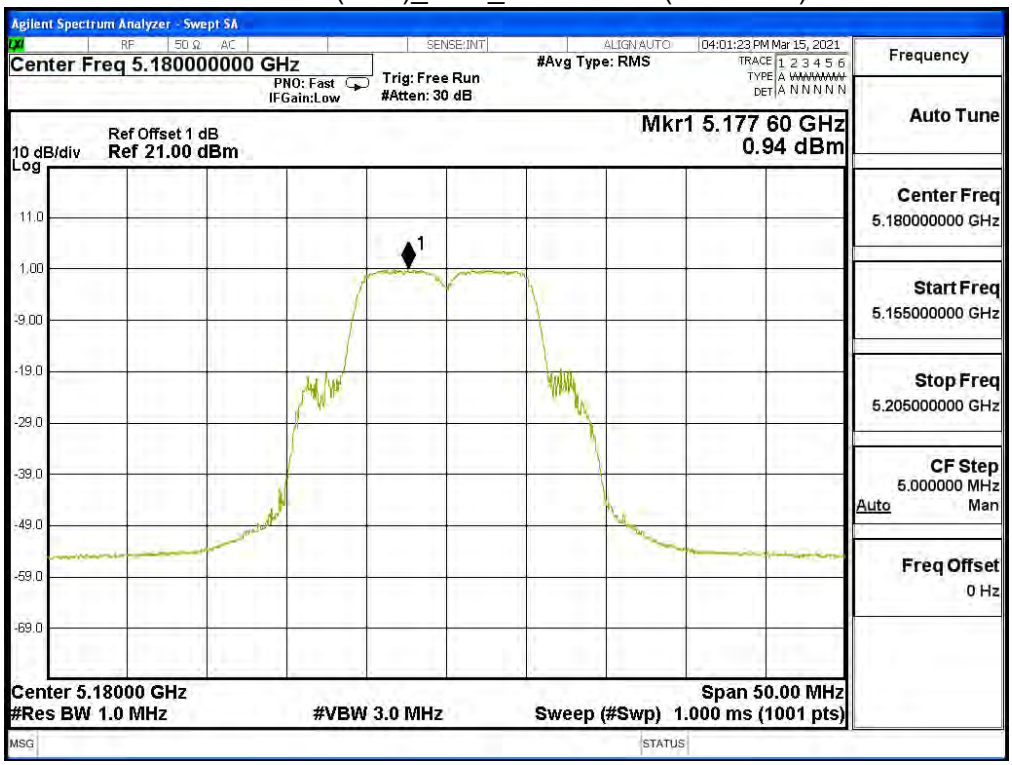

802.11ax (20M)_Ant0_Channel 44 (5220MHz)

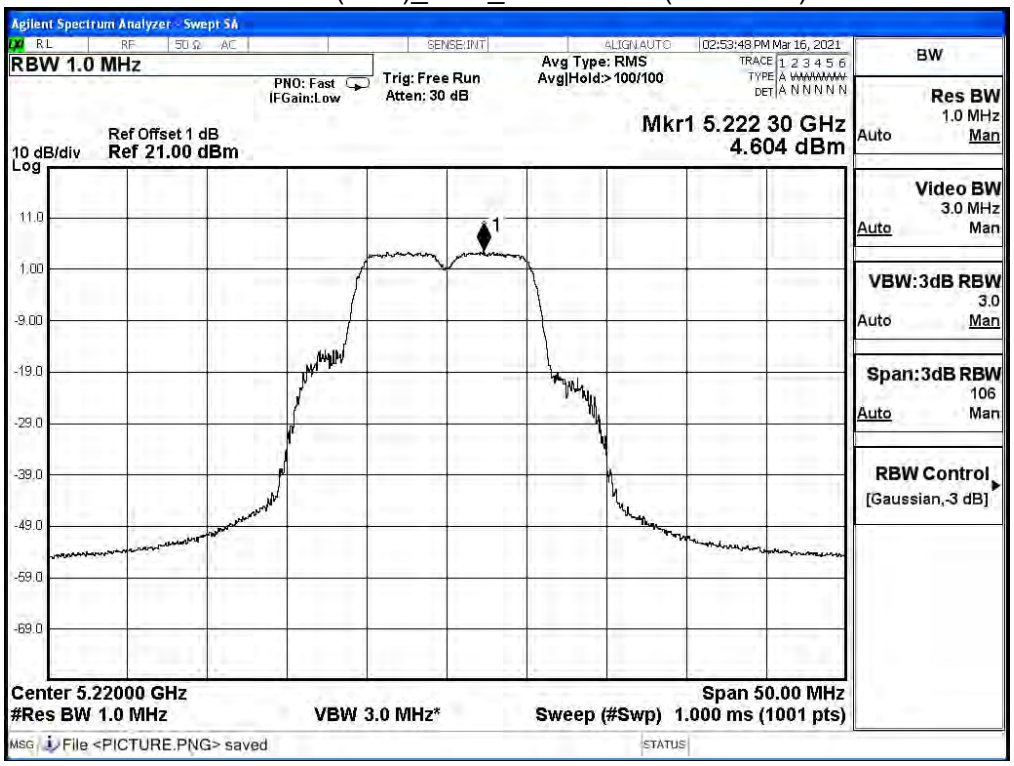

802.11ax (20M)_Ant0_Channel 48 (5240MHz)

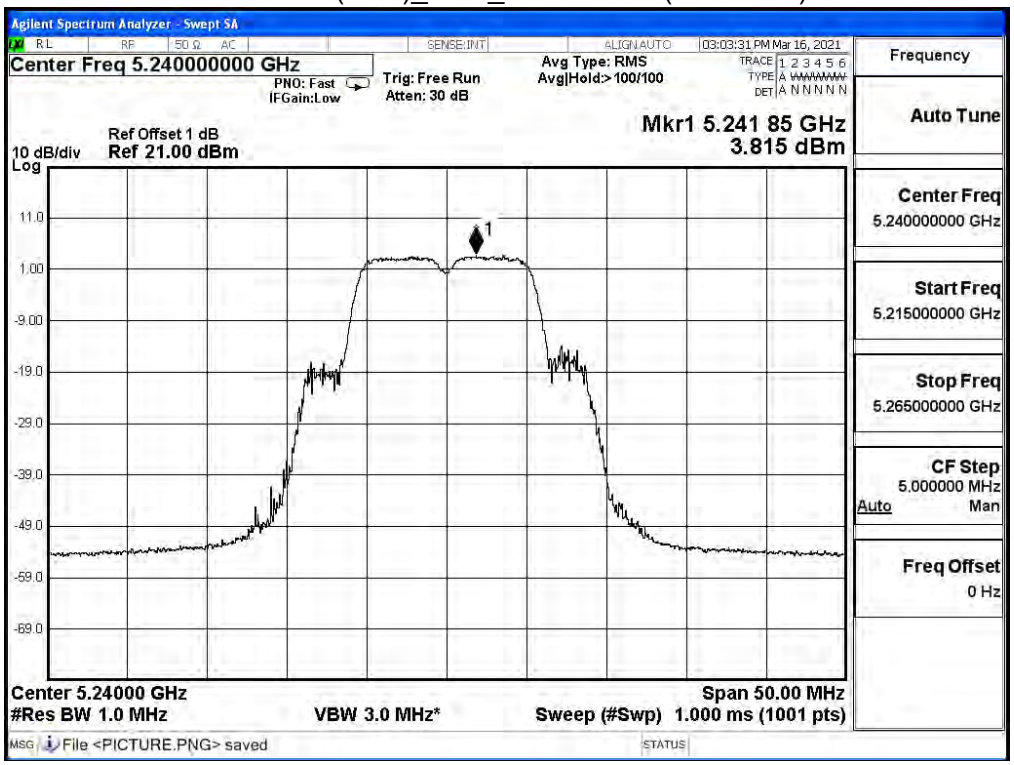

802.11ax (20M)_Ant1_Channel 36 (5180MHz)

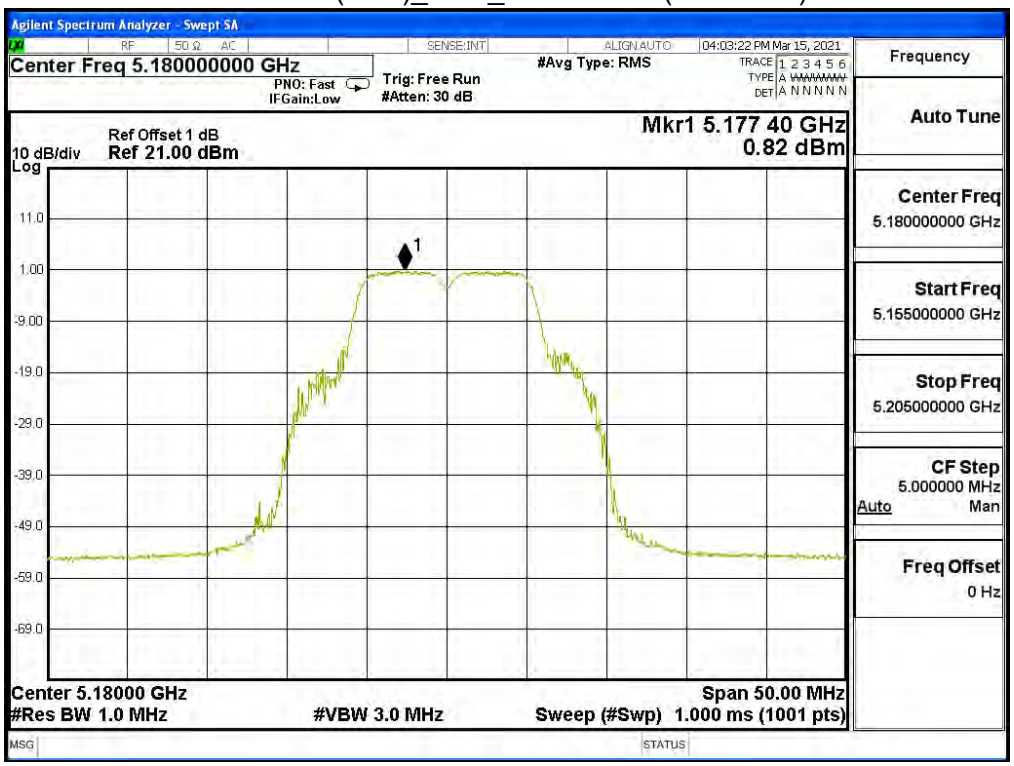

802.11ax (20M)_Ant1_Channel 44 (5220MHz)

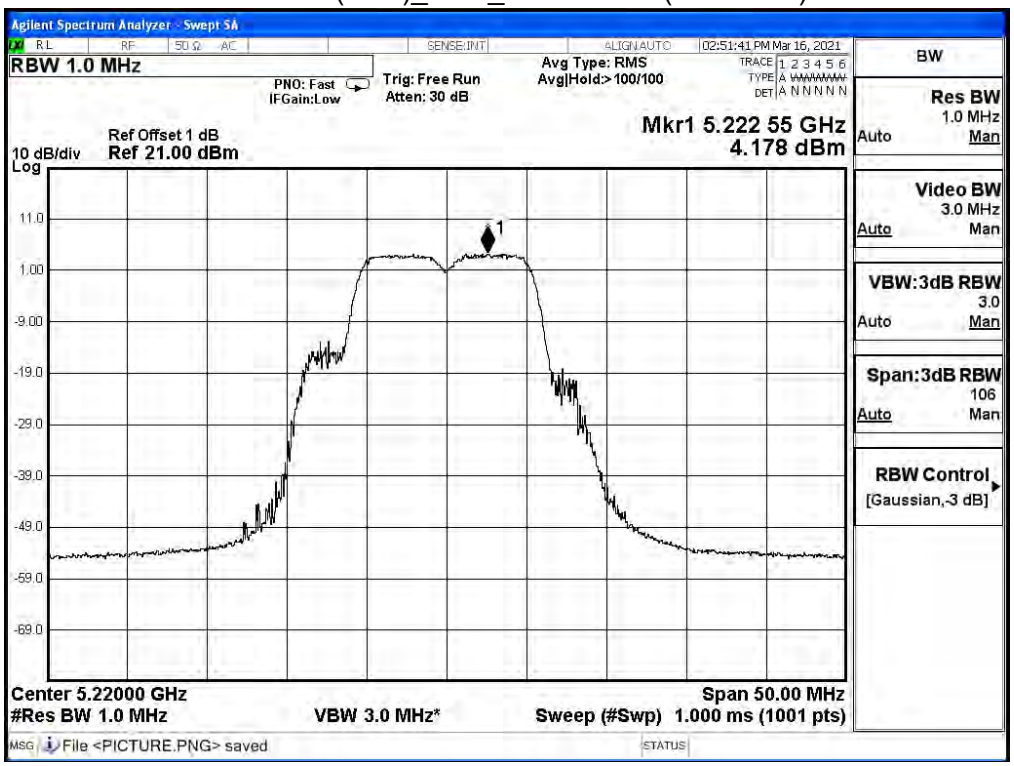

802.11ax (20M)_Ant1_Channel 48 (5240MHz)

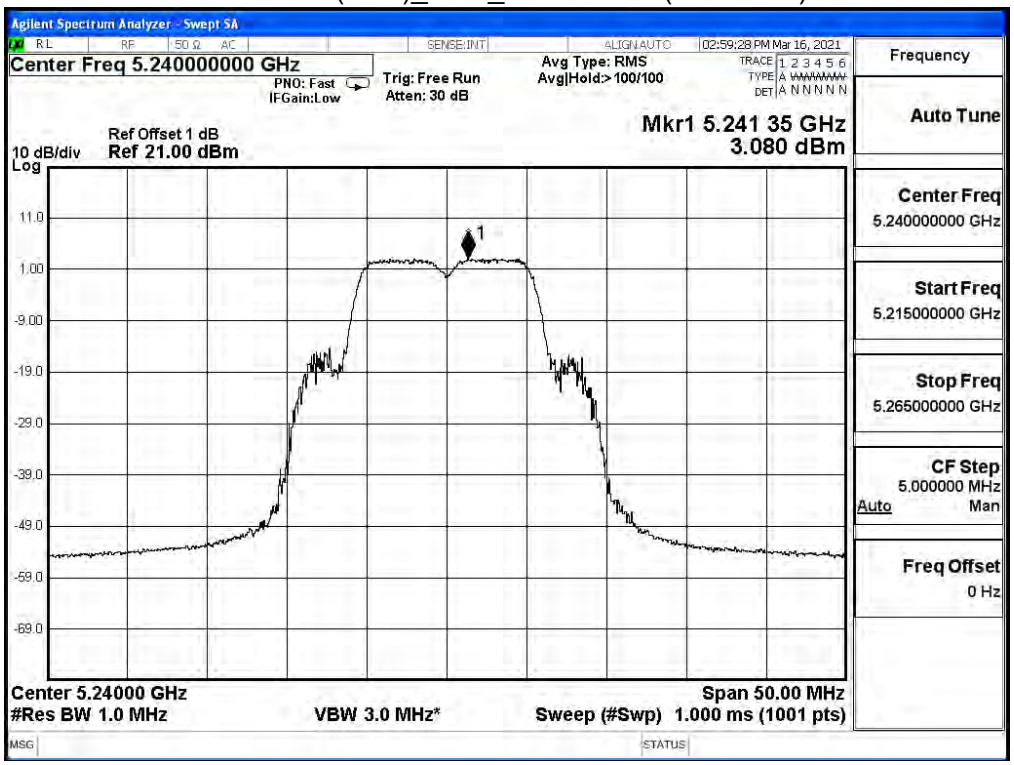

802.11ax (20M)_Ant0_Channel 149 (5745MHz)

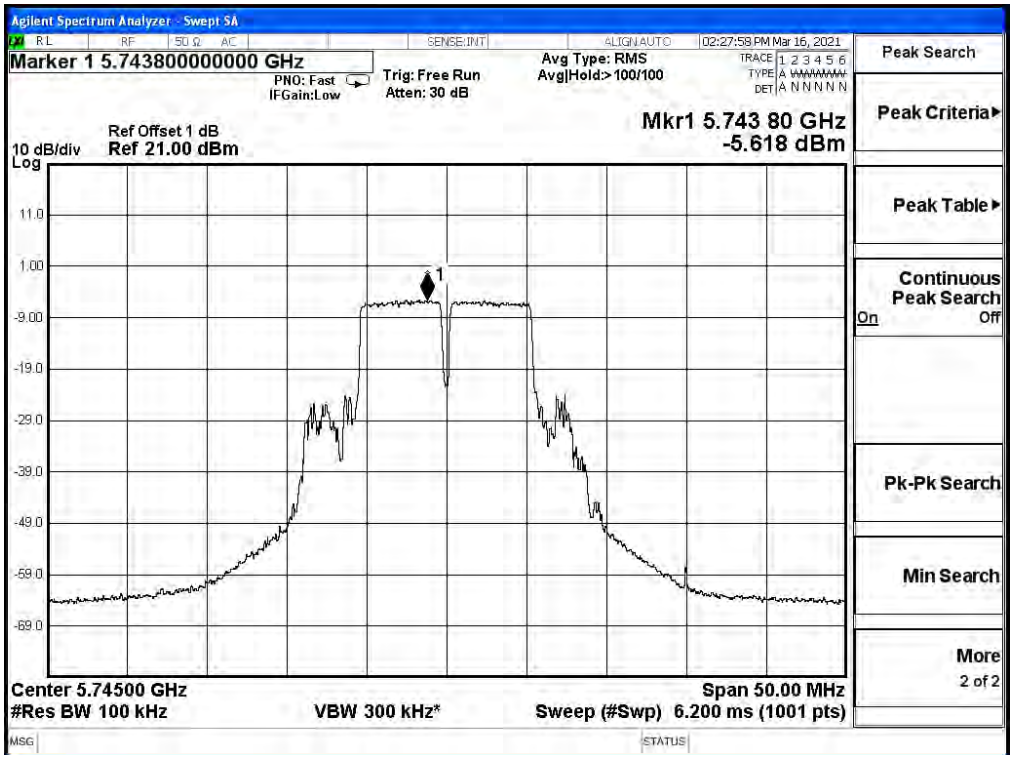

802.11ax (20M)_Ant0_Channel 157 (5785MHz)

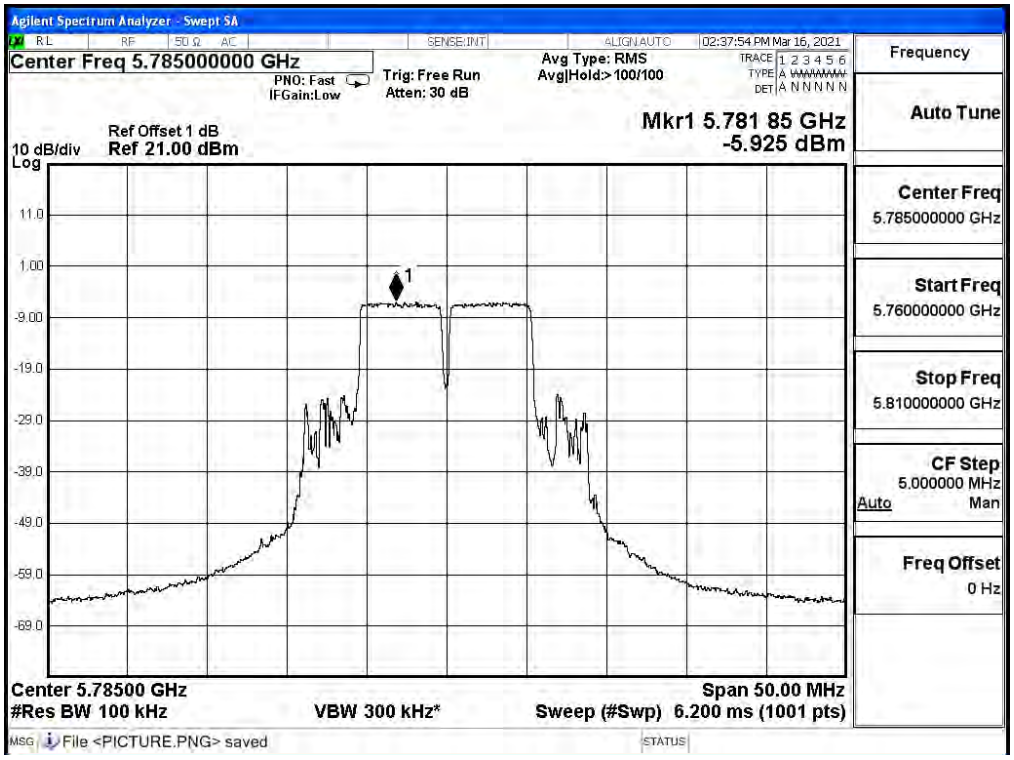

802.11ax (20M)_Ant0_Channel 165 (5825MHz)

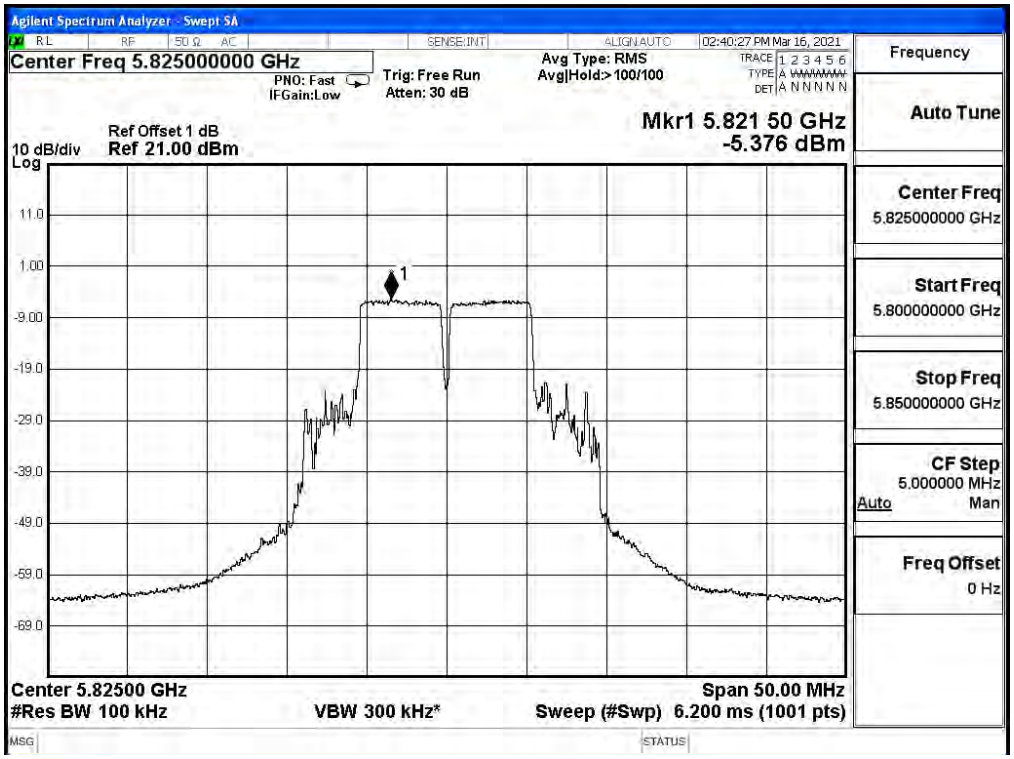

802.11ax (20M)_Ant1_Channel 149 (5745MHz)

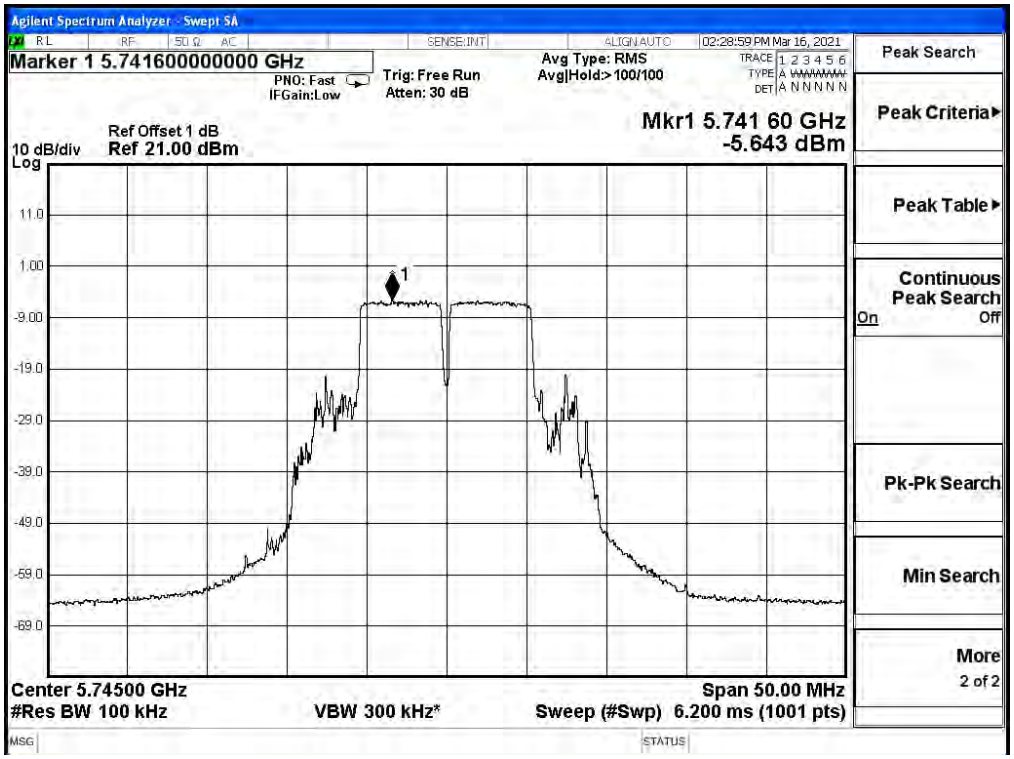

802.11ax (20M)_Ant1_Channel 157 (5785MHz)

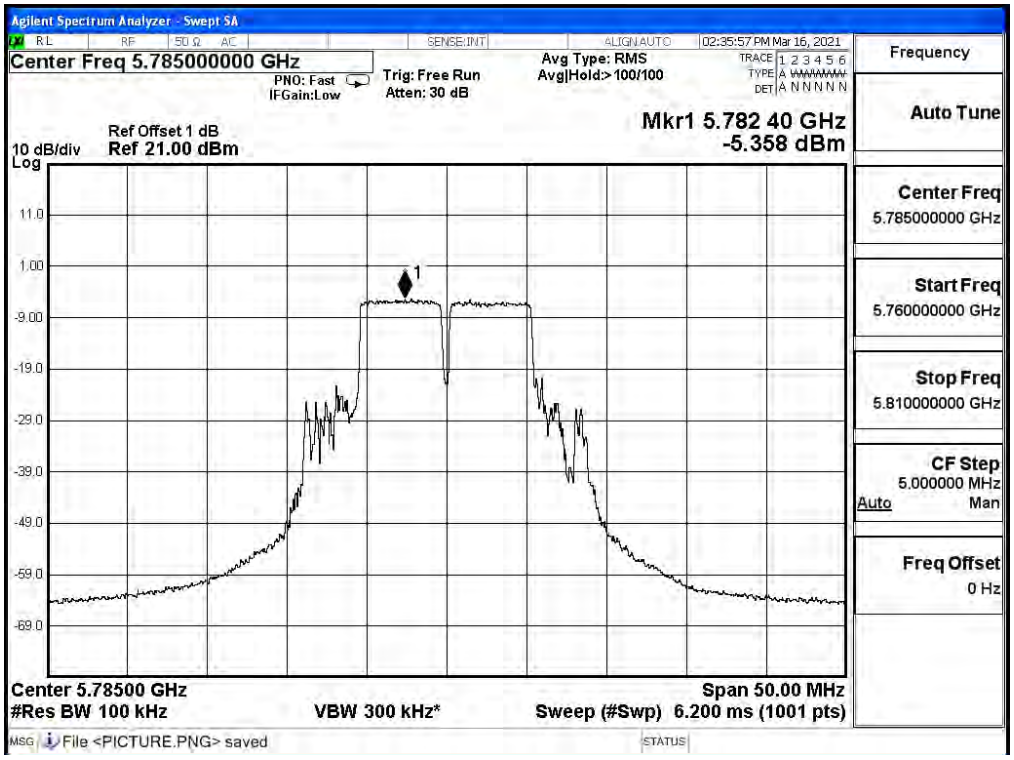

802.11ax (20M)_Ant1_Channel 165 (5825MHz)

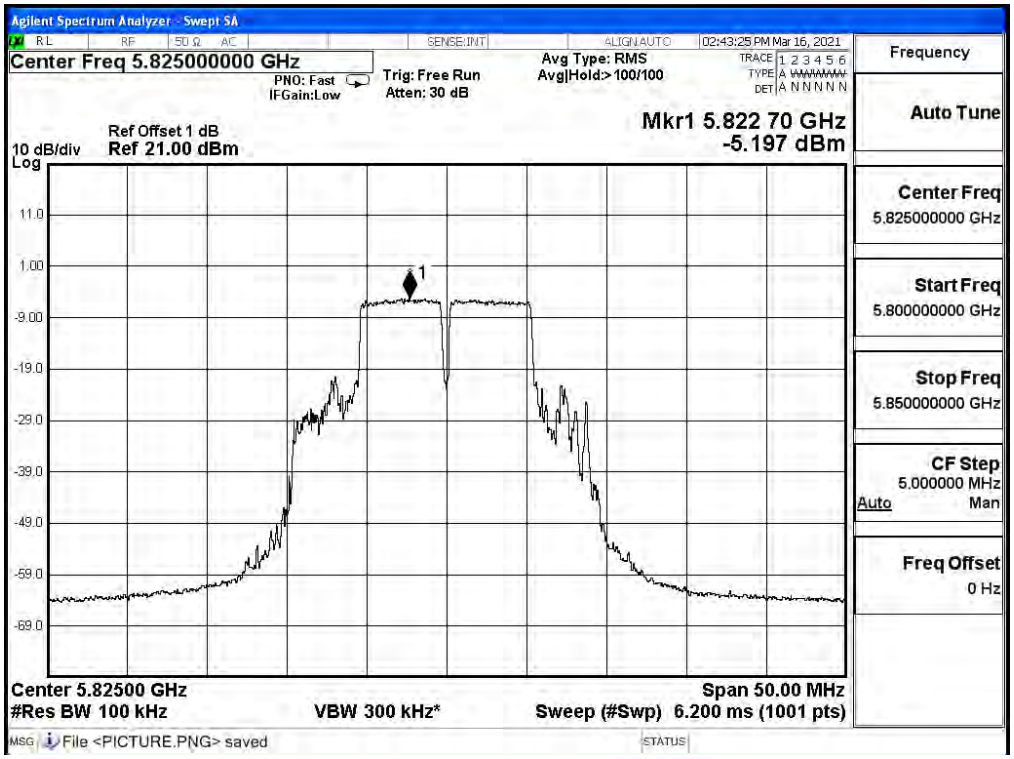

802.11ax (40M)_Ant0_Channel 38 (5190MHz)

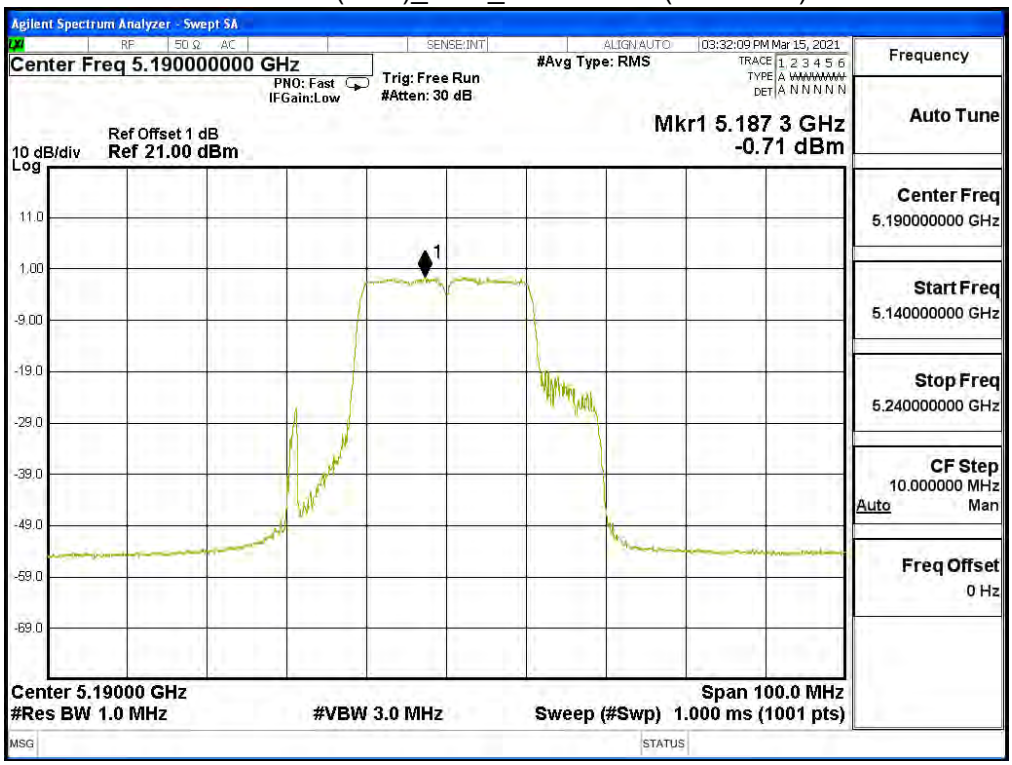

802.11ax (40M)_Ant0_Channel 46 (5230MHz)

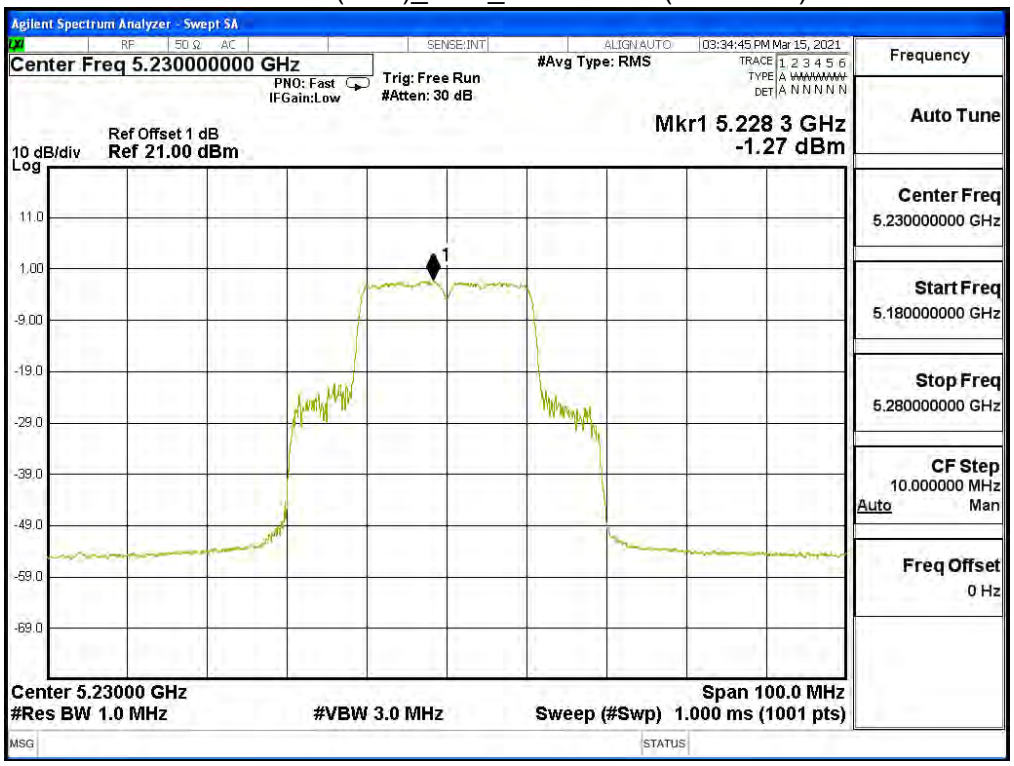

802.11ax (40M)_Ant1_Channel 38 (5190MHz)

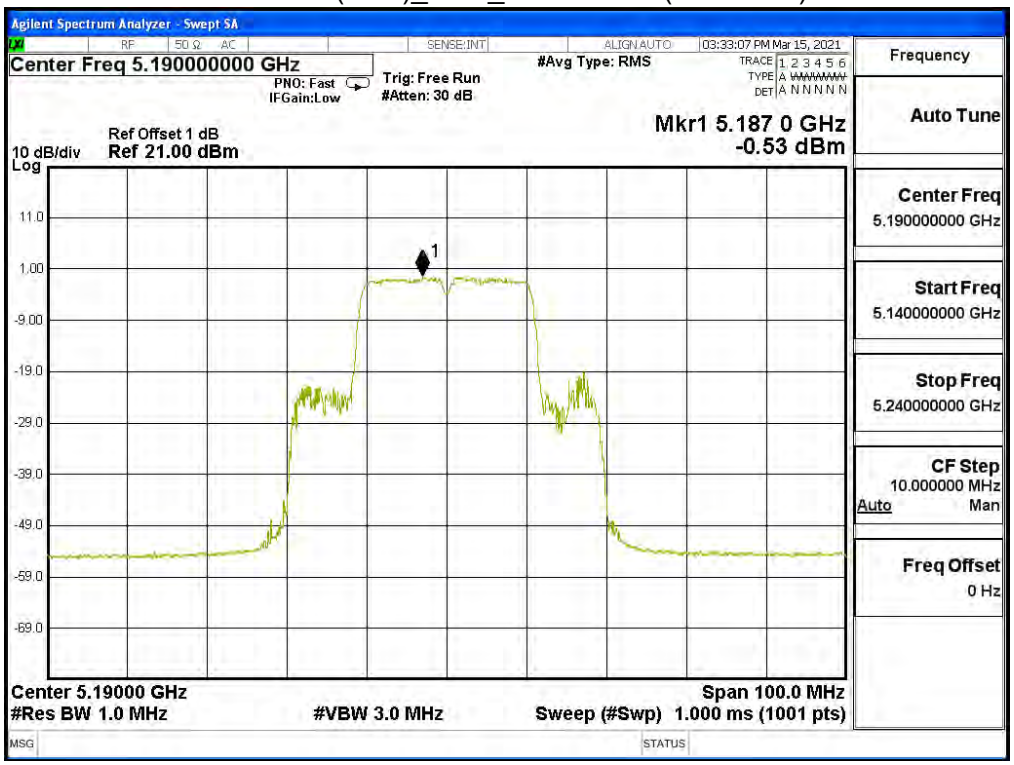

802.11ax (40M)_Ant1_Channel 46 (5230MHz)

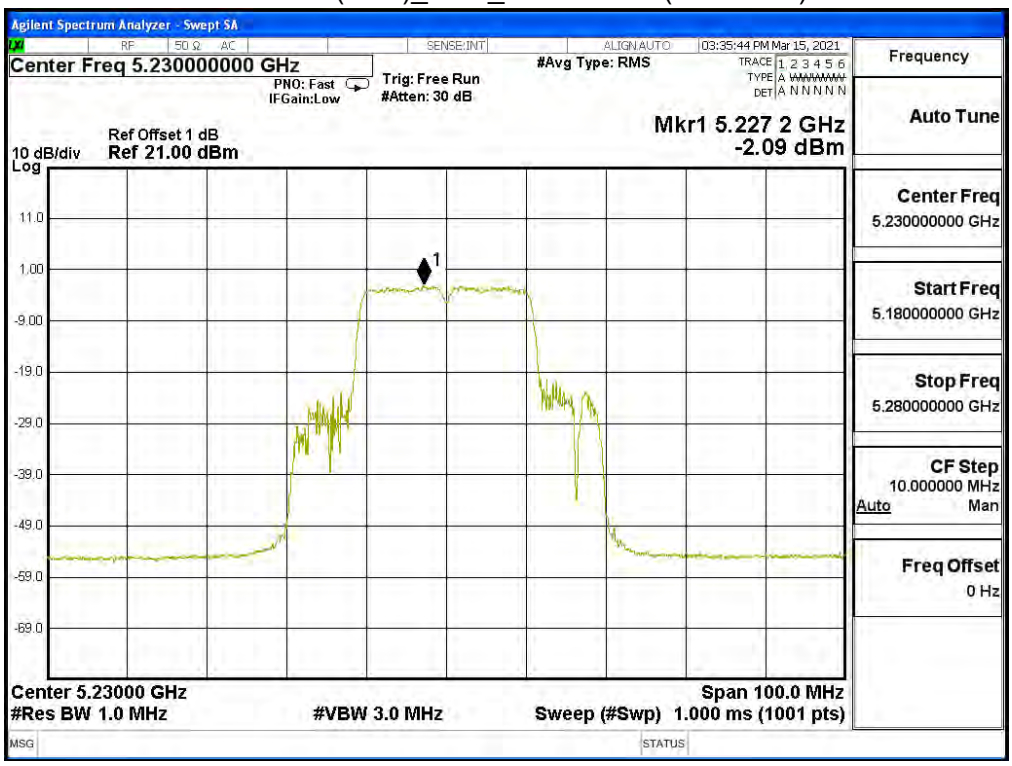

802.11ax (40M)_Ant0_Channel 151 (5755MHz)

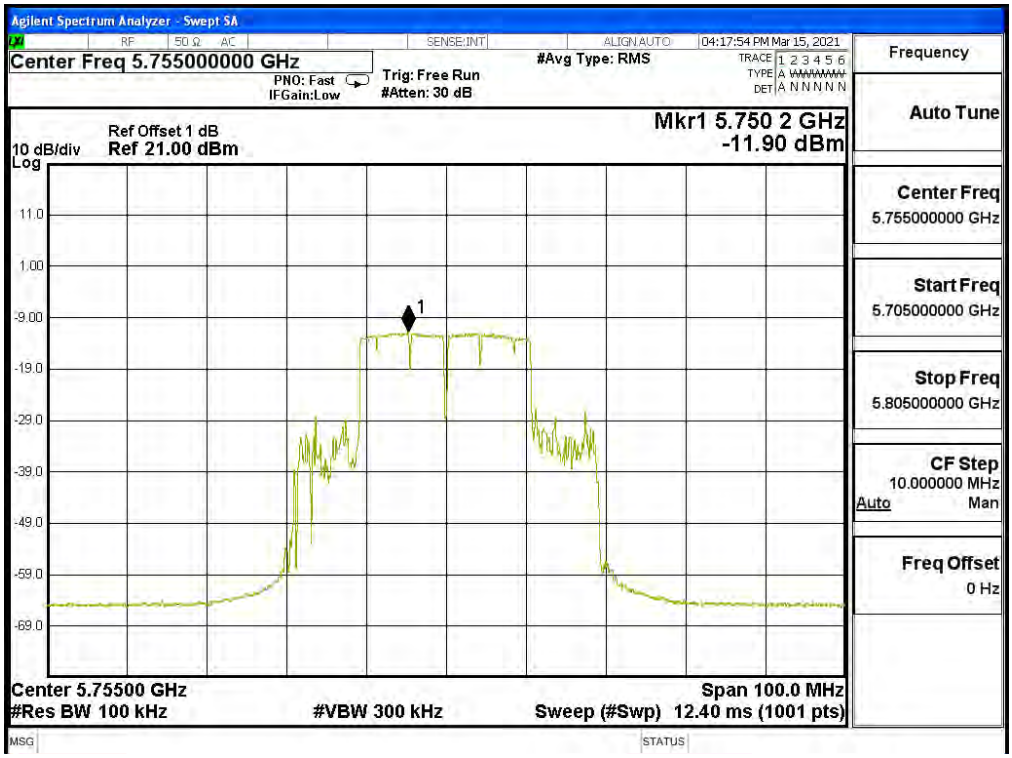

802.11ax (40M)_Ant0_Channel 159 (5795MHz)

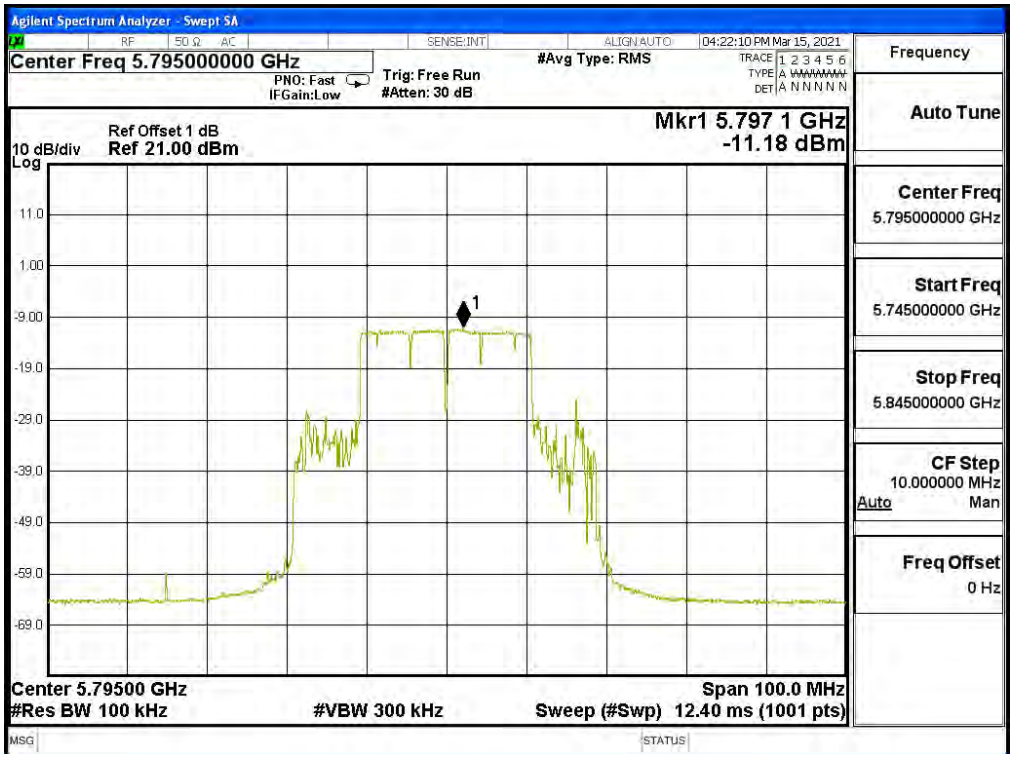

802.11ax (40M)_Ant1_Channel 151 (5755MHz)

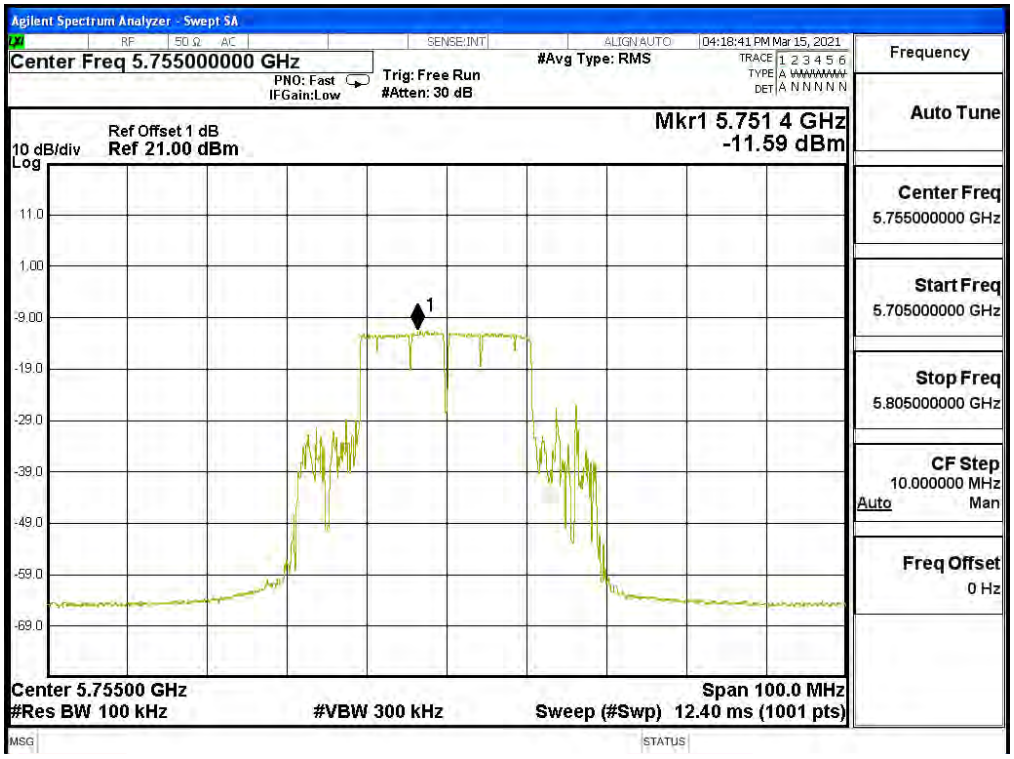

802.11ax (40M)_Ant1_Channel 159 (5795MHz)

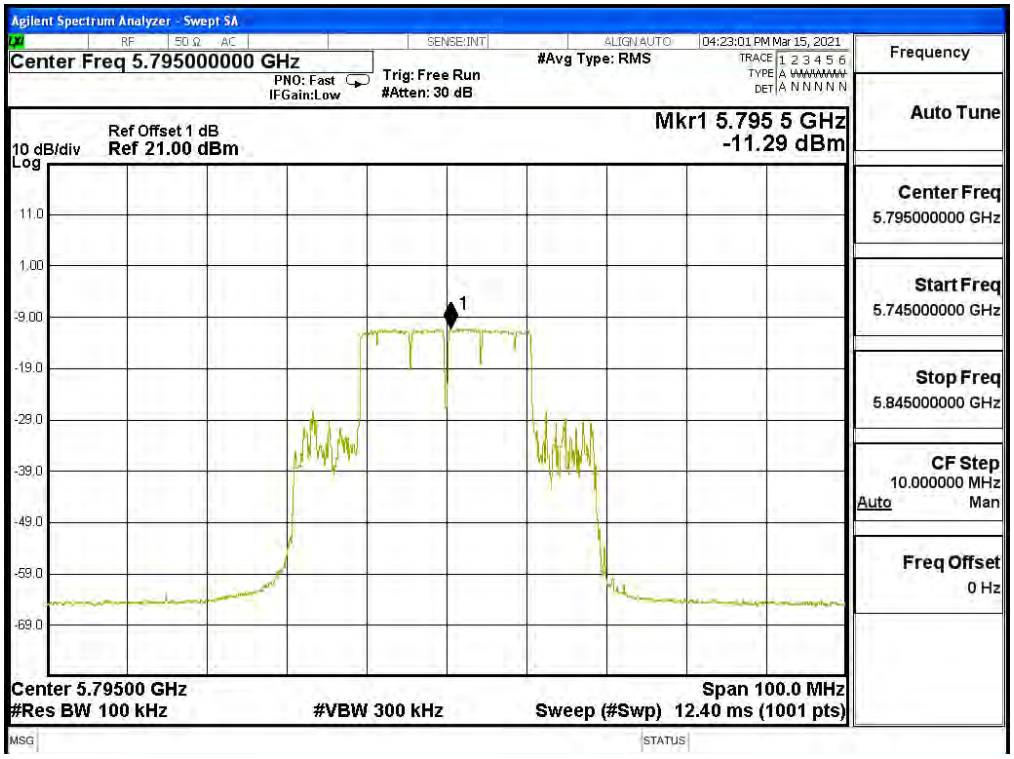

802.11ax (80M)_Ant0_Channel 42 (5210MHz)

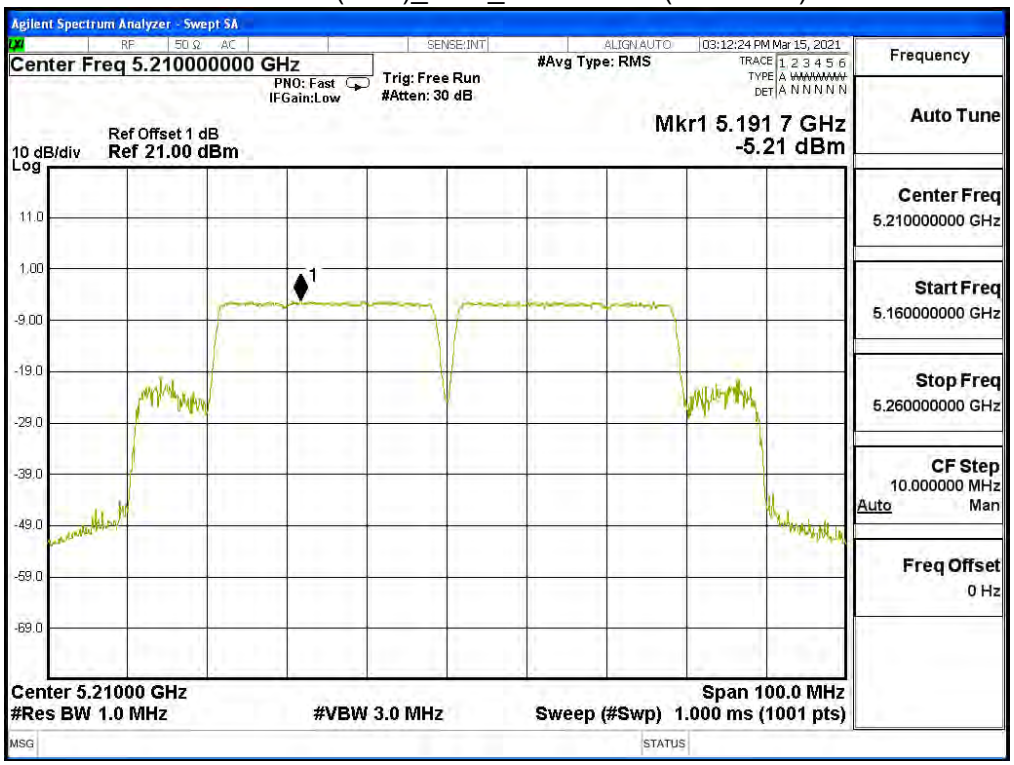

802.11ax (80M)_Ant1_Channel 42 (5210MHz)

802.11ax (80M)_Ant0_Channel 155 (5775MHz)

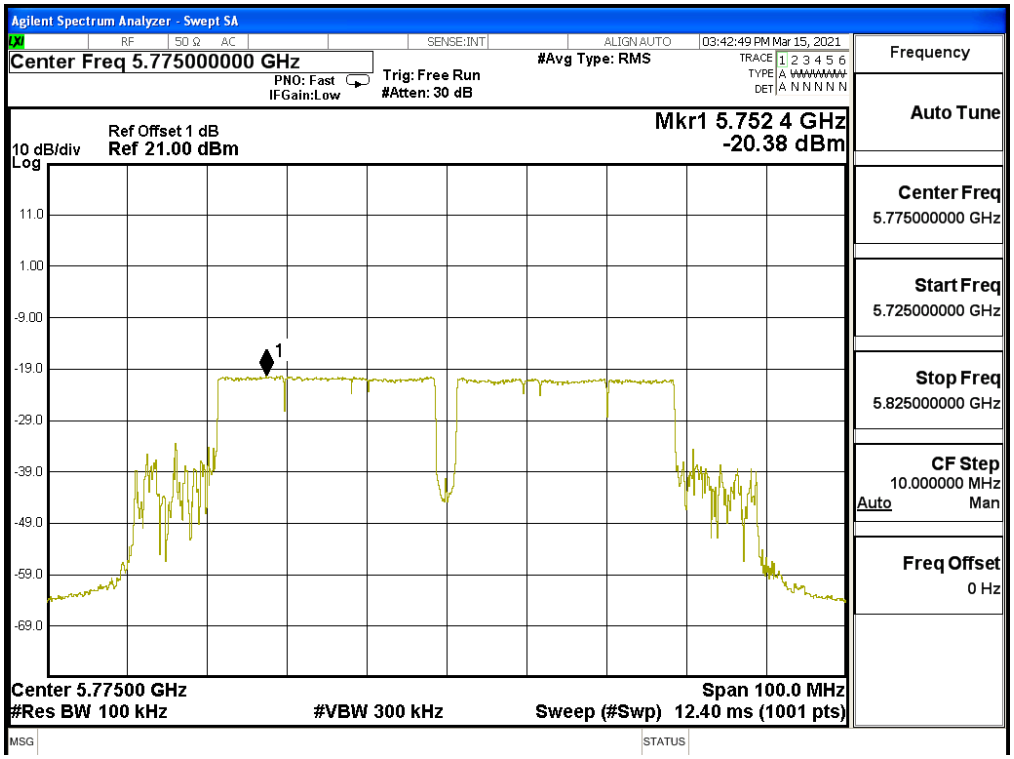

802.11ax (80M)_Ant1_Channel 155 (5775MHz)

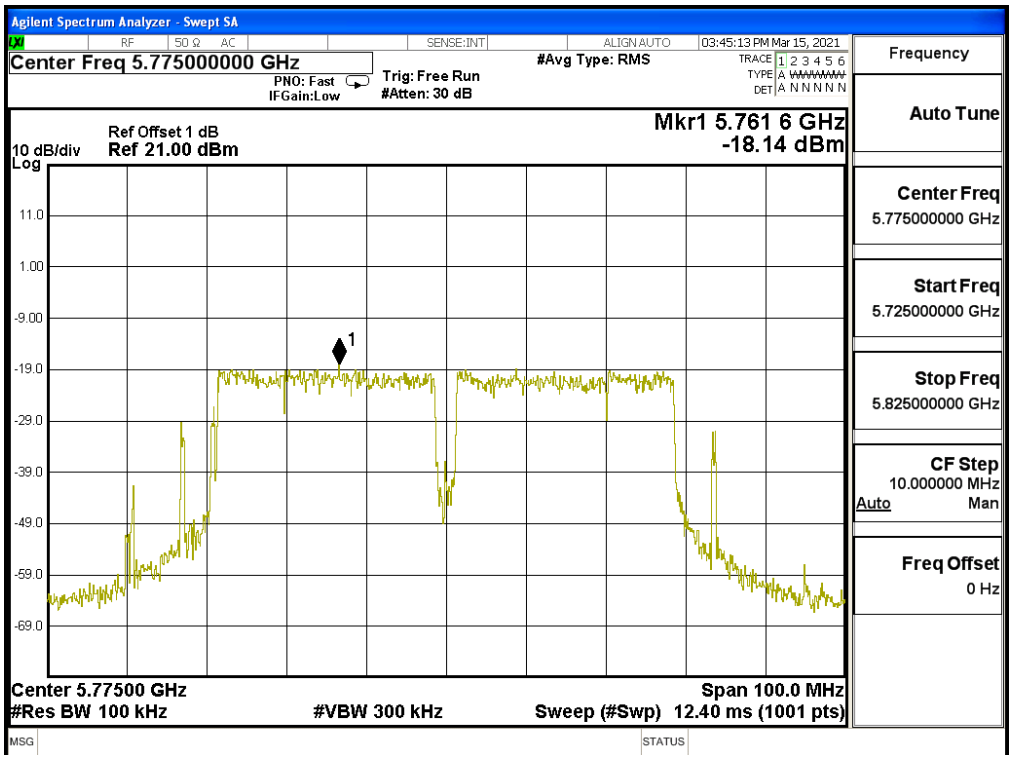

6. Radiated Emission

6.1. Test Setup

Under 30MHz Test Setup:

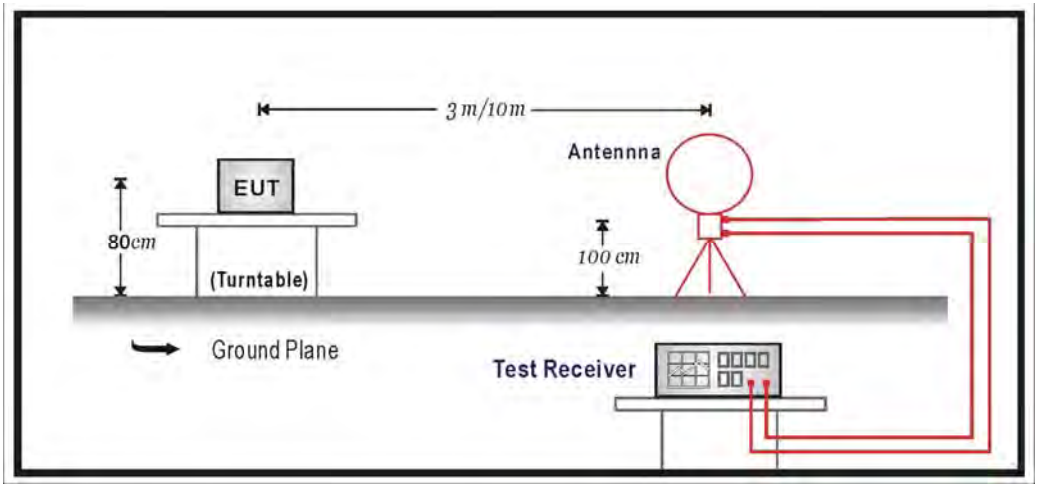

Under 1GHz Test Setup:

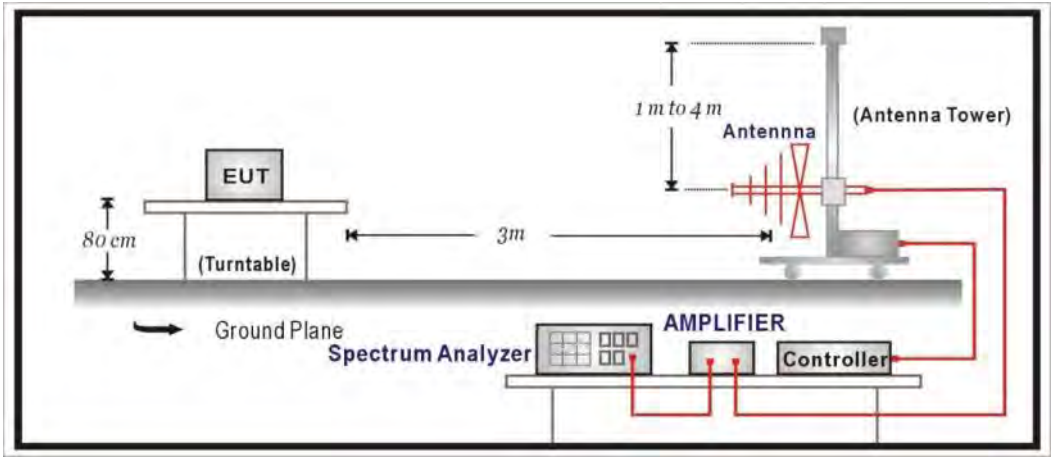

Above 1GHz Test Setup:

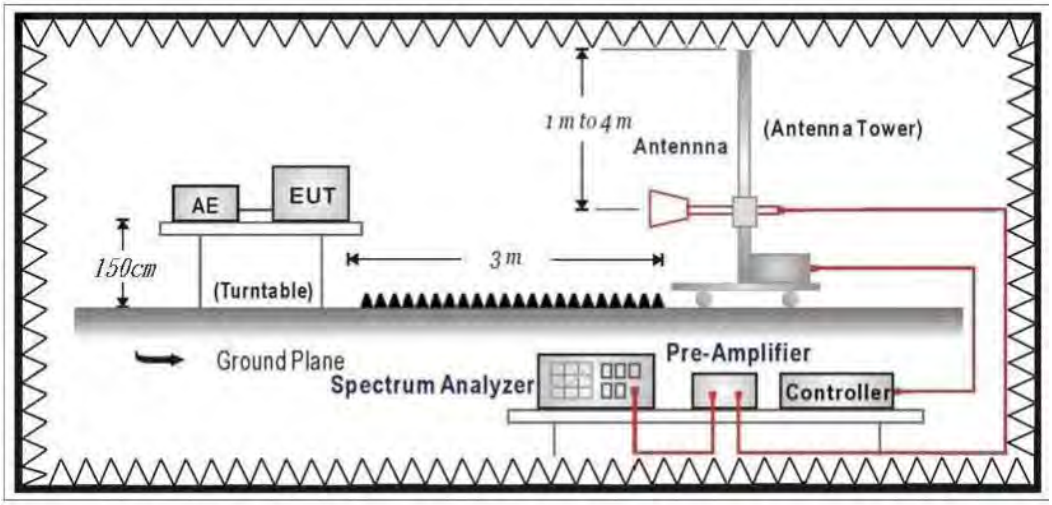

6.2. Limits

➢ General Radiated Emission Limits

The provisions of Section 15.205 of this part apply to intentional radiators operating under this section. Radiated emissions which fall in the restricted bands, as defined in Section 15.205, must also comply with the radiated emission limits specified in Section 15.209:

FCC Part 15 Subpart C Paragraph 15.209 Limits		
Frequency MHz	uV/m @3m	dBuV/m@3m
30 - 88	100	40
88 - 216	150	43.5
216 - 960	200	46
Above 960	500	54

Remark:
1. RF Voltage (dBuV) = 20 log RF Voltage (uV)
2. In the Above Table, the tighter limit applies at the band edges.
3. Distance refers to the distance in meters between the measuring instrument antenna and the closed point of any part of the device or system.

➢ Unwanted Emission out of the restricted bands Limits

FCC Part 15 Subpart C Paragraph 15.407(b) Limits		
Frequency (MHz)	EIRP Limit (dBm)	Equivalent Field Strength (dBuV/m@3m)
5150 - 5250	-27	68.3
5250 - 5350	-27	68.3
5470 - 5725	-27	68.3
5725 - 5850	-27 (Note1)	68.3
	-17 (Note2)	78.3

Remark:
1. For frequencies more than 10 MHz above or below the band edges.
2. For frequency range from the band edges to 10 MHz above or below the band edges.
3. uV/m = $\frac{1000000\sqrt{30\times EIRP}}{3}$, RF Voltage (dBuV/m) = 20 log RF Voltage (uV/m)

6.3. Test Procedure

The EUT and its simulators are placed on a turn table which is 1.5 meter above ground. The turn table can rotate 360 degrees to determine the position of the maximum emission level. The EUT was positioned such that the distance from antenna to the EUT was 3 meters.

The antenna can move up and down between 1 meter and 4 meters to find out the maximum emission level.

Both horizontal and vertical polarization of the antenna are set on measurement. In order to find the maximum emission, all of the interface cables must be manipulated according to ANSI C63.10: 2013 on radiated measurement.

The additional latch filter below 1GHz was used to measure the level of harmonics radiated emission during field dtrength of harmonics measurement.

The bandwidth below 1GHz setting on the field strength meter is 120 KHz, above 1GHz are 1 MHz.

The frequency range from 30MHz to 10th harminics is checked.

6.4. Test Result

30MHz-1GHz Spurious

Model No	APL54X	Site	CB2-H
Test Voltage	AC 120V/60Hz	Test Date	2021/3/15
Test Mode	Mode 1: Transmit RU Full_Adapter Mode	Engineer	Ling Chen
Polarity	Horizontal	Temperature (℃)	21.5
Test Condition	802.11ax,Ant0+1,Ch 42,5.21G,BW80M	Humidity (%RH)	51.0

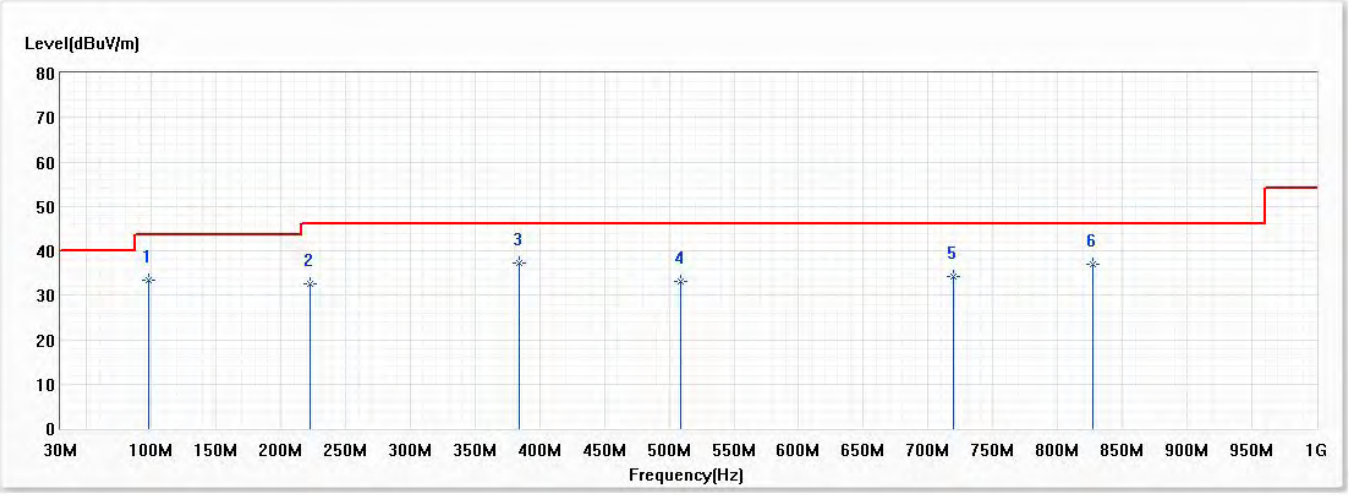

No	Frequency (MHz)	Emission Level (dBuV/m)	Limit (dBuV/m)	Margin (dB)	Reading Level (dBuV)	Correct Factor (dB)	Detector Type
1	97.900	33.41	43.50	-10.09	37.63	-4.22	QP
2	223.030	32.51	46.00	-13.49	35.38	-2.87	QP
* 3	384.050	37.15	46.00	-8.85	34.82	2.33	QP
4	508.695	33.05	46.00	-12.95	28.25	4.80	QP
5	719.185	34.10	46.00	-11.90	26.83	7.27	QP
6	827.340	36.95	46.00	-9.05	28.31	8.64	QP

Note:

1. All reading levels is Quasi-Peak value.
2. “ * ”, means this data is the worst value.
3. Emission Level = Reading Level + Correct Factor
4. The emission under 30MHz were not included is because their levels are lower than 20dB from limit.

Model No	APL54X	Site	CB2-H
Test Voltage	AC 120V/60Hz	Test Date	2021/3/15
Test Mode	Mode 1: Transmit RU Full_Adapter Mode	Engineer	Ling Chen
Polarity	Vertical	Temperature (℃)	21.5
Test Condition	802.11ax,Ant0+1,Ch 42,5.21G,BW80M	Humidity (%RH)	51.0

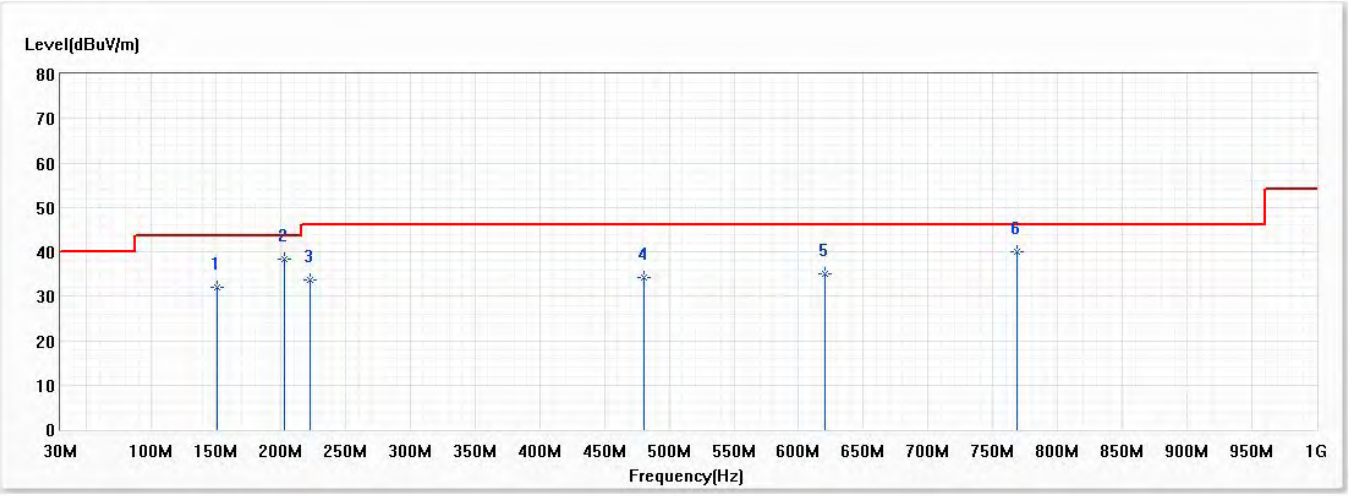

No	Frequency (MHz)	Emission Level (dBuV/m)	Limit (dBuV/m)	Margin (dB)	Reading Level (dBuV)	Correct Factor (dB)	Detector Type
1	150.765	31.95	43.50	-11.55	34.88	-2.93	QP
* 2	202.660	38.28	43.50	-5.22	42.30	-4.02	QP
3	222.545	33.73	46.00	-12.27	36.63	-2.90	QP
4	480.080	34.32	46.00	-11.68	30.02	4.30	QP
5	620.730	35.15	46.00	-10.85	28.94	6.21	QP
6	768.170	40.07	46.00	-5.93	32.17	7.90	QP

Note:

1. All reading levels is Quasi-Peak value.
2. “ * ”, means this data is the worst value.
3. Emission Level = Reading Level + Correct Factor
4. The emission under 30MHz were not included is because their levels are lower than 20dB from limit.

Model No	APL54X	Site	CB2-H
Test Voltage	AC 120V/60Hz	Test Date	2021/3/15
Test Mode	Mode 1: Transmit RU Full_Adapter Mode	Engineer	Ling Chen
Polarity	Horizontal	Temperature (℃)	21.5
Test Condition	802.11ax,Ant0+1,Ch 157,5.785G,BW20M	Humidity (%RH)	51.0

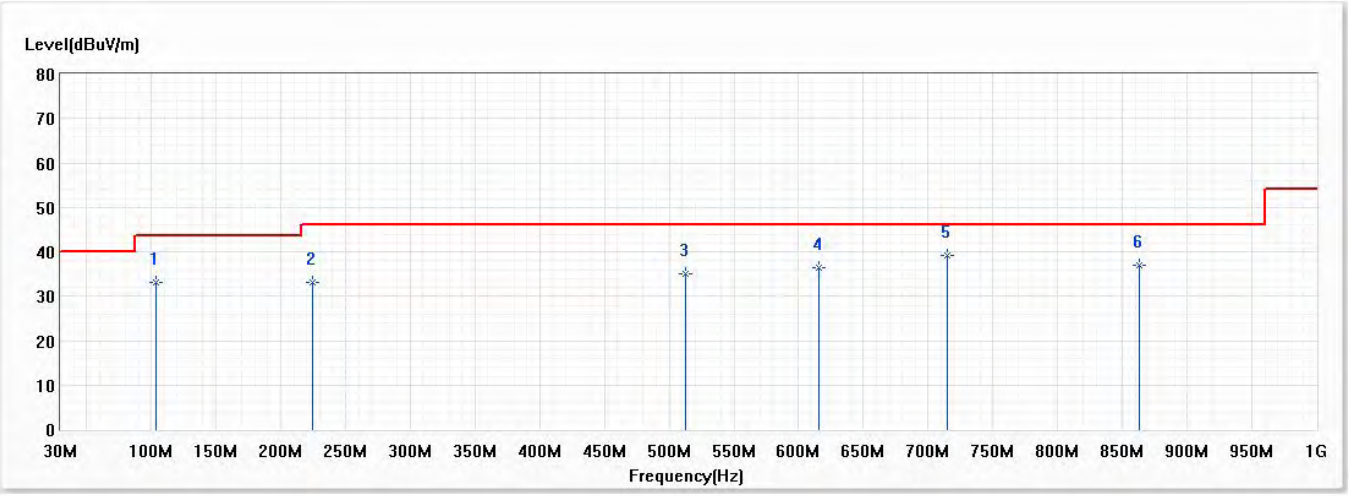

No	Frequency (MHz)	Emission Level (dBuV/m)	Limit (dBuV/m)	Margin (dB)	Reading Level (dBuV)	Correct Factor (dB)	Detector Type
1	103.720	32.98	43.50	-10.52	36.37	-3.39	QP
2	224.970	33.20	46.00	-12.80	35.96	-2.76	QP
3	512.575	35.07	46.00	-10.93	30.23	4.84	QP
4	615.880	36.49	46.00	-9.51	30.33	6.16	QP
* 5	714.820	39.12	46.00	-6.88	31.91	7.21	QP
6	862.745	36.99	46.00	-9.01	27.92	9.07	QP

Note:

1. All reading levels is Quasi-Peak value.
2. “ * ”, means this data is the worst value.
3. Emission Level = Reading Level + Correct Factor
4. The emission under 30MHz were not included is because their levels are lower than 20dB from limit.

Model No	APL54X	Site	CB2-H
Test Voltage	AC 120V/60Hz	Test Date	2021/3/15
Test Mode	Mode 1: Transmit RU Full_Adapter Mode	Engineer	Ling Chen
Polarity	Vertical	Temperature (℃)	21.5
Test Condition	802.11ax,Ant0+1,Ch 157,5.785G,BW20M	Humidity (%RH)	51.0

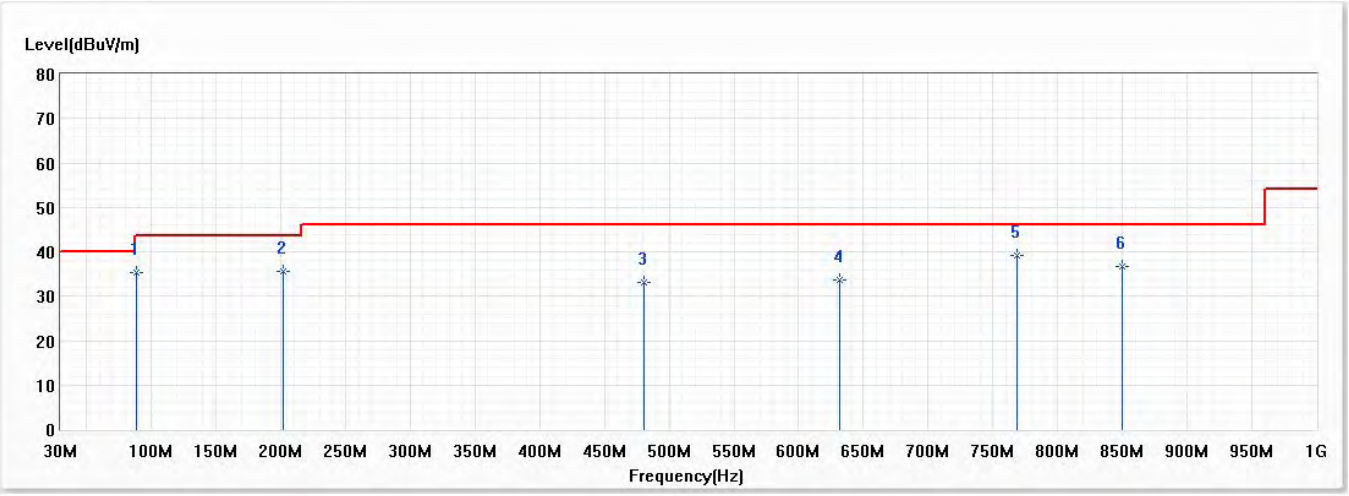

No	Frequency (MHz)	Emission Level (dBuV/m)	Limit (dBuV/m)	Margin (dB)	Reading Level (dBuV)	Correct Factor (dB)	Detector Type
1	88.685	35.36	43.50	-8.14	41.44	-6.08	QP
2	202.175	35.51	43.50	-7.99	39.55	-4.04	QP
3	480.080	33.24	46.00	-12.76	28.94	4.30	QP
4	631.885	33.69	46.00	-12.31	27.38	6.31	QP
* 5	768.170	39.08	46.00	-6.92	31.18	7.90	QP
6	849.650	36.66	46.00	-9.34	27.73	8.93	QP

Note:

1. All reading levels is Quasi-Peak value.
2. “ * ”, means this data is the worst value.
3. Emission Level = Reading Level + Correct Factor
4. The emission under 30MHz were not included is because their levels are lower than 20dB from limit.

Model No	APL54X	Site	CB2-H
Test Voltage	AC 120V/60Hz	Test Date	2021/3/15
Test Mode	Mode 2: Transmit RU Full_PoE Mode	Engineer	Ling Chen
Polarity	Horizontal	Temperature (℃)	21.5
Test Condition	802.11ax,Ant0+1,Ch 42,5.21G,BW80M	Humidity (%RH)	51.0

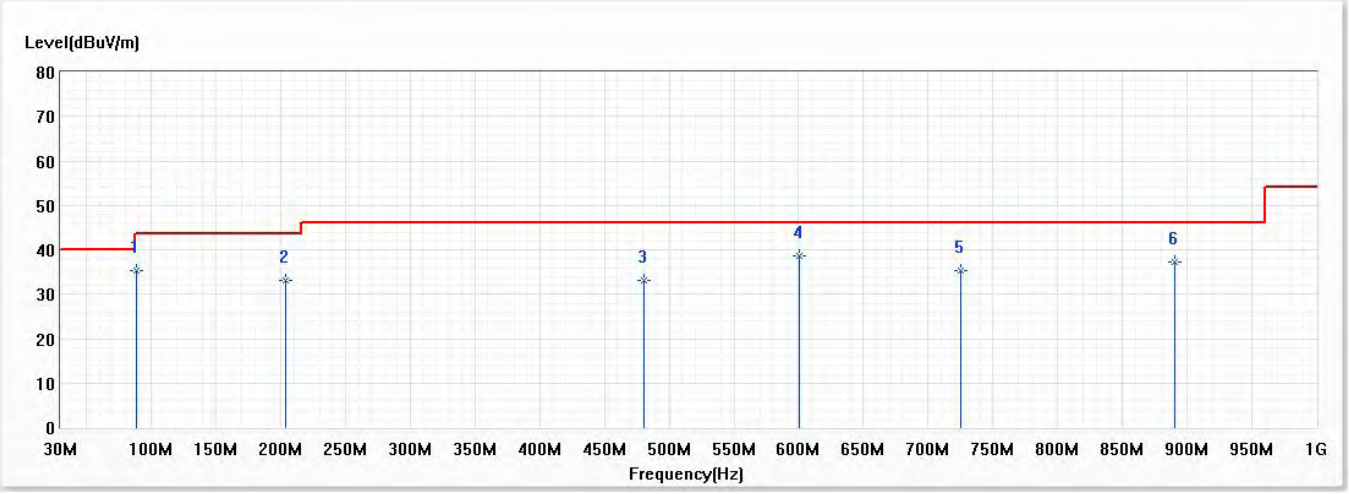

No	Frequency (MHz)	Emission Level (dBuV/m)	Limit (dBuV/m)	Margin (dB)	Reading Level (dBuV)	Correct Factor (dB)	Detector Type
1	88.685	35.36	43.50	-8.14	41.44	-6.08	QP
2	204.115	32.97	43.50	-10.53	36.91	-3.94	QP
3	480.080	33.24	46.00	-12.76	28.94	4.30	QP
* 4	600.360	38.52	46.00	-7.48	32.54	5.98	QP
5	725.005	35.30	46.00	-10.70	27.93	7.37	QP
6	890.390	37.18	46.00	-8.82	27.74	9.44	QP

Note:

1. All reading levels is Quasi-Peak value.
2. “ * ”, means this data is the worst value.
3. Emission Level = Reading Level + Correct Factor
4. The emission under 30MHz were not included is because their levels are lower than 20dB from limit.

Model No	APL54X	Site	CB2-H
Test Voltage	AC 120V/60Hz	Test Date	2021/3/15
Test Mode	Mode 2: Transmit RU Full_PoE Mode	Engineer	Ling Chen
Polarity	Vertical	Temperature (℃)	21.5
Test Condition	802.11ax,Ant0+1,Ch 42,5.21G,BW80M	Humidity (%RH)	51.0

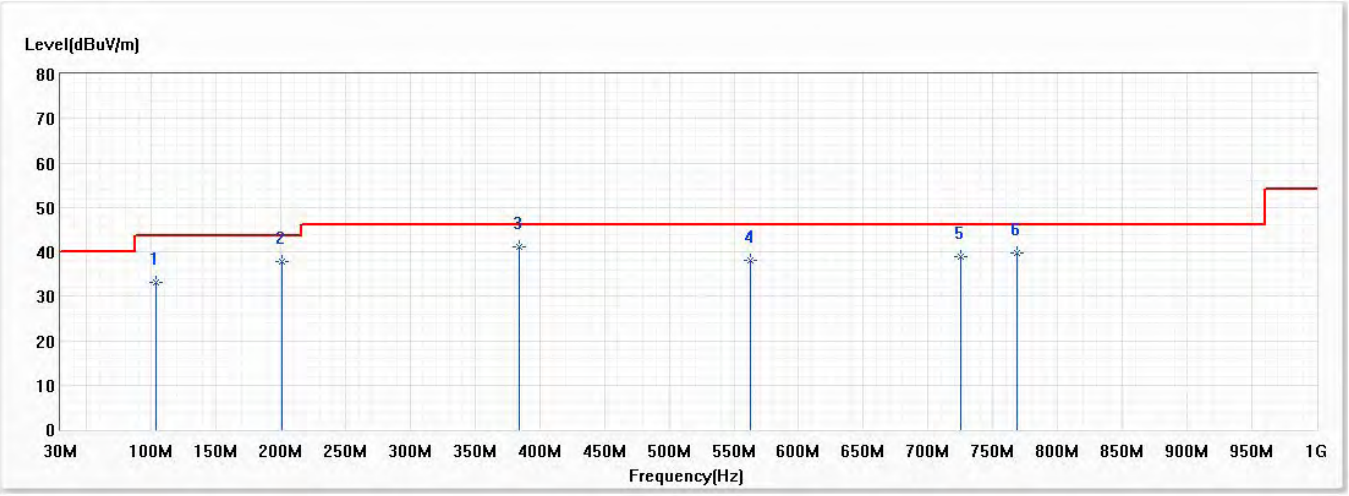

No	Frequency (MHz)	Emission Level (dBuV/m)	Limit (dBuV/m)	Margin (dB)	Reading Level (dBuV)	Correct Factor (dB)	Detector Type
1	103.720	32.98	43.50	-10.52	36.37	-3.39	QP
2	200.720	37.76	43.50	-5.74	41.89	-4.13	QP
* 3	384.050	41.23	46.00	-4.77	38.90	2.33	QP
4	562.530	38.13	46.00	-7.87	32.65	5.48	QP
5	725.005	38.93	46.00	-7.07	31.56	7.37	QP
6	768.170	39.70	46.00	-6.30	31.80	7.90	QP

Note:

1. All reading levels is Quasi-Peak value.
2. “ * ”, means this data is the worst value.
3. Emission Level = Reading Level + Correct Factor
4. The emission under 30MHz were not included is because their levels are lower than 20dB from limit.

Model No	APL54X	Site	CB2-H
Test Voltage	AC 120V/60Hz	Test Date	2021/3/15
Test Mode	Mode 2: Transmit RU Full_PoE Mode	Engineer	Ling Chen
Polarity	Horizontal	Temperature (℃)	21.5
Test Condition	802.11ax,Ant0+1,Ch 157,5.785G,BW20M	Humidity (%RH)	51.0

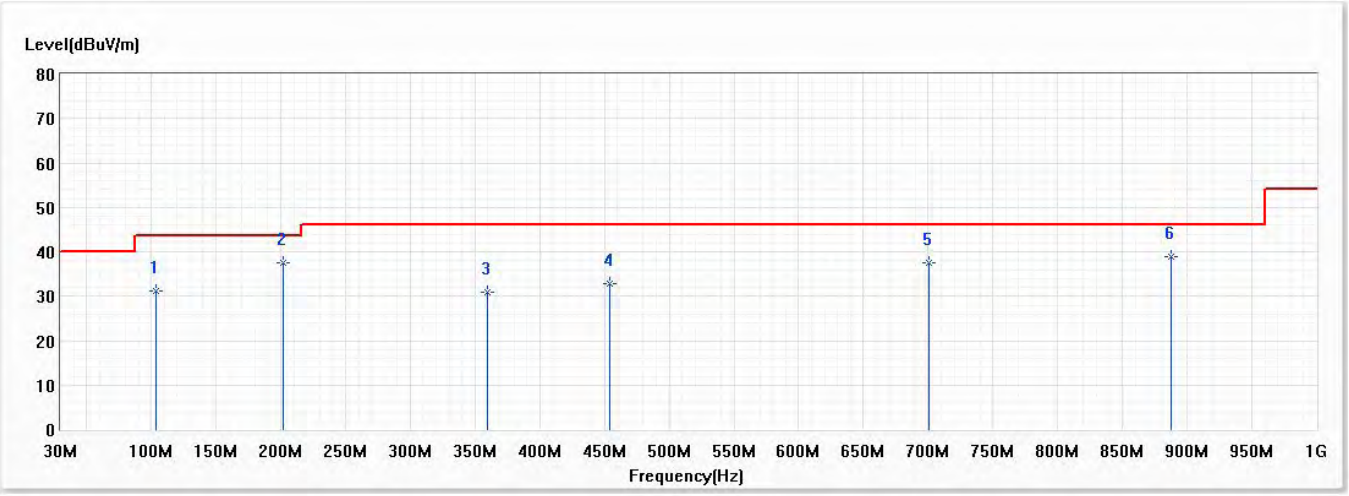

No	Frequency (MHz)	Emission Level (dBuV/m)	Limit (dBuV/m)	Margin (dB)	Reading Level (dBuV)	Correct Factor (dB)	Detector Type
1	103.720	31.09	43.50	-12.41	34.48	-3.39	QP
* 2	202.175	37.39	43.50	-6.11	41.43	-4.04	QP
3	359.800	30.78	46.00	-15.22	29.24	1.54	QP
4	454.375	32.74	46.00	-13.26	28.90	3.84	QP
5	700.755	37.59	46.00	-8.41	30.54	7.05	QP
6	887.965	39.00	46.00	-7.00	29.59	9.41	QP

Note:

1. All reading levels is Quasi-Peak value.
2. “ * ”, means this data is the worst value.
3. Emission Level = Reading Level + Correct Factor
4. The emission under 30MHz were not included is because their levels are lower than 20dB from limit.

Model No	APL54X	Site	CB2-H
Test Voltage	AC 120V/60Hz	Test Date	2021/3/15
Test Mode	Mode 2: Transmit RU Full_PoE Mode	Engineer	Ling Chen
Polarity	Vertical	Temperature (℃)	21.5
Test Condition	802.11ax,Ant0+1,Ch 157,5.785G,BW20M	Humidity (%RH)	51.0

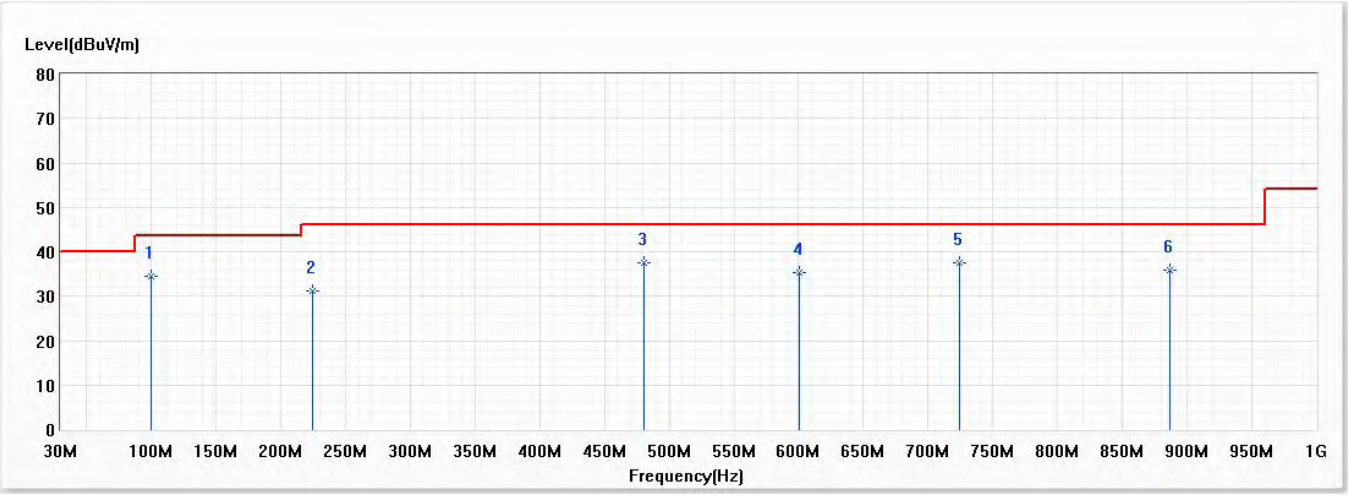

No	Frequency (MHz)	Emission Level (dBuV/m)	Limit (dBuV/m)	Margin (dB)	Reading Level (dBuV)	Correct Factor (dB)	Detector Type
1	99.840	34.49	43.50	-9.01	38.42	-3.93	QP
2	224.970	31.31	46.00	-14.69	34.07	-2.76	QP
3	480.080	37.41	46.00	-8.59	33.11	4.30	QP
4	600.360	35.19	46.00	-10.81	29.21	5.98	QP
* 5	724.035	37.42	46.00	-8.58	30.08	7.34	QP
6	886.995	35.74	46.00	-10.26	26.34	9.40	QP

Note:

1. All reading levels is Quasi-Peak value.
2. “ * ”, means this data is the worst value.
3. Emission Level = Reading Level + Correct Factor
4. The emission under 30MHz were not included is because their levels are lower than 20dB from limit.

Harmonic & Spurious:

Model No	APL54X	Site	CB2-H
Test Voltage	AC 120V/60Hz	Test Date	2021/3/11
Test Mode	Mode 3: Transmit CDD_PoE Mode	Engineer	Ling Chen
Polarity	Horizontal	Temperature (℃)	21.5
Test Condition	802.11a,Ant0+1,Ch 36,5.18G,BW20M	Humidity (%RH)	51.0

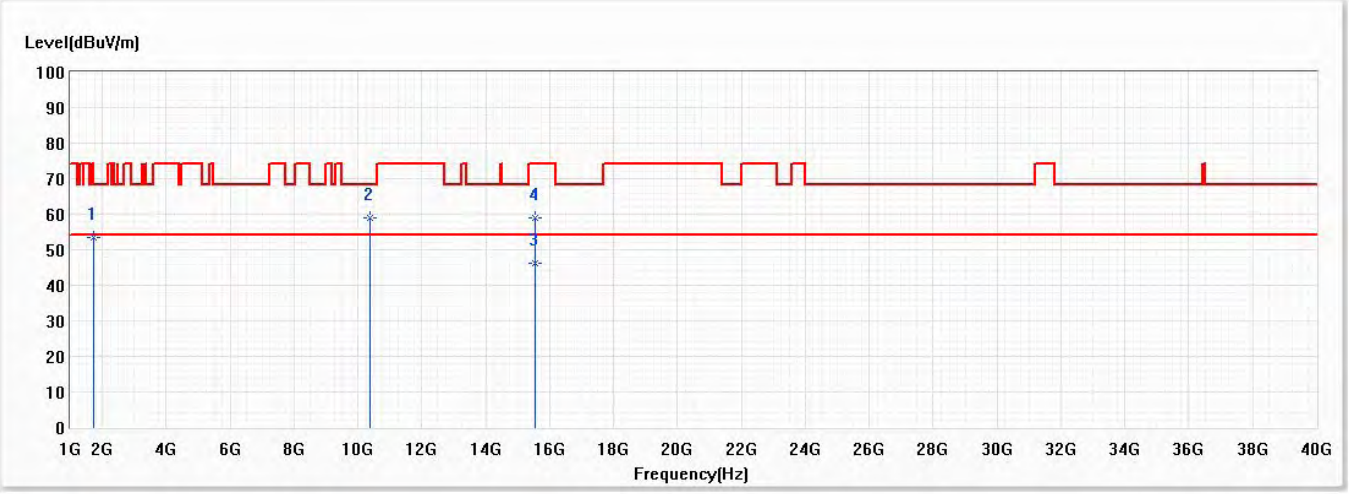

No	Frequency (MHz)	Emission Level (dBuV/m)	Limit (dBuV/m)	Margin (dB)	Reading Level (dBuV)	Correct Factor (dB)	Detector Type
1	1728.000	53.56	68.20	-14.64	76.88	-23.32	PK
2	10360.000	58.93	68.20	-9.27	58.59	0.34	PK
* 3	15540.000	46.14	54.00	-7.86	41.87	4.27	AV
4	15540.000	59.05	74.00	-14.95	54.78	4.27	PK

Note:

1. All reading above 1GHz is performed with peak and/or average measurements as necessary.
2. “ * ”, means this data is the worst value.
3. Emission Level = Reading Level + Correct Factor.
4. The average measurement was not performed when the peak measured data under the limit of average detection.
5. The emission above 18GHz were not included is because their levels are lower than 20dB from limit.

Model No	APL54X	Site	CB2-H
Test Voltage	AC 120V/60Hz	Test Date	2021/3/11
Test Mode	Mode 3: Transmit CDD_PoE Mode	Engineer	Ling Chen
Polarity	Vertical	Temperature (℃)	21.5
Test Condition	802.11a,Ant0+1,Ch 36,5.18G,BW20M	Humidity (%RH)	51.0

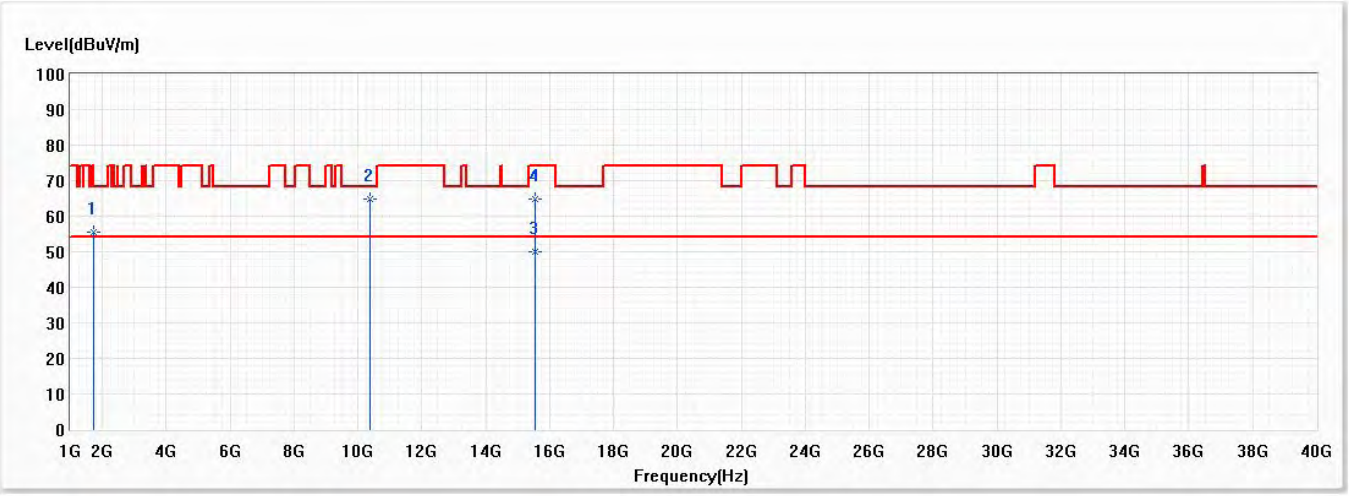

No	Frequency (MHz)	Emission Level (dBuV/m)	Limit (dBuV/m)	Margin (dB)	Reading Level (dBuV)	Correct Factor (dB)	Detector Type
1	1728.000	55.52	68.20	-12.68	78.84	-23.32	PK
* 2	10360.000	64.74	68.20	-3.46	64.40	0.34	PK
3	15540.000	49.85	54.00	-4.15	45.58	4.27	AV
4	15540.000	64.75	74.00	-9.25	60.48	4.27	PK

Note:

1. All reading above 1GHz is performed with peak and/or average measurements as necessary.
2. “ * ”, means this data is the worst value.
3. Emission Level = Reading Level + Correct Factor.
4. The average measurement was not performed when the peak measured data under the limit of average detection.
5. The emission above 18GHz were not included is because their levels are lower than 20dB from limit.

Model No	APL54X	Site	CB2-H
Test Voltage	AC 120V/60Hz	Test Date	2021/3/11
Test Mode	Mode 3: Transmit CDD_PoE Mode	Engineer	Ling Chen
Polarity	Horizontal	Temperature (℃)	21.5
Test Condition	802.11a,Ant0+1,Ch 44,5.22G,BW20M	Humidity (%RH)	51.0

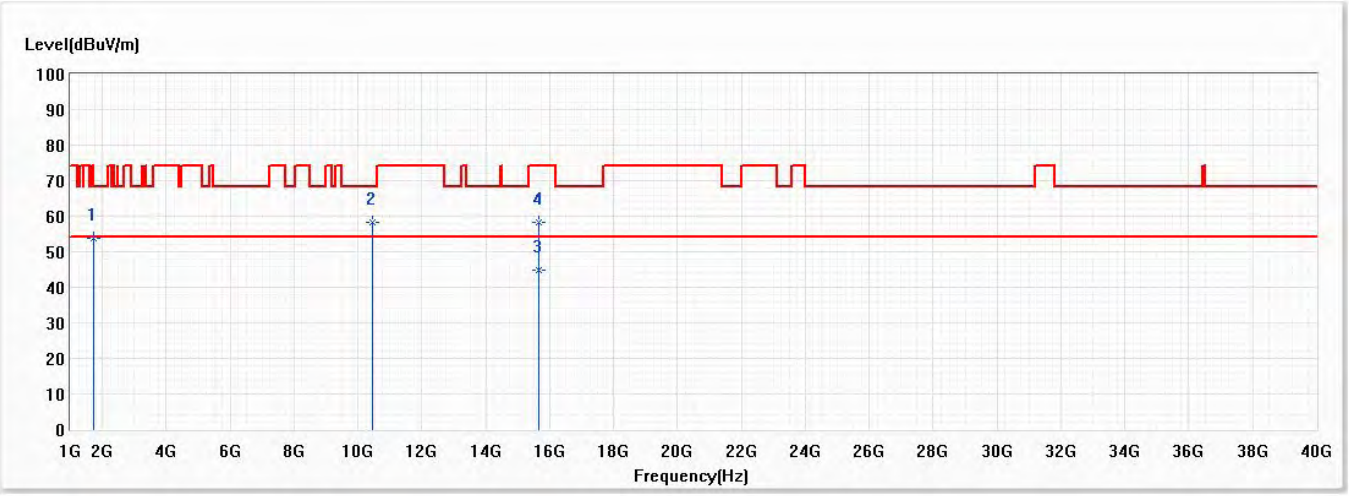

No	Frequency (MHz)	Emission Level (dBuV/m)	Limit (dBuV/m)	Margin (dB)	Reading Level (dBuV)	Correct Factor (dB)	Detector Type
1	1728.000	53.71	68.20	-14.49	77.03	-23.32	PK
2	10440.000	58.43	68.20	-9.77	57.74	0.69	PK
* 3	15660.000	44.69	54.00	-9.31	40.74	3.95	AV
4	15660.000	58.38	74.00	-15.62	54.43	3.95	PK

Note:

1. All reading above 1GHz is performed with peak and/or average measurements as necessary.
2. “ * ”, means this data is the worst value.
3. Emission Level = Reading Level + Correct Factor.
4. The average measurement was not performed when the peak measured data under the limit of average detection.
5. The emission above 18GHz were not included is because their levels are lower than 20dB from limit.

Model No	APL54X	Site	CB2-H
Test Voltage	AC 120V/60Hz	Test Date	2021/3/11
Test Mode	Mode 3: Transmit CDD_PoE Mode	Engineer	Ling Chen
Polarity	Vertical	Temperature (℃)	21.5
Test Condition	802.11a,Ant0+1,Ch 44,5.22G,BW20M	Humidity (%RH)	51.0

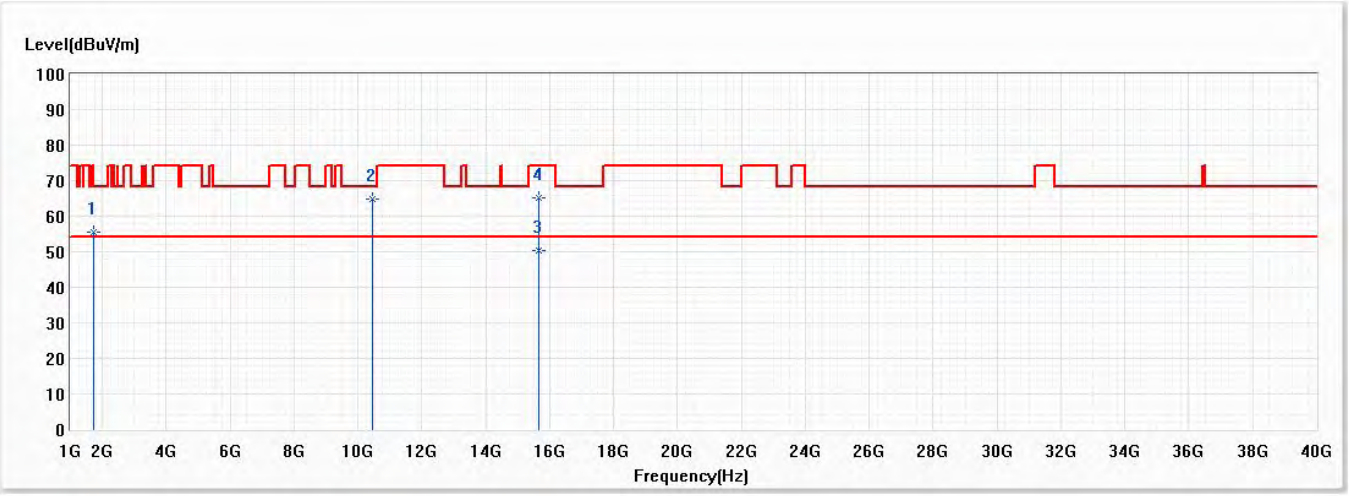

No	Frequency (MHz)	Emission Level (dBuV/m)	Limit (dBuV/m)	Margin (dB)	Reading Level (dBuV)	Correct Factor (dB)	Detector Type
1	1728.000	55.48	68.20	-12.72	78.80	-23.32	PK
* 2	10440.000	64.91	68.20	-3.29	64.22	0.69	PK
3	15660.000	50.29	54.00	-3.71	46.34	3.95	AV
4	15660.000	65.12	74.00	-8.88	61.17	3.95	PK

Note:

1. All reading above 1GHz is performed with peak and/or average measurements as necessary.
2. “ * ”, means this data is the worst value.
3. Emission Level = Reading Level + Correct Factor.
4. The average measurement was not performed when the peak measured data under the limit of average detection.
5. The emission above 18GHz were not included is because their levels are lower than 20dB from limit.

Model No	APL54X	Site	CB2-H
Test Voltage	AC 120V/60Hz	Test Date	2021/3/11
Test Mode	Mode 3: Transmit CDD_PoE Mode	Engineer	Ling Chen
Polarity	Horizontal	Temperature (℃)	21.5
Test Condition	802.11a,Ant0+1,Ch 48,5.24G,BW20M	Humidity (%RH)	51.0

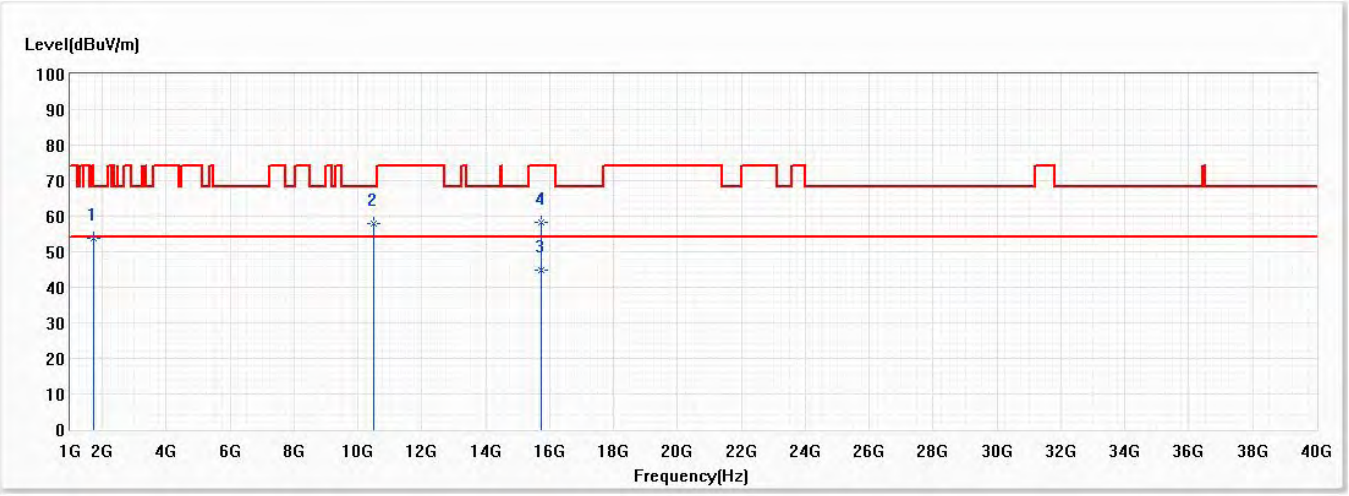

No	Frequency (MHz)	Emission Level (dBuV/m)	Limit (dBuV/m)	Margin (dB)	Reading Level (dBuV)	Correct Factor (dB)	Detector Type
1	1728.000	53.72	68.20	-14.48	77.04	-23.32	PK
2	10480.000	58.06	68.20	-10.14	57.20	0.86	PK
* 3	15720.000	44.92	54.00	-9.08	41.12	3.80	AV
4	15720.000	58.31	74.00	-15.69	54.51	3.80	PK

Note:

1. All reading above 1GHz is performed with peak and/or average measurements as necessary.
2. “ * ”, means this data is the worst value.
3. Emission Level = Reading Level + Correct Factor.
4. The average measurement was not performed when the peak measured data under the limit of average detection.
5. The emission above 18GHz were not included is because their levels are lower than 20dB from limit.

Model No	APL54X	Site	CB2-H
Test Voltage	AC 120V/60Hz	Test Date	2021/3/11
Test Mode	Mode 3: Transmit CDD_PoE Mode	Engineer	Ling Chen
Polarity	Vertical	Temperature (℃)	21.5
Test Condition	802.11a,Ant0+1,Ch 48,5.24G,BW20M	Humidity (%RH)	51.0

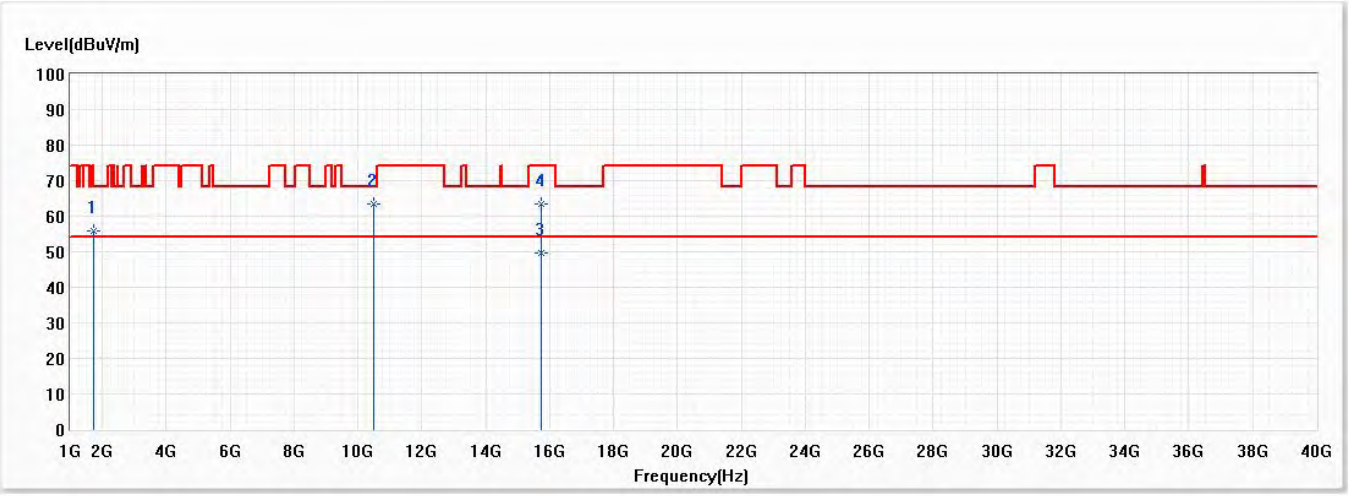

No	Frequency (MHz)	Emission Level (dBuV/m)	Limit (dBuV/m)	Margin (dB)	Reading Level (dBuV)	Correct Factor (dB)	Detector Type
1	1728.000	56.03	68.20	-12.17	79.35	-23.32	PK
2	10480.000	63.42	68.20	-4.78	62.56	0.86	PK
* 3	15720.000	49.72	54.00	-4.28	45.92	3.80	AV
4	15720.000	63.46	74.00	-10.54	59.66	3.80	PK

Note:

1. All reading above 1GHz is performed with peak and/or average measurements as necessary.
2. “ * ”, means this data is the worst value.
3. Emission Level = Reading Level + Correct Factor.
4. The average measurement was not performed when the peak measured data under the limit of average detection.
5. The emission above 18GHz were not included is because their levels are lower than 20dB from limit.

Model No	APL54X	Site	CB2-H
Test Voltage	AC 120V/60Hz	Test Date	2021/3/11
Test Mode	Mode 3: Transmit CDD_PoE Mode	Engineer	Ling Chen
Polarity	Horizontal	Temperature (℃)	21.5
Test Condition	802.11a,Ant0+1,Ch 149,5.745G,BW20M	Humidity (%RH)	51.0

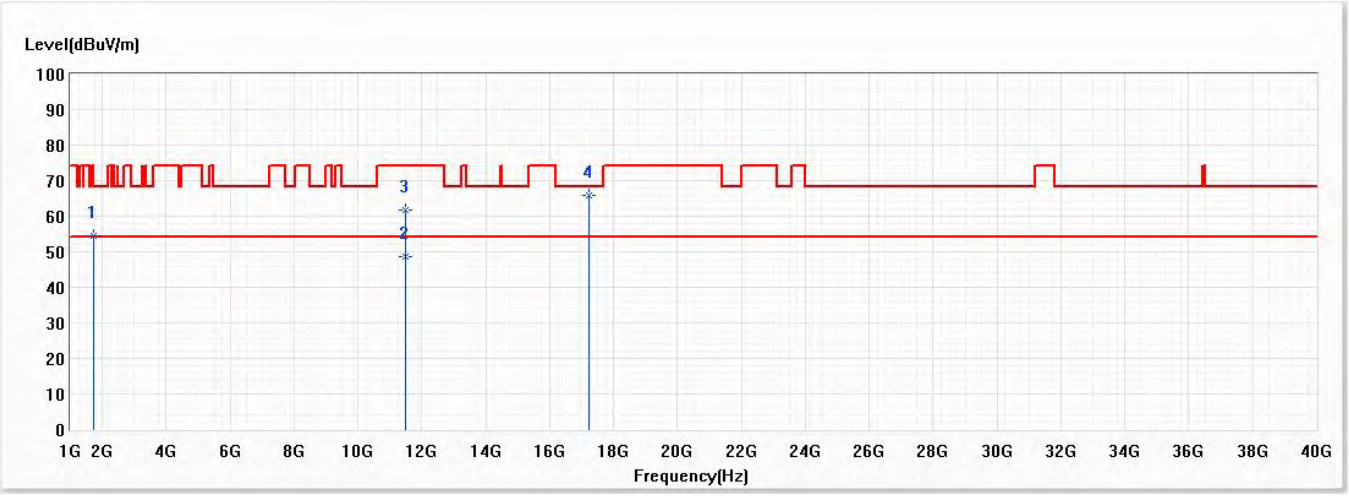

No	Frequency (MHz)	Emission Level (dBuV/m)	Limit (dBuV/m)	Margin (dB)	Reading Level (dBuV)	Correct Factor (dB)	Detector Type
1	1728.000	54.65	68.20	-13.55	77.97	-23.32	PK
2	11490.000	48.61	54.00	-5.39	45.89	2.72	AV
3	11490.000	61.74	74.00	-12.26	59.02	2.72	PK
* 4	17235.000	65.78	68.20	-2.42	60.28	5.50	PK

Note:

1. All reading above 1GHz is performed with peak and/or average measurements as necessary.
2. “ * ”, means this data is the worst value.
3. Emission Level = Reading Level + Correct Factor.
4. The average measurement was not performed when the peak measured data under the limit of average detection.
5. The emission above 18GHz were not included is because their levels are lower than 20dB from limit.

Model No	APL54X	Site	CB2-H
Test Voltage	AC 120V/60Hz	Test Date	2021/3/11
Test Mode	Mode 3: Transmit CDD_PoE Mode	Engineer	Ling Chen
Polarity	Vertical	Temperature (℃)	21.5
Test Condition	802.11a,Ant0+1,Ch 149,5.745G,BW20M	Humidity (%RH)	51.0

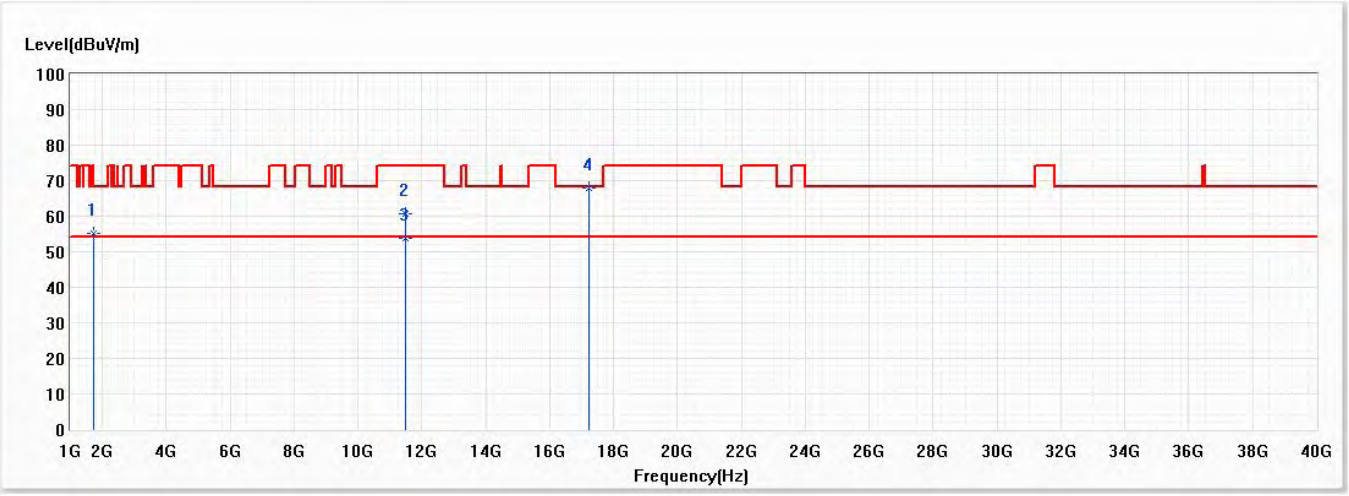

No	Frequency (MHz)	Emission Level (dBuV/m)	Limit (dBuV/m)	Margin (dB)	Reading Level (dBuV)	Correct Factor (dB)	Detector Type
1	1728.000	55.24	68.20	-12.96	78.56	-23.32	PK
2	11490.000	60.63	74.00	-13.37	57.91	2.72	PK
* 3	11490.000	53.78	54.00	-0.22	51.06	2.72	AV
4	17235.000	67.86	68.20	-0.34	62.36	5.50	PK

Note:

1. All reading above 1GHz is performed with peak and/or average measurements as necessary.
2. “ * ”, means this data is the worst value.
3. Emission Level = Reading Level + Correct Factor.
4. The average measurement was not performed when the peak measured data under the limit of average detection.
5. The emission above 18GHz were not included is because their levels are lower than 20dB from limit.

Model No	APL54X	Site	CB2-H
Test Voltage	AC 120V/60Hz	Test Date	2021/3/11
Test Mode	Mode 3: Transmit CDD_PoE Mode	Engineer	Ling Chen
Polarity	Horizontal	Temperature (℃)	21.5
Test Condition	802.11a,Ant0+1,Ch 157,5.785G,BW20M	Humidity (%RH)	51.0

No	Frequency (MHz)	Emission Level (dBuV/m)	Limit (dBuV/m)	Margin (dB)	Reading Level (dBuV)	Correct Factor (dB)	Detector Type
1	1728.000	55.43	68.20	-12.77	78.75	-23.32	PK
2	11570.000	49.79	54.00	-4.21	47.04	2.75	AV
3	11570.000	60.73	74.00	-13.27	57.98	2.75	PK
* 4	17355.000	65.33	68.20	-2.87	59.42	5.91	PK

Note:

1. All reading above 1GHz is performed with peak and/or average measurements as necessary.
2. “ * ”, means this data is the worst value.
3. Emission Level = Reading Level + Correct Factor.
4. The average measurement was not performed when the peak measured data under the limit of average detection.
5. The emission above 18GHz were not included is because their levels are lower than 20dB from limit.

Model No	APL54X	Site	CB2-H
Test Voltage	AC 120V/60Hz	Test Date	2021/3/11
Test Mode	Mode 3: Transmit CDD_PoE Mode	Engineer	Ling Chen
Polarity	Vertical	Temperature (℃)	21.5
Test Condition	802.11a,Ant0+1,Ch 157,5.785G,BW20M	Humidity (%RH)	51.0

No	Frequency (MHz)	Emission Level (dBuV/m)	Limit (dBuV/m)	Margin (dB)	Reading Level (dBuV)	Correct Factor (dB)	Detector Type
1	1728.000	56.82	68.20	-11.38	80.14	-23.32	PK
2	11570.000	53.55	54.00	-0.45	50.80	2.75	AV
3	11570.000	63.21	74.00	-10.79	60.46	2.75	PK
* 4	17355.000	67.93	68.20	-0.27	62.02	5.91	PK

Note:

1. All reading above 1GHz is performed with peak and/or average measurements as necessary.
2. “ * ”, means this data is the worst value.
3. Emission Level = Reading Level + Correct Factor.
4. The average measurement was not performed when the peak measured data under the limit of average detection.
5. The emission above 18GHz were not included is because their levels are lower than 20dB from limit.

Model No	APL54X	Site	CB2-H
Test Voltage	AC 120V/60Hz	Test Date	2021/3/11
Test Mode	Mode 3: Transmit CDD_PoE Mode	Engineer	Ling Chen
Polarity	Horizontal	Temperature (℃)	21.5
Test Condition	802.11a,Ant0+1,Ch 165,5.825G,BW20M	Humidity (%RH)	51.0

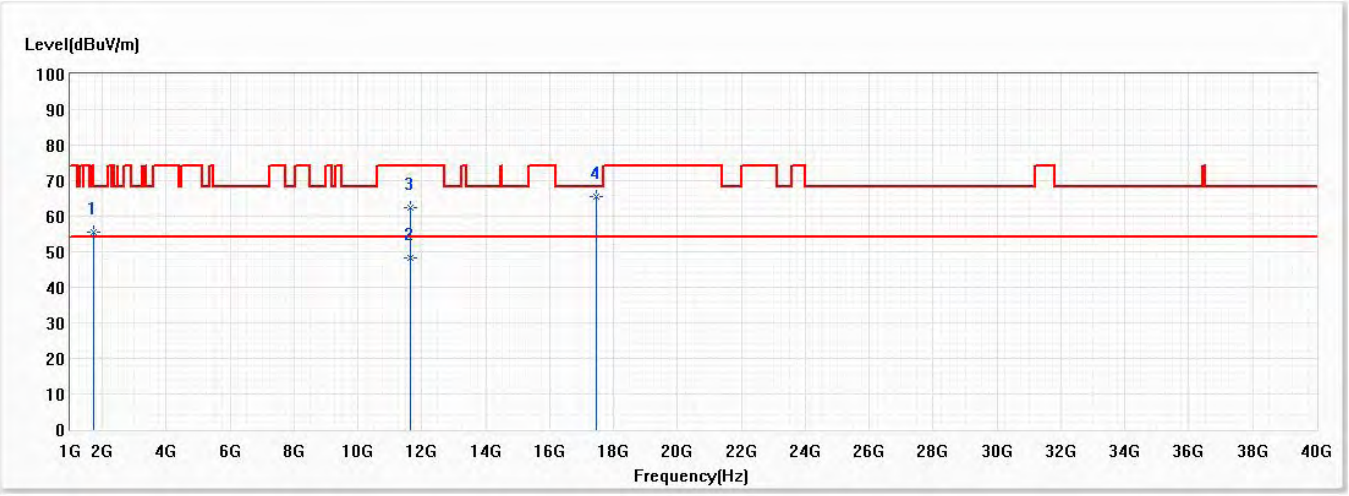

No	Frequency (MHz)	Emission Level (dBuV/m)	Limit (dBuV/m)	Margin (dB)	Reading Level (dBuV)	Correct Factor (dB)	Detector Type
1	1728.000	55.46	68.20	-12.74	78.78	-23.32	PK
2	11650.000	48.38	54.00	-5.62	45.62	2.76	AV
3	11650.000	62.47	74.00	-11.53	59.71	2.76	PK
* 4	17475.000	65.55	68.20	-2.65	59.22	6.33	PK

Note:

1. All reading above 1GHz is performed with peak and/or average measurements as necessary.
2. “ * ”, means this data is the worst value.
3. Emission Level = Reading Level + Correct Factor.
4. The average measurement was not performed when the peak measured data under the limit of average detection.
5. The emission above 18GHz were not included is because their levels are lower than 20dB from limit.

Model No	APL54X	Site	CB2-H
Test Voltage	AC 120V/60Hz	Test Date	2021/3/11
Test Mode	Mode 3: Transmit CDD_PoE Mode	Engineer	Ling Chen
Polarity	Vertical	Temperature (℃)	21.5
Test Condition	802.11a,Ant0+1,Ch 165,5.825G,BW20M	Humidity (%RH)	51.0

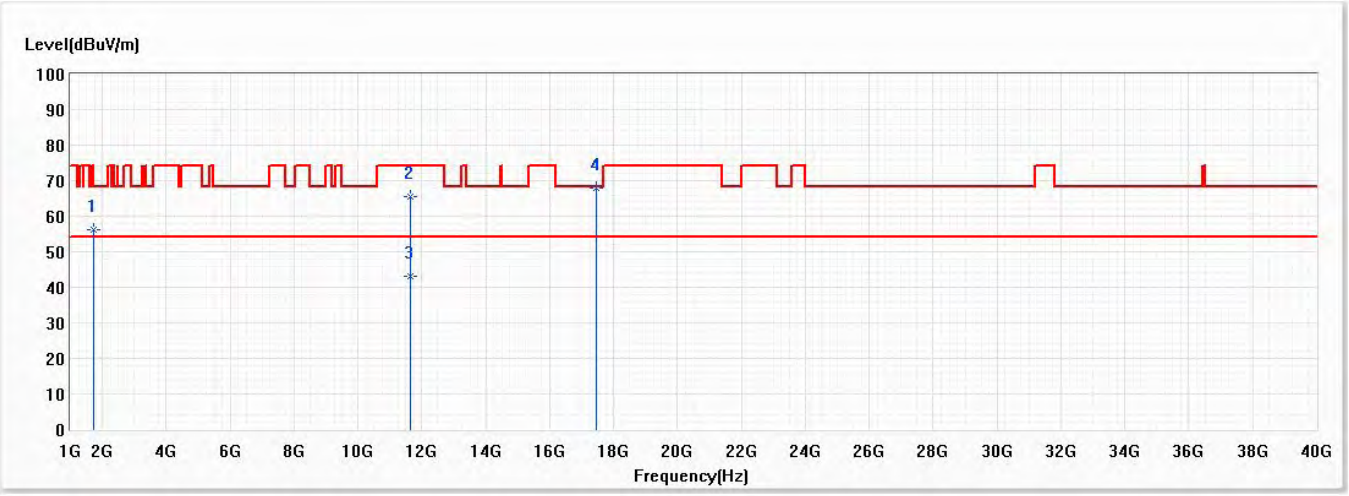

No	Frequency (MHz)	Emission Level (dBuV/m)	Limit (dBuV/m)	Margin (dB)	Reading Level (dBuV)	Correct Factor (dB)	Detector Type
1	1728.000	56.24	68.20	-11.96	79.56	-23.32	PK
2	11650.000	65.38	74.00	-8.62	62.62	2.76	PK
3	11650.000	43.21	54.00	-10.79	40.45	2.76	AV
* 4	17475.000	67.89	68.20	-0.31	61.56	6.33	PK

Note:

1. All reading above 1GHz is performed with peak and/or average measurements as necessary.
2. “ * ”, means this data is the worst value.
3. Emission Level = Reading Level + Correct Factor.
4. The average measurement was not performed when the peak measured data under the limit of average detection.
5. The emission above 18GHz were not included is because their levels are lower than 20dB from limit.

Model No	APL54X	Site	CB2-H
Test Voltage	AC 120V/60Hz	Test Date	2021/3/11
Test Mode	Mode 2: Transmit RU Full_PoE Mode	Engineer	Ling Chen
Polarity	Horizontal	Temperature (℃)	21.5
Test Condition	802.11ax,Ant0+1,Ch 36,5.18G,BW20M	Humidity (%RH)	51.0

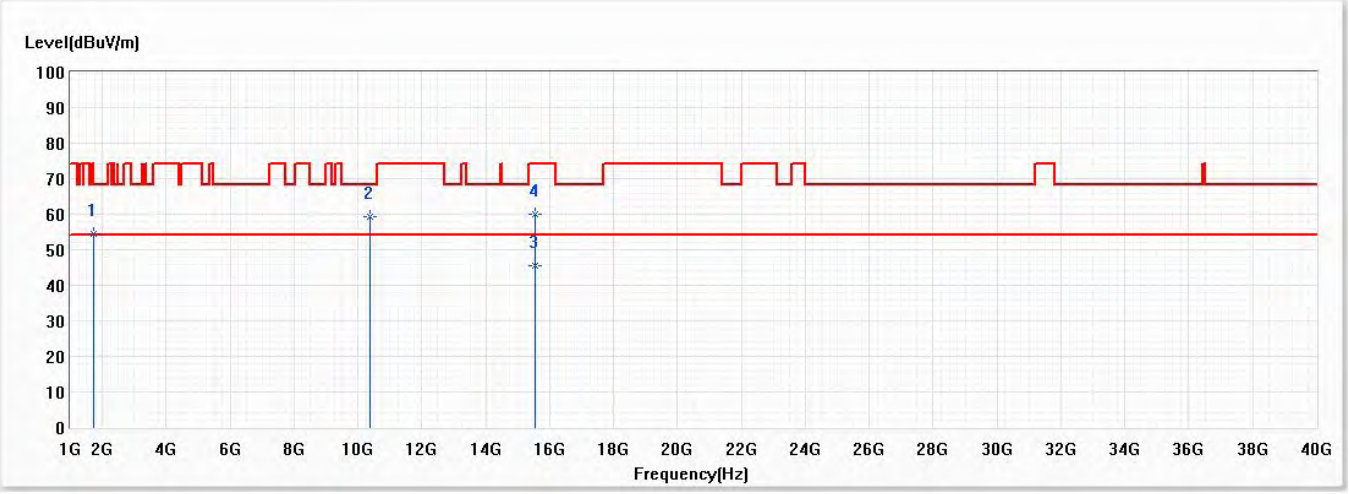

No	Frequency (MHz)	Emission Level (dBuV/m)	Limit (dBuV/m)	Margin (dB)	Reading Level (dBuV)	Correct Factor (dB)	Detector Type
1	1728.000	54.37	68.20	-13.83	77.69	-23.32	PK
2	10360.000	59.21	68.20	-8.99	58.87	0.34	PK
* 3	15540.000	45.62	54.00	-8.38	41.35	4.27	AV
4	15540.000	59.94	74.00	-14.06	55.67	4.27	PK

Note:

1. All reading above 1GHz is performed with peak and/or average measurements as necessary.
2. “ * ”, means this data is the worst value.
3. Emission Level = Reading Level + Correct Factor.
4. The average measurement was not performed when the peak measured data under the limit of average detection.
5. The emission above 18GHz were not included is because their levels are lower than 20dB from limit.

Model No	APL54X	Site	CB2-H
Test Voltage	AC 120V/60Hz	Test Date	2021/3/11
Test Mode	Mode 2: Transmit RU Full_PoE Mode	Engineer	Ling Chen
Polarity	Vertical	Temperature (℃)	21.5
Test Condition	802.11ax,Ant0+1,Ch 36,5.18G,BW20M	Humidity (%RH)	51.0

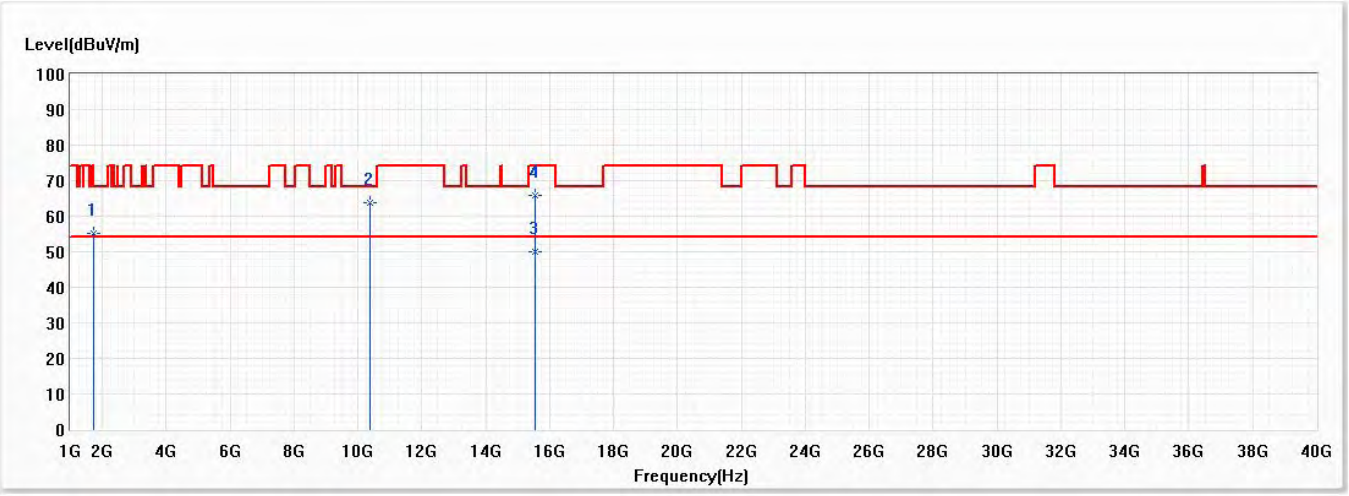

No	Frequency (MHz)	Emission Level (dBuV/m)	Limit (dBuV/m)	Margin (dB)	Reading Level (dBuV)	Correct Factor (dB)	Detector Type
1	1728.000	55.24	68.20	-12.96	78.56	-23.32	PK
2	10360.000	63.72	68.20	-4.48	63.38	0.34	PK
* 3	15540.000	50.03	54.00	-3.97	45.76	4.27	AV
4	15540.000	65.97	74.00	-8.03	61.70	4.27	PK

Note:

1. All reading above 1GHz is performed with peak and/or average measurements as necessary.
2. “ * ”, means this data is the worst value.
3. Emission Level = Reading Level + Correct Factor.
4. The average measurement was not performed when the peak measured data under the limit of average detection.
5. The emission above 18GHz were not included is because their levels are lower than 20dB from limit.

Model No	APL54X	Site	CB2-H
Test Voltage	AC 120V/60Hz	Test Date	2021/3/11
Test Mode	Mode 2: Transmit RU Full_PoE Mode	Engineer	Ling Chen
Polarity	Horizontal	Temperature (℃)	21.5
Test Condition	802.11ax,Ant0+1,Ch 44,5.22G,BW20M	Humidity (%RH)	51.0

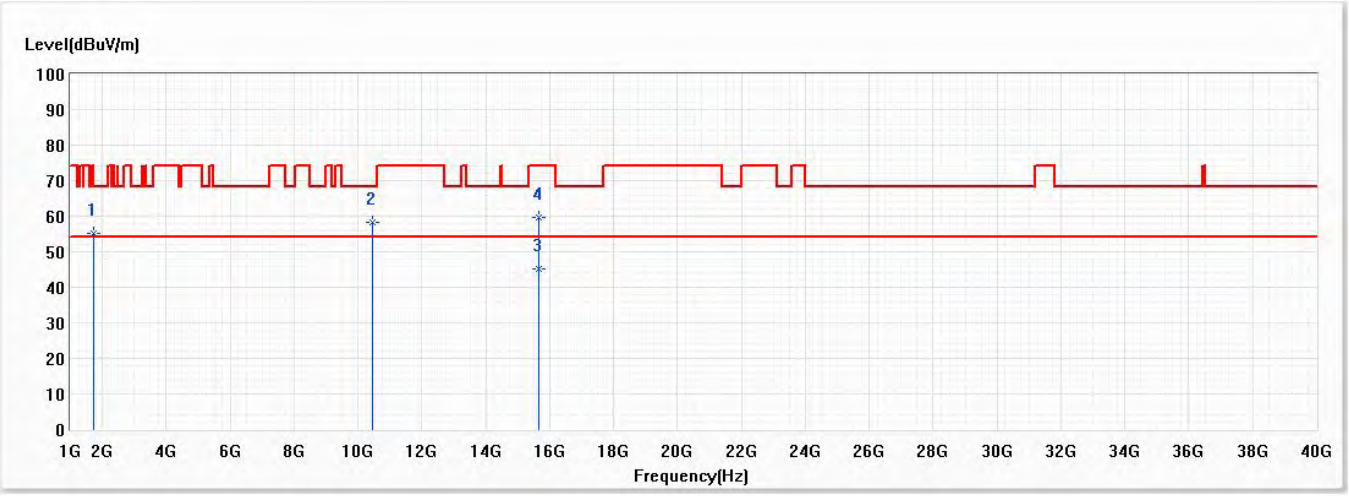

No	Frequency (MHz)	Emission Level (dBuV/m)	Limit (dBuV/m)	Margin (dB)	Reading Level (dBuV)	Correct Factor (dB)	Detector Type
1	1728.000	55.08	68.20	-13.12	78.40	-23.32	PK
2	10440.000	58.32	68.20	-9.88	57.63	0.69	PK
* 3	15660.000	45.28	54.00	-8.72	41.33	3.95	AV
4	15660.000	59.82	74.00	-14.18	55.87	3.95	PK

Note:

1. All reading above 1GHz is performed with peak and/or average measurements as necessary.
2. “ * ”, means this data is the worst value.
3. Emission Level = Reading Level + Correct Factor.
4. The average measurement was not performed when the peak measured data under the limit of average detection.
5. The emission above 18GHz were not included is because their levels are lower than 20dB from limit.

Model No	APL54X	Site	CB2-H
Test Voltage	AC 120V/60Hz	Test Date	2021/3/11
Test Mode	Mode 2: Transmit RU Full_PoE Mode	Engineer	Ling Chen
Polarity	Vertical	Temperature (℃)	21.5
Test Condition	802.11ax,Ant0+1,Ch 44,5.22G,BW20M	Humidity (%RH)	51.0

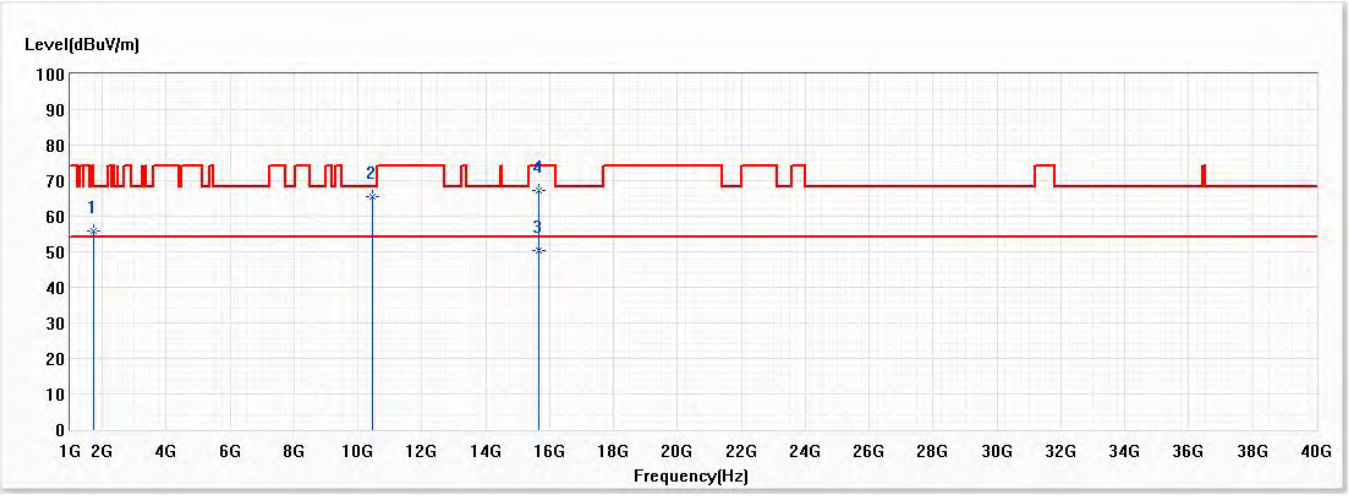

No	Frequency (MHz)	Emission Level (dBuV/m)	Limit (dBuV/m)	Margin (dB)	Reading Level (dBuV)	Correct Factor (dB)	Detector Type
1	1728.000	55.86	68.20	-12.34	79.18	-23.32	PK
* 2	10440.000	65.43	68.20	-2.77	64.74	0.69	PK
3	15660.000	50.32	54.00	-3.68	46.37	3.95	AV
4	15660.000	67.07	74.00	-6.93	63.12	3.95	PK

Note:

1. All reading above 1GHz is performed with peak and/or average measurements as necessary.
2. “ * ”, means this data is the worst value.
3. Emission Level = Reading Level + Correct Factor.
4. The average measurement was not performed when the peak measured data under the limit of average detection.
5. The emission above 18GHz were not included is because their levels are lower than 20dB from limit.

Model No	APL54X	Site	CB2-H
Test Voltage	AC 120V/60Hz	Test Date	2021/3/11
Test Mode	Mode 2: Transmit RU Full_PoE Mode	Engineer	Ling Chen
Polarity	Horizontal	Temperature (℃)	21.5
Test Condition	802.11ax,Ant0+1,Ch 48,5.24G,BW20M	Humidity (%RH)	51.0

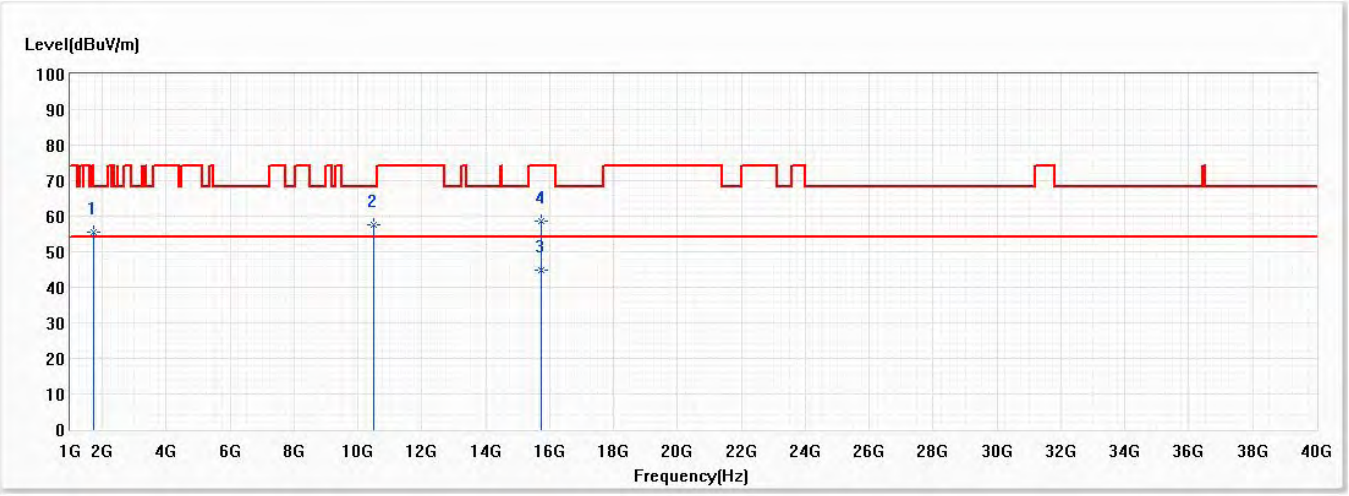

No	Frequency (MHz)	Emission Level (dBuV/m)	Limit (dBuV/m)	Margin (dB)	Reading Level (dBuV)	Correct Factor (dB)	Detector Type
1	1728.000	55.62	68.20	-12.58	78.94	-23.32	PK
2	10480.000	57.72	68.20	-10.48	56.86	0.86	PK
* 3	15720.000	44.69	54.00	-9.31	40.89	3.80	AV
4	15720.000	58.47	74.00	-15.53	54.67	3.80	PK

Note:

1. All reading above 1GHz is performed with peak and/or average measurements as necessary.
2. “ * ”, means this data is the worst value.
3. Emission Level = Reading Level + Correct Factor.
4. The average measurement was not performed when the peak measured data under the limit of average detection.
5. The emission above 18GHz were not included is because their levels are lower than 20dB from limit.

Model No	APL54X	Site	CB2-H
Test Voltage	AC 120V/60Hz	Test Date	2021/3/11
Test Mode	Mode 2: Transmit RU Full_PoE Mode	Engineer	Ling Chen
Polarity	Vertical	Temperature (℃)	21.5
Test Condition	802.11ax,Ant0+1,Ch 48,5.24G,BW20M	Humidity (%RH)	51.0

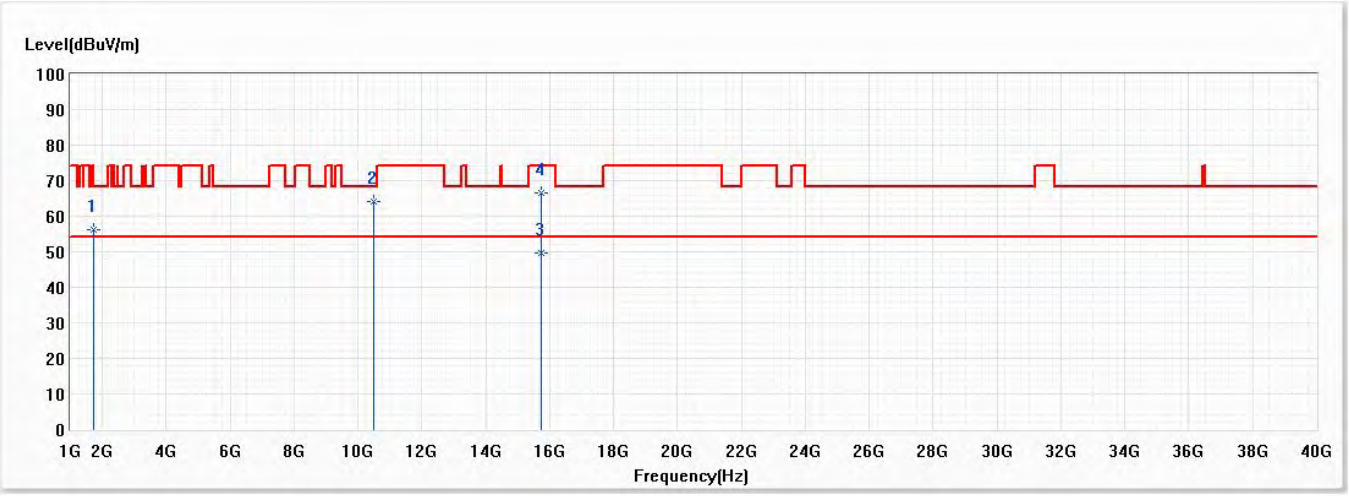

No	Frequency (MHz)	Emission Level (dBuV/m)	Limit (dBuV/m)	Margin (dB)	Reading Level (dBuV)	Correct Factor (dB)	Detector Type
1	1728.000	56.12	68.20	-12.08	79.44	-23.32	PK
* 2	10480.000	64.29	68.20	-3.91	63.43	0.86	PK
3	15720.000	49.52	54.00	-4.48	45.72	3.80	AV
4	15720.000	66.48	74.00	-7.52	62.68	3.80	PK

Note:

1. All reading above 1GHz is performed with peak and/or average measurements as necessary.
2. “ * ”, means this data is the worst value.
3. Emission Level = Reading Level + Correct Factor.
4. The average measurement was not performed when the peak measured data under the limit of average detection.
5. The emission above 18GHz were not included is because their levels are lower than 20dB from limit.

Model No	APL54X	Site	CB2-H
Test Voltage	AC 120V/60Hz	Test Date	2021/3/11
Test Mode	Mode 2: Transmit RU Full_PoE Mode	Engineer	Ling Chen
Polarity	Horizontal	Temperature (℃)	21.5
Test Condition	802.11ax,Ant0+1,Ch 38,5.19G,BW40M	Humidity (%RH)	51.0

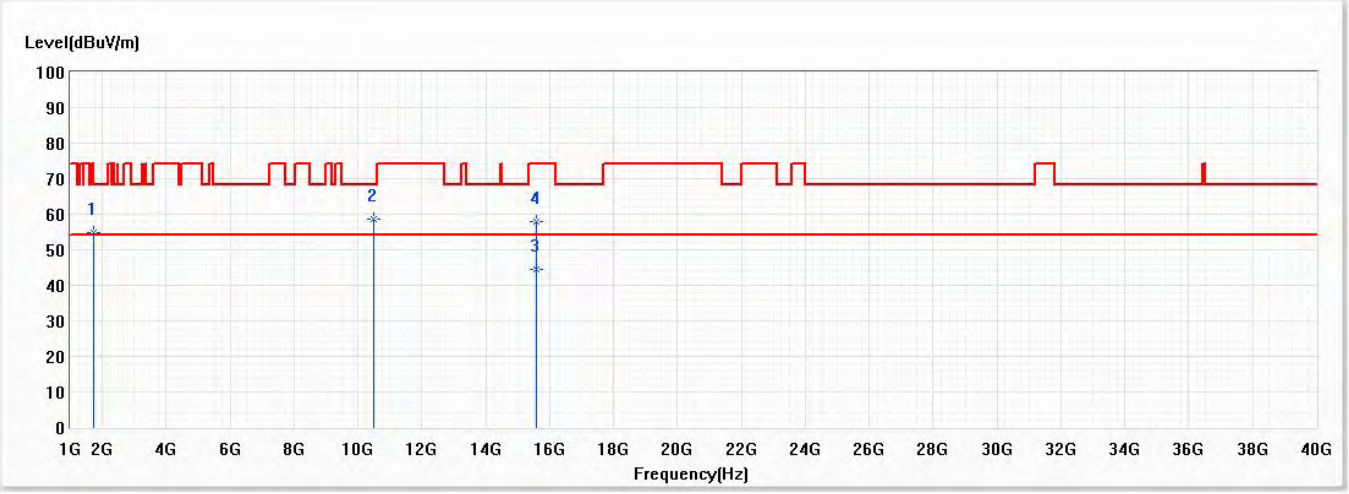

No	Frequency (MHz)	Emission Level (dBuV/m)	Limit (dBuV/m)	Margin (dB)	Reading Level (dBuV)	Correct Factor (dB)	Detector Type
1	1728.000	54.69	68.20	-13.51	78.01	-23.32	PK
2	10480.000	58.55	68.20	-9.65	57.69	0.86	PK
* 3	15570.000	44.51	54.00	-9.49	40.32	4.19	AV
4	15570.000	58.07	74.00	-15.93	53.88	4.19	PK

Note:

1. All reading above 1GHz is performed with peak and/or average measurements as necessary.
2. “ * ”, means this data is the worst value.
3. Emission Level = Reading Level + Correct Factor.
4. The average measurement was not performed when the peak measured data under the limit of average detection.
5. The emission above 18GHz were not included is because their levels are lower than 20dB from limit.

Model No	APL54X	Site	CB2-H
Test Voltage	AC 120V/60Hz	Test Date	2021/3/11
Test Mode	Mode 2: Transmit RU Full_PoE Mode	Engineer	Ling Chen
Polarity	Vertical	Temperature (℃)	21.5
Test Condition	802.11ax,Ant0+1,Ch 38,5.19G,BW40M	Humidity (%RH)	51.0

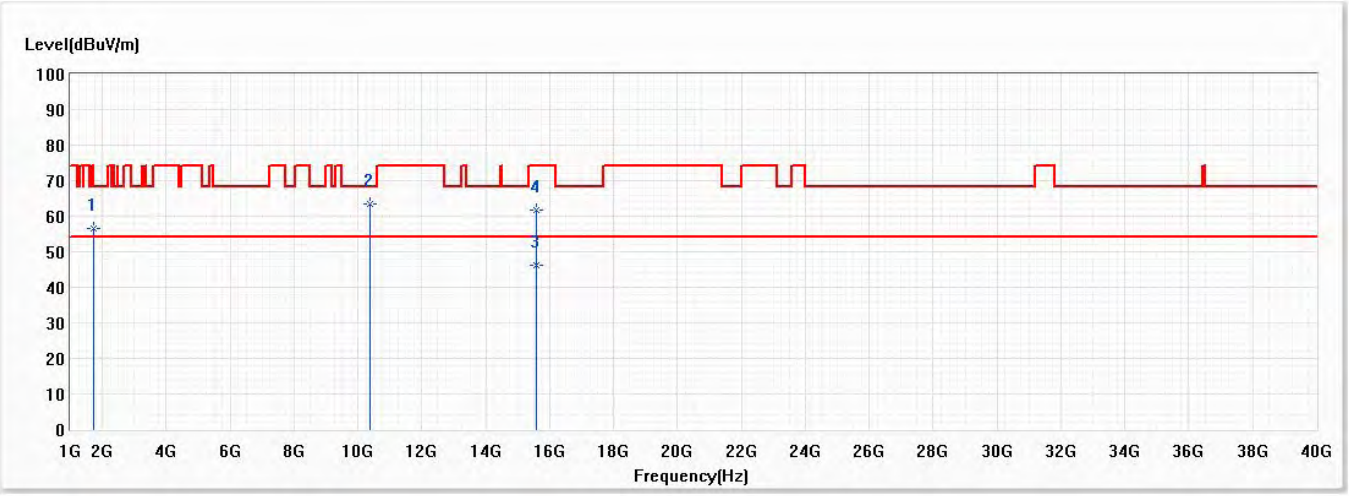

No	Frequency (MHz)	Emission Level (dBuV/m)	Limit (dBuV/m)	Margin (dB)	Reading Level (dBuV)	Correct Factor (dB)	Detector Type
1	1728.000	56.38	68.20	-11.82	79.70	-23.32	PK
* 2	10380.000	63.53	68.20	-4.67	63.09	0.44	PK
3	15570.000	46.19	54.00	-7.81	42.00	4.19	AV
4	15570.000	61.79	74.00	-12.21	57.60	4.19	PK

Note:

1. All reading above 1GHz is performed with peak and/or average measurements as necessary.
2. “ * ”, means this data is the worst value.
3. Emission Level = Reading Level + Correct Factor.
4. The average measurement was not performed when the peak measured data under the limit of average detection.
5. The emission above 18GHz were not included is because their levels are lower than 20dB from limit.

Model No	APL54X	Site	CB2-H
Test Voltage	AC 120V/60Hz	Test Date	2021/3/11
Test Mode	Mode 2: Transmit RU Full_PoE Mode	Engineer	Ling Chen
Polarity	Horizontal	Temperature (℃)	21.5
Test Condition	802.11ax,Ant0+1,Ch 46,5.23G,BW40M	Humidity (%RH)	51.0

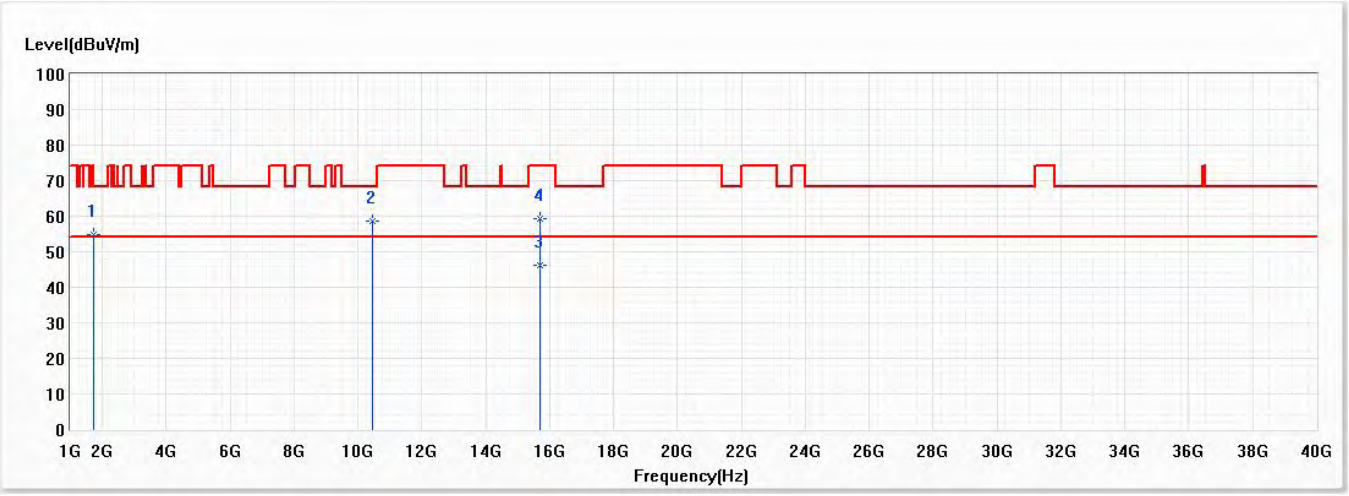

No	Frequency (MHz)	Emission Level (dBuV/m)	Limit (dBuV/m)	Margin (dB)	Reading Level (dBuV)	Correct Factor (dB)	Detector Type
1	1728.000	54.91	68.20	-13.29	78.23	-23.32	PK
2	10460.000	58.61	68.20	-9.59	57.85	0.76	PK
* 3	15690.000	46.25	54.00	-7.75	42.37	3.88	AV
4	15690.000	59.17	74.00	-14.83	55.29	3.88	PK

Note:

1. All reading above 1GHz is performed with peak and/or average measurements as necessary.
2. “ * ”, means this data is the worst value.
3. Emission Level = Reading Level + Correct Factor.
4. The average measurement was not performed when the peak measured data under the limit of average detection.
5. The emission above 18GHz were not included is because their levels are lower than 20dB from limit.

Model No	APL54X	Site	CB2-H
Test Voltage	AC 120V/60Hz	Test Date	2021/3/11
Test Mode	Mode 2: Transmit RU Full_PoE Mode	Engineer	Ling Chen
Polarity	Vertical	Temperature (℃)	21.5
Test Condition	802.11ax,Ant0+1,Ch 46,5.23G,BW40M	Humidity (%RH)	51.0

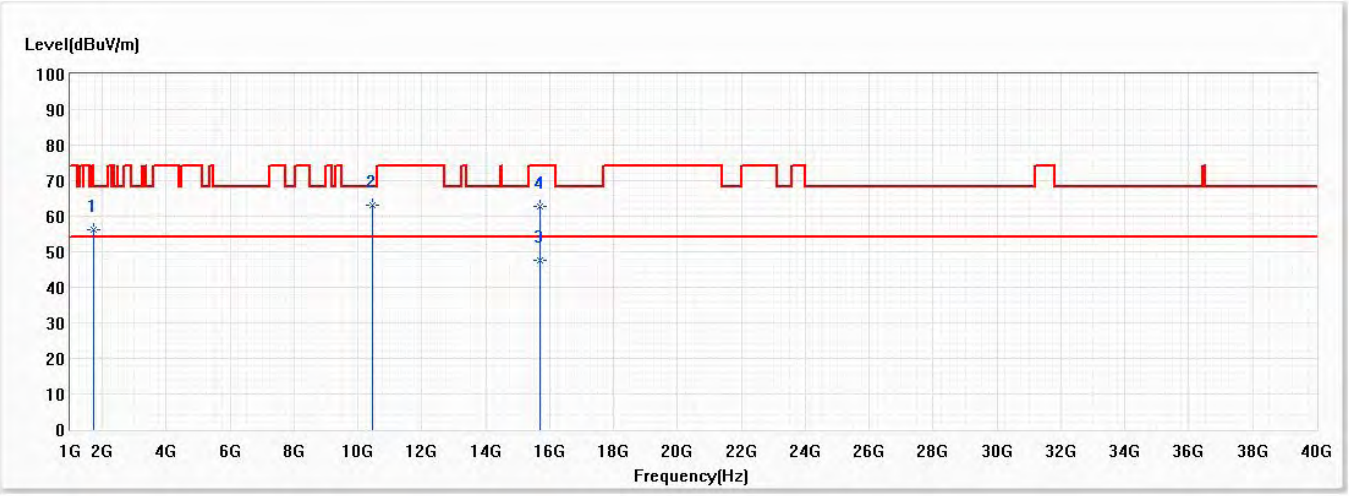

No	Frequency (MHz)	Emission Level (dBuV/m)	Limit (dBuV/m)	Margin (dB)	Reading Level (dBuV)	Correct Factor (dB)	Detector Type
1	1728.000	56.34	68.20	-11.86	79.66	-23.32	PK
* 2	10460.000	63.11	68.20	-5.09	62.35	0.76	PK
3	15690.000	47.67	54.00	-6.33	43.79	3.88	AV
4	15690.000	62.65	74.00	-11.35	58.77	3.88	PK

Note:

1. All reading above 1GHz is performed with peak and/or average measurements as necessary.
2. “ * ”, means this data is the worst value.
3. Emission Level = Reading Level + Correct Factor.
4. The average measurement was not performed when the peak measured data under the limit of average detection.
5. The emission above 18GHz were not included is because their levels are lower than 20dB from limit.

Model No	APL54X	Site	CB2-H
Test Voltage	AC 120V/60Hz	Test Date	2021/3/11
Test Mode	Mode 2: Transmit RU Full_PoE Mode	Engineer	Ling Chen
Polarity	Horizontal	Temperature (℃)	21.5
Test Condition	802.11ax,Ant0+1,Ch 42,5.21G,BW80M	Humidity (%RH)	51.0

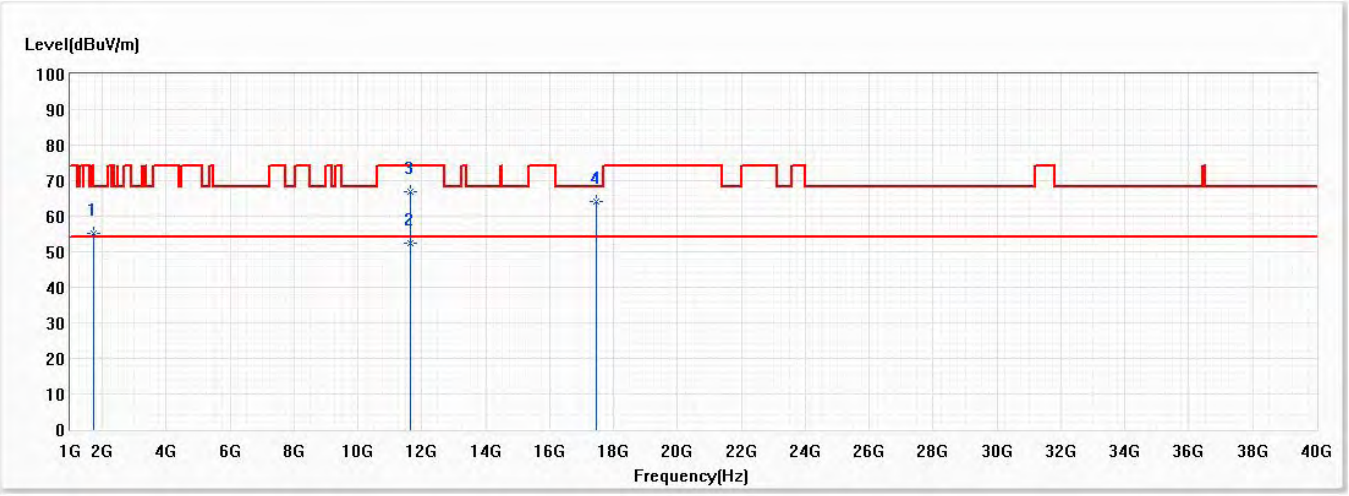

No	Frequency (MHz)	Emission Level (dBuV/m)	Limit (dBuV/m)	Margin (dB)	Reading Level (dBuV)	Correct Factor (dB)	Detector Type
1	1728.000	55.09	68.20	-13.11	78.41	-23.32	PK
* 2	11650.000	52.39	54.00	-1.61	49.63	2.76	AV
3	11650.000	66.96	74.00	-7.04	64.20	2.76	PK
4	17475.000	64.18	68.20	-4.02	57.85	6.33	PK

Note:

1. All reading above 1GHz is performed with peak and/or average measurements as necessary.
2. “ * ”, means this data is the worst value.
3. Emission Level = Reading Level + Correct Factor.
4. The average measurement was not performed when the peak measured data under the limit of average detection.
5. The emission above 18GHz were not included is because their levels are lower than 20dB from limit.

Model No	APL54X	Site	CB2-H
Test Voltage	AC 120V/60Hz	Test Date	2021/3/11
Test Mode	Mode 2: Transmit RU Full_PoE Mode	Engineer	Ling Chen
Polarity	Vertical	Temperature (℃)	21.5
Test Condition	802.11ax,Ant0+1,Ch 42,5.21G,BW80M	Humidity (%RH)	51.0

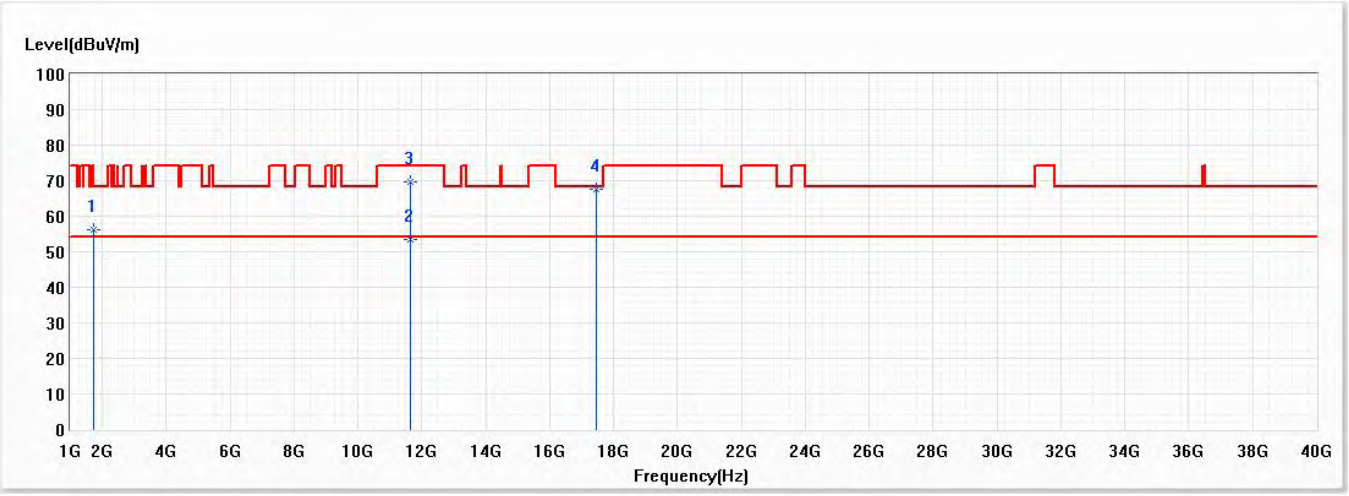

No	Frequency (MHz)	Emission Level (dBuV/m)	Limit (dBuV/m)	Margin (dB)	Reading Level (dBuV)	Correct Factor (dB)	Detector Type
1	1728.000	56.27	68.20	-11.93	79.59	-23.32	PK
* 2	11650.000	53.34	54.00	-0.66	50.58	2.76	AV
3	11650.000	69.51	74.00	-4.49	66.75	2.76	PK
4	17475.000	67.45	68.20	-0.75	61.12	6.33	PK

Note:

1. All reading above 1GHz is performed with peak and/or average measurements as necessary.
2. “ * ”, means this data is the worst value.
3. Emission Level = Reading Level + Correct Factor.
4. The average measurement was not performed when the peak measured data under the limit of average detection.
5. The emission above 18GHz were not included is because their levels are lower than 20dB from limit.

Model No	APL54X	Site	CB2-H
Test Voltage	AC 120V/60Hz	Test Date	2021/3/11
Test Mode	Mode 2: Transmit RU Full_PoE Mode	Engineer	Ling Chen
Polarity	Horizontal	Temperature (℃)	21.5
Test Condition	802.11ax,Ant0+1,Ch 149,5.745G,BW20M	Humidity (%RH)	51.0

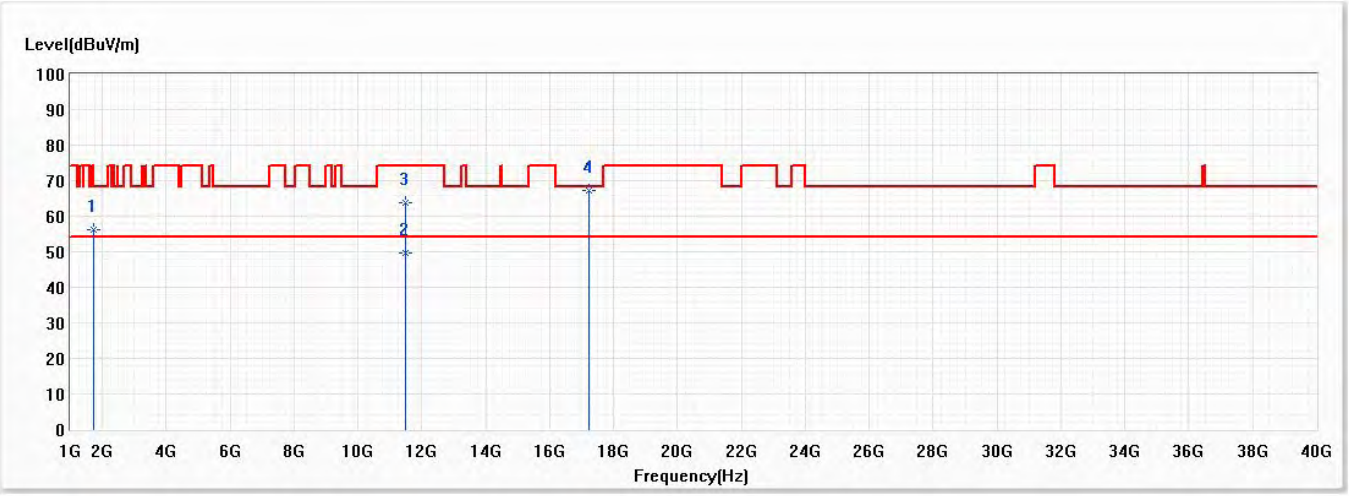

No	Frequency (MHz)	Emission Level (dBuV/m)	Limit (dBuV/m)	Margin (dB)	Reading Level (dBuV)	Correct Factor (dB)	Detector Type
1	1728.000	56.08	68.20	-12.12	79.40	-23.32	PK
2	11490.000	49.81	54.00	-4.19	47.09	2.72	AV
3	11490.000	63.93	74.00	-10.07	61.21	2.72	PK
* 4	17235.000	67.39	68.20	-0.81	61.89	5.50	PK

Note:

1. All reading above 1GHz is performed with peak and/or average measurements as necessary.
2. “ * ”, means this data is the worst value.
3. Emission Level = Reading Level + Correct Factor.
4. The average measurement was not performed when the peak measured data under the limit of average detection.
5. The emission above 18GHz were not included is because their levels are lower than 20dB from limit.

Model No	APL54X	Site	CB2-H
Test Voltage	AC 120V/60Hz	Test Date	2021/3/11
Test Mode	Mode 2: Transmit RU Full_PoE Mode	Engineer	Ling Chen
Polarity	Vertical	Temperature (℃)	21.5
Test Condition	802.11ax,Ant0+1,Ch 149,5.745G,BW20M	Humidity (%RH)	51.0

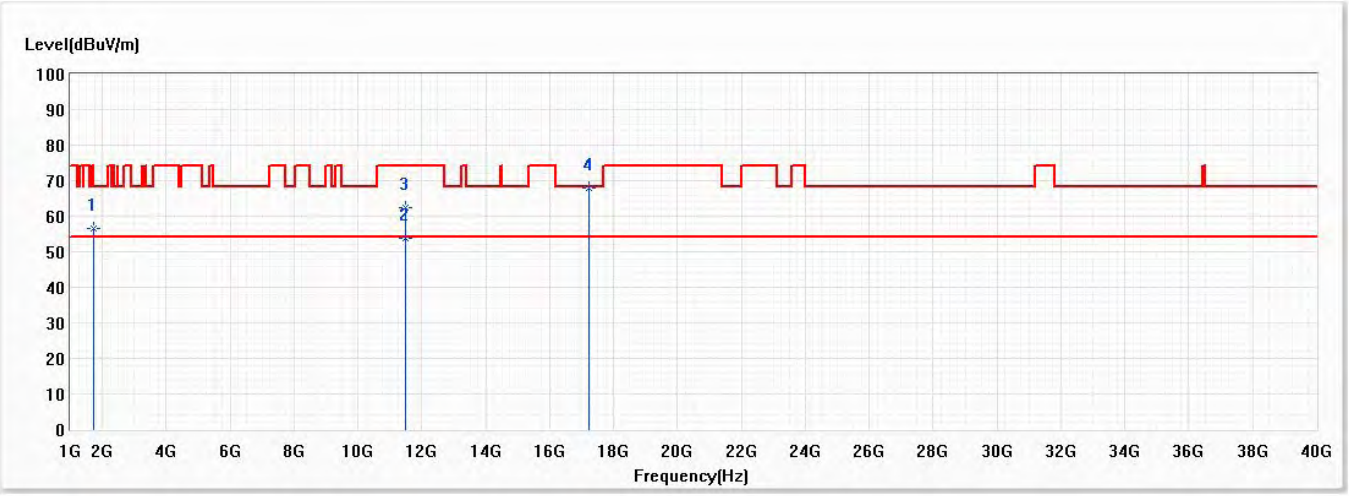

No	Frequency (MHz)	Emission Level (dBuV/m)	Limit (dBuV/m)	Margin (dB)	Reading Level (dBuV)	Correct Factor (dB)	Detector Type
1	1728.000	56.57	68.20	-11.63	79.89	-23.32	PK
* 2	11490.000	53.67	54.00	-0.33	50.95	2.72	AV
3	11490.000	62.39	74.00	-11.61	59.67	2.72	PK
4	17235.000	67.81	68.20	-0.39	62.31	5.50	PK

Note:

1. All reading above 1GHz is performed with peak and/or average measurements as necessary.
2. “ * ”, means this data is the worst value.
3. Emission Level = Reading Level + Correct Factor.
4. The average measurement was not performed when the peak measured data under the limit of average detection.
5. The emission above 18GHz were not included is because their levels are lower than 20dB from limit.

Model No	APL54X	Site	CB2-H
Test Voltage	AC 120V/60Hz	Test Date	2021/3/12
Test Mode	Mode 2: Transmit RU Full_PoE Mode	Engineer	Ling Chen
Polarity	Horizontal	Temperature (℃)	21.5
Test Condition	802.11ax,Ant0+1,Ch 157,5.785G,BW20M	Humidity (%RH)	51.0

No	Frequency (MHz)	Emission Level (dBuV/m)	Limit (dBuV/m)	Margin (dB)	Reading Level (dBuV)	Correct Factor (dB)	Detector Type
1	1728.000	55.58	68.20	-12.62	78.90	-23.32	PK
2	11650.000	50.78	54.00	-3.22	48.02	2.76	AV
3	11650.000	65.39	74.00	-8.61	62.63	2.76	PK
* 4	17355.000	66.58	68.20	-1.62	60.67	5.91	PK

Note:

1. All reading above 1GHz is performed with peak and/or average measurements as necessary.
2. “ * ”, means this data is the worst value.
3. Emission Level = Reading Level + Correct Factor.
4. The average measurement was not performed when the peak measured data under the limit of average detection.
5. The emission above 18GHz were not included is because their levels are lower than 20dB from limit.

Model No	APL54X	Site	CB2-H
Test Voltage	AC 120V/60Hz	Test Date	2021/3/12
Test Mode	Mode 2: Transmit RU Full_PoE Mode	Engineer	Ling Chen
Polarity	Vertical	Temperature (℃)	21.5
Test Condition	802.11ax,Ant0+1,Ch 157,5.785G,BW20M	Humidity (%RH)	51.0

No	Frequency (MHz)	Emission Level (dBuV/m)	Limit (dBuV/m)	Margin (dB)	Reading Level (dBuV)	Correct Factor (dB)	Detector Type
1	1728.000	56.47	68.20	-11.73	79.79	-23.32	PK
* 2	11570.000	53.76	54.00	-0.24	51.01	2.75	AV
3	11570.000	66.83	74.00	-7.17	64.08	2.75	PK
4	17355.000	67.49	68.20	-0.71	61.58	5.91	PK

Note:

1. All reading above 1GHz is performed with peak and/or average measurements as necessary.
2. “ * ”, means this data is the worst value.
3. Emission Level = Reading Level + Correct Factor.
4. The average measurement was not performed when the peak measured data under the limit of average detection.
5. The emission above 18GHz were not included is because their levels are lower than 20dB from limit.

Model No	APL54X	Site	CB2-H
Test Voltage	AC 120V/60Hz	Test Date	2021/3/12
Test Mode	Mode 2: Transmit RU Full_PoE Mode	Engineer	Ling Chen
Polarity	Horizontal	Temperature (℃)	21.5
Test Condition	802.11ax,Ant0+1,Ch 165,5.825G,BW20M	Humidity (%RH)	51.0

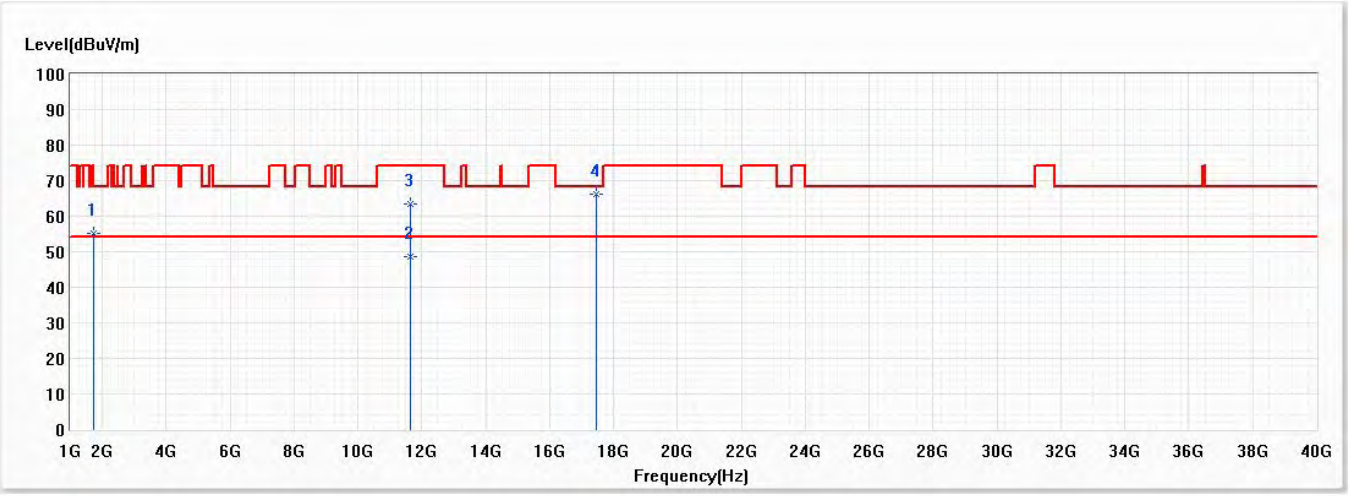

No	Frequency (MHz)	Emission Level (dBuV/m)	Limit (dBuV/m)	Margin (dB)	Reading Level (dBuV)	Correct Factor (dB)	Detector Type
1	1728.000	55.18	68.20	-13.02	78.50	-23.32	PK
2	11650.000	48.52	54.00	-5.48	45.76	2.76	AV
3	11650.000	63.31	74.00	-10.69	60.55	2.76	PK
* 4	17475.000	66.04	68.20	-2.16	59.71	6.33	PK

Note:

1. All reading above 1GHz is performed with peak and/or average measurements as necessary.
2. “ * ”, means this data is the worst value.
3. Emission Level = Reading Level + Correct Factor.
4. The average measurement was not performed when the peak measured data under the limit of average detection.
5. The emission above 18GHz were not included is because their levels are lower than 20dB from limit.

Model No	APL54X	Site	CB2-H
Test Voltage	AC 120V/60Hz	Test Date	2021/3/12
Test Mode	Mode 2: Transmit RU Full_PoE Mode	Engineer	Ling Chen
Polarity	Vertical	Temperature (℃)	21.5
Test Condition	802.11ax,Ant0+1,Ch 165,5.825G,BW20M	Humidity (%RH)	51.0

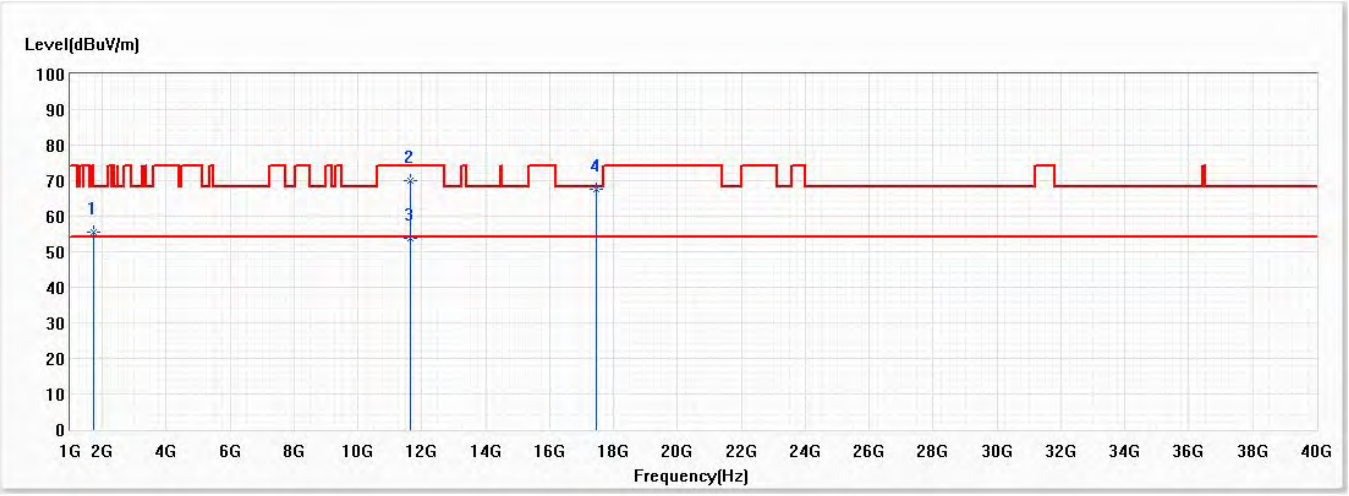

No	Frequency (MHz)	Emission Level (dBuV/m)	Limit (dBuV/m)	Margin (dB)	Reading Level (dBuV)	Correct Factor (dB)	Detector Type
1	1728.000	55.63	68.20	-12.57	78.95	-23.32	PK
2	11650.000	70.11	74.00	-3.89	67.35	2.76	PK
* 3	11650.000	53.68	54.00	-0.32	50.92	2.76	AV
4	17475.000	67.56	68.20	-0.64	61.23	6.33	PK

Note:

1. All reading above 1GHz is performed with peak and/or average measurements as necessary.
2. “ * ”, means this data is the worst value.
3. Emission Level = Reading Level + Correct Factor.
4. The average measurement was not performed when the peak measured data under the limit of average detection.
5. The emission above 18GHz were not included is because their levels are lower than 20dB from limit.

Model No	APL54X	Site	CB2-H
Test Voltage	AC 120V/60Hz	Test Date	2021/3/12
Test Mode	Mode 2: Transmit RU Full_PoE Mode	Engineer	Ling Chen
Polarity	Horizontal	Temperature (℃)	21.5
Test Condition	802.11ax,Ant0+1,Ch 151,5.755G,BW40M	Humidity (%RH)	51.0

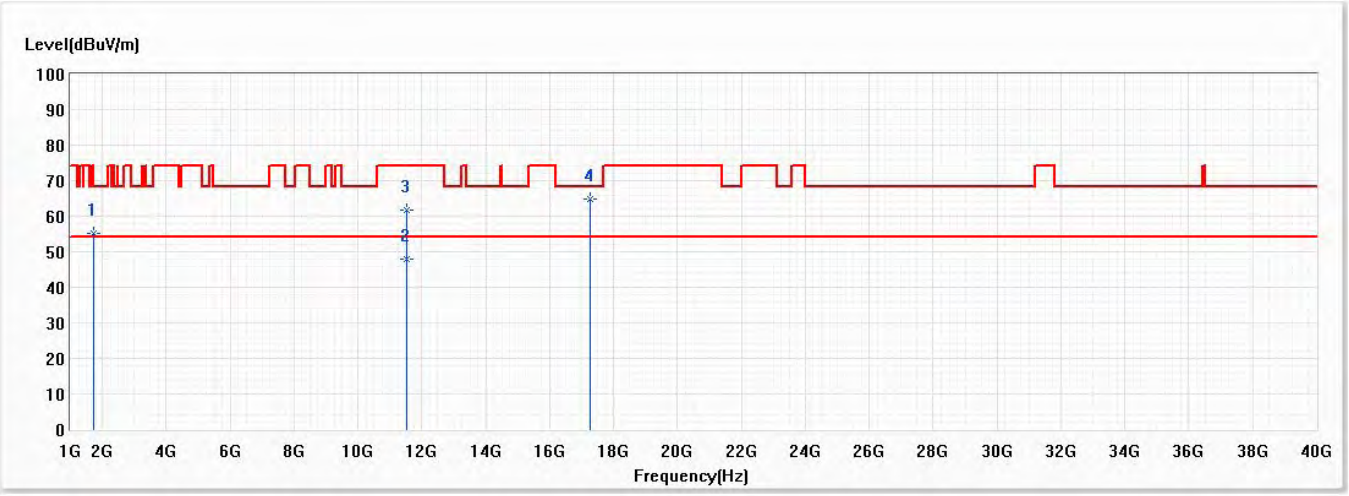

No	Frequency (MHz)	Emission Level (dBuV/m)	Limit (dBuV/m)	Margin (dB)	Reading Level (dBuV)	Correct Factor (dB)	Detector Type
1	1728.000	55.34	68.20	-12.86	78.66	-23.32	PK
2	11510.000	47.98	54.00	-6.02	45.25	2.73	AV
3	11510.000	61.87	74.00	-12.13	59.14	2.73	PK
* 4	17265.000	64.84	68.20	-3.36	59.25	5.59	PK

Note:

1. All reading above 1GHz is performed with peak and/or average measurements as necessary.
2. “ * ”, means this data is the worst value.
3. Emission Level = Reading Level + Correct Factor.
4. The average measurement was not performed when the peak measured data under the limit of average detection.
5. The emission above 18GHz were not included is because their levels are lower than 20dB from limit.

Model No	APL54X	Site	CB2-H
Test Voltage	AC 120V/60Hz	Test Date	2021/3/12
Test Mode	Mode 2: Transmit RU Full_PoE Mode	Engineer	Ling Chen
Polarity	Vertical	Temperature (℃)	21.5
Test Condition	802.11ax,Ant0+1,Ch 151,5.755G,BW40M	Humidity (%RH)	51.0

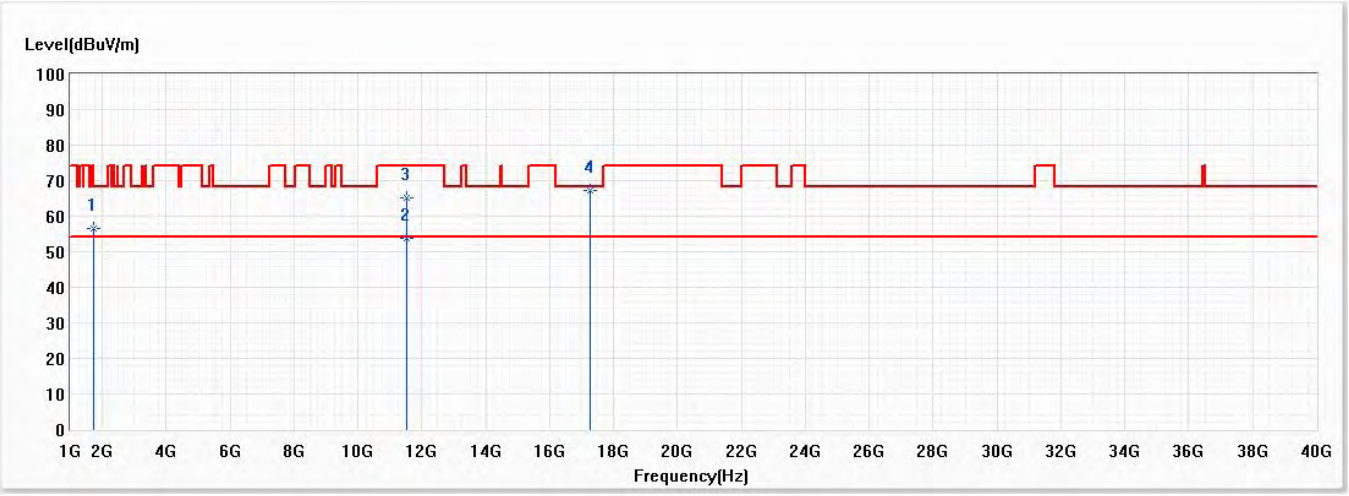

No	Frequency (MHz)	Emission Level (dBuV/m)	Limit (dBuV/m)	Margin (dB)	Reading Level (dBuV)	Correct Factor (dB)	Detector Type
1	1728.000	56.39	68.20	-11.81	79.71	-23.32	PK
* 2	11510.000	53.78	54.00	-0.22	51.05	2.73	AV
3	11510.000	65.03	74.00	-8.97	62.30	2.73	PK
4	17265.000	67.26	68.20	-0.94	61.67	5.59	PK

Note:

1. All reading above 1GHz is performed with peak and/or average measurements as necessary.
2. “ * ”, means this data is the worst value.
3. Emission Level = Reading Level + Correct Factor.
4. The average measurement was not performed when the peak measured data under the limit of average detection.
5. The emission above 18GHz were not included is because their levels are lower than 20dB from limit.

Model No	APL54X	Site	CB2-H
Test Voltage	AC 120V/60Hz	Test Date	2021/3/12
Test Mode	Mode 2: Transmit RU Full_PoE Mode	Engineer	Ling Chen
Polarity	Horizontal	Temperature (℃)	21.5
Test Condition	802.11ax,Ant0+1,Ch 159,5.795G,BW40M	Humidity (%RH)	51.0

No	Frequency (MHz)	Emission Level (dBuV/m)	Limit (dBuV/m)	Margin (dB)	Reading Level (dBuV)	Correct Factor (dB)	Detector Type
1	1728.000	55.23	68.20	-12.97	78.55	-23.32	PK
* 2	11590.000	49.78	54.00	-4.22	47.03	2.75	AV
3	11590.000	58.79	74.00	-15.21	56.04	2.75	PK
4	17385.000	63.56	68.20	-4.64	57.54	6.02	PK

Note:

1. All reading above 1GHz is performed with peak and/or average measurements as necessary.
2. “ * ”, means this data is the worst value.
3. Emission Level = Reading Level + Correct Factor.
4. The average measurement was not performed when the peak measured data under the limit of average detection.
5. The emission above 18GHz were not included is because their levels are lower than 20dB from limit.

Model No	APL54X	Site	CB2-H
Test Voltage	AC 120V/60Hz	Test Date	2021/3/12
Test Mode	Mode 2: Transmit RU Full_PoE Mode	Engineer	Ling Chen
Polarity	Vertical	Temperature (℃)	21.5
Test Condition	802.11ax,Ant0+1,Ch 159,5.795G,BW40M	Humidity (%RH)	51.0

No	Frequency (MHz)	Emission Level (dBuV/m)	Limit (dBuV/m)	Margin (dB)	Reading Level (dBuV)	Correct Factor (dB)	Detector Type
1	1728.000	55.86	68.20	-12.34	79.18	-23.32	PK
* 2	11590.000	53.75	54.00	-0.25	51.00	2.75	AV
3	11590.000	61.21	74.00	-12.79	58.46	2.75	PK
4	17385.000	67.04	68.20	-1.16	61.02	6.02	PK

Note:

1. All reading above 1GHz is performed with peak and/or average measurements as necessary.
2. “ * ”, means this data is the worst value.
3. Emission Level = Reading Level + Correct Factor.
4. The average measurement was not performed when the peak measured data under the limit of average detection.
5. The emission above 18GHz were not included is because their levels are lower than 20dB from limit.

Model No	APL54X	Site	CB2-H
Test Voltage	AC 120V/60Hz	Test Date	2021/3/12
Test Mode	Mode 2: Transmit RU Full_PoE Mode	Engineer	Ling Chen
Polarity	Horizontal	Temperature (℃)	21.5
Test Condition	802.11ax,Ant0+1,Ch 155,5.775G,BW80M	Humidity (%RH)	51.0

No	Frequency (MHz)	Emission Level (dBuV/m)	Limit (dBuV/m)	Margin (dB)	Reading Level (dBuV)	Correct Factor (dB)	Detector Type
1	1728.000	54.83	68.20	-13.37	78.15	-23.32	PK
2	11550.000	47.15	54.00	-6.85	44.41	2.74	AV
3	11550.000	59.88	74.00	-14.12	57.14	2.74	PK
* 4	17325.000	62.07	68.20	-6.13	56.26	5.81	PK

Note:

1. All reading above 1GHz is performed with peak and/or average measurements as necessary.
2. “ * ”, means this data is the worst value.
3. Emission Level = Reading Level + Correct Factor.
4. The average measurement was not performed when the peak measured data under the limit of average detection.
5. The emission above 18GHz were not included is because their levels are lower than 20dB from limit.

Model No	APL54X	Site	CB2-H
Test Voltage	AC 120V/60Hz	Test Date	2021/3/12
Test Mode	Mode 2: Transmit RU Full_PoE Mode	Engineer	Ling Chen
Polarity	Vertical	Temperature (℃)	21.5
Test Condition	802.11ax,Ant0+1,Ch 155,5.775G,BW80M	Humidity (%RH)	51.0

No	Frequency (MHz)	Emission Level (dBuV/m)	Limit (dBuV/m)	Margin (dB)	Reading Level (dBuV)	Correct Factor (dB)	Detector Type
1	1728.000	55.62	68.20	-12.58	78.94	-23.32	PK
* 2	11550.000	53.72	54.00	-0.28	50.98	2.74	AV
3	11550.000	63.31	74.00	-10.69	60.57	2.74	PK
4	17325.000	65.11	68.20	-3.09	59.30	5.81	PK

Note:

1. All reading above 1GHz is performed with peak and/or average measurements as necessary.
2. “ * ”, means this data is the worst value.
3. Emission Level = Reading Level + Correct Factor.
4. The average measurement was not performed when the peak measured data under the limit of average detection.
5. The emission above 18GHz were not included is because their levels are lower than 20dB from limit.

7. Band Edge

7.1. Test Setup

RF Radiated Measurement:

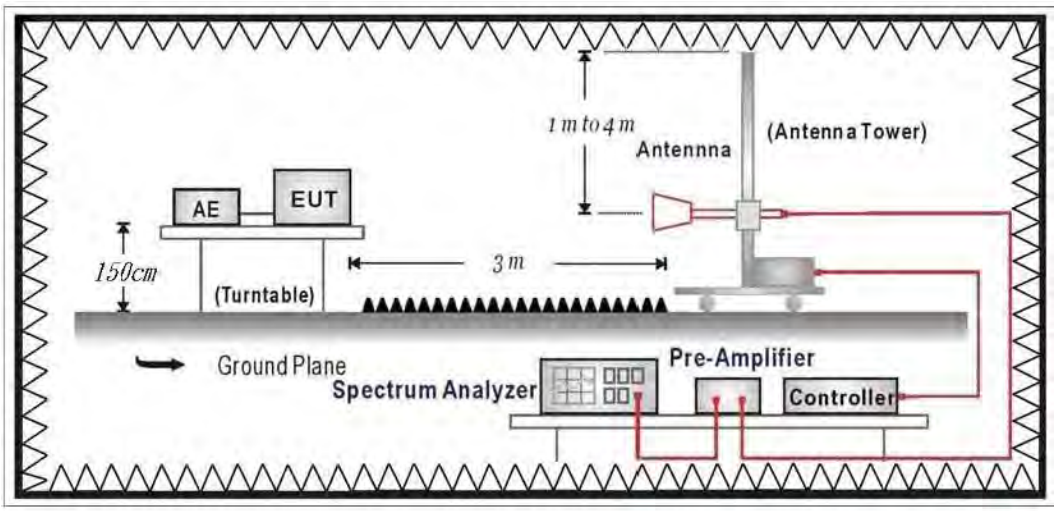

7.2. Limits

➢ **General Radiated Emission Limits**

The provisions of Section 15.205 of this part apply to intentional radiators operating under this section. Radiated emissions which fall in the restricted bands, as defined in Section 15.205, must also comply with the radiated emission limits specified in Section 15.209:

FCC Part 15 Subpart C Paragraph 15.209 Limits		
Frequency MHz	uV/m @3m	dBuV/m@3m
30 - 88	100	40
88 - 216	150	43.5
216 - 960	200	46
Above 960	500	54

Remark:
1. RF Voltage (dBuV) = 20 log RF Voltage (uV)
2. In the Above Table, the tighter limit applies at the band edges.
3. Distance refers to the distance in meters between the measuring instrument antenna and the closed point of any part of the device or system.

➢ **Unwanted Emission out of the restricted bands Limits**

FCC Part 15 Subpart E Paragraph 15.407(b) Limits		
Frequency (MHz)	EIRP Limit (dBm)	Equivalent Field Strength (dBuV/m@3m)
5150 - 5250	-27	68.3
5250 - 5350	-27	68.3
5470 - 5725	-27	68.3
5725 - 5850	-27 (Note1)	68.3
	-17 (Note2)	78.3

4. For transmitters operating in the 5.725-5.85 GHz band

(i) All emissions shall be limited to a level of -27 dBm/MHz at 75 MHz or more above or below the band edge increasing linearly to 10 dBm/MHz at 25 MHz above or below the band edge, and from 25 MHz above or below the band edge increasing linearly to a level of 15.6 dBm/MHz at 5 MHz above or below the band edge, and from 5 MHz above or below the band edge increasing linearly to a level of 27dBm/MHz at the band edge.

(ii) Devices certified before March 2, 2019 with antenna gain greater than 10 dBi may demonstrate compliance with the emission limits in Section 15.247(d), but manufacturing, marketing and importing of devices certified under this alternative must cease by March 2, 2018. Devices certified before March 2, 2018 with antenna gain of 10 dBi or less may demonstrate compliance with the emission limits in Section 15.247(d), but manufacturing, marketing and importing of devices certified under this alternative must cease before March 2, 2020.

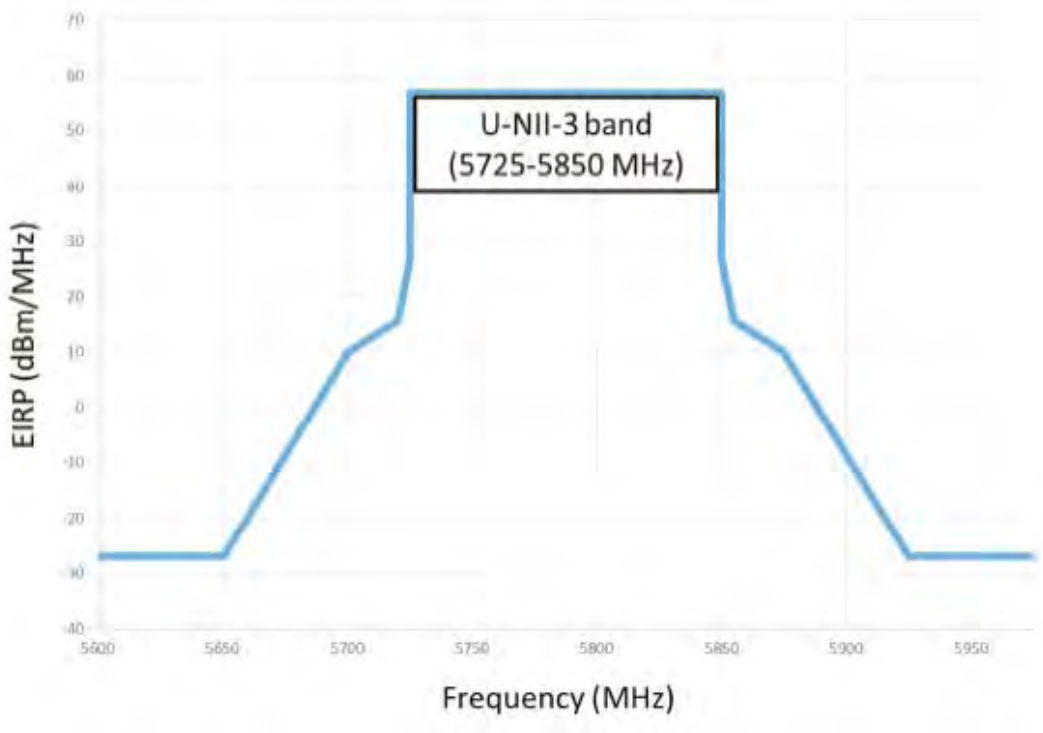

Remark:

1. For frequencies more than 10 MHz above or below the band edges.
2. For frequency range from the band edges to 10 MHz above or below the band edges.
3. uV/m = $\frac{1000000\sqrt{30 \times EIRP}}{3}$, RF Voltage (dBuV/m) = 20 log RF Voltage (uV/m)

7.3. Test Procedure

The EUT and its simulators are placed on a turn table which is 0.8 meter above ground. The turn table can rotate 360 degrees to determine the position of the maximum emission level. The EUT was positioned such that the distance from antenna to the EUT was 3 meters.

The antenna can move up and down between 1 meter and 4 meters to find out the maximum emission level.

Both horizontal and vertical polarization of the antenna are set on measurement. In order to find the maximum emission, all of the interface cables must be manipulated according to ANSI C63.10: 2013on radiated measurement.

The bandwidth below 1GHz setting on the field strength meter is 120 KHz, above 1GHz are 1 MHz.

7.4. Test Result

Model No	APL54X	Site	CB2-H
Test Voltage	AC 120V/60Hz	Test Date	2021/3/8
Test Mode	Mode 3: Transmit CDD_PoE Mode	Engineer	Ling Chen
Polarity	Horizontal	Temperature (℃)	21.5
Test Condition	802.11a,Ant0+1,Ch 36,5.18G,BW20M	Humidity (%RH)	51.0

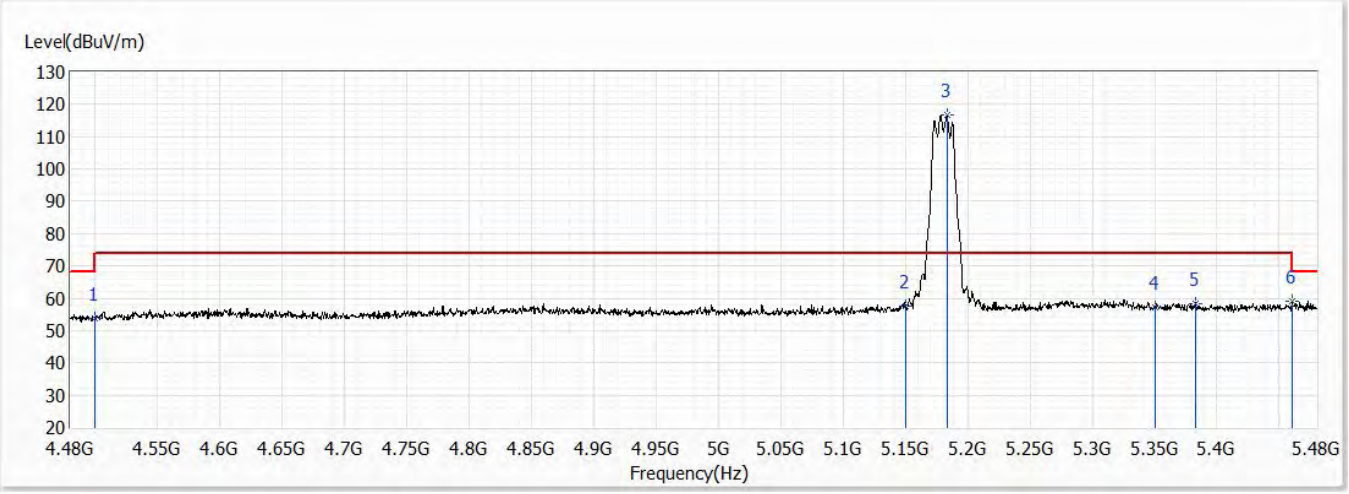

No	Frequency (MHz)	Emission Level (dBuV/m)	Limit (dBuV/m)	Margin (dB)	Reading Level (dBuV)	Correct Factor (dB)	Detector Type
1	4500.000	53.79	74.00	-20.21	30.12	23.67	PK
2	5150.000	57.46	74.00	-16.54	33.02	24.44	PK
! 3	5183.500	116.63	74.00	42.63	92.13	24.50	PK
4	5350.000	57.01	74.00	-16.99	32.21	24.80	PK
5	5382.500	58.50	74.00	-15.50	33.64	24.86	PK
6	5460.000	58.97	74.00	-15.03	33.98	24.99	PK

Note:

1. All reading above 1GHz is performed with peak and/or average measurements as necessary.
2. Emission Level = Reading Level + Correct Factor.
3. The average measurement was not performed when the peak measured data under the limit of average detection. If the readings given are average, peak measurement should also be supplied.
4. The fundamental for reference only, it’s not restricted by unwanted emission limit.

Model No	APL54X	Site	CB2-H
Test Voltage	AC 120V/60Hz	Test Date	2021/3/8
Test Mode	Mode 3: Transmit CDD_PoE Mode	Engineer	Ling Chen
Polarity	Horizontal	Temperature (℃)	21.5
Test Condition	802.11a,Ant0+1,Ch 36,5.18G,BW20M	Humidity (%RH)	51.0

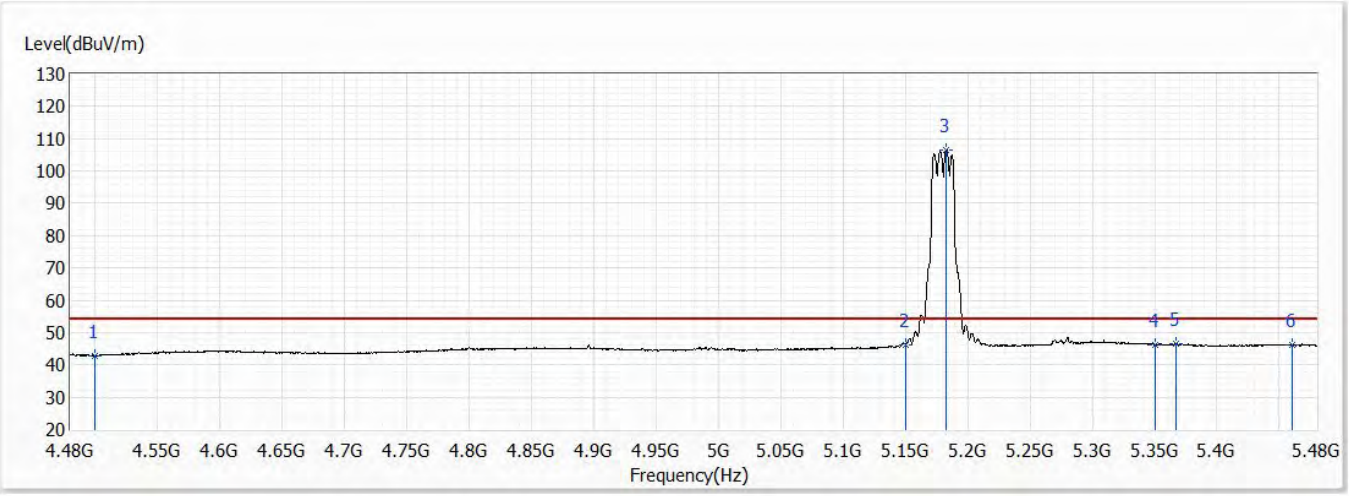

No	Frequency (MHz)	Emission Level (dBuV/m)	Limit (dBuV/m)	Margin (dB)	Reading Level (dBuV)	Correct Factor (dB)	Detector Type
1	4500.000	42.74	54.00	-11.26	19.07	23.67	AV
2	5150.000	46.32	54.00	-7.68	21.88	24.44	AV
! 3	5183.000	106.60	54.00	52.60	82.10	24.50	AV
4	5350.000	46.26	54.00	-7.74	21.46	24.80	AV
5	5367.500	46.57	54.00	-7.43	21.74	24.83	AV
6	5460.000	46.14	54.00	-7.86	21.15	24.99	AV

Note:

1. All reading above 1GHz is performed with peak and/or average measurements as necessary.
2. Emission Level = Reading Level + Correct Factor.
3. The average measurement was not performed when the peak measured data under the limit of average detection. If the readings given are average, peak measurement should also be supplied.
4. The fundamental for reference only, it’s not restricted by unwanted emission limit.

Model No	APL54X	Site	CB2-H
Test Voltage	AC 120V/60Hz	Test Date	2021/3/8
Test Mode	Mode 3: Transmit CDD_PoE Mode	Engineer	Ling Chen
Polarity	Vertical	Temperature (℃)	21.5
Test Condition	802.11a,Ant0+1,Ch 36,5.18G,BW20M	Humidity (%RH)	51.0

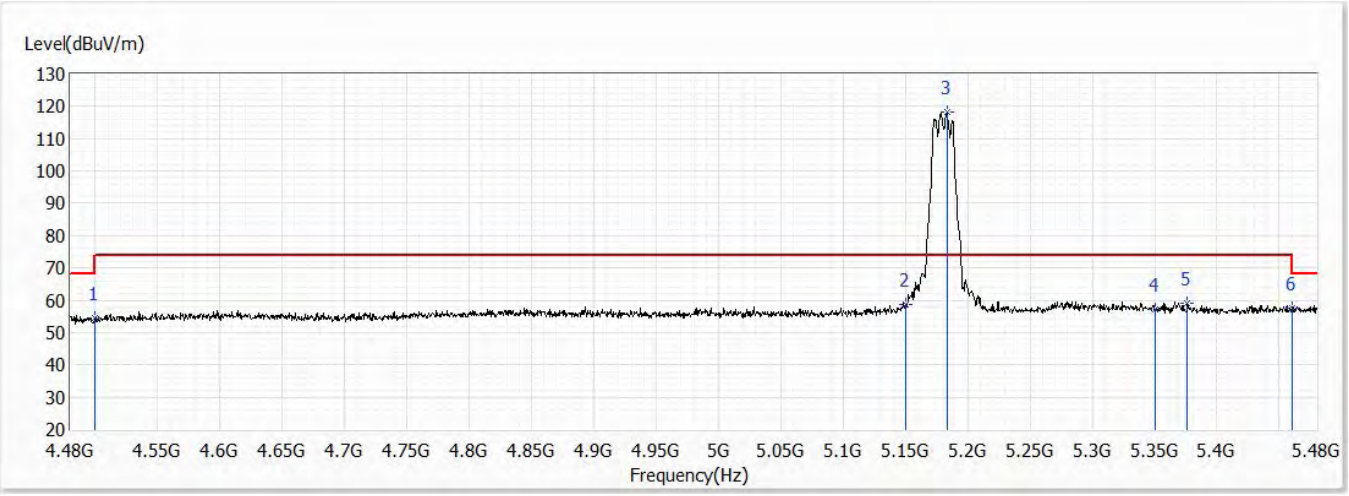

No	Frequency (MHz)	Emission Level (dBuV/m)	Limit (dBuV/m)	Margin (dB)	Reading Level (dBuV)	Correct Factor (dB)	Detector Type
1	4500.000	54.65	74.00	-19.35	30.98	23.67	PK
2	5150.000	58.51	74.00	-15.49	34.07	24.44	PK
! 3	5183.500	118.15	74.00	44.15	93.65	24.50	PK
4	5350.000	57.20	74.00	-16.80	32.40	24.80	PK
5	5376.000	58.99	74.00	-15.01	34.14	24.85	PK
6	5460.000	57.74	74.00	-16.26	32.75	24.99	PK

Note:

1. All reading above 1GHz is performed with peak and/or average measurements as necessary.
2. Emission Level = Reading Level + Correct Factor.
3. The average measurement was not performed when the peak measured data under the limit of average detection. If the readings given are average, peak measurement should also be supplied.
4. The fundamental for reference only, it’s not restricted by unwanted emission limit.

Model No	APL54X	Site	CB2-H
Test Voltage	AC 120V/60Hz	Test Date	2021/3/8
Test Mode	Mode 3: Transmit CDD_PoE Mode	Engineer	Ling Chen
Polarity	Vertical	Temperature (℃)	21.5
Test Condition	802.11a,Ant0+1,Ch 36,5.18G,BW20M	Humidity (%RH)	51.0

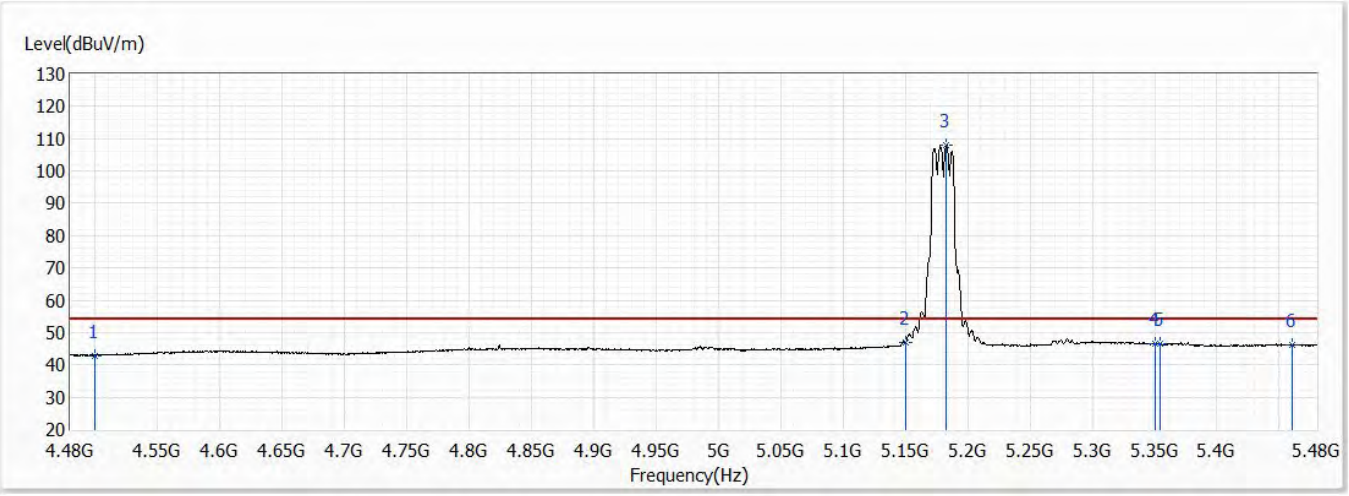

No	Frequency (MHz)	Emission Level (dBuV/m)	Limit (dBuV/m)	Margin (dB)	Reading Level (dBuV)	Correct Factor (dB)	Detector Type
1	4500.000	42.81	54.00	-11.19	19.14	23.67	AV
2	5150.000	46.77	54.00	-7.23	22.33	24.44	AV
! 3	5183.000	107.95	54.00	53.95	83.45	24.50	AV
4	5350.000	46.45	54.00	-7.55	21.65	24.80	AV
5	5354.500	46.64	54.00	-7.36	21.84	24.80	AV
6	5460.000	46.16	54.00	-7.84	21.17	24.99	AV

Note:

1. All reading above 1GHz is performed with peak and/or average measurements as necessary.
2. Emission Level = Reading Level + Correct Factor.
3. The average measurement was not performed when the peak measured data under the limit of average detection. If the readings given are average, peak measurement should also be supplied.
4. The fundamental for reference only, it’s not restricted by unwanted emission limit.

Model No	APL54X	Site	CB2-H
Test Voltage	AC 120V/60Hz	Test Date	2021/3/8
Test Mode	Mode 3: Transmit CDD_PoE Mode	Engineer	Ling Chen
Polarity	Horizontal	Temperature (℃)	21.5
Test Condition	802.11a,Ant0+1,Ch 44,5.22G,BW20M	Humidity (%RH)	51.0

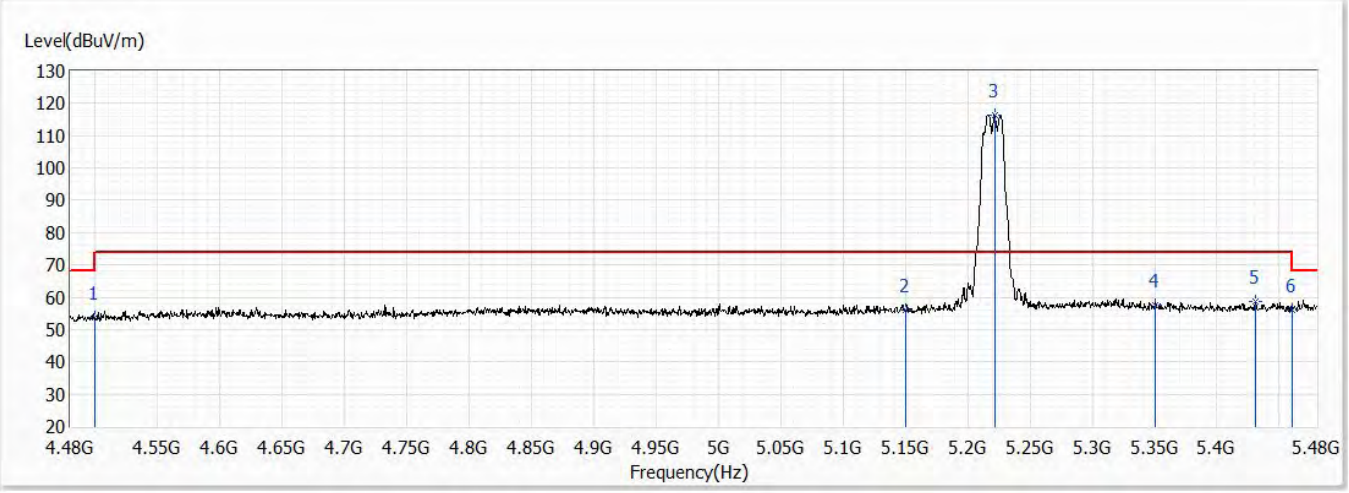

No	Frequency (MHz)	Emission Level (dBuV/m)	Limit (dBuV/m)	Margin (dB)	Reading Level (dBuV)	Correct Factor (dB)	Detector Type
1	4500.000	53.94	74.00	-20.06	30.27	23.67	PK
2	5150.000	56.15	74.00	-17.85	31.71	24.44	PK
! 3	5221.500	116.51	74.00	42.51	91.95	24.56	PK
4	5350.000	57.74	74.00	-16.26	32.94	24.80	PK
5	5431.000	58.74	74.00	-15.26	33.79	24.95	PK
6	5460.000	56.02	74.00	-17.98	31.03	24.99	PK

Note:

1. All reading above 1GHz is performed with peak and/or average measurements as necessary.
2. Emission Level = Reading Level + Correct Factor.
3. The average measurement was not performed when the peak measured data under the limit of average detection. If the readings given are average, peak measurement should also be supplied.
4. The fundamental for reference only, it’s not restricted by unwanted emission limit.

Model No	APL54X	Site	CB2-H
Test Voltage	AC 120V/60Hz	Test Date	2021/3/8
Test Mode	Mode 3: Transmit CDD_PoE Mode	Engineer	Ling Chen
Polarity	Horizontal	Temperature (℃)	21.5
Test Condition	802.11a,Ant0+1,Ch 44,5.22G,BW20M	Humidity (%RH)	51.0

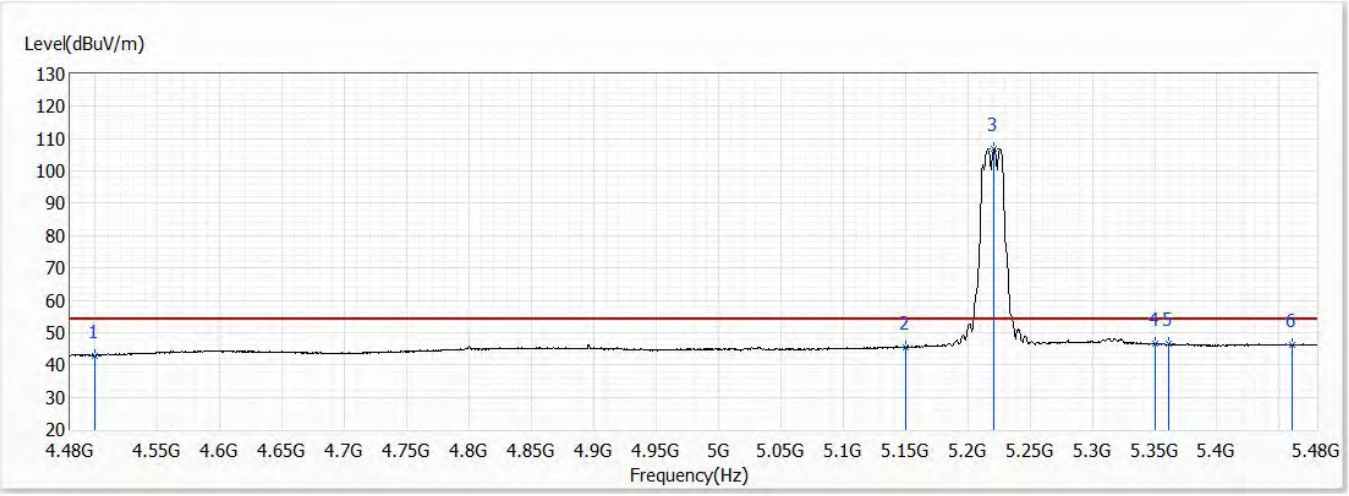

No	Frequency (MHz)	Emission Level (dBuV/m)	Limit (dBuV/m)	Margin (dB)	Reading Level (dBuV)	Correct Factor (dB)	Detector Type
1	4500.000	42.78	54.00	-11.22	19.11	23.67	AV
2	5150.000	45.47	54.00	-8.53	21.03	24.44	AV
! 3	5221.000	106.84	54.00	52.84	82.28	24.56	AV
4	5350.000	46.49	54.00	-7.51	21.69	24.80	AV
5	5361.500	46.46	54.00	-7.54	21.64	24.82	AV
6	5460.000	46.21	54.00	-7.79	21.22	24.99	AV

Note:

1. All reading above 1GHz is performed with peak and/or average measurements as necessary.
2. Emission Level = Reading Level + Correct Factor.
3. The average measurement was not performed when the peak measured data under the limit of average detection. If the readings given are average, peak measurement should also be supplied.
4. The fundamental for reference only, it’s not restricted by unwanted emission limit.

Model No	APL54X	Site	CB2-H
Test Voltage	AC 120V/60Hz	Test Date	2021/3/8
Test Mode	Mode 3: Transmit CDD_PoE Mode	Engineer	Ling Chen
Polarity	Vertical	Temperature (℃)	21.5
Test Condition	802.11a,Ant0+1,Ch 44,5.22G,BW20M	Humidity (%RH)	51.0

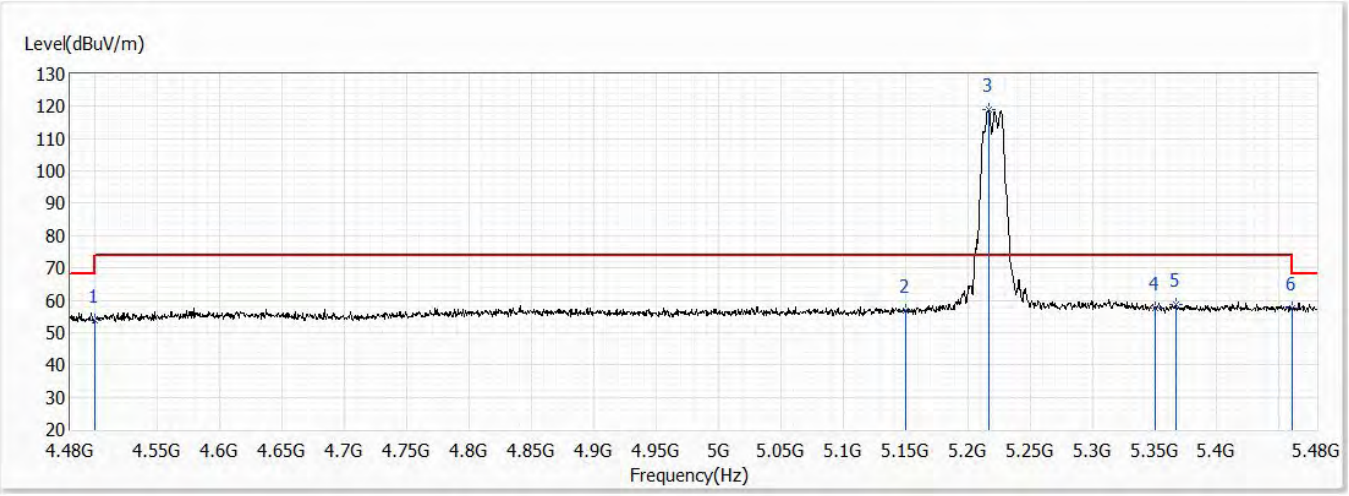

No	Frequency (MHz)	Emission Level (dBuV/m)	Limit (dBuV/m)	Margin (dB)	Reading Level (dBuV)	Correct Factor (dB)	Detector Type
1	4500.000	53.61	74.00	-20.39	29.94	23.67	PK
2	5150.000	56.63	74.00	-17.37	32.19	24.44	PK
! 3	5217.000	119.00	74.00	45.00	94.44	24.56	PK
4	5350.000	57.49	74.00	-16.51	32.69	24.80	PK
5	5367.000	58.85	74.00	-15.15	34.02	24.83	PK
6	5460.000	57.51	74.00	-16.49	32.52	24.99	PK

Note:

1. All reading above 1GHz is performed with peak and/or average measurements as necessary.
2. Emission Level = Reading Level + Correct Factor.
3. The average measurement was not performed when the peak measured data under the limit of average detection. If the readings given are average, peak measurement should also be supplied.
4. The fundamental for reference only, it’s not restricted by unwanted emission limit.

Model No	APL54X	Site	CB2-H
Test Voltage	AC 120V/60Hz	Test Date	2021/3/8
Test Mode	Mode 3: Transmit CDD_PoE Mode	Engineer	Ling Chen
Polarity	Vertical	Temperature (℃)	21.5
Test Condition	802.11a,Ant0+1,Ch 44,5.22G,BW20M	Humidity (%RH)	51.0

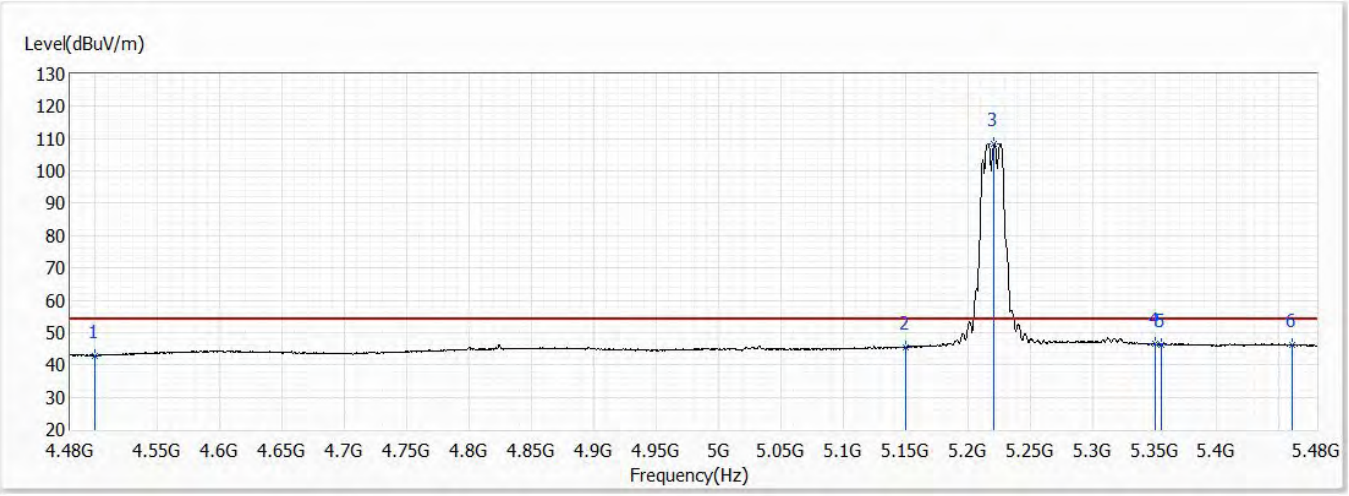

No	Frequency (MHz)	Emission Level (dBuV/m)	Limit (dBuV/m)	Margin (dB)	Reading Level (dBuV)	Correct Factor (dB)	Detector Type
1	4500.000	42.86	54.00	-11.14	19.19	23.67	AV
2	5150.000	45.58	54.00	-8.42	21.14	24.44	AV
! 3	5221.000	108.55	54.00	54.55	83.99	24.56	AV
4	5350.000	46.42	54.00	-7.58	21.62	24.80	AV
5	5355.500	46.32	54.00	-7.68	21.51	24.81	AV
6	5460.000	46.09	54.00	-7.91	21.10	24.99	AV

Note:

1. All reading above 1GHz is performed with peak and/or average measurements as necessary.
2. Emission Level = Reading Level + Correct Factor.
3. The average measurement was not performed when the peak measured data under the limit of average detection. If the readings given are average, peak measurement should also be supplied.
4. The fundamental for reference only, it’s not restricted by unwanted emission limit.

Model No	APL54X	Site	CB2-H
Test Voltage	AC 120V/60Hz	Test Date	2021/3/8
Test Mode	Mode 3: Transmit CDD_PoE Mode	Engineer	Ling Chen
Polarity	Horizontal	Temperature (℃)	21.5
Test Condition	802.11a,Ant0+1,Ch 48,5.24G,BW20M	Humidity (%RH)	51.0

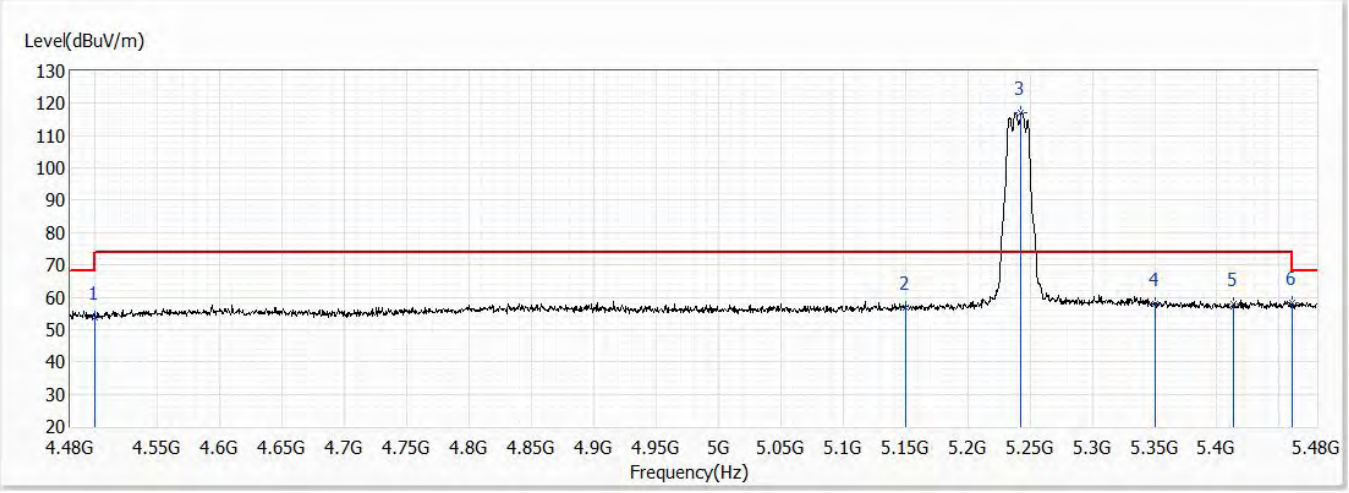

No	Frequency (MHz)	Emission Level (dBuV/m)	Limit (dBuV/m)	Margin (dB)	Reading Level (dBuV)	Correct Factor (dB)	Detector Type
1	4500.000	53.76	74.00	-20.24	30.09	23.67	PK
2	5150.000	56.69	74.00	-17.31	32.25	24.44	PK
! 3	5243.000	117.25	74.00	43.25	92.64	24.61	PK
4	5350.000	57.89	74.00	-16.11	33.09	24.80	PK
5	5413.500	57.88	74.00	-16.12	32.97	24.91	PK
6	5460.000	58.20	74.00	-15.80	33.21	24.99	PK

Note:

1. All reading above 1GHz is performed with peak and/or average measurements as necessary.
2. Emission Level = Reading Level + Correct Factor.
3. The average measurement was not performed when the peak measured data under the limit of average detection. If the readings given are average, peak measurement should also be supplied.
4. The fundamental for reference only, it’s not restricted by unwanted emission limit.

Model No	APL54X	Site	CB2-H
Test Voltage	AC 120V/60Hz	Test Date	2021/3/8
Test Mode	Mode 3: Transmit CDD_PoE Mode	Engineer	Ling Chen
Polarity	Horizontal	Temperature (℃)	21.5
Test Condition	802.11a,Ant0+1,Ch 48,5.24G,BW20M	Humidity (%RH)	51.0

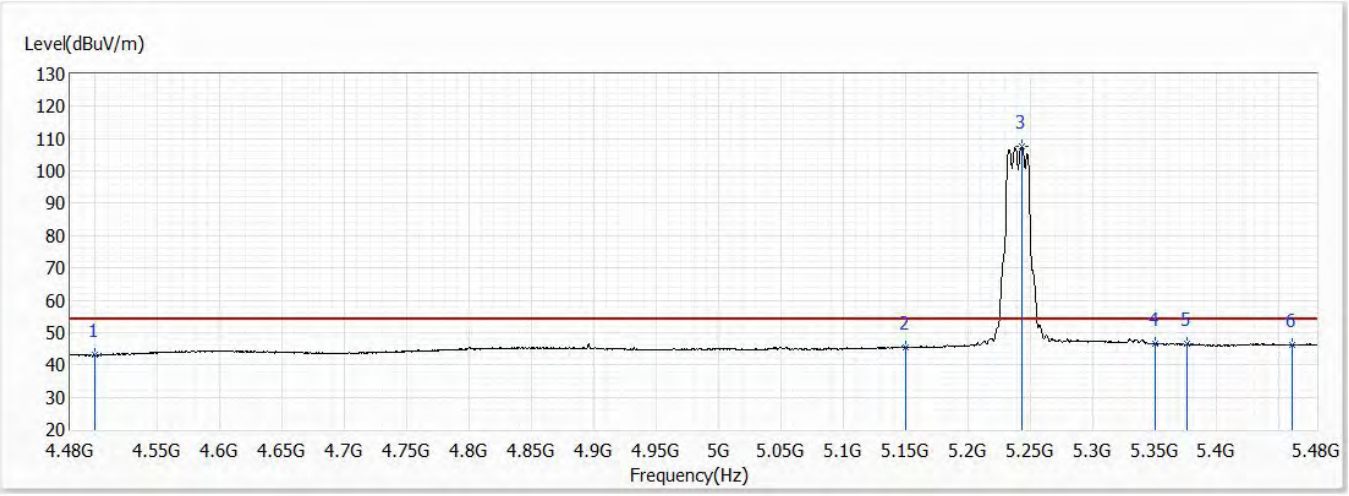

No	Frequency (MHz)	Emission Level (dBuV/m)	Limit (dBuV/m)	Margin (dB)	Reading Level (dBuV)	Correct Factor (dB)	Detector Type
1	4500.000	42.97	54.00	-11.03	19.30	23.67	AV
2	5150.000	45.33	54.00	-8.67	20.89	24.44	AV
! 3	5243.500	107.49	54.00	53.49	82.88	24.61	AV
4	5350.000	46.47	54.00	-7.53	21.67	24.80	AV
5	5376.000	46.71	54.00	-7.29	21.86	24.85	AV
6	5460.000	46.13	54.00	-7.87	21.14	24.99	AV

Note:

1. All reading above 1GHz is performed with peak and/or average measurements as necessary.
2. Emission Level = Reading Level + Correct Factor.
3. The average measurement was not performed when the peak measured data under the limit of average detection. If the readings given are average, peak measurement should also be supplied.
4. The fundamental for reference only, it’s not restricted by unwanted emission limit.

Model No	APL54X	Site	CB2-H
Test Voltage	AC 120V/60Hz	Test Date	2021/3/8
Test Mode	Mode 3: Transmit CDD_PoE Mode	Engineer	Ling Chen
Polarity	Vertical	Temperature (℃)	21.5
Test Condition	802.11a,Ant0+1,Ch 48,5.24G,BW20M	Humidity (%RH)	51.0

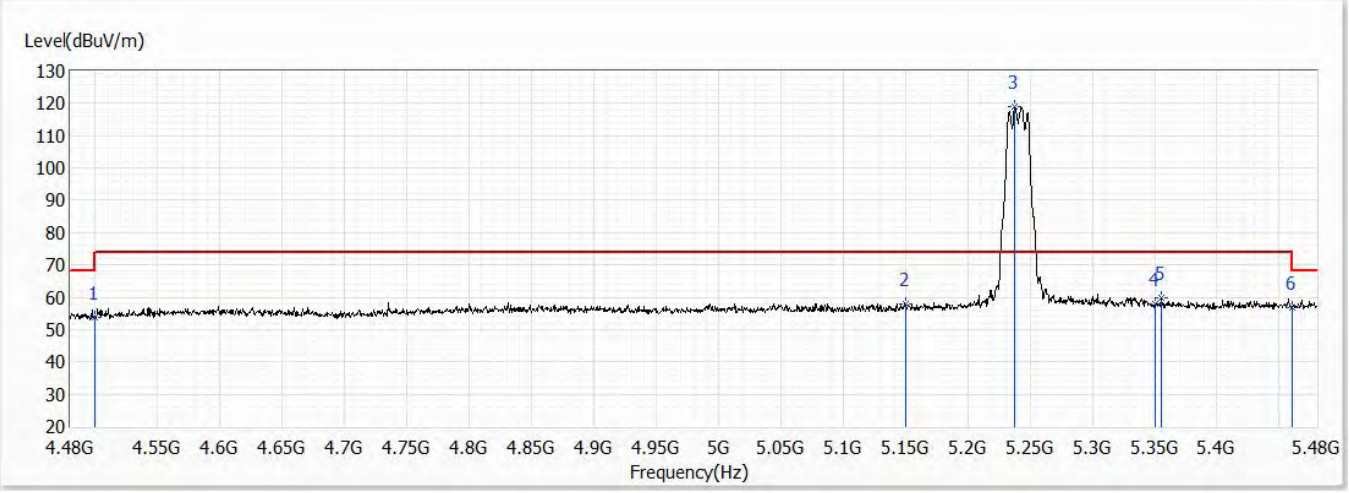

No	Frequency (MHz)	Emission Level (dBuV/m)	Limit (dBuV/m)	Margin (dB)	Reading Level (dBuV)	Correct Factor (dB)	Detector Type
1	4500.000	53.72	74.00	-20.28	30.05	23.67	PK
2	5150.000	57.83	74.00	-16.17	33.39	24.44	PK
! 3	5238.000	118.86	74.00	44.86	94.26	24.60	PK
4	5350.000	57.80	74.00	-16.20	33.00	24.80	PK
5	5355.000	59.66	74.00	-14.34	34.85	24.81	PK
6	5460.000	56.90	74.00	-17.10	31.91	24.99	PK

Note:

1. All reading above 1GHz is performed with peak and/or average measurements as necessary.
2. Emission Level = Reading Level + Correct Factor.
3. The average measurement was not performed when the peak measured data under the limit of average detection. If the readings given are average, peak measurement should also be supplied.
4. The fundamental for reference only, it’s not restricted by unwanted emission limit.

Model No	APL54X	Site	CB2-H
Test Voltage	AC 120V/60Hz	Test Date	2021/3/8
Test Mode	Mode 3: Transmit CDD_PoE Mode	Engineer	Ling Chen
Polarity	Vertical	Temperature (℃)	21.5
Test Condition	802.11a,Ant0+1,Ch 48,5.24G,BW20M	Humidity (%RH)	51.0

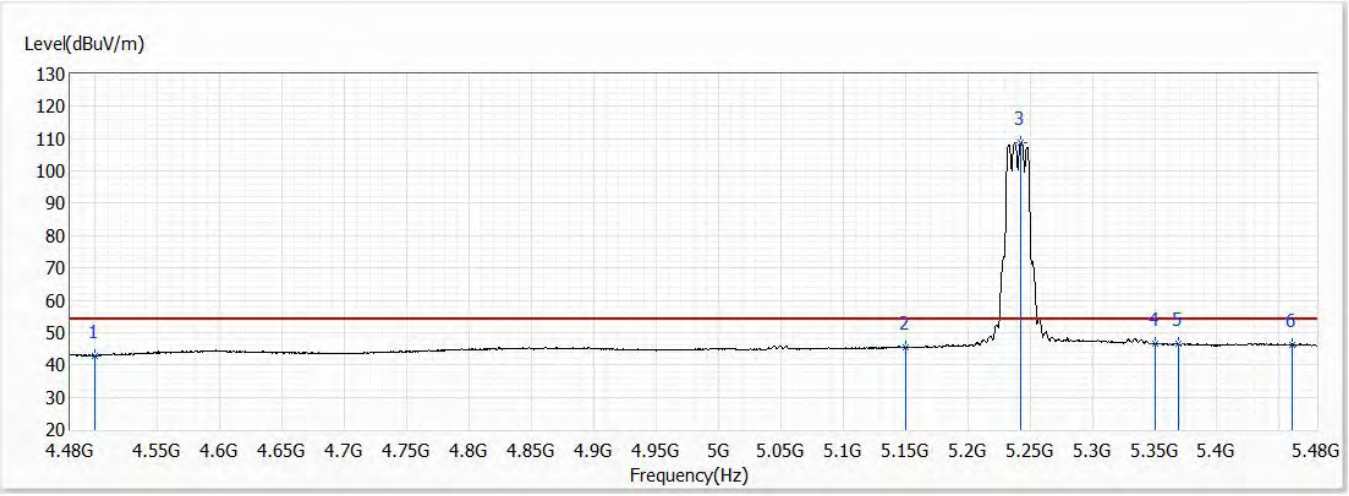

No	Frequency (MHz)	Emission Level (dBuV/m)	Limit (dBuV/m)	Margin (dB)	Reading Level (dBuV)	Correct Factor (dB)	Detector Type
1	4500.000	42.78	54.00	-11.22	19.11	23.67	AV
2	5150.000	45.57	54.00	-8.43	21.13	24.44	AV
! 3	5243.000	108.82	54.00	54.82	84.21	24.61	AV
4	5350.000	46.47	54.00	-7.53	21.67	24.80	AV
5	5369.000	46.69	54.00	-7.31	21.86	24.83	AV
6	5460.000	46.15	54.00	-7.85	21.16	24.99	AV

Note:

1. All reading above 1GHz is performed with peak and/or average measurements as necessary.
2. Emission Level = Reading Level + Correct Factor.
3. The average measurement was not performed when the peak measured data under the limit of average detection. If the readings given are average, peak measurement should also be supplied.
4. The fundamental for reference only, it’s not restricted by unwanted emission limit.

\Model No	APL54X	Site	CB2-H
Test Voltage	AC 120V/60Hz	Test Date	2021/3/8
Test Mode	Mode 3: Transmit CDD_PoE Mode	Engineer	Ling Chen
Polarity	Horizontal	Temperature (℃)	21.5
Test Condition	802.11a,Ant0+1,Ch 149,5.745G,BW20M	Humidity (%RH)	51.0

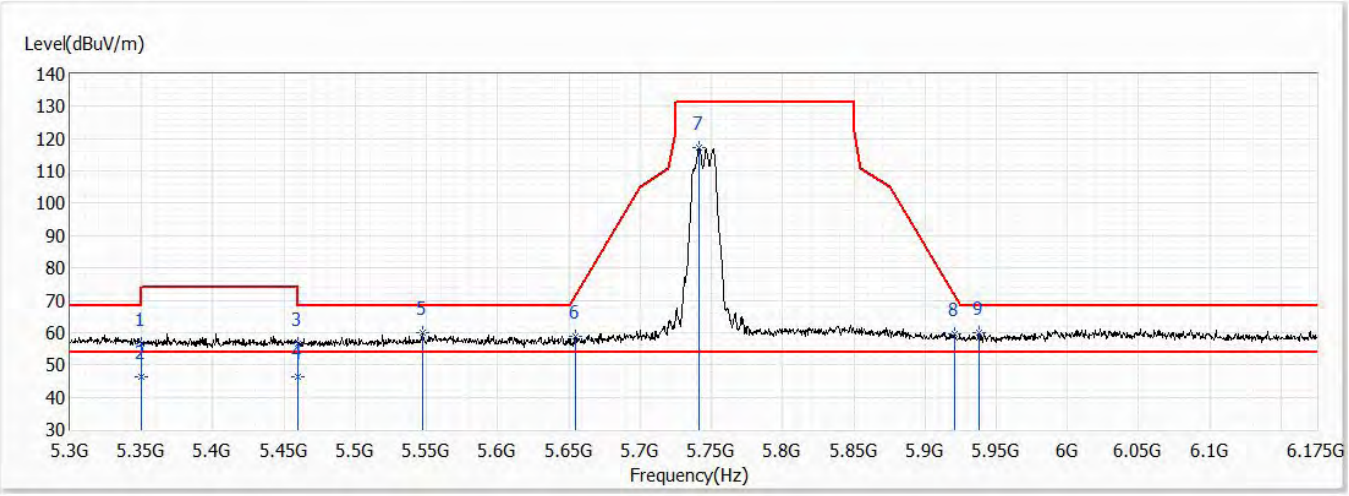

No	Frequency (MHz)	Emission Level (dBuV/m)	Limit (dBuV/m)	Margin (dB)	Reading Level (dBuV)	Correct Factor (dB)	Detector Type
1	5350.000	56.61	74.00	-17.39	31.81	24.80	PK
2	5350.000	46.15	54.00	-7.85	21.35	24.80	AV
3	5460.000	56.65	74.00	-17.35	31.66	24.99	PK
* 4	5460.000	46.22	54.00	-7.78	21.23	24.99	AV
5	5547.188	59.81	68.20	-8.39	34.61	25.20	PK
6	5654.813	58.96	71.78	-12.82	33.44	25.52	PK
7	5741.000	117.19	131.20	-14.01	91.43	25.76	PK
8	5921.250	59.63	70.96	-11.33	33.34	26.29	PK
9	5938.313	60.14	68.20	-8.06	33.80	26.34	PK

Note:

1. All reading above 1GHz is performed with peak and/or average measurements as necessary.
2. Emission Level = Reading Level + Correct Factor.
3. The average measurement was not performed when the peak measured data under the limit of average detection. If the readings given are average, peak measurement should also be supplied.
4. The fundamental for reference only, it’s not restricted by unwanted emission limit.

Model No	APL54X	Site	CB2-H
Test Voltage	AC 120V/60Hz	Test Date	2021/3/8
Test Mode	Mode 3: Transmit CDD_PoE Mode	Engineer	Ling Chen
Polarity	Vertical	Temperature (℃)	21.5
Test Condition	802.11a,Ant0+1,Ch 149,5.745G,BW20M	Humidity (%RH)	51.0

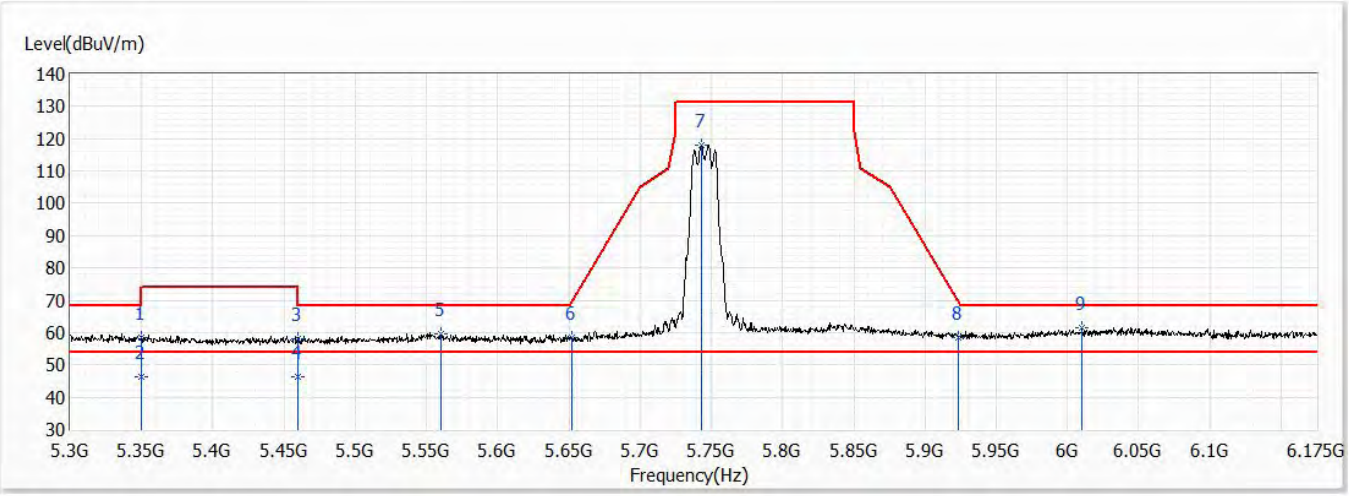

No	Frequency (MHz)	Emission Level (dBuV/m)	Limit (dBuV/m)	Margin (dB)	Reading Level (dBuV)	Correct Factor (dB)	Detector Type
1	5350.000	58.46	74.00	-15.54	33.66	24.80	PK
2	5350.000	46.23	54.00	-7.77	21.43	24.80	AV
3	5460.000	57.97	74.00	-16.03	32.98	24.99	PK
4	5460.000	46.15	54.00	-7.85	21.16	24.99	AV
5	5560.313	59.66	68.20	-8.54	34.41	25.25	PK
6	5652.188	58.43	69.83	-11.40	32.92	25.51	PK
7	5743.188	117.99	131.20	-13.21	92.21	25.78	PK
8	5923.000	58.62	69.67	-11.05	32.33	26.29	PK
* 9	6010.500	61.67	68.20	-6.53	35.10	26.57	PK

Note:

1. All reading above 1GHz is performed with peak and/or average measurements as necessary.
2. Emission Level = Reading Level + Correct Factor.
3. The average measurement was not performed when the peak measured data under the limit of average detection. If the readings given are average, peak measurement should also be supplied.
4. The fundamental for reference only, it’s not restricted by unwanted emission limit.

Model No	APL54X	Site	CB2-H
Test Voltage	AC 120V/60Hz	Test Date	2021/3/8
Test Mode	Mode 3: Transmit CDD_PoE Mode	Engineer	Scott Chang
Polarity	Horizontal	Temperature (℃)	21.5
Test Condition	802.11a,Ant0+1,Ch 157,5.785G,BW20M	Humidity (%RH)	51.0

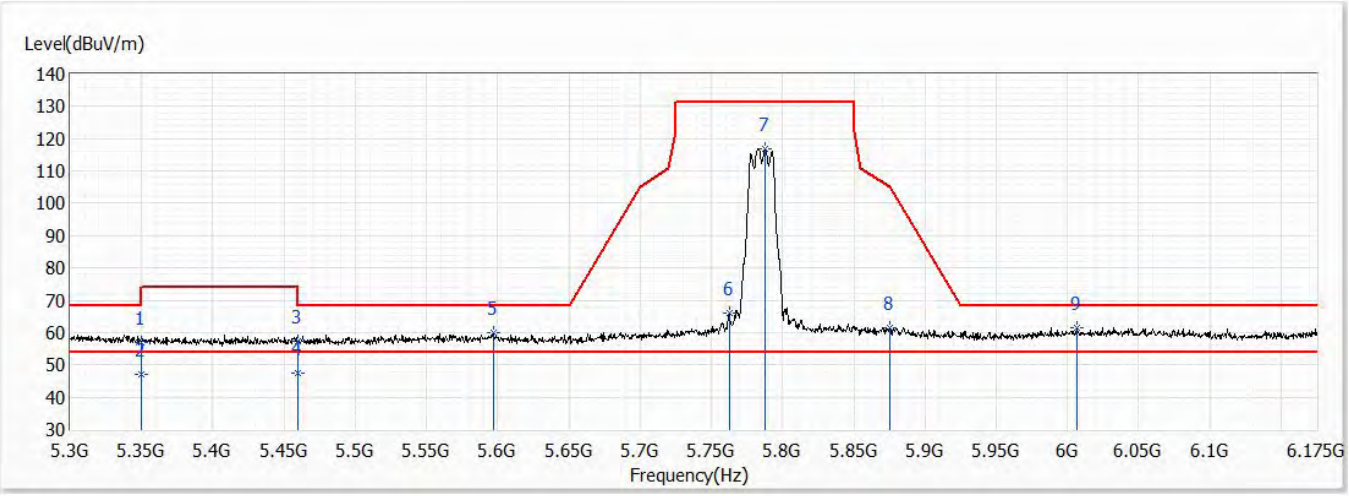

No	Frequency (MHz)	Emission Level (dBuV/m)	Limit (dBuV/m)	Margin (dB)	Reading Level (dBuV)	Correct Factor (dB)	Detector Type
1	5350.000	57.12	74.00	-16.88	32.32	24.80	PK
2	5350.000	47.11	54.00	-6.89	22.31	24.80	AV
3	5460.000	57.16	74.00	-16.84	32.17	24.99	PK
4	5460.000	47.31	54.00	-6.69	22.32	24.99	AV
5	5597.063	59.90	68.20	-8.30	34.55	25.35	PK
6	5762.438	66.02	131.20	-65.18	40.19	25.83	PK
7	5787.813	117.01	131.20	-14.19	91.11	25.90	PK
8	5875.313	61.43	104.97	-43.54	35.26	26.17	PK
* 9	6006.563	61.52	68.20	-6.68	34.97	26.55	PK

Note:

1. All reading above 1GHz is performed with peak and/or average measurements as necessary.
2. Emission Level = Reading Level + Correct Factor.
3. The average measurement was not performed when the peak measured data under the limit of average detection. If the readings given are average, peak measurement should also be supplied.
4. The fundamental for reference only, it’s not restricted by unwanted emission limit.

Model No	APL54X	Site	CB2-H
Test Voltage	AC 120V/60Hz	Test Date	2021/3/8
Test Mode	Mode 3: Transmit CDD_PoE Mode	Engineer	Scott Chang
Polarity	Vertical	Temperature (℃)	21.5
Test Condition	802.11a,Ant0+1,Ch 157,5.785G,BW20M	Humidity (%RH)	51.0

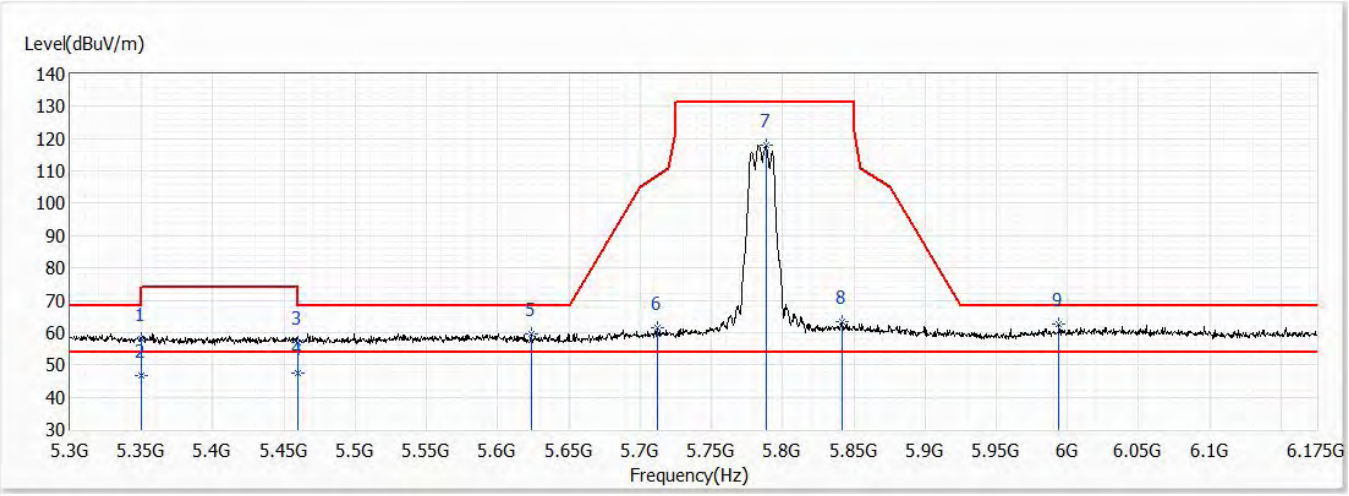

No	Frequency (MHz)	Emission Level (dBuV/m)	Limit (dBuV/m)	Margin (dB)	Reading Level (dBuV)	Correct Factor (dB)	Detector Type
1	5350.000	58.10	74.00	-15.90	33.30	24.80	PK
2	5350.000	46.77	54.00	-7.23	21.97	24.80	AV
3	5460.000	56.87	74.00	-17.13	31.88	24.99	PK
4	5460.000	47.31	54.00	-6.69	22.32	24.99	AV
5	5623.313	59.72	68.20	-8.48	34.30	25.42	PK
6	5712.125	61.47	108.60	-47.12	35.78	25.69	PK
7	5788.250	118.00	131.20	-13.20	92.10	25.90	PK
8	5841.625	63.54	131.20	-67.66	37.49	26.05	PK
* 9	5993.875	62.53	68.20	-5.67	36.02	26.51	PK

Note:

1. All reading above 1GHz is performed with peak and/or average measurements as necessary.
2. Emission Level = Reading Level + Correct Factor.
3. The average measurement was not performed when the peak measured data under the limit of average detection. If the readings given are average, peak measurement should also be supplied.
4. The fundamental for reference only, it’s not restricted by unwanted emission limit.

Model No	APL54X	Site	CB2-H
Test Voltage	AC 120V/60Hz	Test Date	2021/3/8
Test Mode	Mode 3: Transmit CDD_PoE Mode	Engineer	Scott Chang
Polarity	Horizontal	Temperature (℃)	21.5
Test Condition	802.11a,Ant0+1,Ch 165,5.825G,BW20M	Humidity (%RH)	51.0

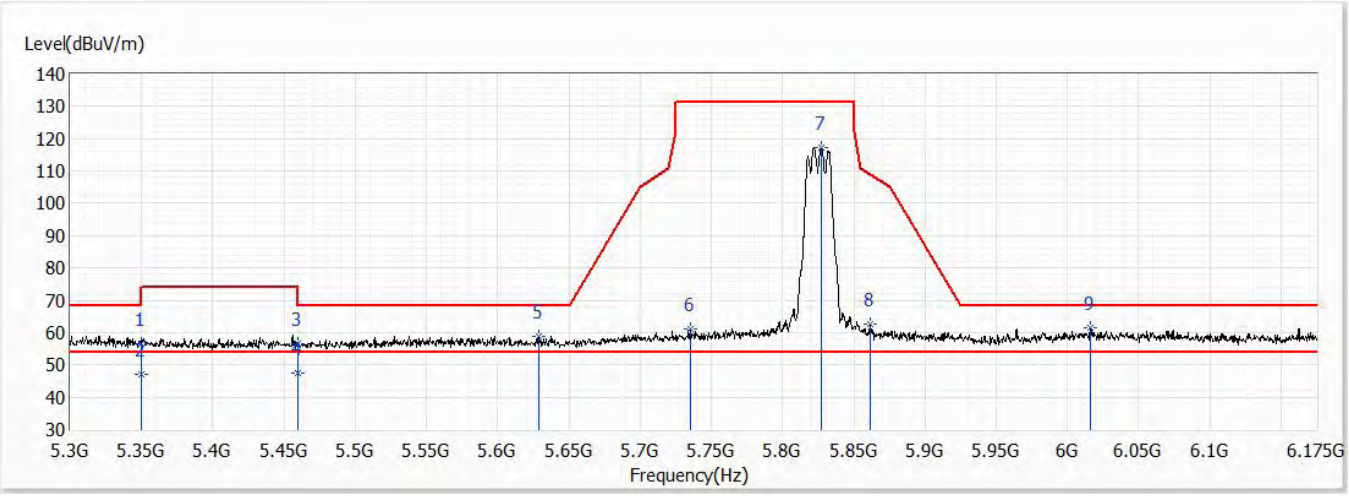

No	Frequency (MHz)	Emission Level (dBuV/m)	Limit (dBuV/m)	Margin (dB)	Reading Level (dBuV)	Correct Factor (dB)	Detector Type
1	5350.000	56.56	74.00	-17.44	31.76	24.80	PK
2	5350.000	47.10	54.00	-6.90	22.30	24.80	AV
3	5460.000	56.56	74.00	-17.44	31.57	24.99	PK
4	5460.000	47.36	54.00	-6.64	22.37	24.99	AV
5	5629.000	58.94	68.20	-9.26	33.50	25.44	PK
6	5735.750	61.04	131.20	-70.16	35.29	25.75	PK
7	5827.188	117.31	131.20	-13.89	91.29	26.02	PK
8	5861.750	62.67	108.91	-46.24	36.55	26.12	PK
* 9	6015.750	61.57	68.20	-6.63	34.98	26.59	PK

Note:

1. All reading above 1GHz is performed with peak and/or average measurements as necessary.
2. Emission Level = Reading Level + Correct Factor.
3. The average measurement was not performed when the peak measured data under the limit of average detection. If the readings given are average, peak measurement should also be supplied.
4. The fundamental for reference only, it’s not restricted by unwanted emission limit.

Model No	APL54X	Site	CB2-H
Test Voltage	AC 120V/60Hz	Test Date	2021/3/8
Test Mode	Mode 3: Transmit CDD_PoE Mode	Engineer	Scott Chang
Polarity	Vertical	Temperature (℃)	21.5
Test Condition	802.11a,Ant0+1,Ch 165,5.825G,BW20M	Humidity (%RH)	51.0

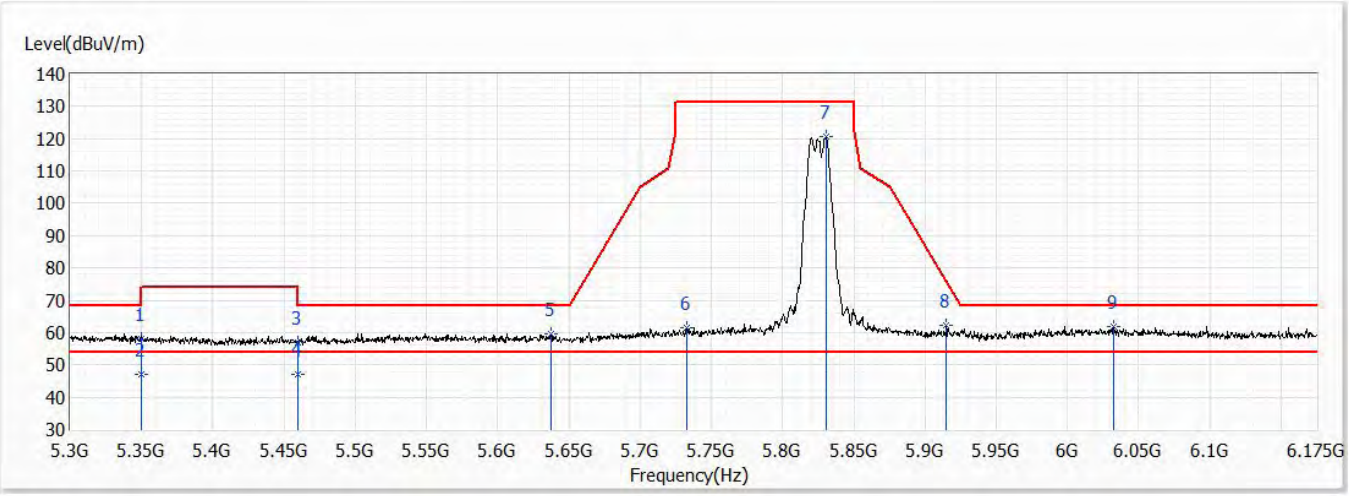

No	Frequency (MHz)	Emission Level (dBuV/m)	Limit (dBuV/m)	Margin (dB)	Reading Level (dBuV)	Correct Factor (dB)	Detector Type
1	5350.000	58.11	74.00	-15.89	33.31	24.80	PK
2	5350.000	47.10	54.00	-6.90	22.30	24.80	AV
3	5460.000	56.75	74.00	-17.25	31.76	24.99	PK
4	5460.000	46.88	54.00	-7.12	21.89	24.99	AV
5	5637.750	59.46	68.20	-8.74	33.99	25.47	PK
6	5733.125	61.48	131.20	-69.72	35.73	25.75	PK
7	5830.250	120.50	131.20	-10.70	94.47	26.03	PK
8	5915.125	62.29	75.48	-13.19	36.01	26.28	PK
* 9	6032.375	61.89	68.20	-6.31	35.22	26.67	PK

Note:

1. All reading above 1GHz is performed with peak and/or average measurements as necessary.
2. Emission Level = Reading Level + Correct Factor.
3. The average measurement was not performed when the peak measured data under the limit of average detection. If the readings given are average, peak measurement should also be supplied.
4. The fundamental for reference only, it’s not restricted by unwanted emission limit.

Model No	APL54X	Site	CB2-H
Test Voltage	AC 120V/60Hz	Test Date	2021/3/6
Test Mode	Mode 2: Transmit RU Full_PoE Mode	Engineer	Ling Chen
Polarity	Horizontal	Temperature (℃)	21.5
Test Condition	802.11ax,Ant0+1,Ch 36,5.18G,BW20M	Humidity (%RH)	51.0

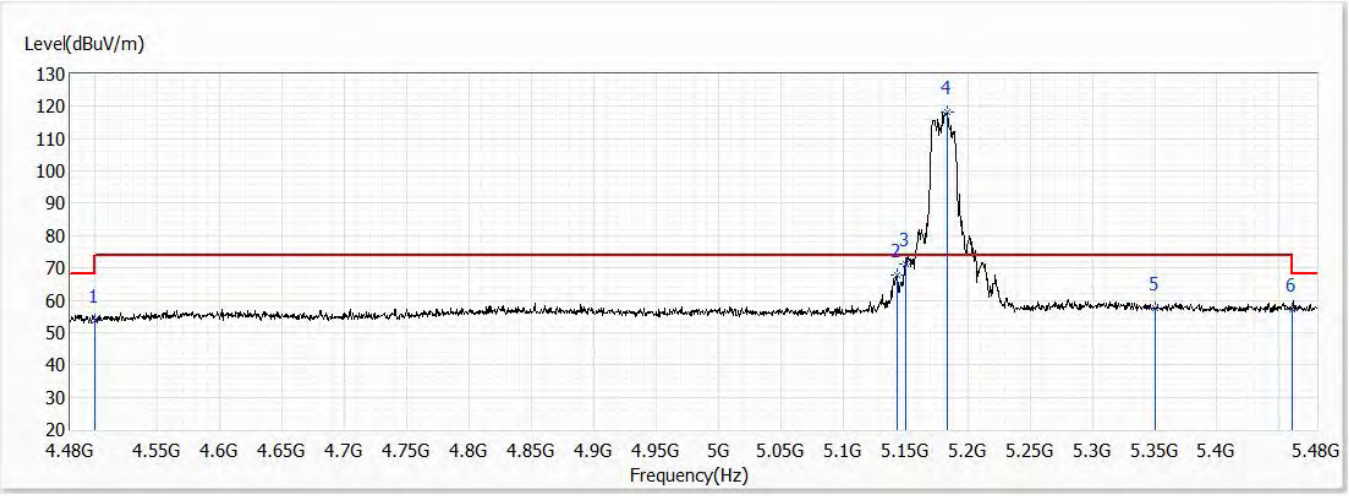

No	Frequency (MHz)	Emission Level (dBuV/m)	Limit (dBuV/m)	Margin (dB)	Reading Level (dBuV)	Correct Factor (dB)	Detector Type
1	4500.000	53.90	74.00	-20.10	30.23	23.67	PK
2	5143.000	67.98	74.00	-6.02	43.55	24.43	PK
3	5150.000	71.03	74.00	-2.97	46.59	24.44	PK
! 4	5183.500	118.25	74.00	44.25	93.75	24.50	PK
5	5350.000	57.44	74.00	-16.56	32.64	24.80	PK
6	5460.000	57.11	74.00	-16.89	32.12	24.99	PK

Note:

1. All reading above 1GHz is performed with peak and/or average measurements as necessary.
2. Emission Level = Reading Level + Correct Factor.
3. The average measurement was not performed when the peak measured data under the limit of average detection. If the readings given are average, peak measurement should also be supplied.
4. The fundamental for reference only, it’s not restricted by unwanted emission limit.

Model No	APL54X	Site	CB2-H
Test Voltage	AC 120V/60Hz	Test Date	2021/3/6
Test Mode	Mode 2: Transmit RU Full_PoE Mode	Engineer	Ling Chen
Polarity	Horizontal	Temperature (℃)	21.5
Test Condition	802.11ax,Ant0+1,Ch 36,5.18G,BW20M	Humidity (%RH)	51.0

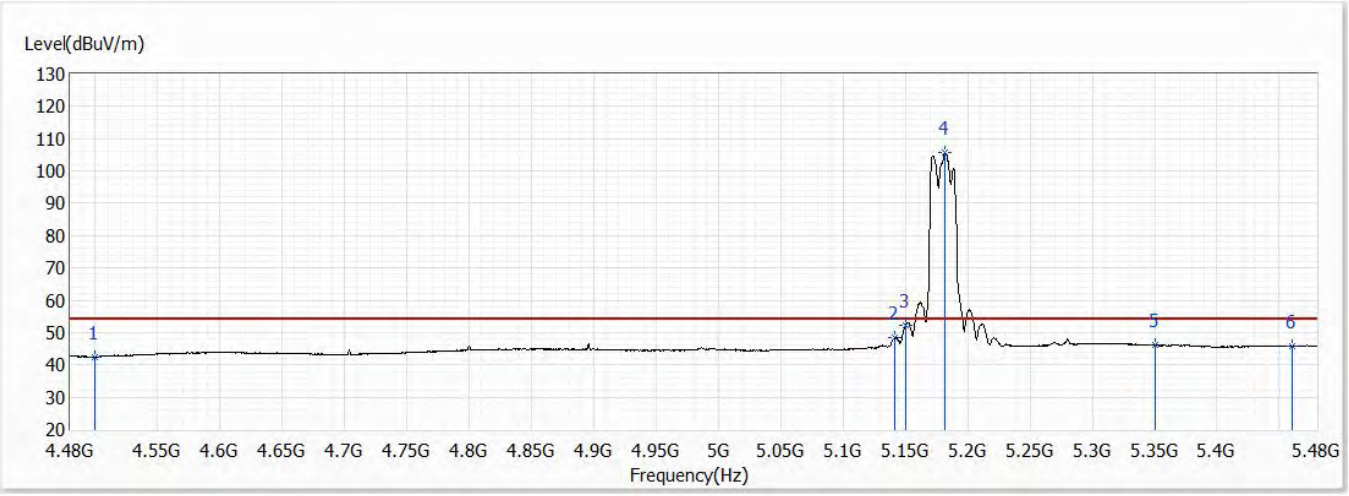

No	Frequency (MHz)	Emission Level (dBuV/m)	Limit (dBuV/m)	Margin (dB)	Reading Level (dBuV)	Correct Factor (dB)	Detector Type
1	4500.000	42.49	54.00	-11.51	18.82	23.67	AV
2	5141.500	48.30	54.00	-5.70	23.87	24.43	AV
3	5150.000	52.17	54.00	-1.83	27.73	24.44	AV
! 4	5182.000	105.82	54.00	51.82	81.32	24.50	AV
5	5350.000	46.24	54.00	-7.76	21.44	24.80	AV
6	5460.000	45.69	54.00	-8.31	20.70	24.99	AV

Note:

1. All reading above 1GHz is performed with peak and/or average measurements as necessary.
2. Emission Level = Reading Level + Correct Factor.
3. The average measurement was not performed when the peak measured data under the limit of average detection. If the readings given are average, peak measurement should also be supplied.
4. The fundamental for reference only, it’s not restricted by unwanted emission limit.

Model No	APL54X	Site	CB2-H
Test Voltage	AC 120V/60Hz	Test Date	2021/3/6
Test Mode	Mode 2: Transmit RU Full_PoE Mode	Engineer	Ling Chen
Polarity	Vertical	Temperature (℃)	21.5
Test Condition	802.11ax,Ant0+1,Ch 36,5.18G,BW20M	Humidity (%RH)	51.0

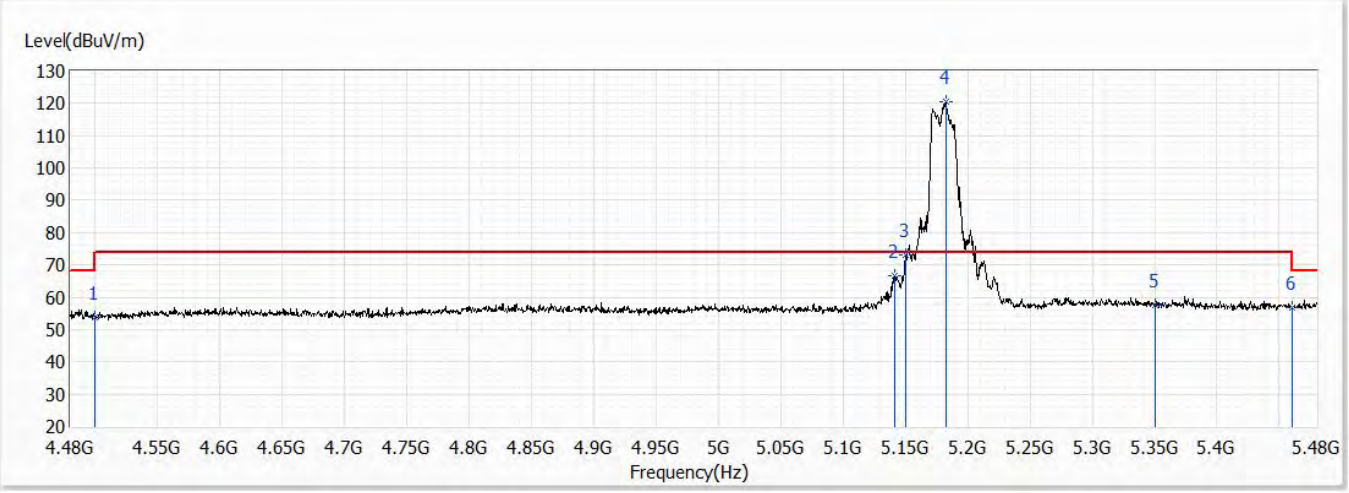

No	Frequency (MHz)	Emission Level (dBuV/m)	Limit (dBuV/m)	Margin (dB)	Reading Level (dBuV)	Correct Factor (dB)	Detector Type
1	4500.000	53.59	74.00	-20.41	29.92	23.67	PK
2	5141.500	66.65	74.00	-7.35	42.22	24.43	PK
3	5150.000	72.93	74.00	-1.07	48.49	24.44	PK
! 4	5182.500	120.40	74.00	46.40	95.90	24.50	PK
5	5350.000	57.66	74.00	-16.34	32.86	24.80	PK
6	5460.000	56.81	74.00	-17.19	31.82	24.99	PK

Note:

1. All reading above 1GHz is performed with peak and/or average measurements as necessary.
2. Emission Level = Reading Level + Correct Factor.
3. The average measurement was not performed when the peak measured data under the limit of average detection. If the readings given are average, peak measurement should also be supplied.
4. The fundamental for reference only, it’s not restricted by unwanted emission limit.

Model No	APL54X	Site	CB2-H
Test Voltage	AC 120V/60Hz	Test Date	2021/3/6
Test Mode	Mode 2: Transmit RU Full_PoE Mode	Engineer	Ling Chen
Polarity	Vertical	Temperature (℃)	21.5
Test Condition	802.11ax,Ant0+1,Ch 36,5.18G,BW20M	Humidity (%RH)	51.0

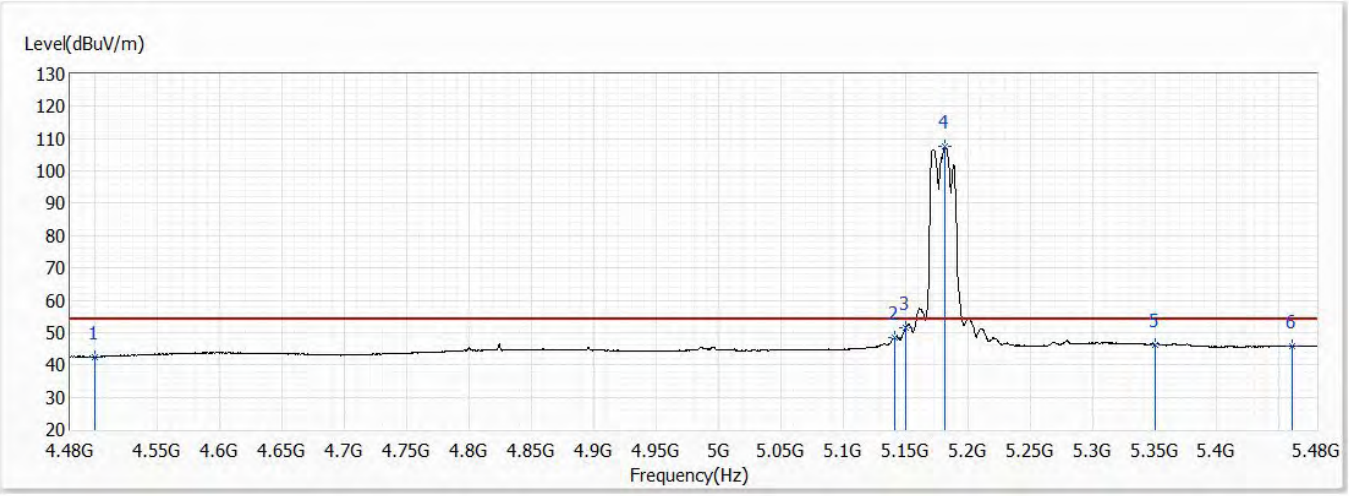

No	Frequency (MHz)	Emission Level (dBuV/m)	Limit (dBuV/m)	Margin (dB)	Reading Level (dBuV)	Correct Factor (dB)	Detector Type
1	4500.000	42.38	54.00	-11.62	18.71	23.67	AV
2	5141.500	48.63	54.00	-5.37	24.20	24.43	AV
3	5150.000	51.66	54.00	-2.34	27.22	24.44	AV
! 4	5182.000	107.71	54.00	53.71	83.21	24.50	AV
5	5350.000	46.29	54.00	-7.71	21.49	24.80	AV
6	5460.000	45.79	54.00	-8.21	20.80	24.99	AV

Note:

1. All reading above 1GHz is performed with peak and/or average measurements as necessary.
2. Emission Level = Reading Level + Correct Factor.
3. The average measurement was not performed when the peak measured data under the limit of average detection. If the readings given are average, peak measurement should also be supplied.
4. The fundamental for reference only, it’s not restricted by unwanted emission limit.

Model No	APL54X	Site	CB2-H
Test Voltage	AC 120V/60Hz	Test Date	2021/3/6
Test Mode	Mode 2: Transmit RU Full_PoE Mode	Engineer	Ling Chen
Polarity	Horizontal	Temperature (℃)	21.5
Test Condition	802.11ax,Ant0+1,Ch 44,5.22G,BW20M	Humidity (%RH)	51.0

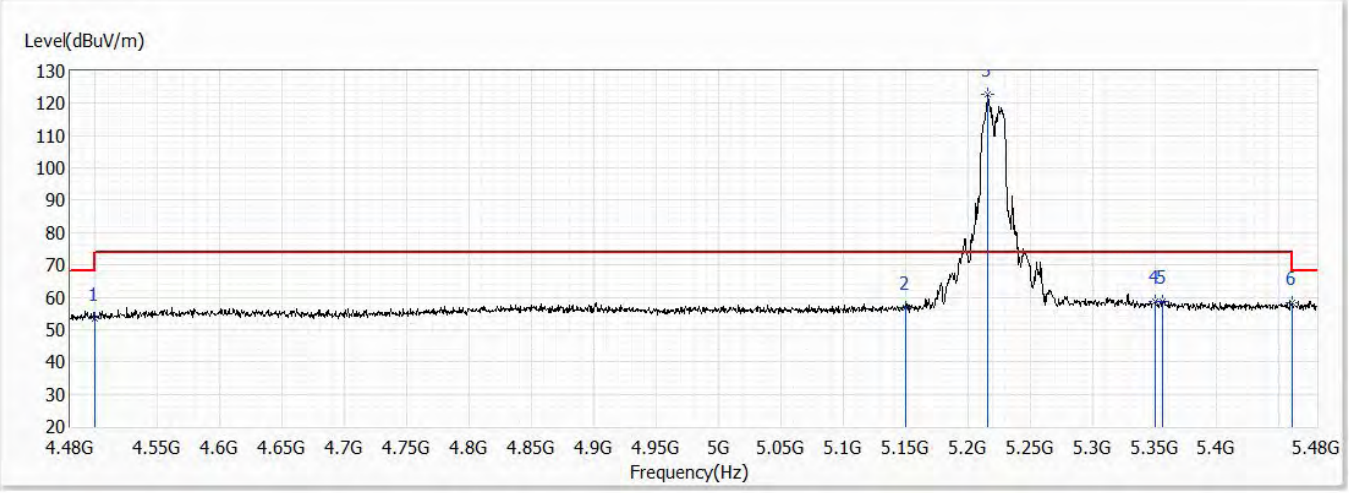

No	Frequency (MHz)	Emission Level (dBuV/m)	Limit (dBuV/m)	Margin (dB)	Reading Level (dBuV)	Correct Factor (dB)	Detector Type
1	4500.000	53.53	74.00	-20.47	29.86	23.67	PK
2	5150.000	56.81	74.00	-17.19	32.37	24.44	PK
! 3	5216.500	122.66	74.00	48.66	98.10	24.56	PK
4	5350.000	58.54	74.00	-15.46	33.74	24.80	PK
5	5356.500	58.73	74.00	-15.27	33.92	24.81	PK
6	5460.000	58.43	74.00	-15.57	33.44	24.99	PK

Note:

1. All reading above 1GHz is performed with peak and/or average measurements as necessary.
2. Emission Level = Reading Level + Correct Factor.
3. The average measurement was not performed when the peak measured data under the limit of average detection. If the readings given are average, peak measurement should also be supplied.
4. The fundamental for reference only, it’s not restricted by unwanted emission limit.

Model No	APL54X	Site	CB2-H
Test Voltage	AC 120V/60Hz	Test Date	2021/3/6
Test Mode	Mode 2: Transmit RU Full_PoE Mode	Engineer	Ling Chen
Polarity	Horizontal	Temperature (℃)	21.5
Test Condition	802.11ax,Ant0+1,Ch 44,5.22G,BW20M	Humidity (%RH)	51.0

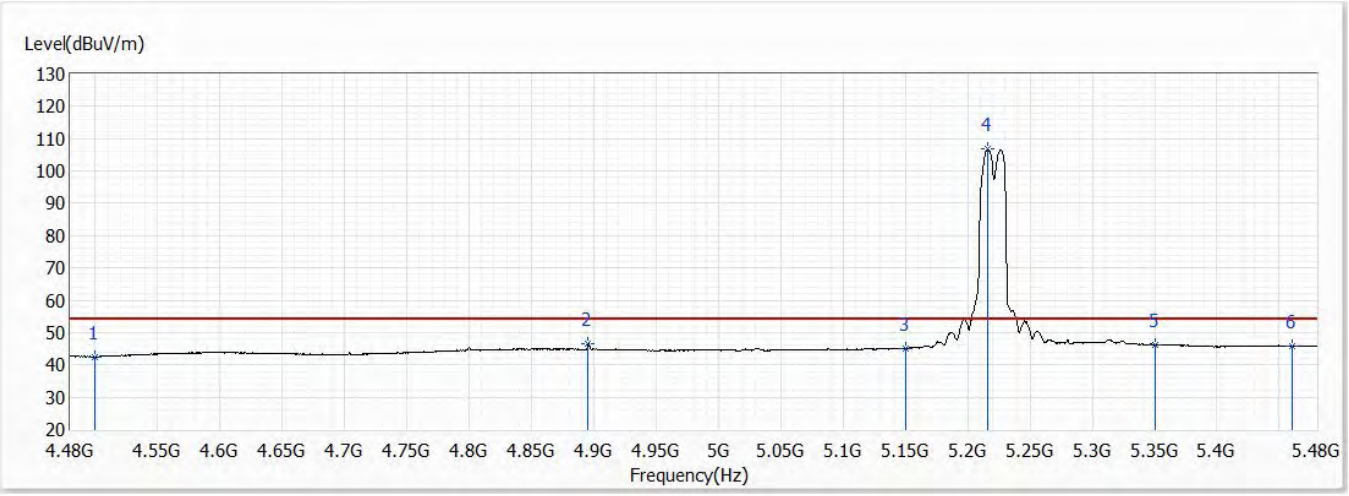

No	Frequency (MHz)	Emission Level (dBuV/m)	Limit (dBuV/m)	Margin (dB)	Reading Level (dBuV)	Correct Factor (dB)	Detector Type
1	4500.000	42.46	54.00	-11.54	18.79	23.67	AV
2	4895.500	46.38	54.00	-7.62	22.31	24.07	AV
3	5150.000	45.10	54.00	-8.90	20.66	24.44	AV
! 4	5216.500	106.70	54.00	52.70	82.14	24.56	AV
5	5350.000	46.27	54.00	-7.73	21.47	24.80	AV
6	5460.000	45.83	54.00	-8.17	20.84	24.99	AV

Note:

1. All reading above 1GHz is performed with peak and/or average measurements as necessary.
2. Emission Level = Reading Level + Correct Factor.
3. The average measurement was not performed when the peak measured data under the limit of average detection. If the readings given are average, peak measurement should also be supplied.
4. The fundamental for reference only, it’s not restricted by unwanted emission limit.

Model No	APL54X	Site	CB2-H
Test Voltage	AC 120V/60Hz	Test Date	2021/3/6
Test Mode	Mode 2: Transmit RU Full_PoE Mode	Engineer	Ling Chen
Polarity	Vertical	Temperature (℃)	21.5
Test Condition	802.11ax,Ant0+1,Ch 44,5.22G,BW20M	Humidity (%RH)	51.0

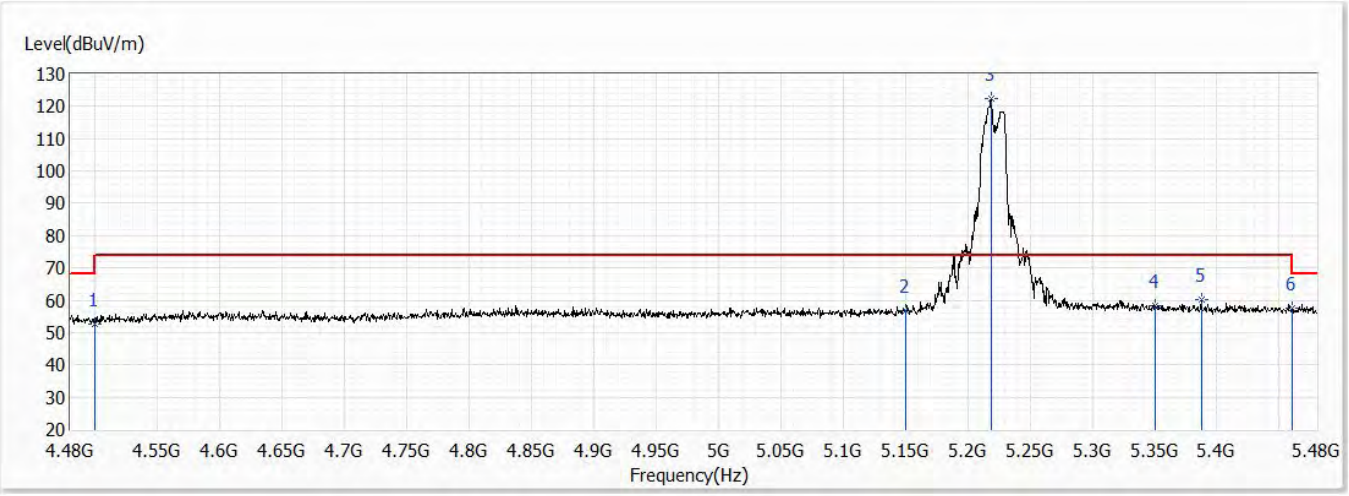

No	Frequency (MHz)	Emission Level (dBuV/m)	Limit (dBuV/m)	Margin (dB)	Reading Level (dBuV)	Correct Factor (dB)	Detector Type
1	4500.000	52.68	74.00	-21.32	29.01	23.67	PK
2	5150.000	56.92	74.00	-17.08	32.48	24.44	PK
! 3	5218.500	122.57	74.00	48.57	98.01	24.56	PK
4	5350.000	58.14	74.00	-15.86	33.34	24.80	PK
5	5387.500	60.14	74.00	-13.86	35.27	24.87	PK
6	5460.000	57.37	74.00	-16.63	32.38	24.99	PK

Note:

1. All reading above 1GHz is performed with peak and/or average measurements as necessary.
2. Emission Level = Reading Level + Correct Factor.
3. The average measurement was not performed when the peak measured data under the limit of average detection. If the readings given are average, peak measurement should also be supplied.
4. The fundamental for reference only, it’s not restricted by unwanted emission limit.

Model No	APL54X	Site	CB2-H
Test Voltage	AC 120V/60Hz	Test Date	2021/3/6
Test Mode	Mode 2: Transmit RU Full_PoE Mode	Engineer	Ling Chen
Polarity	Vertical	Temperature (℃)	21.5
Test Condition	802.11ax,Ant0+1,Ch 44,5.22G,BW20M	Humidity (%RH)	51.0

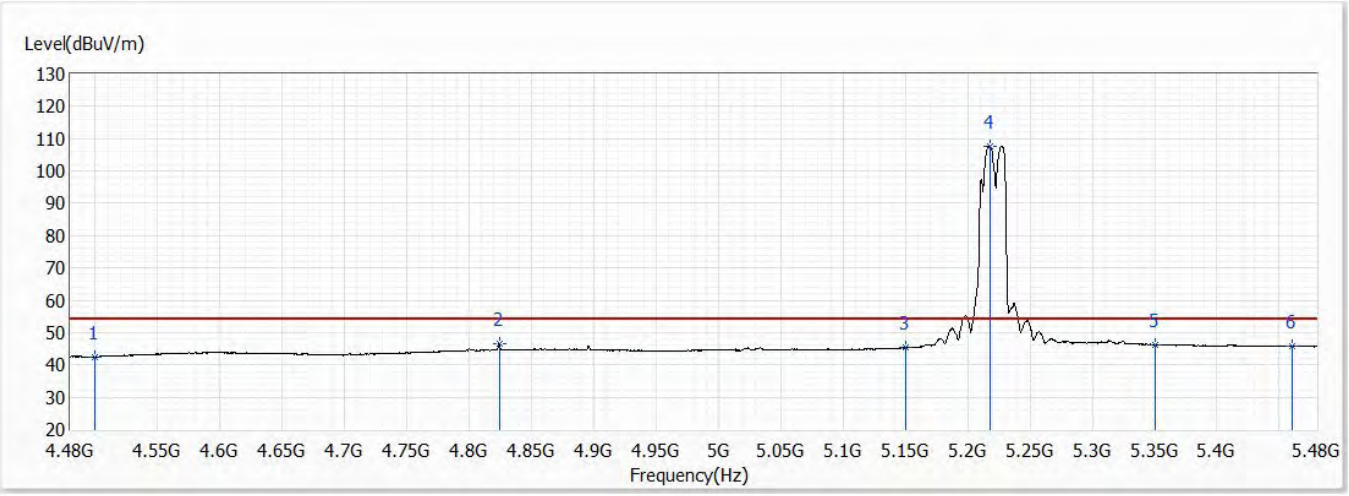

No	Frequency (MHz)	Emission Level (dBuV/m)	Limit (dBuV/m)	Margin (dB)	Reading Level (dBuV)	Correct Factor (dB)	Detector Type
1	4500.000	42.47	54.00	-11.53	18.80	23.67	AV
2	4824.000	46.45	54.00	-7.55	22.46	23.99	AV
3	5150.000	45.28	54.00	-8.72	20.84	24.44	AV
! 4	5217.500	107.76	54.00	53.76	83.20	24.56	AV
5	5350.000	46.26	54.00	-7.74	21.46	24.80	AV
6	5460.000	45.72	54.00	-8.28	20.73	24.99	AV

Note:

1. All reading above 1GHz is performed with peak and/or average measurements as necessary.
2. Emission Level = Reading Level + Correct Factor.
3. The average measurement was not performed when the peak measured data under the limit of average detection. If the readings given are average, peak measurement should also be supplied.
4. The fundamental for reference only, it’s not restricted by unwanted emission limit.

Model No	APL54X	Site	CB2-H
Test Voltage	AC 120V/60Hz	Test Date	2021/3/6
Test Mode	Mode 2: Transmit RU Full_PoE Mode	Engineer	Ling Chen
Polarity	Horizontal	Temperature (℃)	21.5
Test Condition	802.11ax,Ant0+1,Ch 48,5.24G,BW20M	Humidity (%RH)	51.0

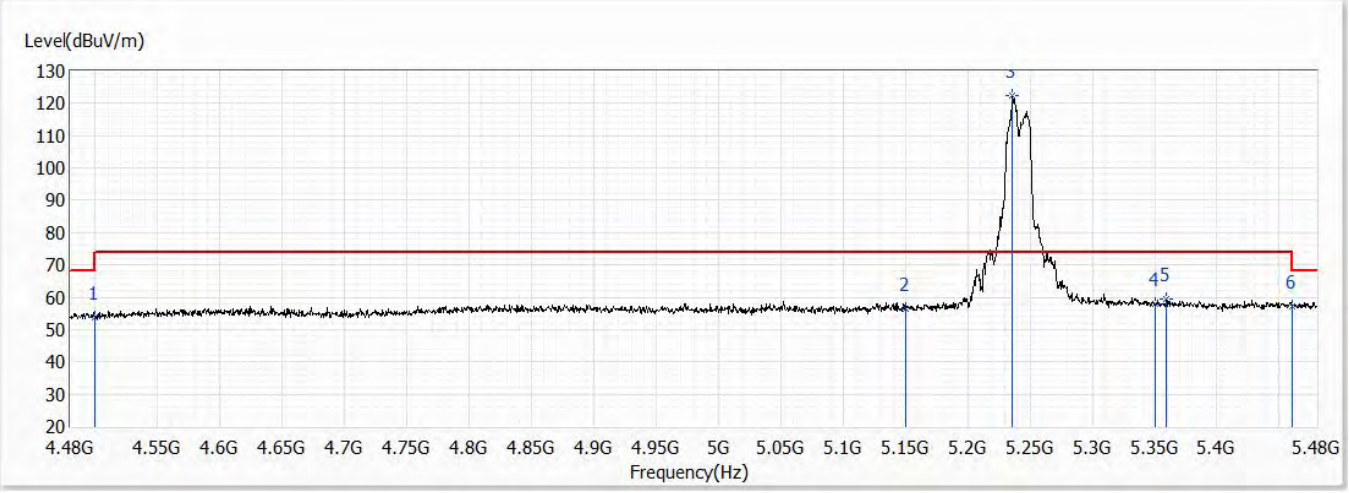

No	Frequency (MHz)	Emission Level (dBuV/m)	Limit (dBuV/m)	Margin (dB)	Reading Level (dBuV)	Correct Factor (dB)	Detector Type
1	4500.000	53.61	74.00	-20.39	29.94	23.67	PK
2	5150.000	56.44	74.00	-17.56	32.00	24.44	PK
! 3	5236.000	122.33	74.00	48.33	97.73	24.60	PK
4	5350.000	57.83	74.00	-16.17	33.03	24.80	PK
5	5359.500	59.51	74.00	-14.49	34.70	24.81	PK
6	5460.000	57.10	74.00	-16.90	32.11	24.99	PK

Note:

1. All reading above 1GHz is performed with peak and/or average measurements as necessary.
2. Emission Level = Reading Level + Correct Factor.
3. The average measurement was not performed when the peak measured data under the limit of average detection. If the readings given are average, peak measurement should also be supplied.
4. The fundamental for reference only, it’s not restricted by unwanted emission limit.

Model No	APL54X	Site	CB2-H
Test Voltage	AC 120V/60Hz	Test Date	2021/3/6
Test Mode	Mode 2: Transmit RU Full_PoE Mode	Engineer	Ling Chen
Polarity	Horizontal	Temperature (℃)	21.5
Test Condition	802.11ax,Ant0+1,Ch 48,5.24G,BW20M	Humidity (%RH)	51.0

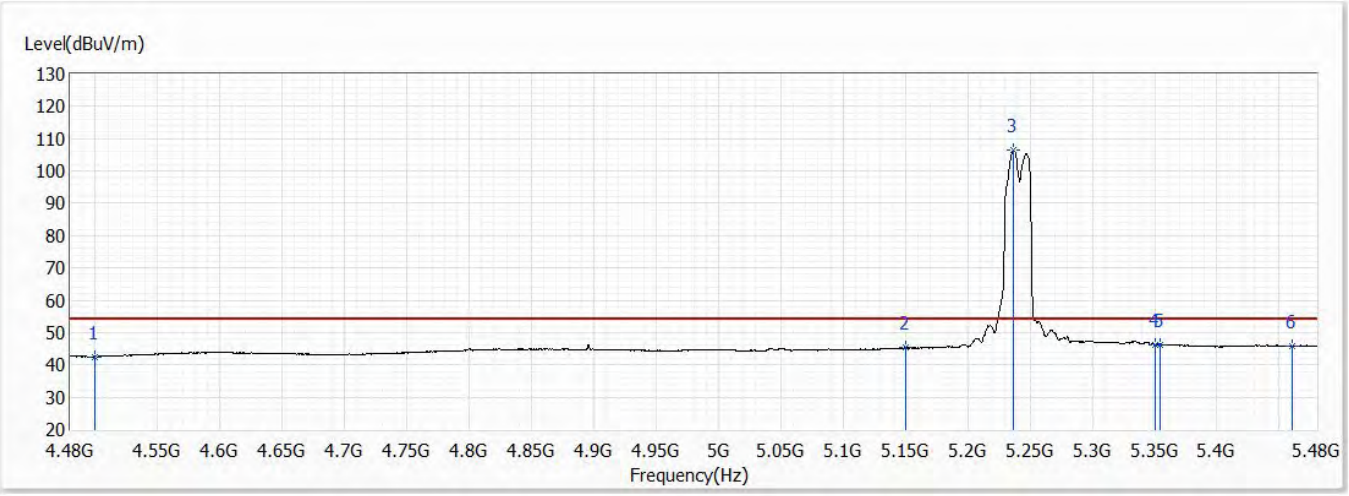

No	Frequency (MHz)	Emission Level (dBuV/m)	Limit (dBuV/m)	Margin (dB)	Reading Level (dBuV)	Correct Factor (dB)	Detector Type
1	4500.000	42.49	54.00	-11.51	18.82	23.67	AV
2	5150.000	45.24	54.00	-8.76	20.80	24.44	AV
! 3	5237.000	106.41	54.00	52.41	81.81	24.60	AV
4	5350.000	46.28	54.00	-7.72	21.48	24.80	AV
5	5354.000	46.36	54.00	-7.64	21.56	24.80	AV
6	5460.000	45.91	54.00	-8.09	20.92	24.99	AV

Note:

1. All reading above 1GHz is performed with peak and/or average measurements as necessary.
2. Emission Level = Reading Level + Correct Factor.
3. The average measurement was not performed when the peak measured data under the limit of average detection. If the readings given are average, peak measurement should also be supplied.
4. The fundamental for reference only, it’s not restricted by unwanted emission limit.

Model No	APL54X	Site	CB2-H
Test Voltage	AC 120V/60Hz	Test Date	2021/3/6
Test Mode	Mode 2: Transmit RU Full_PoE Mode	Engineer	Ling Chen
Polarity	Vertical	Temperature (℃)	21.5
Test Condition	802.11ax,Ant0+1,Ch 48,5.24G,BW20M	Humidity (%RH)	51.0

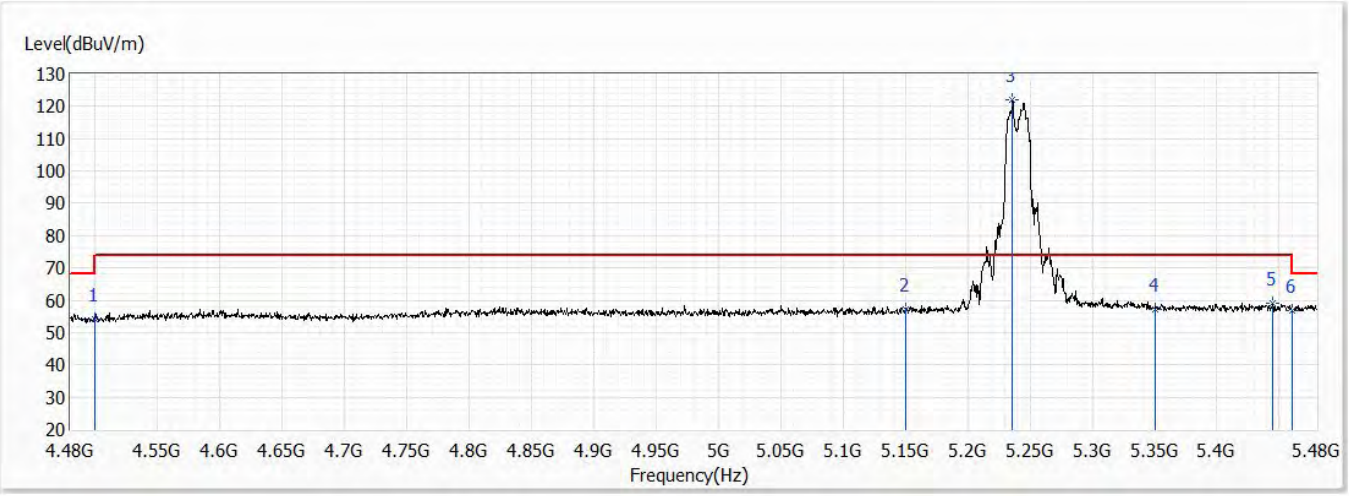

No	Frequency (MHz)	Emission Level (dBuV/m)	Limit (dBuV/m)	Margin (dB)	Reading Level (dBuV)	Correct Factor (dB)	Detector Type
1	4500.000	54.16	74.00	-19.84	30.49	23.67	PK
2	5150.000	57.00	74.00	-17.00	32.56	24.44	PK
! 3	5236.000	122.05	74.00	48.05	97.45	24.60	PK
4	5350.000	57.11	74.00	-16.89	32.31	24.80	PK
5	5445.000	59.06	74.00	-14.94	34.09	24.97	PK
6	5460.000	56.61	74.00	-17.39	31.62	24.99	PK

Note:

1. All reading above 1GHz is performed with peak and/or average measurements as necessary.
2. Emission Level = Reading Level + Correct Factor.
3. The average measurement was not performed when the peak measured data under the limit of average detection. If the readings given are average, peak measurement should also be supplied.
4. The fundamental for reference only, it’s not restricted by unwanted emission limit.

Model No	APL54X	Site	CB2-H
Test Voltage	AC 120V/60Hz	Test Date	2021/3/6
Test Mode	Mode 2: Transmit RU Full_PoE Mode	Engineer	Ling Chen
Polarity	Vertical	Temperature (℃)	21.5
Test Condition	802.11ax,Ant0+1,Ch 48,5.24G,BW20M	Humidity (%RH)	51.0

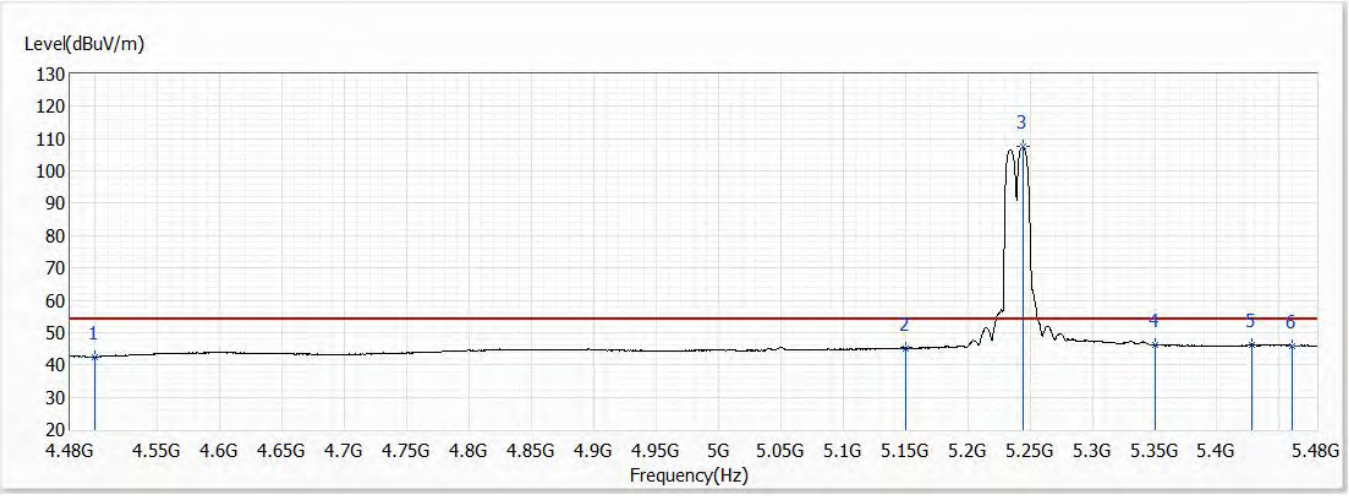

No	Frequency (MHz)	Emission Level (dBuV/m)	Limit (dBuV/m)	Margin (dB)	Reading Level (dBuV)	Correct Factor (dB)	Detector Type
1	4500.000	42.40	54.00	-11.60	18.73	23.67	AV
2	5150.000	45.19	54.00	-8.81	20.75	24.44	AV
! 3	5244.000	107.66	54.00	53.66	83.05	24.61	AV
4	5350.000	46.20	54.00	-7.80	21.40	24.80	AV
5	5427.500	46.33	54.00	-7.67	21.39	24.94	AV
6	5460.000	45.94	54.00	-8.06	20.95	24.99	AV

Note:

1. All reading above 1GHz is performed with peak and/or average measurements as necessary.
2. Emission Level = Reading Level + Correct Factor.
3. The average measurement was not performed when the peak measured data under the limit of average detection. If the readings given are average, peak measurement should also be supplied.
4. The fundamental for reference only, it’s not restricted by unwanted emission limit.

Model No	APL54X	Site	CB2-H
Test Voltage	AC 120V/60Hz	Test Date	2021/3/4
Test Mode	Mode 2: Transmit RU Full_PoE Mode	Engineer	Ling Chen
Polarity	Horizontal	Temperature (℃)	21.5
Test Condition	802.11ax,Ant0+1,Ch 38,5.19G,BW40M	Humidity (%RH)	51.0

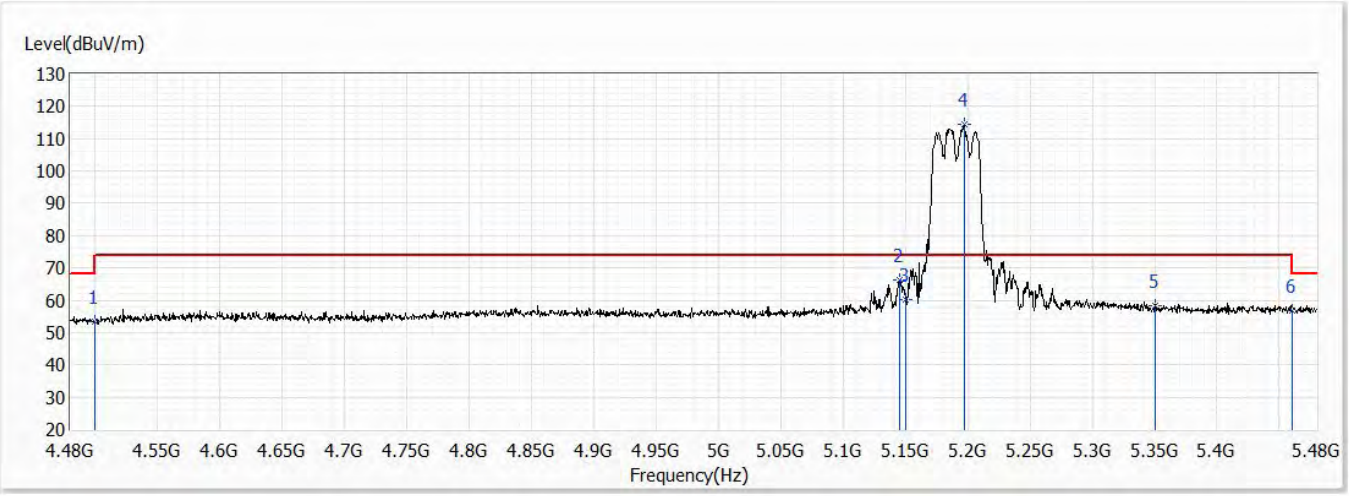

No	Frequency (MHz)	Emission Level (dBuV/m)	Limit (dBuV/m)	Margin (dB)	Reading Level (dBuV)	Correct Factor (dB)	Detector Type
1	4500.000	53.44	74.00	-20.56	29.77	23.67	PK
2	5145.000	66.16	74.00	-7.84	41.73	24.43	PK
3	5150.000	60.33	74.00	-13.67	35.89	24.44	PK
! 4	5197.000	114.50	74.00	40.50	89.97	24.53	PK
5	5350.000	58.28	74.00	-15.72	33.48	24.80	PK
6	5460.000	56.62	74.00	-17.38	31.63	24.99	PK

Note:

1. All reading above 1GHz is performed with peak and/or average measurements as necessary.
2. Emission Level = Reading Level + Correct Factor.
3. The average measurement was not performed when the peak measured data under the limit of average detection. If the readings given are average, peak measurement should also be supplied.
4. The fundamental for reference only, it’s not restricted by unwanted emission limit.

Model No	APL54X	Site	CB2-H
Test Voltage	AC 120V/60Hz	Test Date	2021/3/4
Test Mode	Mode 2: Transmit RU Full_PoE Mode	Engineer	Ling Chen
Polarity	Horizontal	Temperature (℃)	21.5
Test Condition	802.11ax,Ant0+1,Ch 38,5.19G,BW40M	Humidity (%RH)	51.0

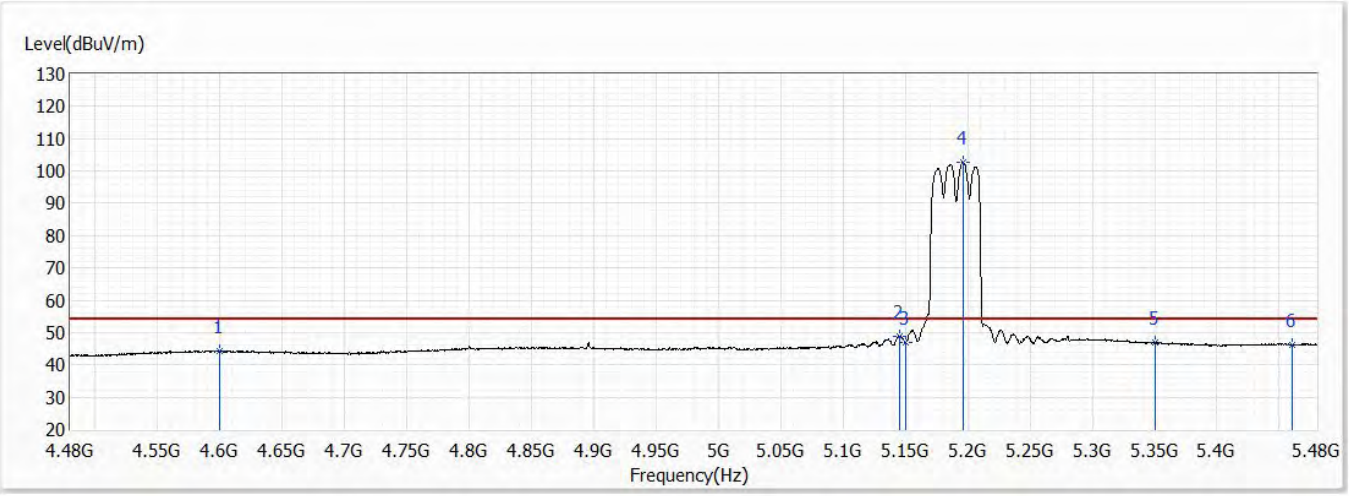

No	Frequency (MHz)	Emission Level (dBuV/m)	Limit (dBuV/m)	Margin (dB)	Reading Level (dBuV)	Correct Factor (dB)	Detector Type
1	4600.000	44.18	54.00	-9.82	20.41	23.77	AV
2	5145.500	48.95	54.00	-5.05	24.51	24.44	AV
3	5150.000	46.82	54.00	-7.18	22.38	24.44	AV
! 4	5196.000	102.67	54.00	48.67	78.14	24.53	AV
5	5350.000	46.85	54.00	-7.15	22.05	24.80	AV
6	5460.000	46.12	54.00	-7.88	21.13	24.99	AV

Note:

1. All reading above 1GHz is performed with peak and/or average measurements as necessary.
2. Emission Level = Reading Level + Correct Factor.
3. The average measurement was not performed when the peak measured data under the limit of average detection. If the readings given are average, peak measurement should also be supplied.
4. The fundamental for reference only, it’s not restricted by unwanted emission limit.

Model No	APL54X	Site	CB2-H
Test Voltage	AC 120V/60Hz	Test Date	2021/3/4
Test Mode	Mode 2: Transmit RU Full_PoE Mode	Engineer	Ling Chen
Polarity	Vertical	Temperature (℃)	21.5
Test Condition	802.11ax,Ant0+1,Ch 38,5.19G,BW40M	Humidity (%RH)	51.0

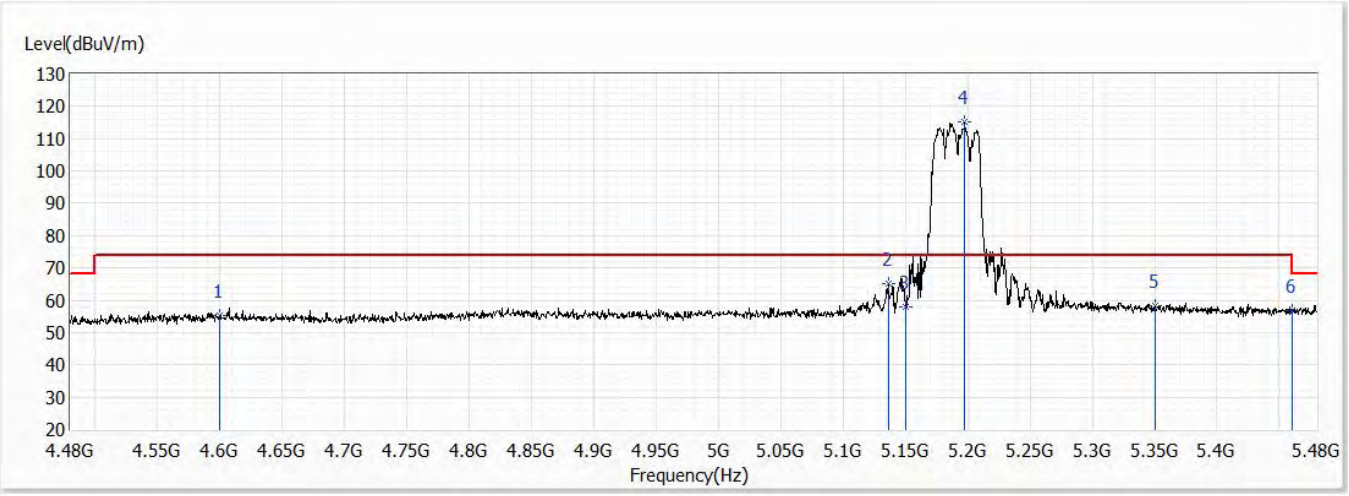

No	Frequency (MHz)	Emission Level (dBuV/m)	Limit (dBuV/m)	Margin (dB)	Reading Level (dBuV)	Correct Factor (dB)	Detector Type
1	4600.000	55.14	74.00	-18.86	31.37	23.77	PK
2	5136.500	65.26	74.00	-8.74	40.84	24.42	PK
3	5150.000	58.05	74.00	-15.95	33.61	24.44	PK
! 4	5197.500	115.21	74.00	41.21	90.68	24.53	PK
5	5350.000	58.17	74.00	-15.83	33.37	24.80	PK
6	5460.000	56.72	74.00	-17.28	31.73	24.99	PK

Note:

1. All reading above 1GHz is performed with peak and/or average measurements as necessary.
2. Emission Level = Reading Level + Correct Factor.
3. The average measurement was not performed when the peak measured data under the limit of average detection. If the readings given are average, peak measurement should also be supplied.
4. The fundamental for reference only, it’s not restricted by unwanted emission limit.

Model No	APL54X	Site	CB2-H
Test Voltage	AC 120V/60Hz	Test Date	2021/3/4
Test Mode	Mode 2: Transmit RU Full_PoE Mode	Engineer	Ling Chen
Polarity	Vertical	Temperature (℃)	21.5
Test Condition	802.11ax,Ant0+1,Ch 38,5.19G,BW40M	Humidity (%RH)	51.0

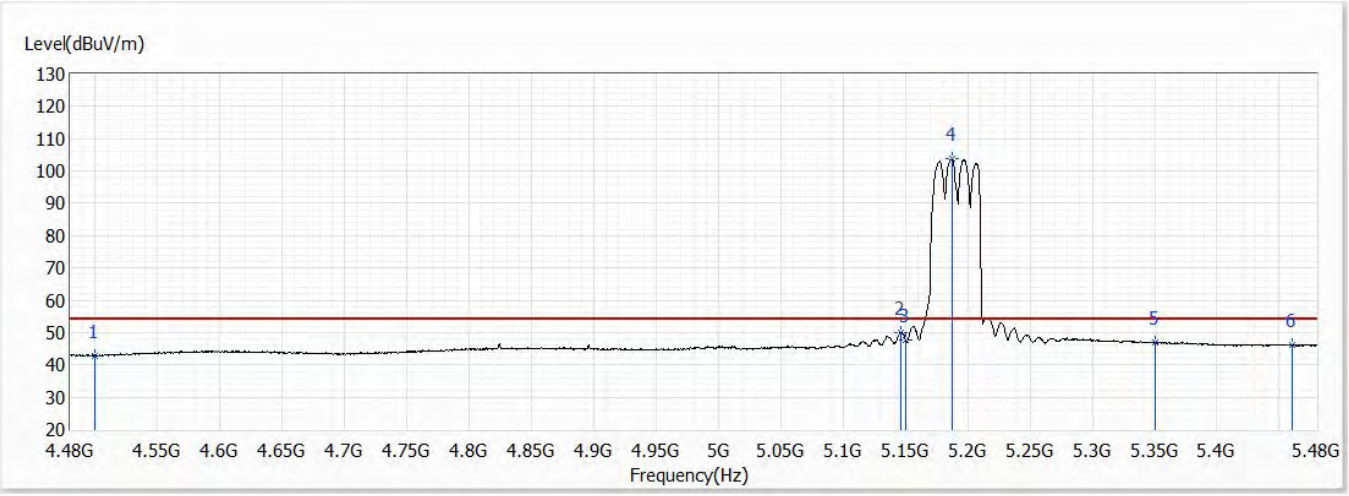

No	Frequency (MHz)	Emission Level (dBuV/m)	Limit (dBuV/m)	Margin (dB)	Reading Level (dBuV)	Correct Factor (dB)	Detector Type
1	4500.000	42.88	54.00	-11.12	19.21	23.67	AV
2	5146.000	49.92	54.00	-4.08	25.48	24.44	AV
3	5150.000	47.87	54.00	-6.13	23.43	24.44	AV
! 4	5188.000	103.65	54.00	49.65	79.14	24.51	AV
5	5350.000	46.84	54.00	-7.16	22.04	24.80	AV
6	5460.000	46.07	54.00	-7.93	21.08	24.99	AV

Note:

1. All reading above 1GHz is performed with peak and/or average measurements as necessary.
2. Emission Level = Reading Level + Correct Factor.
3. The average measurement was not performed when the peak measured data under the limit of average detection. If the readings given are average, peak measurement should also be supplied.
4. The fundamental for reference only, it’s not restricted by unwanted emission limit.

Model No	APL54X	Site	CB2-H
Test Voltage	AC 120V/60Hz	Test Date	2021/3/5
Test Mode	Mode 2: Transmit RU Full_PoE Mode	Engineer	Ling Chen
Polarity	Horizontal	Temperature (℃)	21.5
Test Condition	802.11ax,Ant0+1,Ch 46,5.23G,BW40M	Humidity (%RH)	51.0

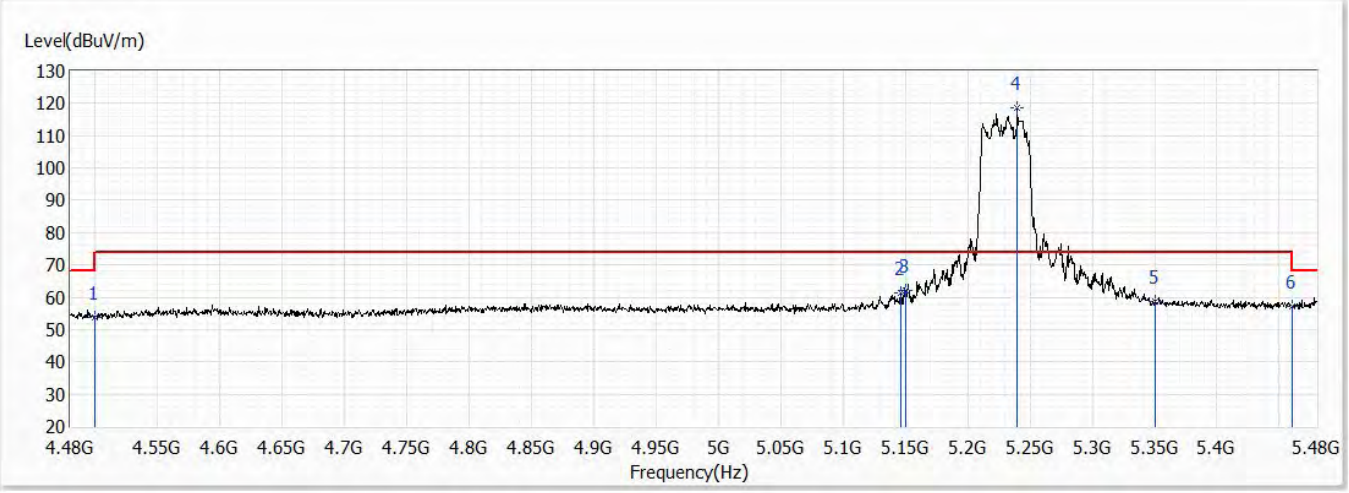

No	Frequency (MHz)	Emission Level (dBuV/m)	Limit (dBuV/m)	Margin (dB)	Reading Level (dBuV)	Correct Factor (dB)	Detector Type
1	4500.000	53.62	74.00	-20.38	29.95	23.67	PK
2	5146.000	61.28	74.00	-12.72	36.84	24.44	PK
3	5150.000	61.99	74.00	-12.01	37.55	24.44	PK
! 4	5240.000	118.67	74.00	44.67	94.07	24.60	PK
5	5350.000	58.83	74.00	-15.17	34.03	24.80	PK
6	5460.000	57.16	74.00	-16.84	32.17	24.99	PK

Note:

1. All reading above 1GHz is performed with peak and/or average measurements as necessary.
2. Emission Level = Reading Level + Correct Factor.
3. The average measurement was not performed when the peak measured data under the limit of average detection. If the readings given are average, peak measurement should also be supplied.
4. The fundamental for reference only, it’s not restricted by unwanted emission limit.

Model No	APL54X	Site	CB2-H
Test Voltage	AC 120V/60Hz	Test Date	2021/3/5
Test Mode	Mode 2: Transmit RU Full_PoE Mode	Engineer	Ling Chen
Polarity	Horizontal	Temperature (℃)	21.5
Test Condition	802.11ax,Ant0+1,Ch 46,5.23G,BW40M	Humidity (%RH)	51.0

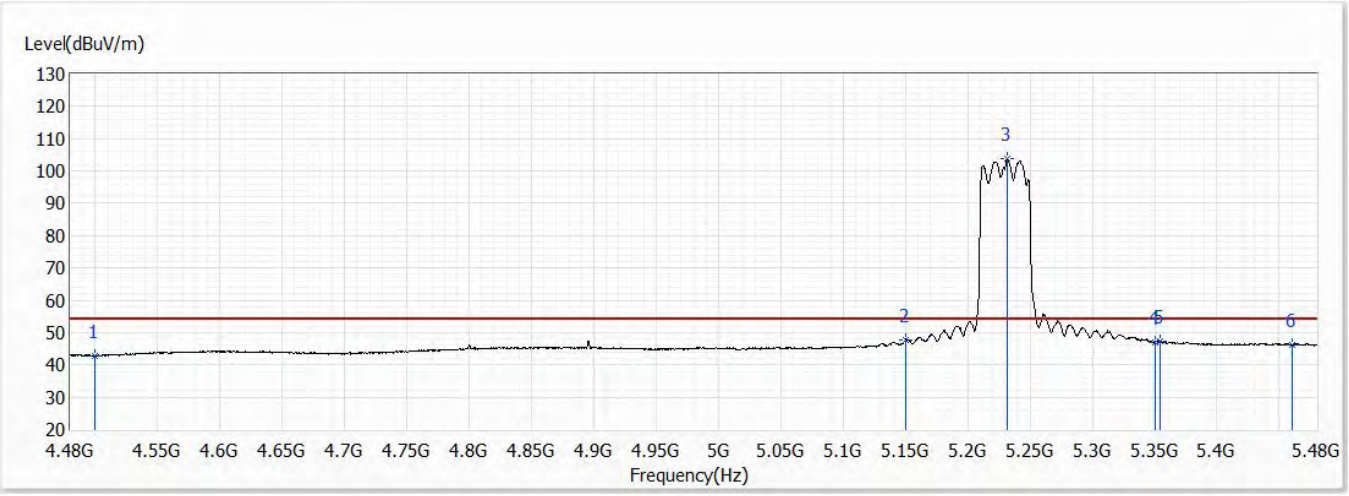

No	Frequency (MHz)	Emission Level (dBuV/m)	Limit (dBuV/m)	Margin (dB)	Reading Level (dBuV)	Correct Factor (dB)	Detector Type
1	4500.000	42.80	54.00	-11.20	19.13	23.67	AV
2	5150.000	47.52	54.00	-6.48	23.08	24.44	AV
! 3	5232.000	103.70	54.00	49.70	79.11	24.59	AV
4	5350.000	47.08	54.00	-6.92	22.28	24.80	AV
5	5354.000	47.37	54.00	-6.63	22.57	24.80	AV
6	5460.000	46.27	54.00	-7.73	21.28	24.99	AV

Note:

1. All reading above 1GHz is performed with peak and/or average measurements as necessary.
2. Emission Level = Reading Level + Correct Factor.
3. The average measurement was not performed when the peak measured data under the limit of average detection. If the readings given are average, peak measurement should also be supplied.
4. The fundamental for reference only, it’s not restricted by unwanted emission limit.

Model No	APL54X	Site	CB2-H
Test Voltage	AC 120V/60Hz	Test Date	2021/3/5
Test Mode	Mode 2: Transmit RU Full_PoE Mode	Engineer	Ling Chen
Polarity	Vertical	Temperature (℃)	21.5
Test Condition	802.11ax,Ant0+1,Ch 46,5.23G,BW40M	Humidity (%RH)	51.0

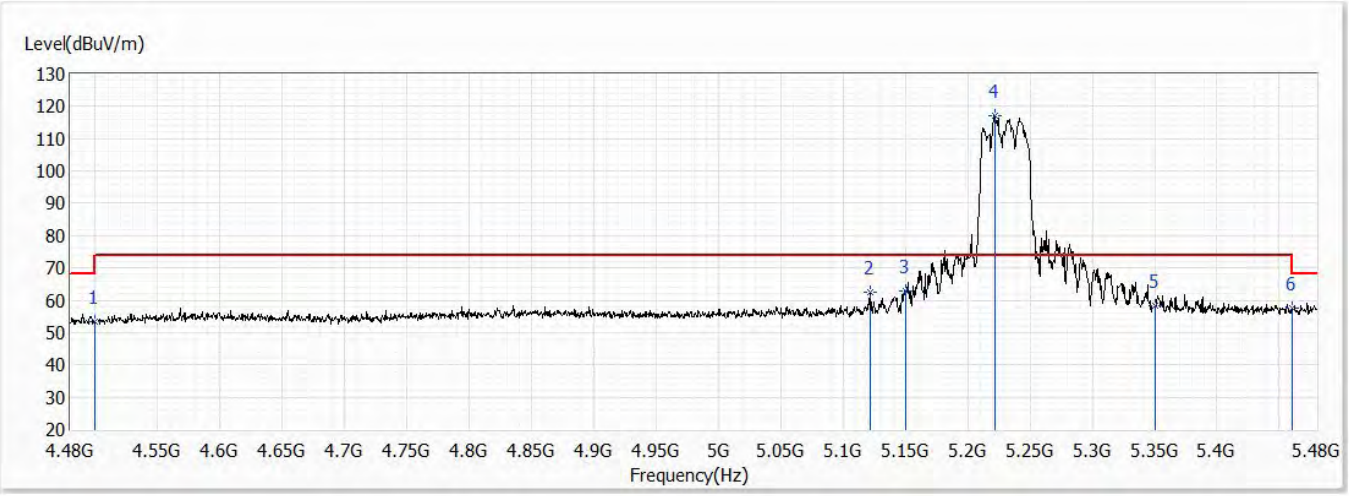

No	Frequency (MHz)	Emission Level (dBuV/m)	Limit (dBuV/m)	Margin (dB)	Reading Level (dBuV)	Correct Factor (dB)	Detector Type
1	4500.000	53.30	74.00	-20.70	29.63	23.67	PK
2	5121.500	62.32	74.00	-11.68	37.94	24.38	PK
3	5150.000	62.95	74.00	-11.05	38.51	24.44	PK
! 4	5221.500	116.94	74.00	42.94	92.38	24.56	PK
5	5350.000	58.18	74.00	-15.82	33.38	24.80	PK
6	5460.000	57.40	74.00	-16.60	32.41	24.99	PK

Note:

1. All reading above 1GHz is performed with peak and/or average measurements as necessary.
2. Emission Level = Reading Level + Correct Factor.
3. The average measurement was not performed when the peak measured data under the limit of average detection. If the readings given are average, peak measurement should also be supplied.
4. The fundamental for reference only, it’s not restricted by unwanted emission limit.

Model No	APL54X	Site	CB2-H
Test Voltage	AC 120V/60Hz	Test Date	2021/3/5
Test Mode	Mode 2: Transmit RU Full_PoE Mode	Engineer	Ling Chen
Polarity	Vertical	Temperature (℃)	21.5
Test Condition	802.11ax,Ant0+1,Ch 46,5.23G,BW40M	Humidity (%RH)	51.0

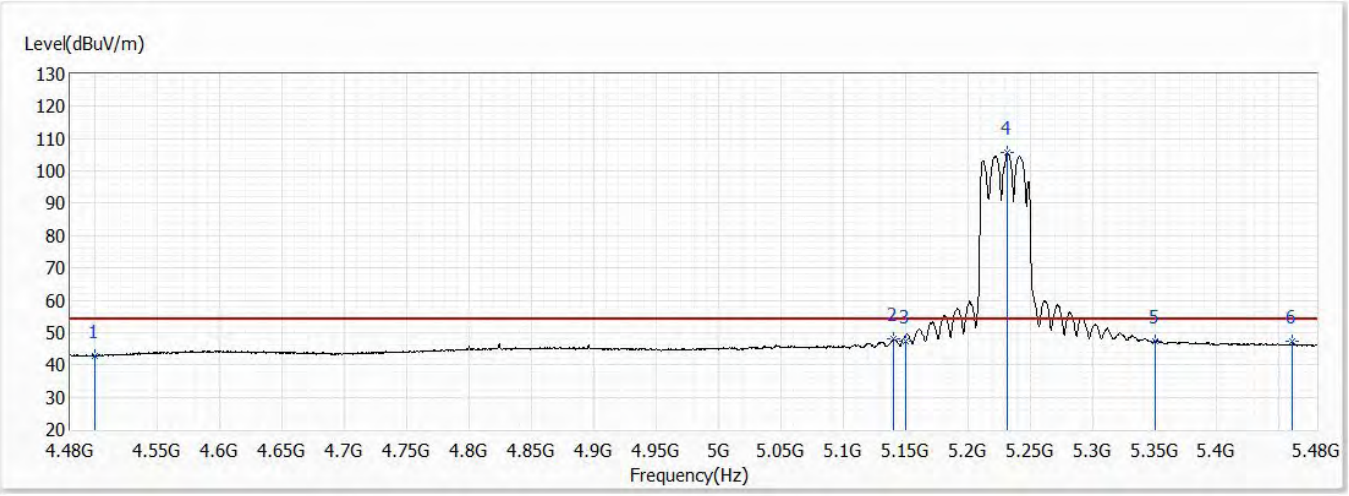

No	Frequency (MHz)	Emission Level (dBuV/m)	Limit (dBuV/m)	Margin (dB)	Reading Level (dBuV)	Correct Factor (dB)	Detector Type
1	4500.000	42.72	54.00	-11.28	19.05	23.67	AV
2	5140.500	47.89	54.00	-6.11	23.46	24.43	AV
3	5150.000	47.14	54.00	-6.86	22.70	24.44	AV
! 4	5231.500	105.56	54.00	51.56	80.97	24.59	AV
5	5350.000	47.14	54.00	-6.86	22.34	24.80	AV
6	5460.000	47.14	54.00	-6.86	22.15	24.99	AV

Note:

1. All reading above 1GHz is performed with peak and/or average measurements as necessary.
2. Emission Level = Reading Level + Correct Factor.
3. The average measurement was not performed when the peak measured data under the limit of average detection. If the readings given are average, peak measurement should also be supplied.
4. The fundamental for reference only, it’s not restricted by unwanted emission limit.

Model No	APL54X	Site	CB2-H
Test Voltage	AC 120V/60Hz	Test Date	2021/3/5
Test Mode	Mode 2: Transmit RU Full_PoE Mode	Engineer	Ling Chen
Polarity	Horizontal	Temperature (℃)	21.5
Test Condition	802.11ax,Ant0+1,Ch 42,5.21G,BW80M	Humidity (%RH)	51.0

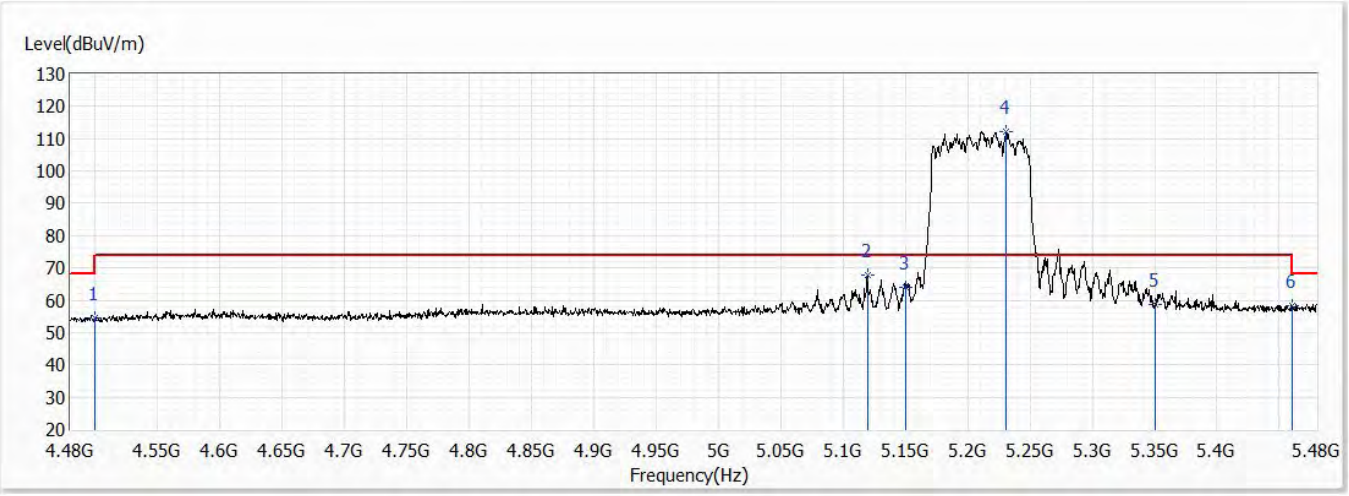

No	Frequency (MHz)	Emission Level (dBuV/m)	Limit (dBuV/m)	Margin (dB)	Reading Level (dBuV)	Correct Factor (dB)	Detector Type
1	4500.000	54.39	74.00	-19.61	30.72	23.67	PK
2	5119.500	67.75	74.00	-6.25	43.37	24.38	PK
3	5150.000	63.92	74.00	-10.08	39.48	24.44	PK
! 4	5230.500	112.09	74.00	38.09	87.50	24.59	PK
5	5350.000	58.66	74.00	-15.34	33.86	24.80	PK
6	5460.000	58.28	74.00	-15.72	33.29	24.99	PK

Note:

1. All reading above 1GHz is performed with peak and/or average measurements as necessary.
2. Emission Level = Reading Level + Correct Factor.
3. The average measurement was not performed when the peak measured data under the limit of average detection. If the readings given are average, peak measurement should also be supplied.
4. The fundamental for reference only, it’s not restricted by unwanted emission limit.

Model No	APL54X	Site	CB2-H
Test Voltage	AC 120V/60Hz	Test Date	2021/3/5
Test Mode	Mode 2: Transmit RU Full_PoE Mode	Engineer	Ling Chen
Polarity	Horizontal	Temperature (℃)	21.5
Test Condition	802.11ax,Ant0+1,Ch 42,5.21G,BW80M	Humidity (%RH)	51.0

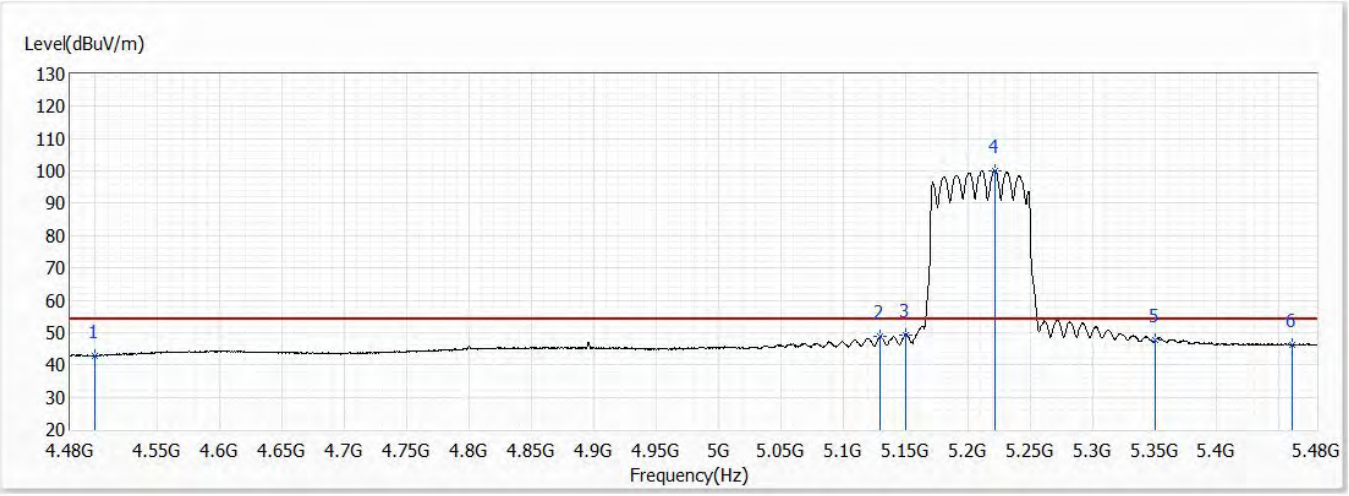

No	Frequency (MHz)	Emission Level (dBuV/m)	Limit (dBuV/m)	Margin (dB)	Reading Level (dBuV)	Correct Factor (dB)	Detector Type
1	4500.000	42.83	54.00	-11.17	19.16	23.67	AV
2	5130.000	48.81	54.00	-5.19	24.40	24.41	AV
3	5150.000	49.25	54.00	-4.75	24.81	24.44	AV
! 4	5221.500	100.19	54.00	46.19	75.63	24.56	AV
5	5350.000	47.54	54.00	-6.46	22.74	24.80	AV
6	5460.000	46.26	54.00	-7.74	21.27	24.99	AV

Note:

1. All reading above 1GHz is performed with peak and/or average measurements as necessary.
2. Emission Level = Reading Level + Correct Factor.
3. The average measurement was not performed when the peak measured data under the limit of average detection. If the readings given are average, peak measurement should also be supplied.
4. The fundamental for reference only, it’s not restricted by unwanted emission limit.

Model No	APL54X	Site	CB2-H
Test Voltage	AC 120V/60Hz	Test Date	2021/3/5
Test Mode	Mode 2: Transmit RU Full_PoE Mode	Engineer	Ling Chen
Polarity	Vertical	Temperature (℃)	21.5
Test Condition	802.11ax,Ant0+1,Ch 42,5.21G,BW80M	Humidity (%RH)	51.0

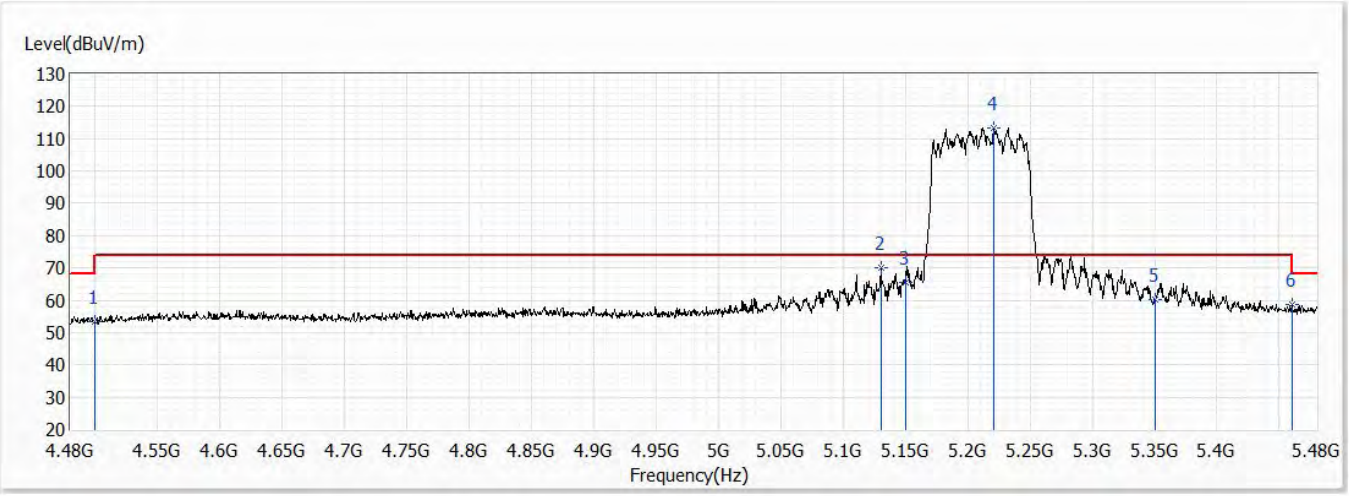

No	Frequency (MHz)	Emission Level (dBuV/m)	Limit (dBuV/m)	Margin (dB)	Reading Level (dBuV)	Correct Factor (dB)	Detector Type
1	4500.000	53.32	74.00	-20.68	29.65	23.67	PK
2	5130.500	70.06	74.00	-3.94	45.65	24.41	PK
3	5150.000	65.64	74.00	-8.36	41.20	24.44	PK
! 4	5221.000	113.41	74.00	39.41	88.85	24.56	PK
5	5350.000	60.03	74.00	-13.97	35.23	24.80	PK
6	5460.000	58.76	74.00	-15.24	33.77	24.99	PK

Note:

1. All reading above 1GHz is performed with peak and/or average measurements as necessary.
2. Emission Level = Reading Level + Correct Factor.
3. The average measurement was not performed when the peak measured data under the limit of average detection. If the readings given are average, peak measurement should also be supplied.
4. The fundamental for reference only, it’s not restricted by unwanted emission limit.

Model No	APL54X	Site	CB2-H
Test Voltage	AC 120V/60Hz	Test Date	2021/3/5
Test Mode	Mode 2: Transmit RU Full_PoE Mode	Engineer	Ling Chen
Polarity	Vertical	Temperature (℃)	21.5
Test Condition	802.11ax,Ant0+1,Ch 42,5.21G,BW80M	Humidity (%RH)	51.0

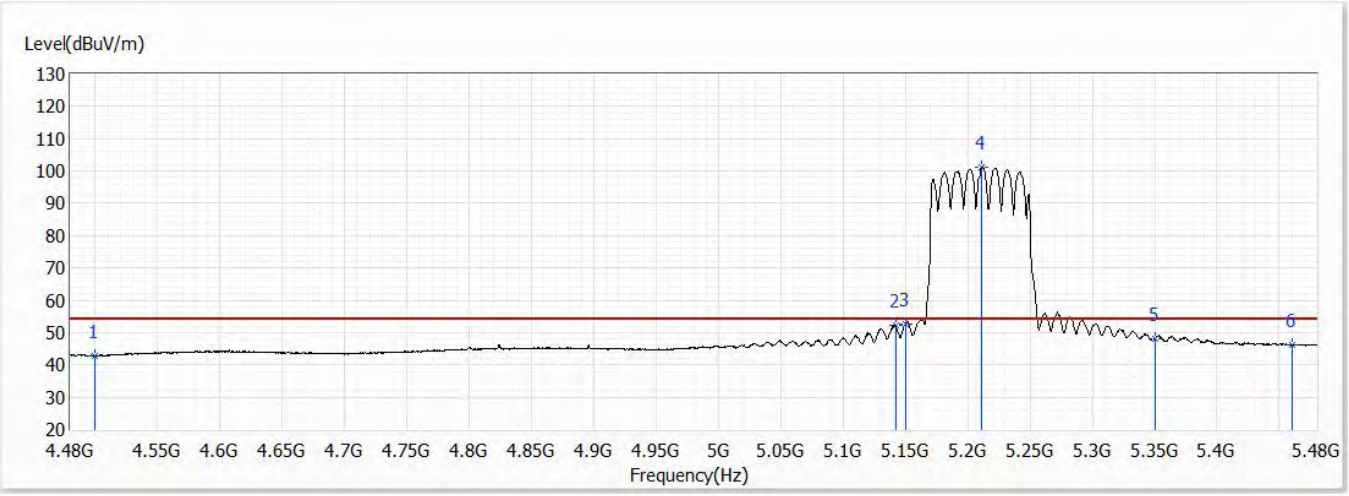

No	Frequency (MHz)	Emission Level (dBuV/m)	Limit (dBuV/m)	Margin (dB)	Reading Level (dBuV)	Correct Factor (dB)	Detector Type
1	4500.000	42.77	54.00	-11.23	19.10	23.67	AV
2	5142.000	52.21	54.00	-1.79	27.78	24.43	AV
3	5150.000	52.52	54.00	-1.48	28.08	24.44	AV
! 4	5211.500	101.16	54.00	47.16	76.61	24.55	AV
5	5350.000	48.13	54.00	-5.87	23.33	24.80	AV
6	5460.000	46.32	54.00	-7.68	21.33	24.99	AV

Note:

1. All reading above 1GHz is performed with peak and/or average measurements as necessary.
2. Emission Level = Reading Level + Correct Factor.
3. The average measurement was not performed when the peak measured data under the limit of average detection. If the readings given are average, peak measurement should also be supplied.
4. The fundamental for reference only, it’s not restricted by unwanted emission limit.

Model No	APL54X	Site	CB2-H
Test Voltage	AC 120V/60Hz	Test Date	2021/3/6
Test Mode	Mode 2: Transmit RU Full_PoE Mode	Engineer	Ling Chen
Polarity	Horizontal	Temperature (℃)	21.5
Test Condition	802.11ax,Ant0+1,Ch 149,5.745G,BW20M	Humidity (%RH)	51.0

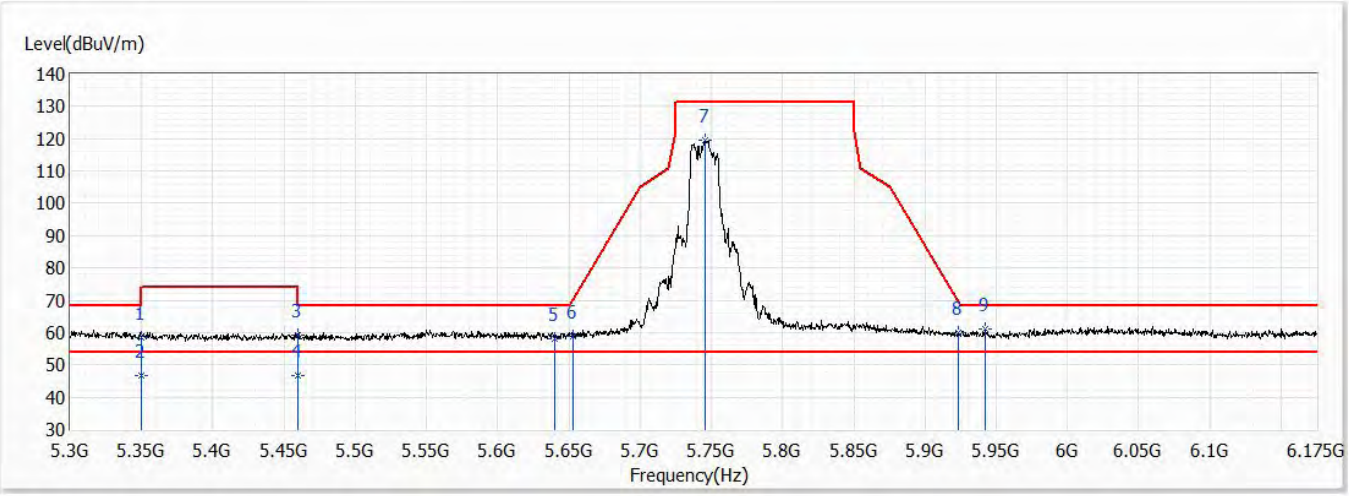

No	Frequency (MHz)	Emission Level (dBuV/m)	Limit (dBuV/m)	Margin (dB)	Reading Level (dBuV)	Correct Factor (dB)	Detector Type
1	5350.000	58.29	74.00	-15.71	33.49	24.80	PK
* 2	5350.000	46.79	54.00	-7.21	21.99	24.80	AV
3	5460.000	59.10	74.00	-14.90	34.11	24.99	PK
4	5460.000	46.61	54.00	-7.39	21.62	24.99	AV
5	5640.375	58.13	68.20	-10.07	32.66	25.47	PK
6	5652.625	58.66	70.15	-11.49	33.15	25.51	PK
7	5745.375	119.63	131.20	-11.57	93.85	25.78	PK
8	5923.438	60.04	69.35	-9.31	33.75	26.29	PK
9	5942.250	60.93	68.20	-7.27	34.57	26.36	PK

Note:

1. All reading above 1GHz is performed with peak and/or average measurements as necessary.
2. Emission Level = Reading Level + Correct Factor.
3. The average measurement was not performed when the peak measured data under the limit of average detection. If the readings given are average, peak measurement should also be supplied.
4. The fundamental for reference only, it’s not restricted by unwanted emission limit.

Model No	APL54X	Site	CB2-H
Test Voltage	AC 120V/60Hz	Test Date	2021/3/6
Test Mode	Mode 2: Transmit RU Full_PoE Mode	Engineer	Ling Chen
Polarity	Vertical	Temperature (℃)	21.5
Test Condition	802.11ax,Ant0+1,Ch 149,5.745G,BW20M	Humidity (%RH)	51.0

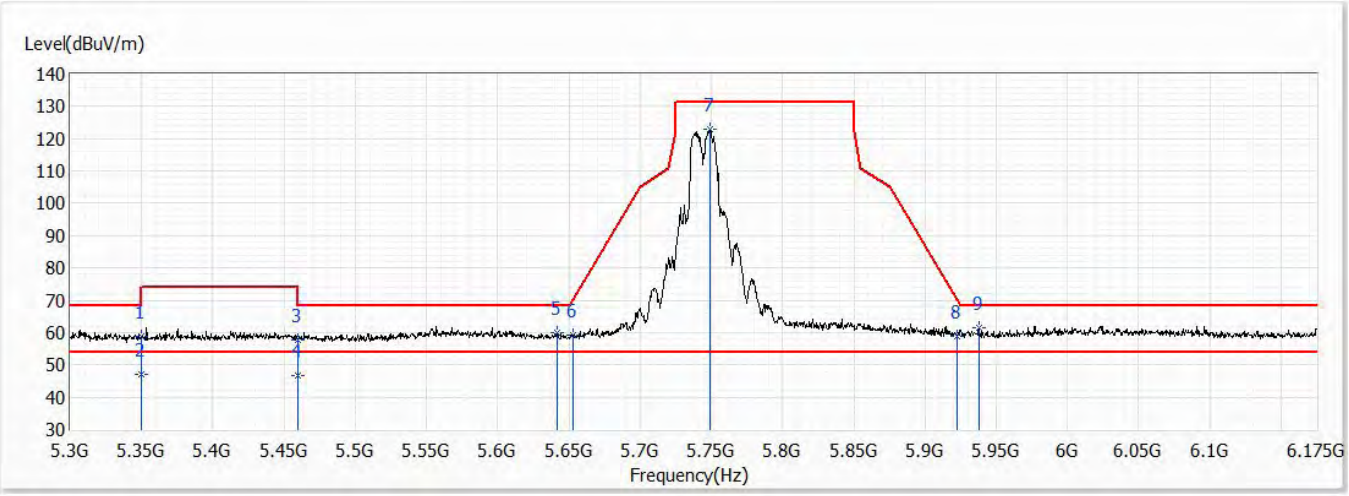

No	Frequency (MHz)	Emission Level (dBuV/m)	Limit (dBuV/m)	Margin (dB)	Reading Level (dBuV)	Correct Factor (dB)	Detector Type
1	5350.000	58.70	74.00	-15.30	33.90	24.80	PK
2	5350.000	46.91	54.00	-7.09	22.11	24.80	AV
3	5460.000	57.73	74.00	-16.27	32.74	24.99	PK
4	5460.000	46.82	54.00	-7.18	21.83	24.99	AV
5	5642.125	60.00	68.20	-8.20	34.51	25.49	PK
6	5653.063	59.18	70.48	-11.29	33.66	25.52	PK
7	5749.313	122.82	131.20	-8.38	97.03	25.79	PK
8	5922.563	58.71	70.00	-11.29	32.42	26.29	PK
* 9	5937.875	61.30	68.20	-6.90	34.96	26.34	PK

Note:

1. All reading above 1GHz is performed with peak and/or average measurements as necessary.
2. Emission Level = Reading Level + Correct Factor.
3. The average measurement was not performed when the peak measured data under the limit of average detection. If the readings given are average, peak measurement should also be supplied.
4. The fundamental for reference only, it’s not restricted by unwanted emission limit.

Model No	APL54X	Site	CB2-H
Test Voltage	AC 120V/60Hz	Test Date	2021/3/6
Test Mode	Mode 2: Transmit RU Full_PoE Mode	Engineer	Ling Chen
Polarity	Horizontal	Temperature (℃)	21.5
Test Condition	802.11ax,Ant0+1,Ch 157,5.785G,BW20M	Humidity (%RH)	51.0

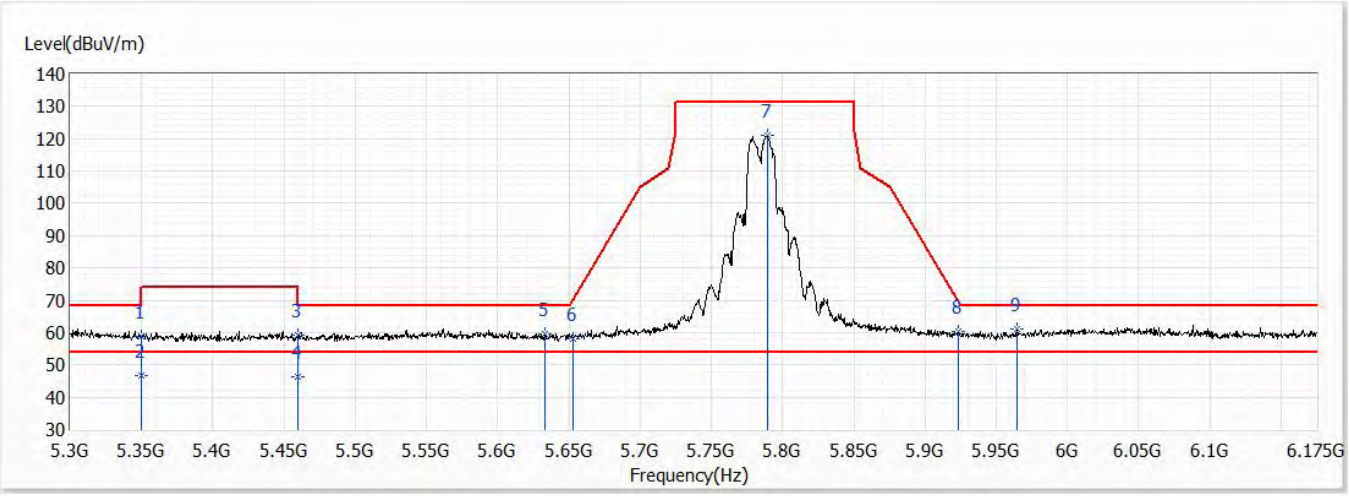

No	Frequency (MHz)	Emission Level (dBuV/m)	Limit (dBuV/m)	Margin (dB)	Reading Level (dBuV)	Correct Factor (dB)	Detector Type
1	5350.000	58.65	74.00	-15.35	33.85	24.80	PK
2	5350.000	46.53	54.00	-7.47	21.73	24.80	AV
3	5460.000	59.05	74.00	-14.95	34.06	24.99	PK
4	5460.000	46.49	54.00	-7.51	21.50	24.99	AV
5	5633.375	59.74	68.20	-8.46	34.28	25.46	PK
6	5653.063	58.22	70.48	-12.25	32.70	25.52	PK
7	5789.125	121.03	131.20	-10.17	95.13	25.90	PK
8	5923.000	60.46	69.67	-9.22	34.17	26.29	PK
* 9	5965.000	61.03	68.20	-7.17	34.61	26.42	PK

Note:

1. All reading above 1GHz is performed with peak and/or average measurements as necessary.
2. Emission Level = Reading Level + Correct Factor.
3. The average measurement was not performed when the peak measured data under the limit of average detection. If the readings given are average, peak measurement should also be supplied.
4. The fundamental for reference only, it’s not restricted by unwanted emission limit.

Model No	APL54X	Site	CB2-H
Test Voltage	AC 120V/60Hz	Test Date	2021/3/6
Test Mode	Mode 2: Transmit RU Full_PoE Mode	Engineer	Ling Chen
Polarity	Vertical	Temperature (℃)	21.5
Test Condition	802.11ax,Ant0+1,Ch 157,5.785G,BW20M	Humidity (%RH)	51.0

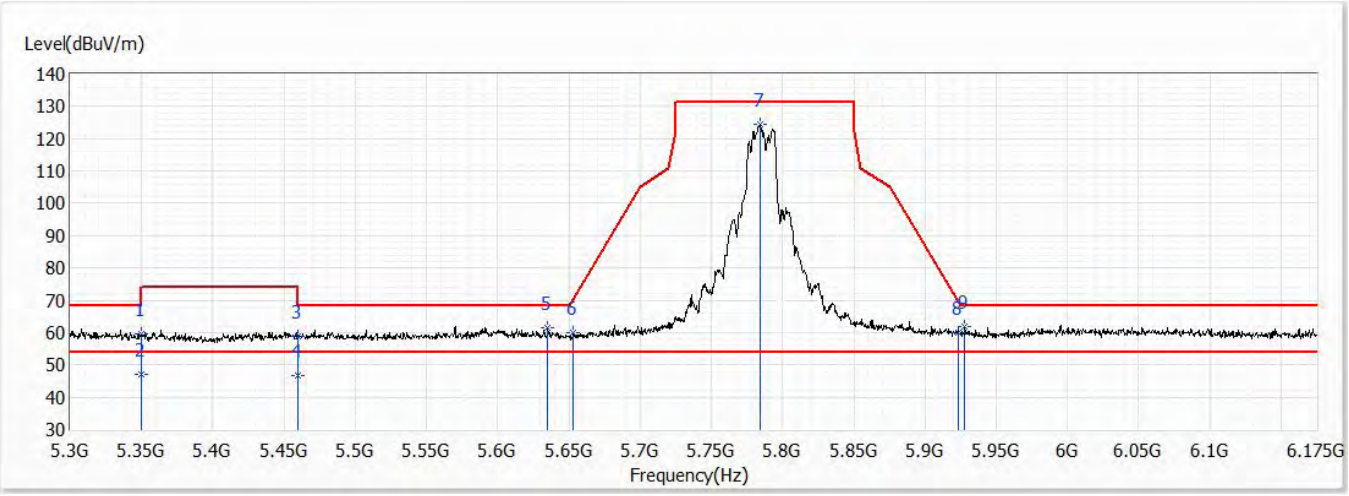

No	Frequency (MHz)	Emission Level (dBuV/m)	Limit (dBuV/m)	Margin (dB)	Reading Level (dBuV)	Correct Factor (dB)	Detector Type
1	5350.000	59.52	74.00	-14.48	34.72	24.80	PK
2	5350.000	46.92	54.00	-7.08	22.12	24.80	AV
3	5460.000	58.82	74.00	-15.18	33.83	24.99	PK
4	5460.000	46.66	54.00	-7.34	21.67	24.99	AV
5	5635.125	61.56	68.20	-6.64	36.10	25.46	PK
6	5653.063	59.97	70.48	-10.50	34.45	25.52	PK
7	5783.875	124.35	131.20	-6.85	98.46	25.89	PK
8	5923.438	60.14	69.35	-9.21	33.85	26.29	PK
* 9	5927.813	61.80	68.20	-6.40	35.48	26.32	PK

Note:

1. All reading above 1GHz is performed with peak and/or average measurements as necessary.
2. Emission Level = Reading Level + Correct Factor.
3. The average measurement was not performed when the peak measured data under the limit of average detection. If the readings given are average, peak measurement should also be supplied.
4. The fundamental for reference only, it’s not restricted by unwanted emission limit.

Model No	APL54X	Site	CB2-H
Test Voltage	AC 120V/60Hz	Test Date	2021/3/6
Test Mode	Mode 2: Transmit RU Full_PoE Mode	Engineer	Ling Chen
Polarity	Horizontal	Temperature (℃)	21.5
Test Condition	802.11ax,Ant0+1,Ch 165,5.825G,BW20M	Humidity (%RH)	51.0

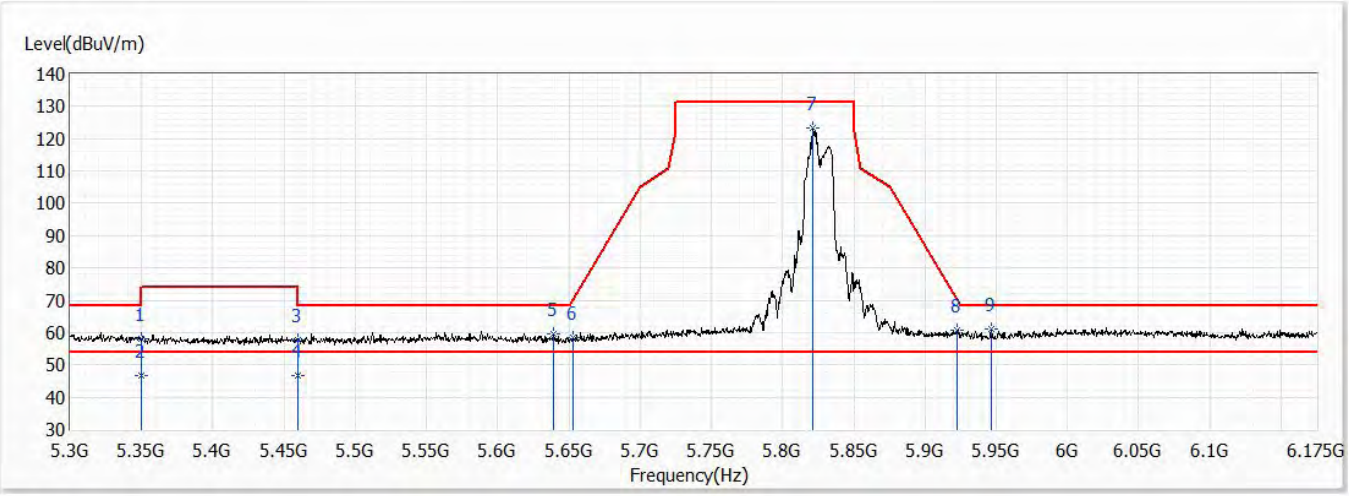

No	Frequency (MHz)	Emission Level (dBuV/m)	Limit (dBuV/m)	Margin (dB)	Reading Level (dBuV)	Correct Factor (dB)	Detector Type
1	5350.000	57.99	74.00	-16.01	33.19	24.80	PK
2	5350.000	46.72	54.00	-7.28	21.92	24.80	AV
3	5460.000	57.87	74.00	-16.13	32.88	24.99	PK
4	5460.000	46.59	54.00	-7.41	21.60	24.99	AV
5	5639.500	59.74	68.20	-8.46	34.27	25.47	PK
6	5653.063	58.39	70.48	-12.09	32.87	25.52	PK
7	5821.063	123.24	131.20	-7.96	97.24	26.00	PK
8	5922.563	60.70	70.00	-9.30	34.41	26.29	PK
* 9	5946.188	60.99	68.20	-7.21	34.63	26.36	PK

Note:

1. All reading above 1GHz is performed with peak and/or average measurements as necessary.
2. Emission Level = Reading Level + Correct Factor.
3. The average measurement was not performed when the peak measured data under the limit of average detection. If the readings given are average, peak measurement should also be supplied.
4. The fundamental for reference only, it’s not restricted by unwanted emission limit.

Model No	APL54X	Site	CB2-H
Test Voltage	AC 120V/60Hz	Test Date	2021/3/6
Test Mode	Mode 2: Transmit RU Full_PoE Mode	Engineer	Ling Chen
Polarity	Vertical	Temperature (℃)	21.5
Test Condition	802.11ax,Ant0+1,Ch 165,5.825G,BW20M	Humidity (%RH)	51.0

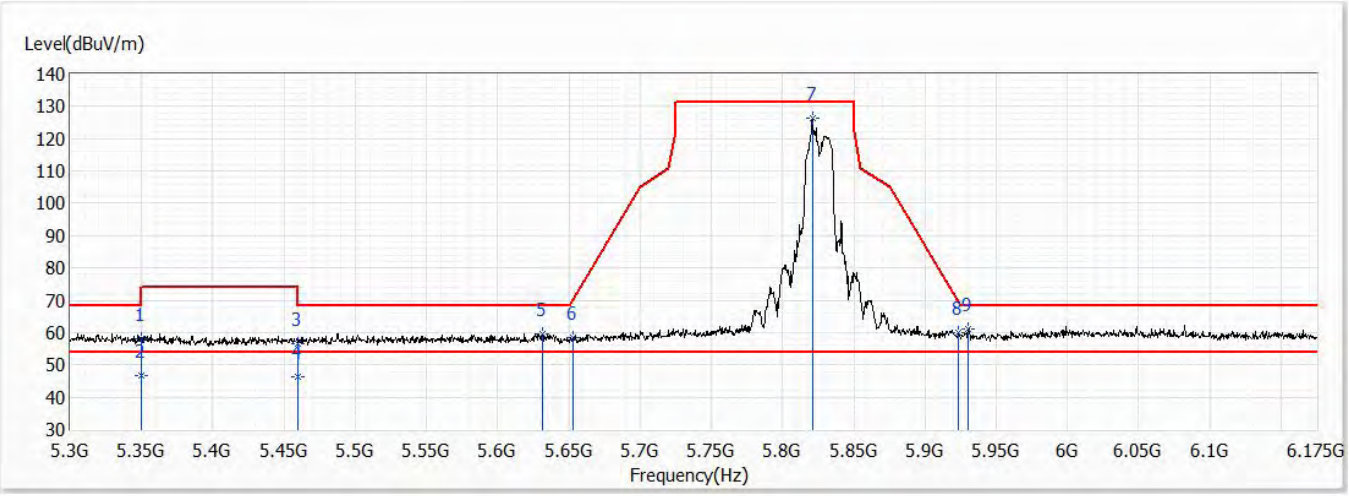

No	Frequency (MHz)	Emission Level (dBuV/m)	Limit (dBuV/m)	Margin (dB)	Reading Level (dBuV)	Correct Factor (dB)	Detector Type
1	5350.000	58.02	74.00	-15.98	33.22	24.80	PK
2	5350.000	46.59	54.00	-7.41	21.79	24.80	AV
3	5460.000	56.59	74.00	-17.41	31.60	24.99	PK
4	5460.000	46.41	54.00	-7.59	21.42	24.99	AV
5	5631.625	59.59	68.20	-8.61	34.14	25.45	PK
6	5653.063	58.30	70.48	-12.17	32.78	25.52	PK
* 7	5821.063	126.19	131.20	-5.01	100.19	26.00	PK
8	5923.438	59.89	69.35	-9.46	33.60	26.29	PK
9	5930.438	61.12	68.20	-7.08	34.80	26.32	PK

Note:

1. All reading above 1GHz is performed with peak and/or average measurements as necessary.
2. Emission Level = Reading Level + Correct Factor.
3. The average measurement was not performed when the peak measured data under the limit of average detection. If the readings given are average, peak measurement should also be supplied.
4. The fundamental for reference only, it’s not restricted by unwanted emission limit.

Model No	APL54X	Site	CB2-H
Test Voltage	AC 120V/60Hz	Test Date	2021/3/5
Test Mode	Mode 2: Transmit RU Full_PoE Mode	Engineer	Ling Chen
Polarity	Horizontal	Temperature (℃)	21.5
Test Condition	802.11ax,Ant0+1,Ch 151,5.755G,BW40M	Humidity (%RH)	51.0

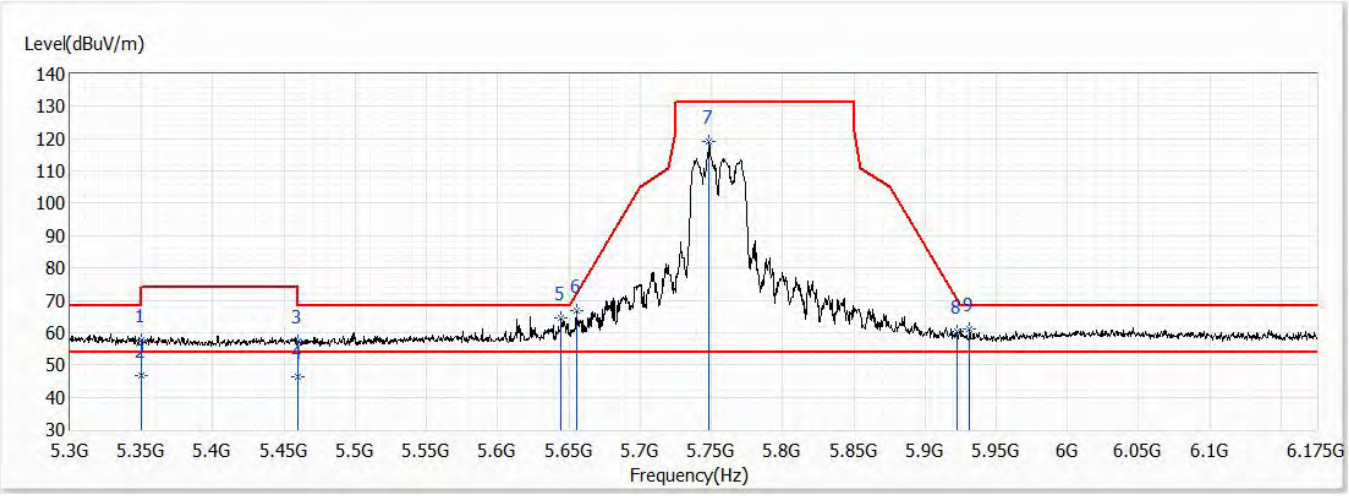

No	Frequency (MHz)	Emission Level (dBuV/m)	Limit (dBuV/m)	Margin (dB)	Reading Level (dBuV)	Correct Factor (dB)	Detector Type
1	5350.000	57.70	74.00	-16.30	32.90	24.80	PK
2	5350.000	46.81	54.00	-7.19	22.01	24.80	AV
3	5460.000	57.18	74.00	-16.82	32.19	24.99	PK
4	5460.000	46.35	54.00	-7.65	21.36	24.99	AV
* 5	5644.750	64.67	68.20	-3.53	39.18	25.49	PK
6	5655.250	66.66	72.10	-5.44	41.14	25.52	PK
7	5748.438	119.20	131.20	-12.00	93.41	25.79	PK
8	5922.125	60.39	70.32	-9.93	34.10	26.29	PK
9	5931.313	60.98	68.20	-7.22	34.65	26.33	PK

Note:

1. All reading above 1GHz is performed with peak and/or average measurements as necessary.
2. Emission Level = Reading Level + Correct Factor.
3. The average measurement was not performed when the peak measured data under the limit of average detection. If the readings given are average, peak measurement should also be supplied.
4. The fundamental for reference only, it’s not restricted by unwanted emission limit.

Model No	APL54X	Site	CB2-H
Test Voltage	AC 120V/60Hz	Test Date	2021/3/5
Test Mode	Mode 2: Transmit RU Full_PoE Mode	Engineer	Ling Chen
Polarity	Vertical	Temperature (℃)	21.5
Test Condition	802.11ax,Ant0+1,Ch 151,5.755G,BW40M	Humidity (%RH)	51.0

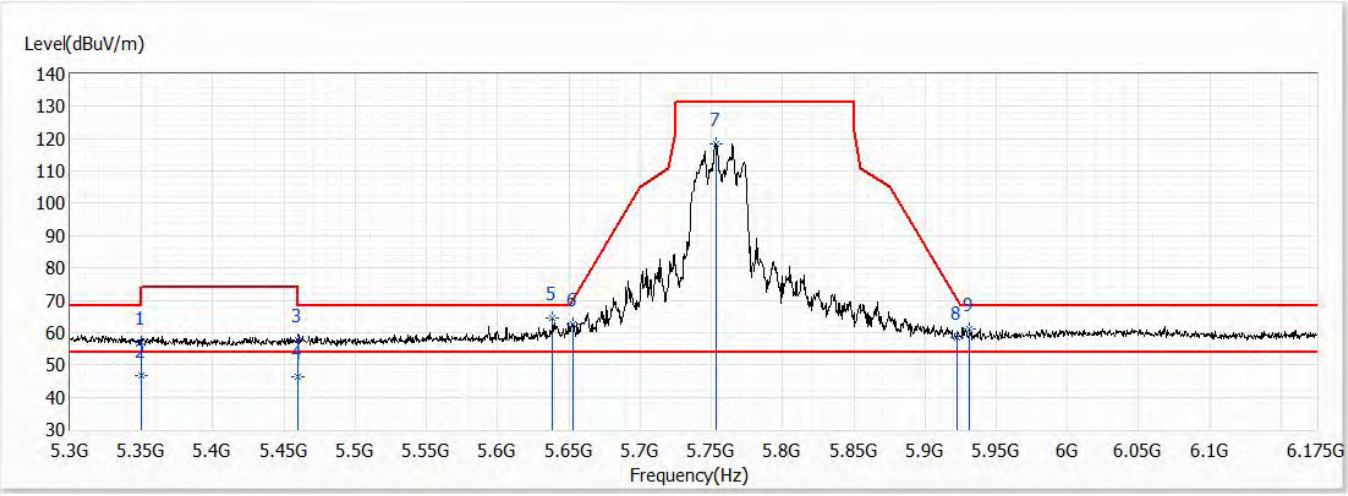

No	Frequency (MHz)	Emission Level (dBuV/m)	Limit (dBuV/m)	Margin (dB)	Reading Level (dBuV)	Correct Factor (dB)	Detector Type
1	5350.000	56.81	74.00	-17.19	32.01	24.80	PK
2	5350.000	46.52	54.00	-7.48	21.72	24.80	AV
3	5460.000	57.71	74.00	-16.29	32.72	24.99	PK
4	5460.000	46.39	54.00	-7.61	21.40	24.99	AV
* 5	5638.625	64.37	68.20	-3.83	38.90	25.47	PK
6	5653.063	62.76	70.48	-7.72	37.24	25.52	PK
7	5753.688	118.54	131.20	-12.66	92.73	25.81	PK
8	5922.563	58.26	70.00	-11.74	31.97	26.29	PK
9	5931.313	61.21	68.20	-6.99	34.88	26.33	PK

Note:

1. All reading above 1GHz is performed with peak and/or average measurements as necessary.
2. Emission Level = Reading Level + Correct Factor.
3. The average measurement was not performed when the peak measured data under the limit of average detection. If the readings given are average, peak measurement should also be supplied.
4. The fundamental for reference only, it’s not restricted by unwanted emission limit.

Model No	APL54X	Site	CB2-H
Test Voltage	AC 120V/60Hz	Test Date	2021/3/5
Test Mode	Mode 2: Transmit RU Full_PoE Mode	Engineer	Ling Chen
Polarity	Horizontal	Temperature (℃)	21.5
Test Condition	802.11ax,Ant0+1,Ch 159,5.795G,BW40M	Humidity (%RH)	51.0

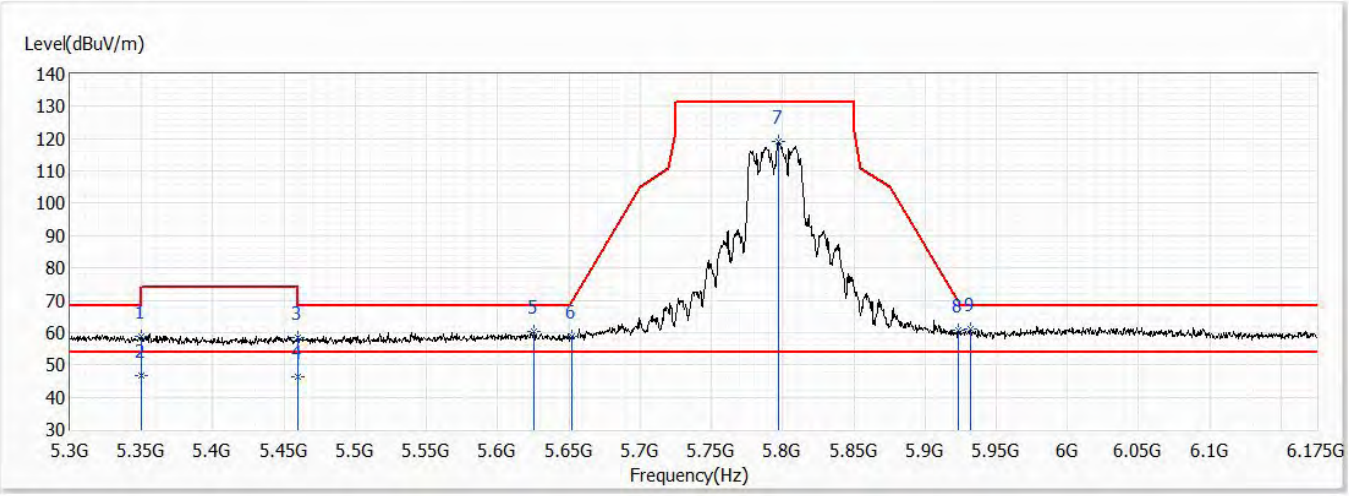

No	Frequency (MHz)	Emission Level (dBuV/m)	Limit (dBuV/m)	Margin (dB)	Reading Level (dBuV)	Correct Factor (dB)	Detector Type
1	5350.000	58.73	74.00	-15.27	33.93	24.80	PK
2	5350.000	46.57	54.00	-7.43	21.77	24.80	AV
3	5460.000	58.58	74.00	-15.42	33.59	24.99	PK
4	5460.000	46.33	54.00	-7.67	21.34	24.99	AV
5	5625.063	60.17	68.20	-8.03	34.73	25.44	PK
6	5652.188	58.69	69.83	-11.14	33.18	25.51	PK
7	5797.438	118.96	131.20	-12.24	93.02	25.94	PK
8	5923.438	60.89	69.35	-8.47	34.60	26.29	PK
* 9	5932.188	61.16	68.20	-7.04	34.83	26.33	PK

Note:

1. All reading above 1GHz is performed with peak and/or average measurements as necessary.
2. Emission Level = Reading Level + Correct Factor.
3. The average measurement was not performed when the peak measured data under the limit of average detection. If the readings given are average, peak measurement should also be supplied.
4. The fundamental for reference only, it’s not restricted by unwanted emission limit.

Model No	APL54X	Site	CB2-H
Test Voltage	AC 120V/60Hz	Test Date	2021/3/5
Test Mode	Mode 2: Transmit RU Full_PoE Mode	Engineer	Ling Chen
Polarity	Vertical	Temperature (℃)	21.5
Test Condition	802.11ax,Ant0+1,Ch 159,5.795G,BW40M	Humidity (%RH)	51.0

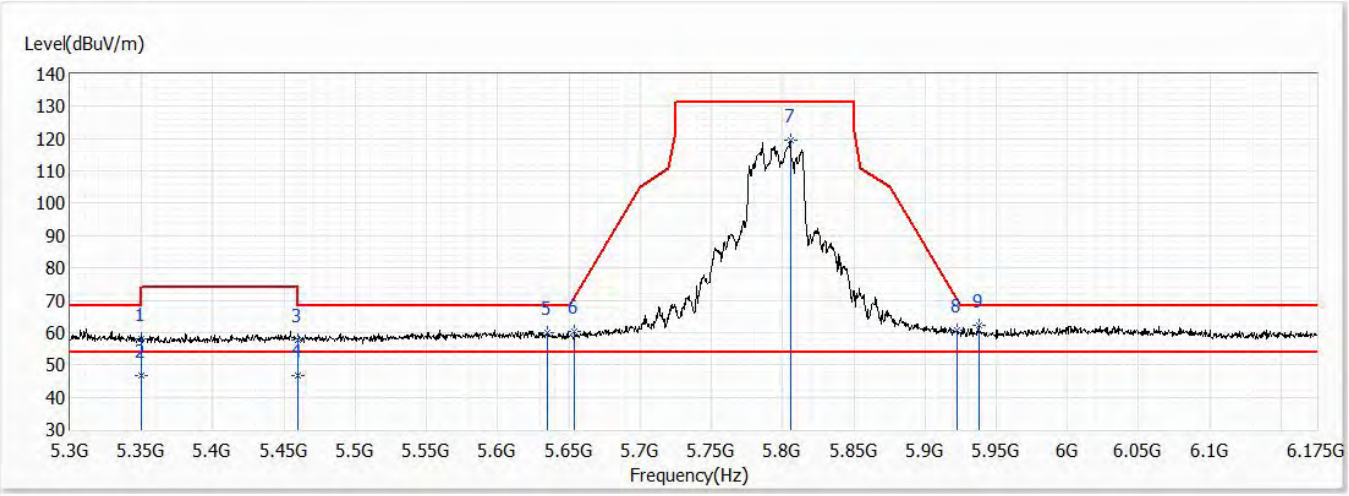

No	Frequency (MHz)	Emission Level (dBuV/m)	Limit (dBuV/m)	Margin (dB)	Reading Level (dBuV)	Correct Factor (dB)	Detector Type
1	5350.000	58.24	74.00	-15.76	33.44	24.80	PK
2	5350.000	46.62	54.00	-7.38	21.82	24.80	AV
3	5460.000	57.67	74.00	-16.33	32.68	24.99	PK
4	5460.000	46.76	54.00	-7.24	21.77	24.99	AV
5	5635.125	59.96	68.20	-8.24	34.50	25.46	PK
6	5653.938	60.27	71.13	-10.85	34.75	25.52	PK
7	5805.750	119.49	131.20	-11.71	93.54	25.95	PK
8	5922.125	60.62	70.32	-9.70	34.33	26.29	PK
* 9	5937.875	62.12	68.20	-6.08	35.78	26.34	PK

Note:

1. All reading above 1GHz is performed with peak and/or average measurements as necessary.
2. Emission Level = Reading Level + Correct Factor.
3. The average measurement was not performed when the peak measured data under the limit of average detection. If the readings given are average, peak measurement should also be supplied.
4. The fundamental for reference only, it’s not restricted by unwanted emission limit.

Model No	APL54X	Site	CB2-H
Test Voltage	AC 120V/60Hz	Test Date	2021/3/5
Test Mode	Mode 2: Transmit RU Full_PoE Mode	Engineer	Ling Chen
Polarity	Horizontal	Temperature (℃)	21.5
Test Condition	802.11ax,Ant0+1,Ch 155,5.775G,BW80M	Humidity (%RH)	51.0

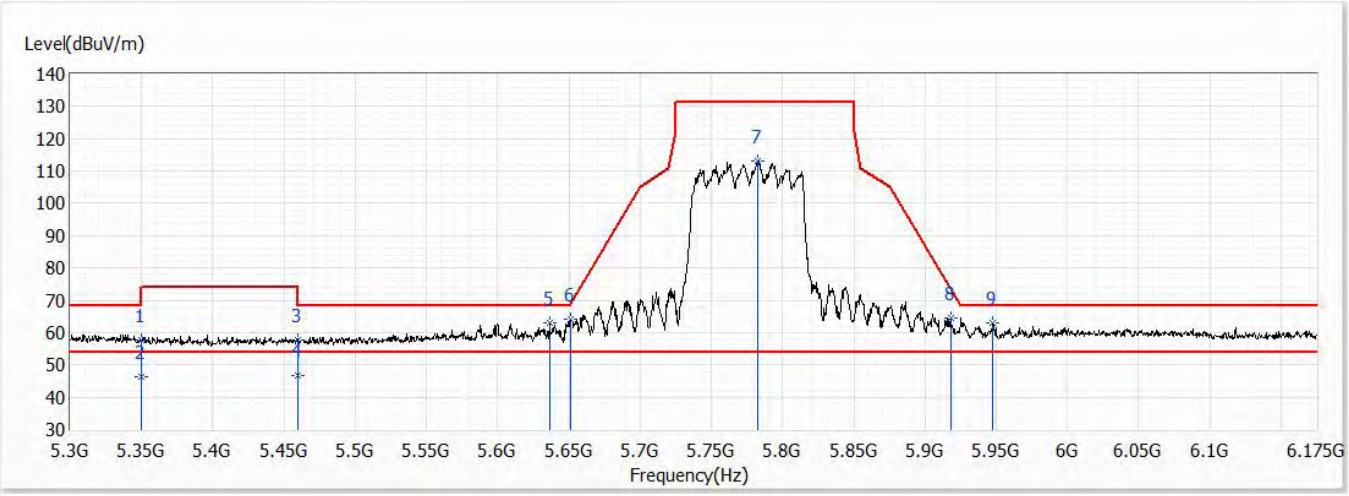

No	Frequency (MHz)	Emission Level (dBuV/m)	Limit (dBuV/m)	Margin (dB)	Reading Level (dBuV)	Correct Factor (dB)	Detector Type
1	5350.000	57.59	74.00	-16.41	32.79	24.80	PK
2	5350.000	46.27	54.00	-7.73	21.47	24.80	AV
3	5460.000	57.70	74.00	-16.30	32.71	24.99	PK
4	5460.000	46.61	54.00	-7.39	21.62	24.99	AV
5	5636.438	62.86	68.20	-5.34	37.39	25.47	PK
* 6	5651.313	64.01	69.18	-5.17	38.51	25.50	PK
7	5782.563	113.20	131.20	-18.00	87.31	25.89	PK
8	5918.188	64.52	73.22	-8.71	38.24	26.28	PK
9	5947.500	62.90	68.20	-5.30	36.52	26.38	PK

Note:

1. All reading above 1GHz is performed with peak and/or average measurements as necessary.
2. Emission Level = Reading Level + Correct Factor.
3. The average measurement was not performed when the peak measured data under the limit of average detection. If the readings given are average, peak measurement should also be supplied.
4. The fundamental for reference only, it’s not restricted by unwanted emission limit.

Model No	APL54X	Site	CB2-H
Test Voltage	AC 120V/60Hz	Test Date	2021/3/5
Test Mode	Mode 2: Transmit RU Full_PoE Mode	Engineer	Ling Chen
Polarity	Vertical	Temperature (℃)	21.5
Test Condition	802.11ax,Ant0+1,Ch 155,5.775G,BW80M	Humidity (%RH)	51.0

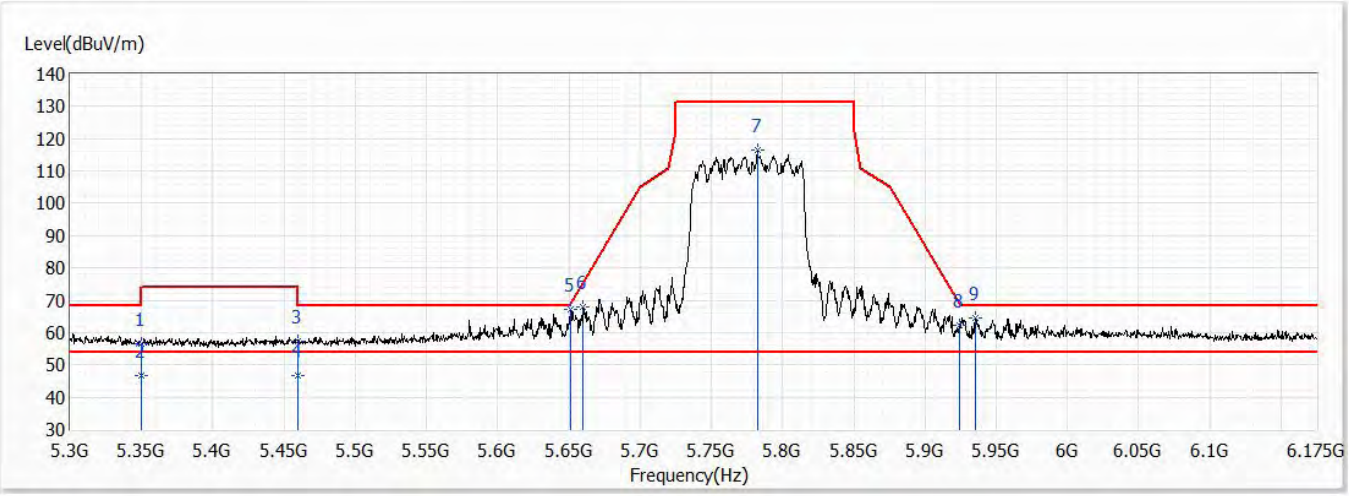

No	Frequency (MHz)	Emission Level (dBuV/m)	Limit (dBuV/m)	Margin (dB)	Reading Level (dBuV)	Correct Factor (dB)	Detector Type
1	5350.000	56.65	74.00	-17.35	31.85	24.80	PK
2	5350.000	46.83	54.00	-7.17	22.03	24.80	AV
3	5460.000	57.29	74.00	-16.71	32.30	24.99	PK
4	5460.000	46.79	54.00	-7.21	21.80	24.99	AV
* 5	5650.875	67.24	68.85	-1.61	41.74	25.50	PK
6	5660.063	68.07	75.67	-7.60	42.53	25.54	PK
7	5782.563	116.34	131.20	-14.86	90.45	25.89	PK
8	5924.313	62.11	68.71	-6.59	35.82	26.29	PK
9	5935.250	64.47	68.20	-3.73	38.14	26.33	PK

Note:

1. All reading above 1GHz is performed with peak and/or average measurements as necessary.
2. Emission Level = Reading Level + Correct Factor.
3. The average measurement was not performed when the peak measured data under the limit of average detection. If the readings given are average, peak measurement should also be supplied.
4. The fundamental for reference only, it’s not restricted by unwanted emission limit.

Model No	APL54X	Site	CB2-H
Test Voltage	AC 120V/60Hz	Test Date	2021/3/6
Test Mode	Mode 4: Transmit RU M UNMOD_PoE Mode	Engineer	Ling Chen
Polarity	Horizontal	Temperature (℃)	21.5
Test Condition	802.11ax,Ant0+1,Ch 36,5.18G,BW20M	Humidity (%RH)	51.0

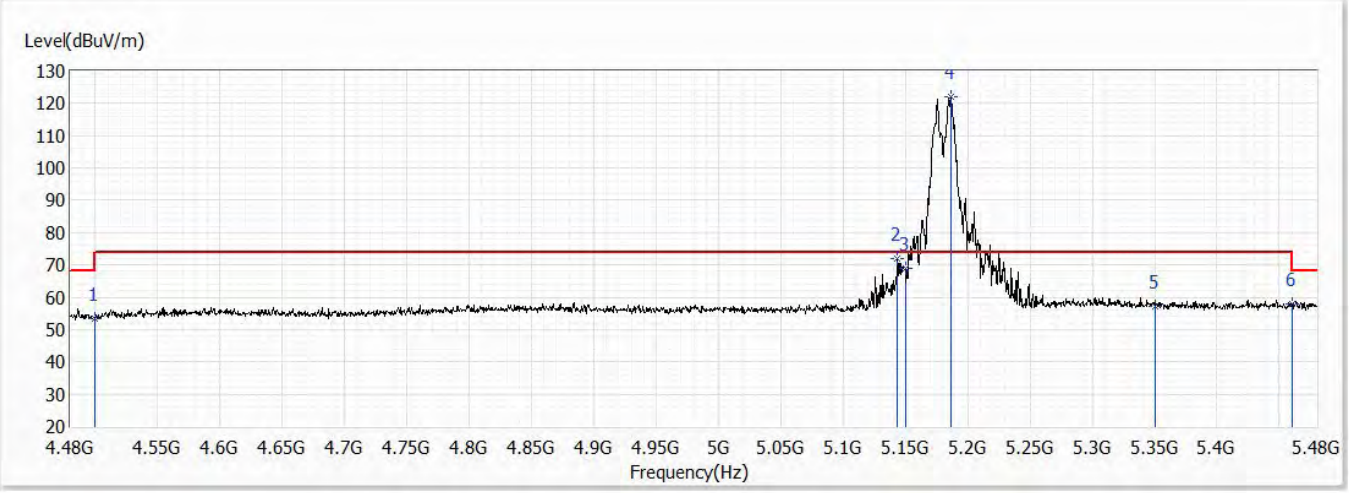

No	Frequency (MHz)	Emission Level (dBuV/m)	Limit (dBuV/m)	Margin (dB)	Reading Level (dBuV)	Correct Factor (dB)	Detector Type
1	4500.000	53.49	74.00	-20.51	29.82	23.67	PK
2	5143.500	72.01	74.00	-1.99	47.58	24.43	PK
3	5150.000	69.09	74.00	-4.91	44.65	24.44	PK
! 4	5187.000	122.16	74.00	48.16	97.65	24.51	PK
5	5350.000	57.32	74.00	-16.68	32.52	24.80	PK
6	5460.000	58.02	74.00	-15.98	33.03	24.99	PK

Note:

1. All reading above 1GHz is performed with peak and/or average measurements as necessary.
2. Emission Level = Reading Level + Correct Factor.
3. The average measurement was not performed when the peak measured data under the limit of average detection. If the readings given are average, peak measurement should also be supplied.
4. The fundamental for reference only, it’s not restricted by unwanted emission limit.

Model No	APL54X	Site	CB2-H
Test Voltage	AC 120V/60Hz	Test Date	2021/3/6
Test Mode	Mode 4: Transmit RU M UNMOD_PoE Mode	Engineer	Ling Chen
Polarity	Horizontal	Temperature (℃)	21.5
Test Condition	802.11ax,Ant0+1,Ch 36,5.18G,BW20M	Humidity (%RH)	51.0

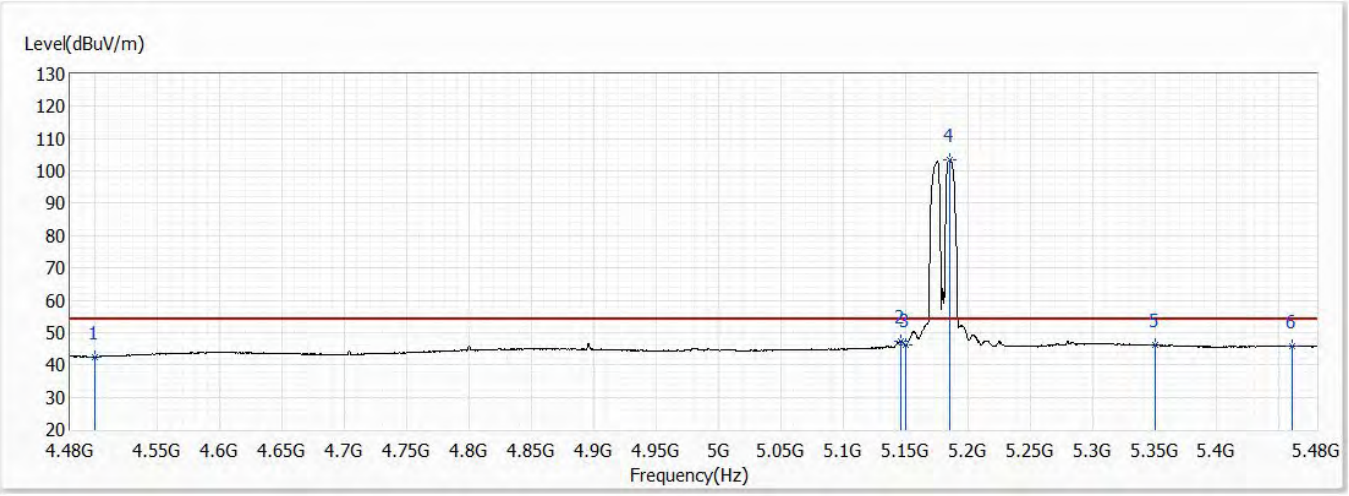

No	Frequency (MHz)	Emission Level (dBuV/m)	Limit (dBuV/m)	Margin (dB)	Reading Level (dBuV)	Correct Factor (dB)	Detector Type
1	4500.000	42.38	54.00	-11.62	18.71	23.67	AV
2	5146.000	47.34	54.00	-6.66	22.90	24.44	AV
3	5150.000	46.04	54.00	-7.96	21.60	24.44	AV
! 4	5186.000	103.44	54.00	49.44	78.93	24.51	AV
5	5350.000	46.10	54.00	-7.90	21.30	24.80	AV
6	5460.000	45.84	54.00	-8.16	20.85	24.99	AV

Note:

1. All reading above 1GHz is performed with peak and/or average measurements as necessary.
2. Emission Level = Reading Level + Correct Factor.
3. The average measurement was not performed when the peak measured data under the limit of average detection. If the readings given are average, peak measurement should also be supplied.
4. The fundamental for reference only, it’s not restricted by unwanted emission limit.

Model No	APL54X	Site	CB2-H
Test Voltage	AC 120V/60Hz	Test Date	2021/3/6
Test Mode	Mode 4: Transmit RU M UNMOD_PoE Mode	Engineer	Ling Chen
Polarity	Vertical	Temperature (℃)	21.5
Test Condition	802.11ax,Ant0+1,Ch 36,5.18G,BW20M	Humidity (%RH)	51.0

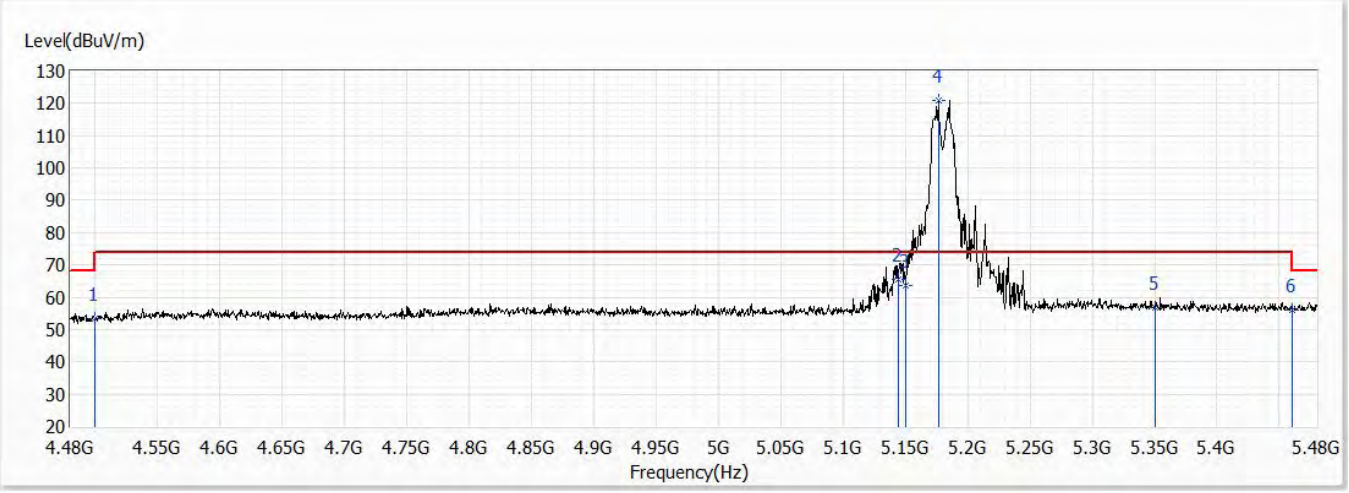

No	Frequency (MHz)	Emission Level (dBuV/m)	Limit (dBuV/m)	Margin (dB)	Reading Level (dBuV)	Correct Factor (dB)	Detector Type
1	4500.000	53.49	74.00	-20.51	29.82	23.67	PK
2	5144.000	65.70	74.00	-8.30	41.27	24.43	PK
3	5150.000	63.74	74.00	-10.26	39.30	24.44	PK
! 4	5176.500	120.88	74.00	46.88	96.38	24.50	PK
5	5350.000	56.74	74.00	-17.26	31.94	24.80	PK
6	5460.000	55.93	74.00	-18.07	30.94	24.99	PK

Note:

1. All reading above 1GHz is performed with peak and/or average measurements as necessary.
2. Emission Level = Reading Level + Correct Factor.
3. The average measurement was not performed when the peak measured data under the limit of average detection. If the readings given are average, peak measurement should also be supplied.
4. The fundamental for reference only, it’s not restricted by unwanted emission limit.

Model No	APL54X	Site	CB2-H
Test Voltage	AC 120V/60Hz	Test Date	2021/3/6
Test Mode	Mode 4: Transmit RU M UNMOD_PoE Mode	Engineer	Ling Chen
Polarity	Vertical	Temperature (℃)	21.5
Test Condition	802.11ax,Ant0+1,Ch 36,5.18G,BW20M	Humidity (%RH)	51.0

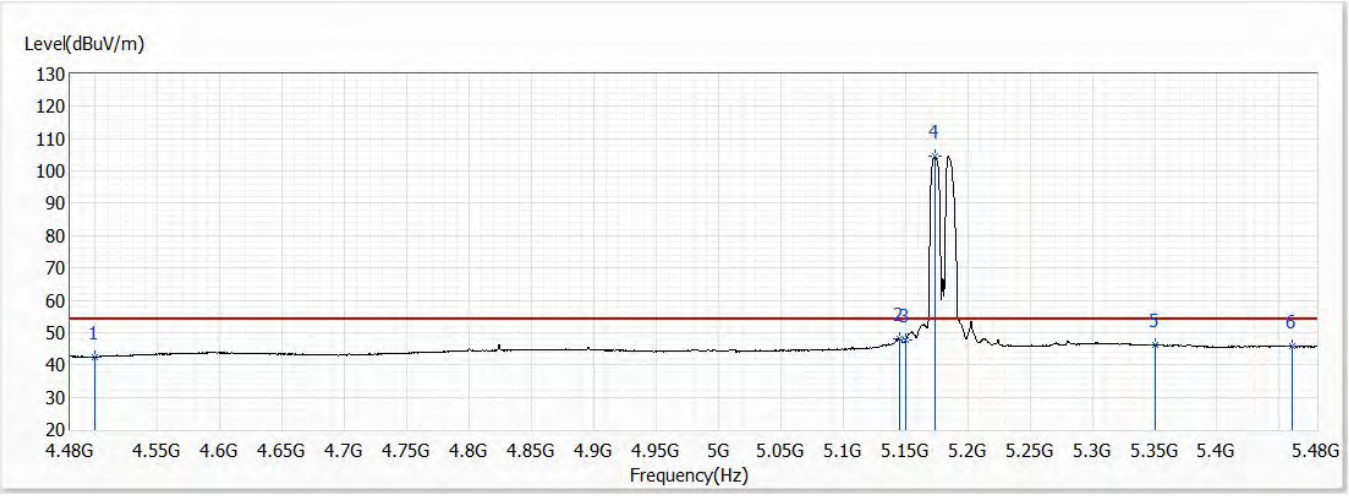

No	Frequency (MHz)	Emission Level (dBuV/m)	Limit (dBuV/m)	Margin (dB)	Reading Level (dBuV)	Correct Factor (dB)	Detector Type
1	4500.000	42.48	54.00	-11.52	18.81	23.67	AV
2	5145.000	48.05	54.00	-5.95	23.62	24.43	AV
3	5150.000	47.70	54.00	-6.30	23.26	24.44	AV
! 4	5174.000	104.74	54.00	50.74	80.26	24.48	AV
5	5350.000	46.17	54.00	-7.83	21.37	24.80	AV
6	5460.000	45.61	54.00	-8.39	20.62	24.99	AV

Note:

1. All reading above 1GHz is performed with peak and/or average measurements as necessary.
2. Emission Level = Reading Level + Correct Factor.
3. The average measurement was not performed when the peak measured data under the limit of average detection. If the readings given are average, peak measurement should also be supplied.
4. The fundamental for reference only, it’s not restricted by unwanted emission limit.

Model No	APL54X	Site	CB2-H
Test Voltage	AC 120V/60Hz	Test Date	2021/3/6
Test Mode	Mode 4: Transmit RU M UNMOD_PoE Mode	Engineer	Ling Chen
Polarity	Horizontal	Temperature (℃)	21.5
Test Condition	802.11ax,Ant0+1,Ch 44,5.22G,BW20M	Humidity (%RH)	51.0

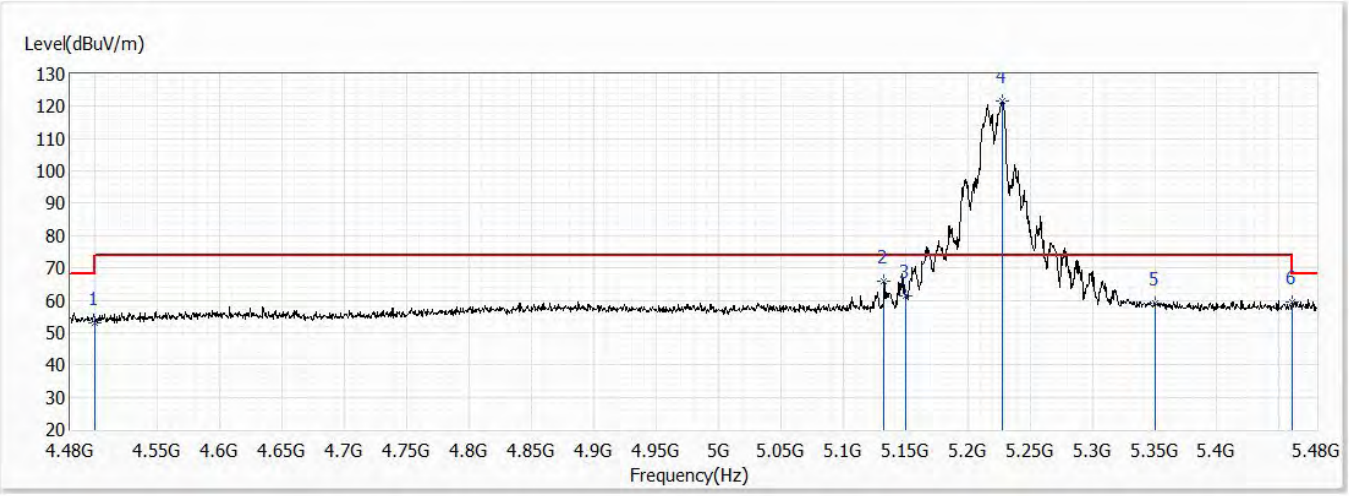

No	Frequency (MHz)	Emission Level (dBuV/m)	Limit (dBuV/m)	Margin (dB)	Reading Level (dBuV)	Correct Factor (dB)	Detector Type
1	4500.000	52.82	74.00	-21.18	29.15	23.67	PK
2	5133.000	65.71	74.00	-8.29	41.30	24.41	PK
3	5150.000	61.17	74.00	-12.83	36.73	24.44	PK
! 4	5227.500	121.83	74.00	47.83	97.24	24.59	PK
5	5350.000	59.00	74.00	-15.00	34.20	24.80	PK
6	5460.000	59.50	74.00	-14.50	34.51	24.99	PK

Note:

1. All reading above 1GHz is performed with peak and/or average measurements as necessary.
2. Emission Level = Reading Level + Correct Factor.
3. The average measurement was not performed when the peak measured data under the limit of average detection. If the readings given are average, peak measurement should also be supplied.
4. The fundamental for reference only, it’s not restricted by unwanted emission limit.

Model No	APL54X	Site	CB2-H
Test Voltage	AC 120V/60Hz	Test Date	2021/3/6
Test Mode	Mode 4: Transmit RU M UNMOD_PoE Mode	Engineer	Ling Chen
Polarity	Horizontal	Temperature (℃)	21.5
Test Condition	802.11ax,Ant0+1,Ch 44,5.22G,BW20M	Humidity (%RH)	51.0

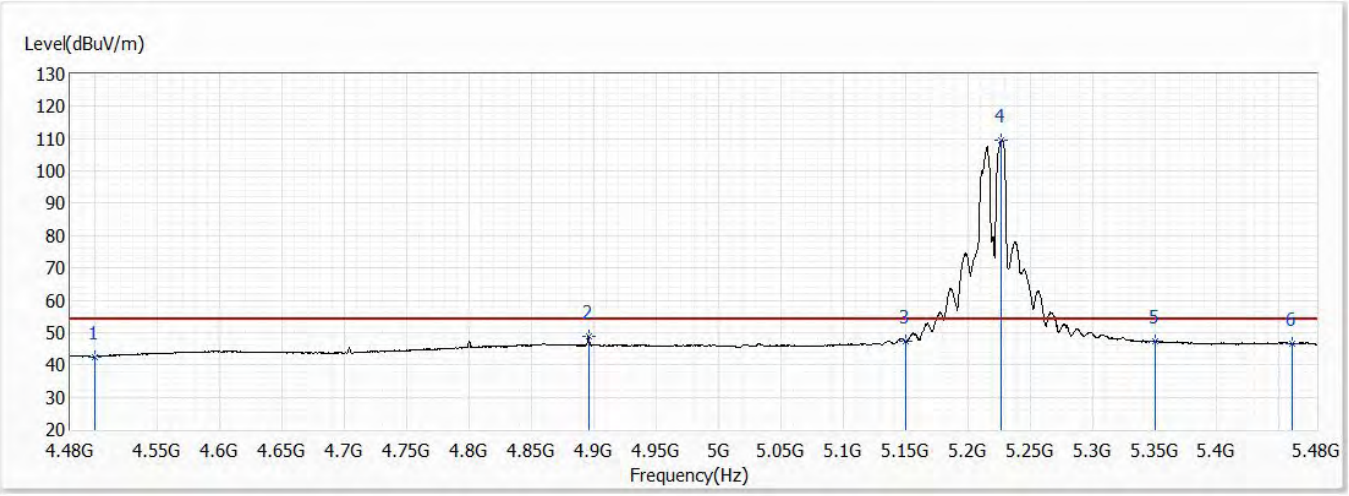

No	Frequency (MHz)	Emission Level (dBuV/m)	Limit (dBuV/m)	Margin (dB)	Reading Level (dBuV)	Correct Factor (dB)	Detector Type
1	4500.000	42.56	54.00	-11.44	18.89	23.67	AV
2	4896.000	48.98	54.00	-5.02	24.92	24.06	AV
3	5150.000	47.26	54.00	-6.74	22.82	24.44	AV
! 4	5227.000	109.39	54.00	55.39	84.80	24.59	AV
5	5350.000	47.33	54.00	-6.67	22.53	24.80	AV
6	5460.000	46.66	54.00	-7.34	21.67	24.99	AV

Note:

1. All reading above 1GHz is performed with peak and/or average measurements as necessary.
2. Emission Level = Reading Level + Correct Factor.
3. The average measurement was not performed when the peak measured data under the limit of average detection. If the readings given are average, peak measurement should also be supplied.
4. The fundamental for reference only, it’s not restricted by unwanted emission limit.