Model No	APL54X	Site	CB2-H
Test Voltage	AC 120V/60Hz	Test Date	2021/3/6
Test Mode	Mode 4: Transmit RU M UNMOD_PoE Mode	Engineer	Ling Chen
Polarity	Vertical	Temperature (℃)	21.5
Test Condition	802.11ax,Ant0+1,Ch 44,5.22G,BW20M	Humidity (%RH)	51.0

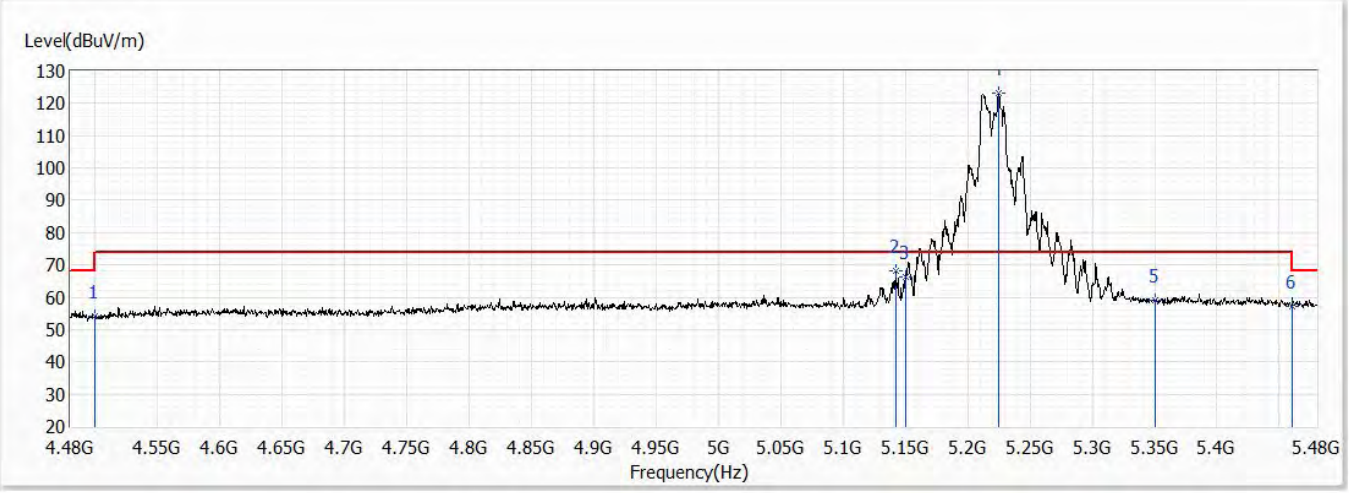

No	Frequency (MHz)	Emission Level (dBuV/m)	Limit (dBuV/m)	Margin (dB)	Reading Level (dBuV)	Correct Factor (dB)	Detector Type
1	4500.000	54.16	74.00	-19.84	30.49	23.67	PK
2	5142.000	68.09	74.00	-5.91	43.66	24.43	PK
3	5150.000	66.46	74.00	-7.54	42.02	24.44	PK
! 4	5224.500	123.36	74.00	49.36	98.79	24.57	PK
5	5350.000	58.96	74.00	-15.04	34.16	24.80	PK
6	5460.000	57.07	74.00	-16.93	32.08	24.99	PK

Note:

1. All reading above 1GHz is performed with peak and/or average measurements as necessary.
2. Emission Level = Reading Level + Correct Factor.
3. The average measurement was not performed when the peak measured data under the limit of average detection. If the readings given are average, peak measurement should also be supplied.
4. The fundamental for reference only, it’s not restricted by unwanted emission limit.

Model No	APL54X	Site	CB2-H
Test Voltage	AC 120V/60Hz	Test Date	2021/3/6
Test Mode	Mode 4: Transmit RU M UNMOD_PoE Mode	Engineer	Ling Chen
Polarity	Vertical	Temperature (℃)	21.5
Test Condition	802.11ax,Ant0+1,Ch 44,5.22G,BW20M	Humidity (%RH)	51.0

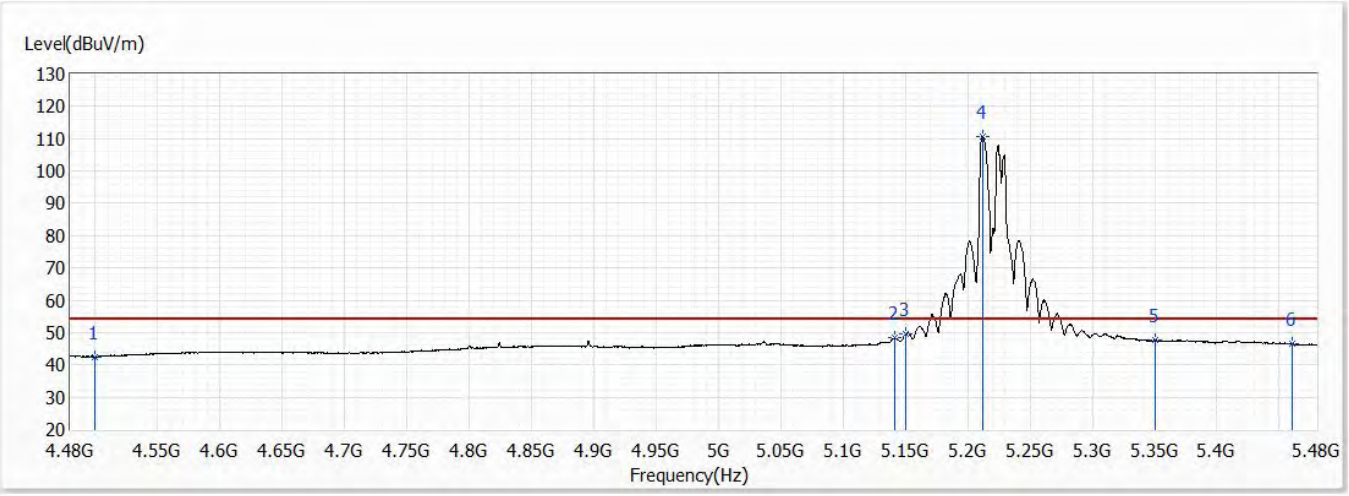

No	Frequency (MHz)	Emission Level (dBuV/m)	Limit (dBuV/m)	Margin (dB)	Reading Level (dBuV)	Correct Factor (dB)	Detector Type
1	4500.000	42.51	54.00	-11.49	18.84	23.67	AV
2	5141.500	48.28	54.00	-5.72	23.85	24.43	AV
3	5150.000	49.74	54.00	-4.26	25.30	24.44	AV
! 4	5212.500	110.81	54.00	56.81	86.26	24.55	AV
5	5350.000	47.68	54.00	-6.32	22.88	24.80	AV
6	5460.000	46.40	54.00	-7.60	21.41	24.99	AV

Note:

1. All reading above 1GHz is performed with peak and/or average measurements as necessary.
2. Emission Level = Reading Level + Correct Factor.
3. The average measurement was not performed when the peak measured data under the limit of average detection. If the readings given are average, peak measurement should also be supplied.
4. The fundamental for reference only, it’s not restricted by unwanted emission limit.

Model No	APL54X	Site	CB2-H
Test Voltage	AC 120V/60Hz	Test Date	2021/3/6
Test Mode	Mode 4: Transmit RU M UNMOD_PoE Mode	Engineer	Ling Chen
Polarity	Horizontal	Temperature (℃)	21.5
Test Condition	802.11ax,Ant0+1,Ch 48,5.24G,BW20M	Humidity (%RH)	51.0

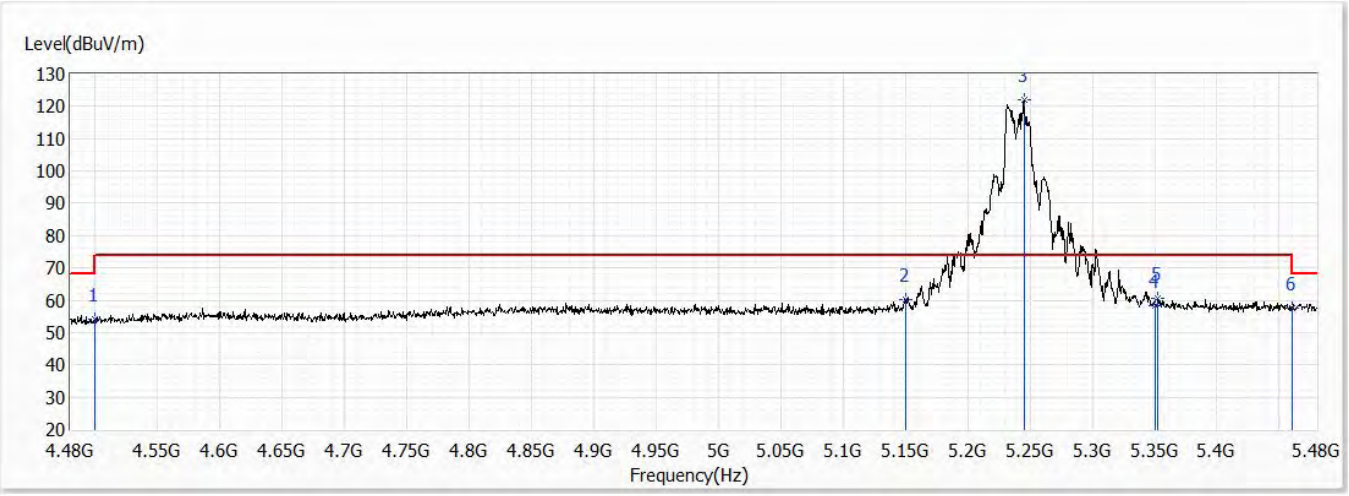

No	Frequency (MHz)	Emission Level (dBuV/m)	Limit (dBuV/m)	Margin (dB)	Reading Level (dBuV)	Correct Factor (dB)	Detector Type
1	4500.000	54.09	74.00	-19.91	30.42	23.67	PK
2	5150.000	60.21	74.00	-13.79	35.77	24.44	PK
! 3	5245.000	121.88	74.00	47.88	97.27	24.61	PK
4	5350.000	58.50	74.00	-15.50	33.70	24.80	PK
5	5352.500	60.66	74.00	-13.34	35.86	24.80	PK
6	5460.000	57.44	74.00	-16.56	32.45	24.99	PK

Note:

1. All reading above 1GHz is performed with peak and/or average measurements as necessary.
2. Emission Level = Reading Level + Correct Factor.
3. The average measurement was not performed when the peak measured data under the limit of average detection. If the readings given are average, peak measurement should also be supplied.
4. The fundamental for reference only, it’s not restricted by unwanted emission limit.

Model No	APL54X	Site	CB2-H
Test Voltage	AC 120V/60Hz	Test Date	2021/3/6
Test Mode	Mode 4: Transmit RU M UNMOD_PoE Mode	Engineer	Ling Chen
Polarity	Horizontal	Temperature (℃)	21.5
Test Condition	802.11ax,Ant0+1,Ch 48,5.24G,BW20M	Humidity (%RH)	51.0

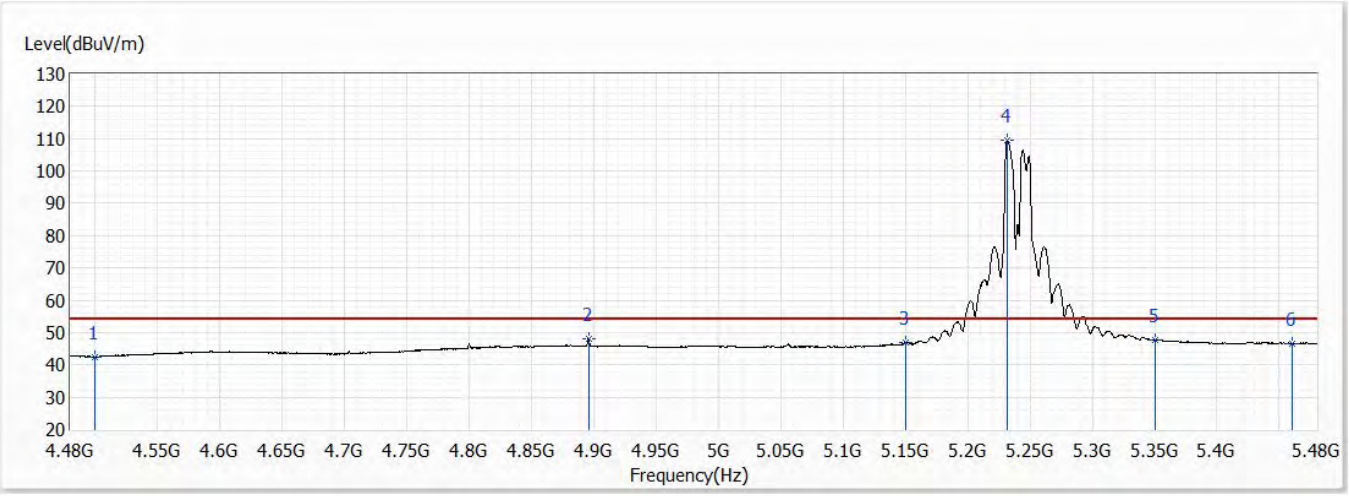

No	Frequency (MHz)	Emission Level (dBuV/m)	Limit (dBuV/m)	Margin (dB)	Reading Level (dBuV)	Correct Factor (dB)	Detector Type
1	4500.000	42.45	54.00	-11.55	18.78	23.67	AV
2	4896.000	47.96	54.00	-6.04	23.90	24.06	AV
3	5150.000	46.79	54.00	-7.21	22.35	24.44	AV
! 4	5231.500	109.35	54.00	55.35	84.76	24.59	AV
5	5350.000	47.76	54.00	-6.24	22.96	24.80	AV
6	5460.000	46.49	54.00	-7.51	21.50	24.99	AV

Note:

1. All reading above 1GHz is performed with peak and/or average measurements as necessary.
2. Emission Level = Reading Level + Correct Factor.
3. The average measurement was not performed when the peak measured data under the limit of average detection. If the readings given are average, peak measurement should also be supplied.
4. The fundamental for reference only, it’s not restricted by unwanted emission limit.

Model No	APL54X	Site	CB2-H
Test Voltage	AC 120V/60Hz	Test Date	2021/3/6
Test Mode	Mode 4: Transmit RU M UNMOD_PoE Mode	Engineer	Ling Chen
Polarity	Vertical	Temperature (℃)	21.5
Test Condition	802.11ax,Ant0+1,Ch 48,5.24G,BW20M	Humidity (%RH)	51.0

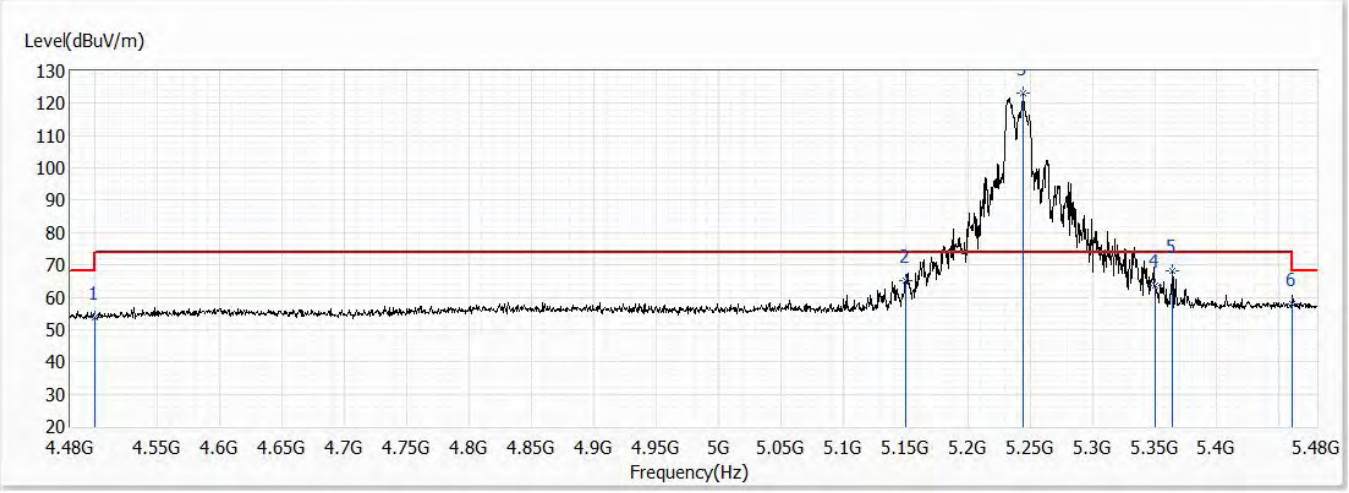

No	Frequency (MHz)	Emission Level (dBuV/m)	Limit (dBuV/m)	Margin (dB)	Reading Level (dBuV)	Correct Factor (dB)	Detector Type
1	4500.000	53.93	74.00	-20.07	30.26	23.67	PK
2	5150.000	65.07	74.00	-8.93	40.63	24.44	PK
! 3	5244.500	123.26	74.00	49.26	98.65	24.61	PK
4	5350.000	63.59	74.00	-10.41	38.79	24.80	PK
5	5364.500	68.19	74.00	-5.81	43.37	24.82	PK
6	5460.000	57.99	74.00	-16.01	33.00	24.99	PK

Note:

1. All reading above 1GHz is performed with peak and/or average measurements as necessary.
2. Emission Level = Reading Level + Correct Factor.
3. The average measurement was not performed when the peak measured data under the limit of average detection. If the readings given are average, peak measurement should also be supplied.
4. The fundamental for reference only, it’s not restricted by unwanted emission limit.

Model No	APL54X	Site	CB2-H
Test Voltage	AC 120V/60Hz	Test Date	2021/3/6
Test Mode	Mode 4: Transmit RU M UNMOD_PoE Mode	Engineer	Ling Chen
Polarity	Vertical	Temperature (℃)	21.5
Test Condition	802.11ax,Ant0+1,Ch 48,5.24G,BW20M	Humidity (%RH)	51.0

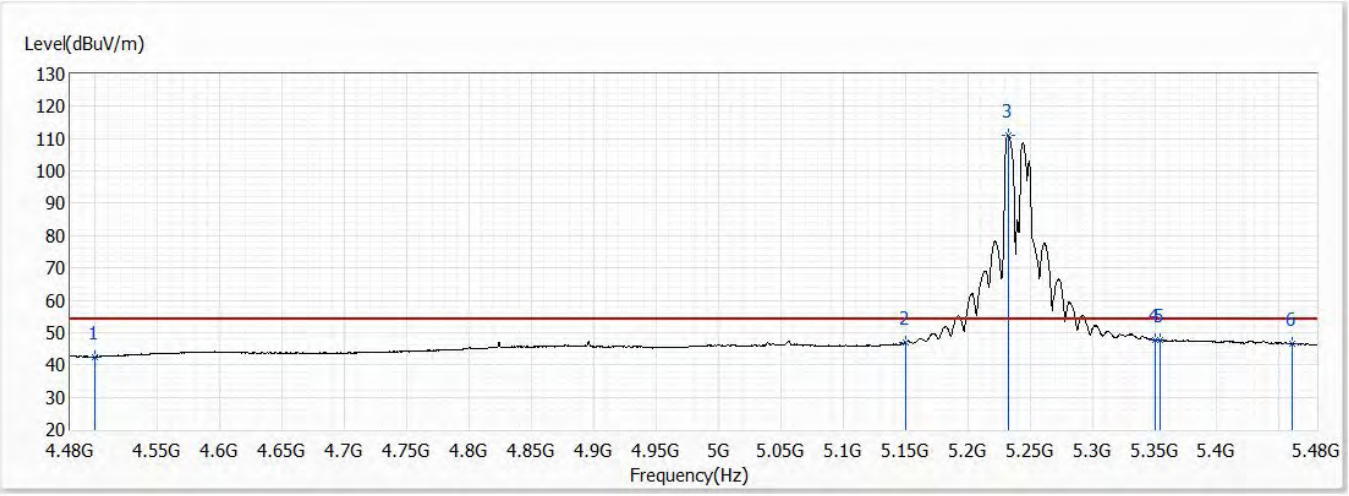

No	Frequency (MHz)	Emission Level (dBuV/m)	Limit (dBuV/m)	Margin (dB)	Reading Level (dBuV)	Correct Factor (dB)	Detector Type
1	4500.000	42.44	54.00	-11.56	18.77	23.67	AV
2	5150.000	47.02	54.00	-6.98	22.58	24.44	AV
! 3	5232.500	111.14	54.00	57.14	86.55	24.59	AV
4	5350.000	47.87	54.00	-6.13	23.07	24.80	AV
5	5354.500	47.73	54.00	-6.27	22.93	24.80	AV
6	5460.000	46.49	54.00	-7.51	21.50	24.99	AV

Note:

1. All reading above 1GHz is performed with peak and/or average measurements as necessary.
2. Emission Level = Reading Level + Correct Factor.
3. The average measurement was not performed when the peak measured data under the limit of average detection. If the readings given are average, peak measurement should also be supplied.
4. The fundamental for reference only, it’s not restricted by unwanted emission limit.

Model No	APL54X	Site	CB2-H
Test Voltage	AC 120V/60Hz	Test Date	2021/3/4
Test Mode	Mode 4: Transmit RU M UNMOD_PoE Mode	Engineer	Ling Chen
Polarity	Horizontal	Temperature (℃)	21.5
Test Condition	802.11ax,Ant0+1,Ch 42,5.19G,BW40M	Humidity (%RH)	51.0

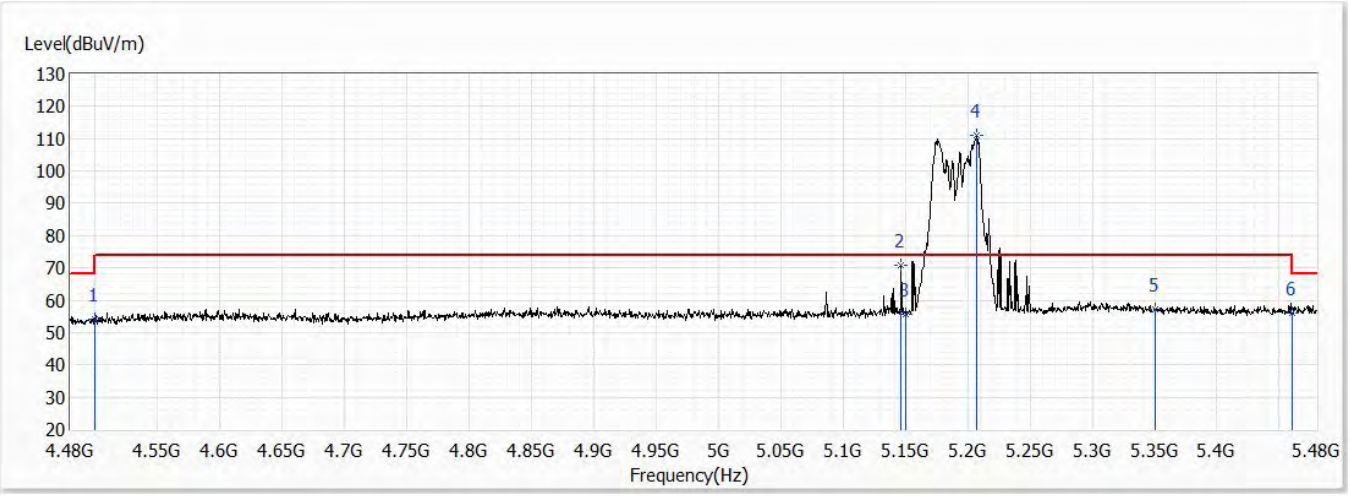

No	Frequency (MHz)	Emission Level (dBuV/m)	Limit (dBuV/m)	Margin (dB)	Reading Level (dBuV)	Correct Factor (dB)	Detector Type
1	4500.000	54.00	74.00	-20.00	30.33	23.67	PK
2	5146.500	70.95	74.00	-3.05	46.51	24.44	PK
3	5150.000	55.65	74.00	-18.35	31.21	24.44	PK
! 4	5207.500	111.11	74.00	37.11	86.56	24.55	PK
5	5350.000	57.15	74.00	-16.85	32.35	24.80	PK
6	5460.000	56.20	74.00	-17.80	31.21	24.99	PK

Note:

1. All reading above 1GHz is performed with peak and/or average measurements as necessary.
2. Emission Level = Reading Level + Correct Factor.
3. The average measurement was not performed when the peak measured data under the limit of average detection. If the readings given are average, peak measurement should also be supplied.
4. The fundamental for reference only, it’s not restricted by unwanted emission limit.

Model No	APL54X	Site	CB2-H
Test Voltage	AC 120V/60Hz	Test Date	2021/3/4
Test Mode	Mode 4: Transmit RU M UNMOD_PoE Mode	Engineer	Ling Chen
Polarity	Horizontal	Temperature (℃)	21.5
Test Condition	802.11ax,Ant0+1,Ch 42,5.19G,BW40M	Humidity (%RH)	51.0

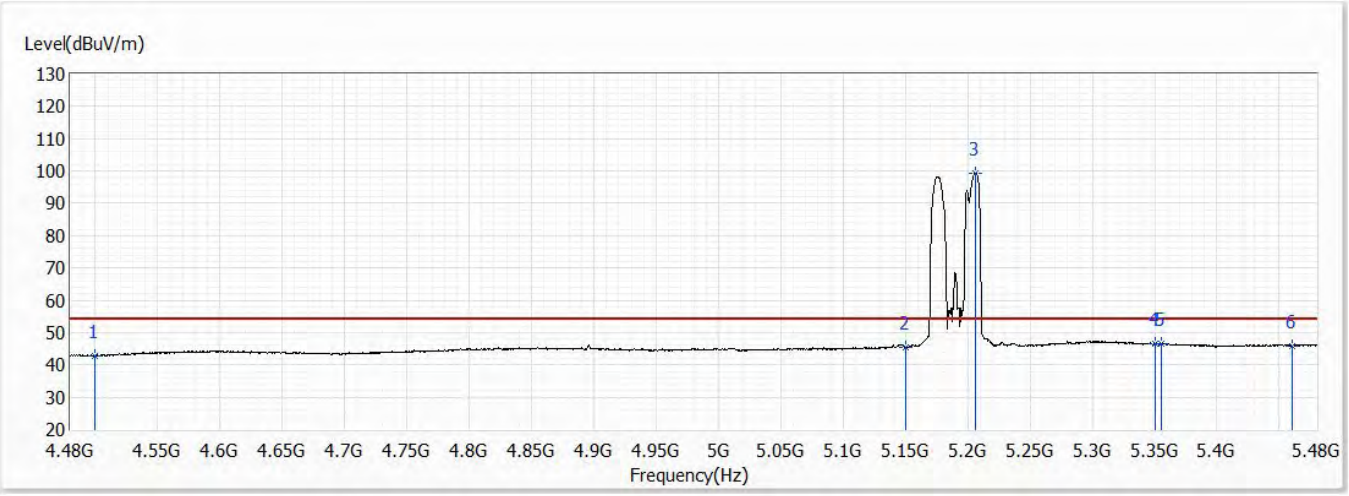

No	Frequency (MHz)	Emission Level (dBuV/m)	Limit (dBuV/m)	Margin (dB)	Reading Level (dBuV)	Correct Factor (dB)	Detector Type
1	4500.000	42.77	54.00	-11.23	19.10	23.67	AV
2	5150.000	45.48	54.00	-8.52	21.04	24.44	AV
! 3	5206.500	99.23	54.00	45.23	74.69	24.54	AV
4	5350.000	46.38	54.00	-7.62	21.58	24.80	AV
5	5355.500	46.40	54.00	-7.60	21.59	24.81	AV
6	5460.000	45.95	54.00	-8.05	20.96	24.99	AV

Note:

1. All reading above 1GHz is performed with peak and/or average measurements as necessary.
2. Emission Level = Reading Level + Correct Factor.
3. The average measurement was not performed when the peak measured data under the limit of average detection. If the readings given are average, peak measurement should also be supplied.
4. The fundamental for reference only, it’s not restricted by unwanted emission limit.

Model No	APL54X	Site	CB2-H
Test Voltage	AC 120V/60Hz	Test Date	2021/3/4
Test Mode	Mode 4: Transmit RU M UNMOD_PoE Mode	Engineer	Ling Chen
Polarity	Vertical	Temperature (℃)	21.5
Test Condition	802.11ax,Ant0+1,Ch 42,5.19G,BW40M	Humidity (%RH)	51.0

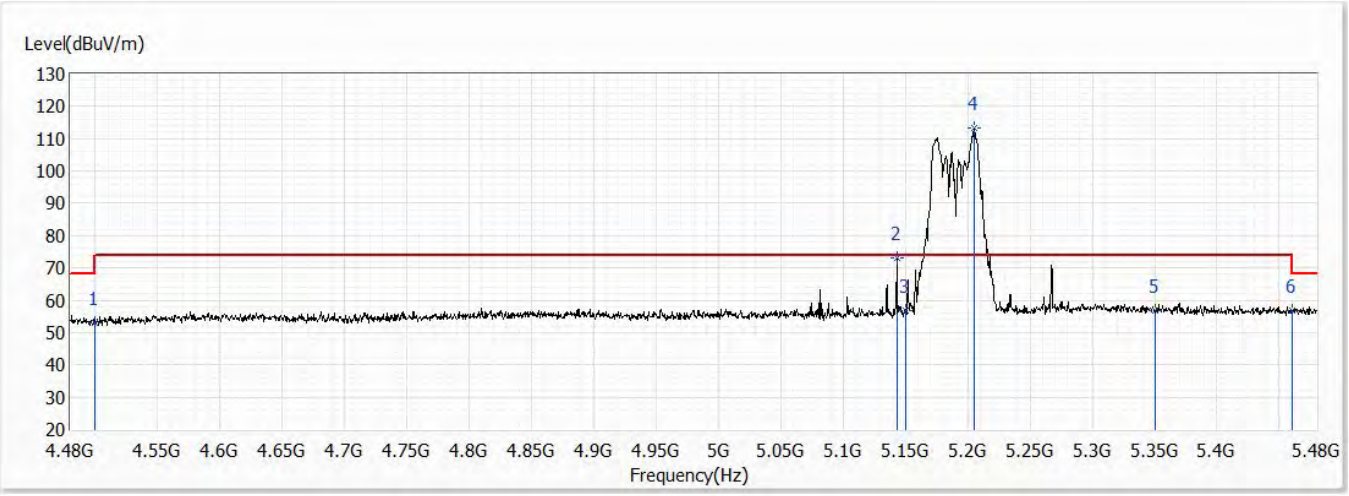

No	Frequency (MHz)	Emission Level (dBuV/m)	Limit (dBuV/m)	Margin (dB)	Reading Level (dBuV)	Correct Factor (dB)	Detector Type
1	4500.000	52.89	74.00	-21.11	29.22	23.67	PK
2	5143.000	73.14	74.00	-0.86	48.71	24.43	PK
3	5150.000	56.77	74.00	-17.23	32.33	24.44	PK
! 4	5205.500	113.17	74.00	39.17	88.63	24.54	PK
5	5350.000	56.70	74.00	-17.30	31.90	24.80	PK
6	5460.000	56.74	74.00	-17.26	31.75	24.99	PK

Note:

1. All reading above 1GHz is performed with peak and/or average measurements as necessary.
2. Emission Level = Reading Level + Correct Factor.
3. The average measurement was not performed when the peak measured data under the limit of average detection. If the readings given are average, peak measurement should also be supplied.
4. The fundamental for reference only, it’s not restricted by unwanted emission limit.

Model No	APL54X	Site	CB2-H
Test Voltage	AC 120V/60Hz	Test Date	2021/3/4
Test Mode	Mode 4: Transmit RU M UNMOD_PoE Mode	Engineer	Ling Chen
Polarity	Vertical	Temperature (℃)	21.5
Test Condition	802.11ax,Ant0+1,Ch 42,5.19G,BW40M	Humidity (%RH)	51.0

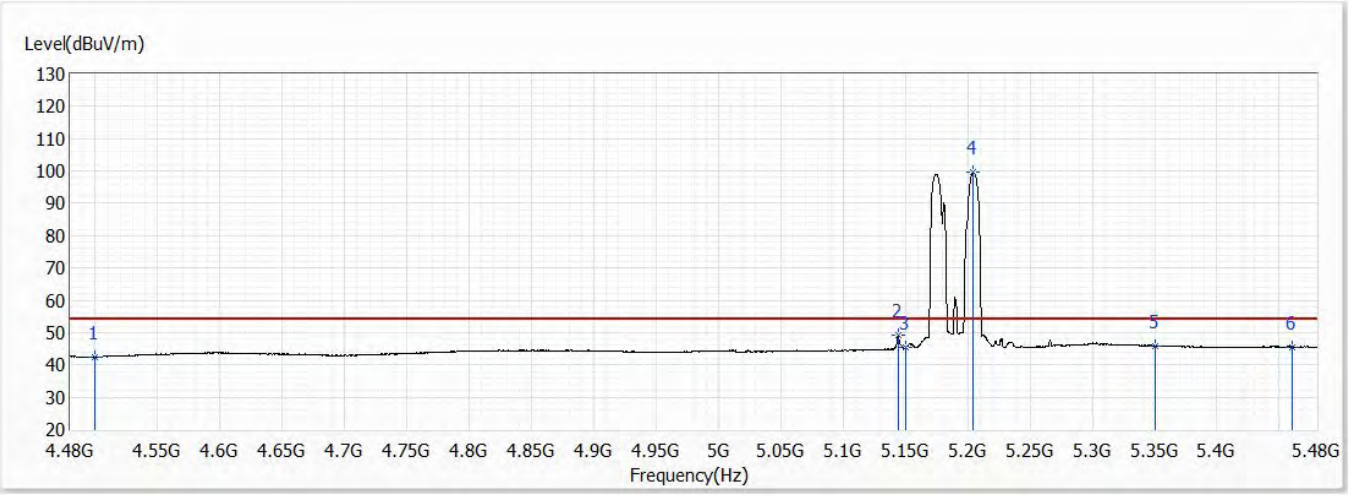

No	Frequency (MHz)	Emission Level (dBuV/m)	Limit (dBuV/m)	Margin (dB)	Reading Level (dBuV)	Correct Factor (dB)	Detector Type
1	4500.000	42.39	54.00	-11.61	18.72	23.67	AV
2	5144.000	49.25	54.00	-4.75	24.82	24.43	AV
3	5150.000	45.25	54.00	-8.75	20.81	24.44	AV
! 4	5204.500	99.47	54.00	45.47	74.94	24.53	AV
5	5350.000	45.95	54.00	-8.05	21.15	24.80	AV
6	5460.000	45.53	54.00	-8.47	20.54	24.99	AV

Note:

1. All reading above 1GHz is performed with peak and/or average measurements as necessary.
2. Emission Level = Reading Level + Correct Factor.
3. The average measurement was not performed when the peak measured data under the limit of average detection. If the readings given are average, peak measurement should also be supplied.
4. The fundamental for reference only, it’s not restricted by unwanted emission limit.

Model No	APL54X	Site	CB2-H
Test Voltage	AC 120V/60Hz	Test Date	2021/3/5
Test Mode	Mode 4: Transmit RU M UNMOD_PoE Mode	Engineer	Ling Chen
Polarity	Horizontal	Temperature (℃)	21.5
Test Condition	802.11ax,Ant0+1,Ch 46,5.23G,BW40M	Humidity (%RH)	51.0

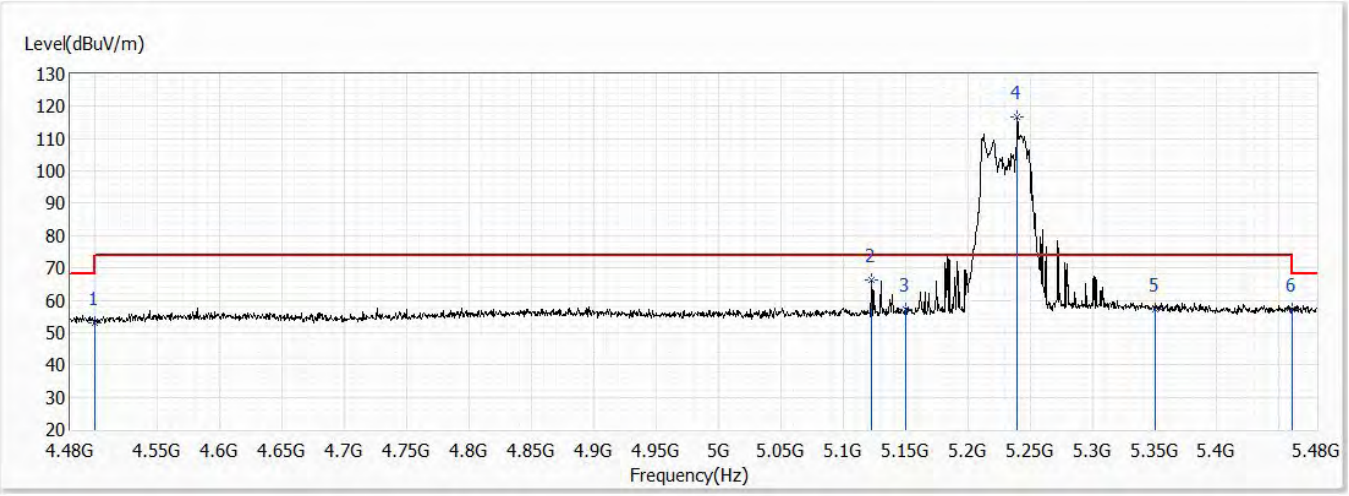

No	Frequency (MHz)	Emission Level (dBuV/m)	Limit (dBuV/m)	Margin (dB)	Reading Level (dBuV)	Correct Factor (dB)	Detector Type
1	4500.000	53.10	74.00	-20.90	29.43	23.67	PK
2	5123.000	66.10	74.00	-7.90	41.71	24.39	PK
3	5150.000	57.08	74.00	-16.92	32.64	24.44	PK
! 4	5240.000	116.85	74.00	42.85	92.25	24.60	PK
5	5350.000	57.26	74.00	-16.74	32.46	24.80	PK
6	5460.000	57.05	74.00	-16.95	32.06	24.99	PK

Note:

1. All reading above 1GHz is performed with peak and/or average measurements as necessary.
2. Emission Level = Reading Level + Correct Factor.
3. The average measurement was not performed when the peak measured data under the limit of average detection. If the readings given are average, peak measurement should also be supplied.
4. The fundamental for reference only, it’s not restricted by unwanted emission limit.

Model No	APL54X	Site	CB2-H
Test Voltage	AC 120V/60Hz	Test Date	2021/3/5
Test Mode	Mode 4: Transmit RU M UNMOD_PoE Mode	Engineer	Ling Chen
Polarity	Horizontal	Temperature (℃)	21.5
Test Condition	802.11ax,Ant0+1,Ch 46,5.23G,BW40M	Humidity (%RH)	51.0

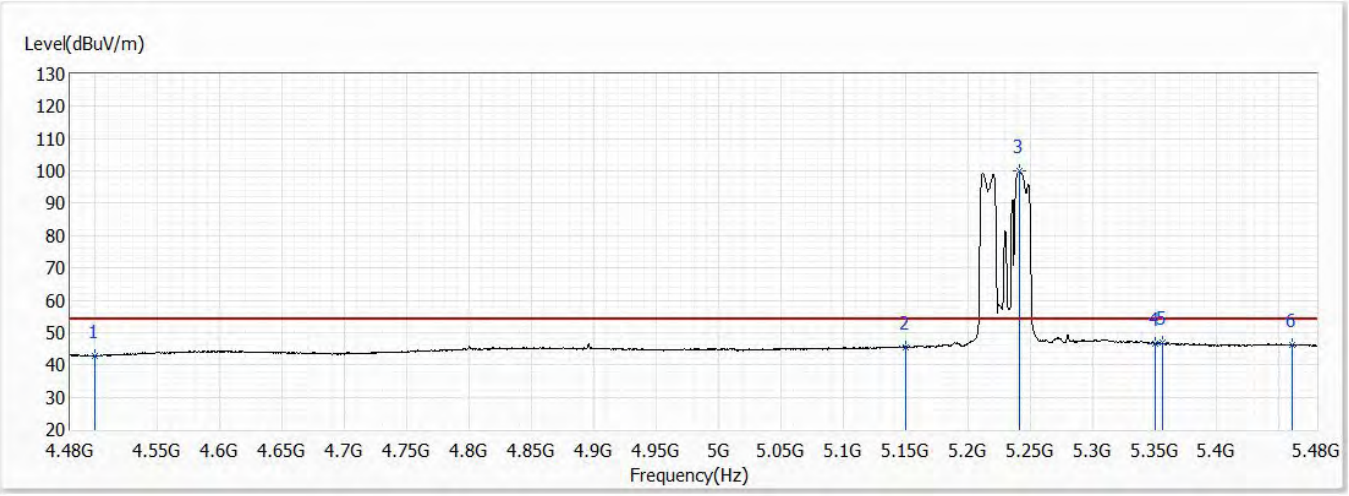

No	Frequency (MHz)	Emission Level (dBuV/m)	Limit (dBuV/m)	Margin (dB)	Reading Level (dBuV)	Correct Factor (dB)	Detector Type
1	4500.000	42.76	54.00	-11.24	19.09	23.67	AV
2	5150.000	45.53	54.00	-8.47	21.09	24.44	AV
! 3	5242.000	100.10	54.00	46.10	75.49	24.61	AV
4	5350.000	46.70	54.00	-7.30	21.90	24.80	AV
5	5356.000	46.80	54.00	-7.20	21.99	24.81	AV
6	5460.000	46.24	54.00	-7.76	21.25	24.99	AV

Note:

1. All reading above 1GHz is performed with peak and/or average measurements as necessary.
2. Emission Level = Reading Level + Correct Factor.
3. The average measurement was not performed when the peak measured data under the limit of average detection. If the readings given are average, peak measurement should also be supplied.
4. The fundamental for reference only, it’s not restricted by unwanted emission limit.

Model No	APL54X	Site	CB2-H
Test Voltage	AC 120V/60Hz	Test Date	2021/3/5
Test Mode	Mode 4: Transmit RU M UNMOD_PoE Mode	Engineer	Ling Chen
Polarity	Vertical	Temperature (℃)	21.5
Test Condition	802.11ax,Ant0+1,Ch 46,5.23G,BW40M	Humidity (%RH)	51.0

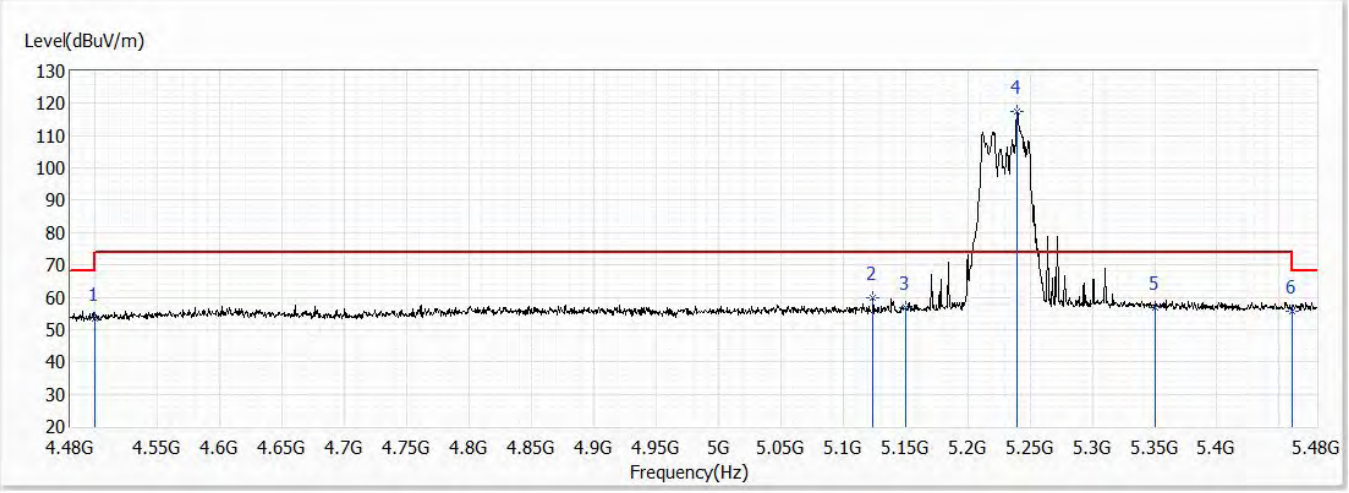

No	Frequency (MHz)	Emission Level (dBuV/m)	Limit (dBuV/m)	Margin (dB)	Reading Level (dBuV)	Correct Factor (dB)	Detector Type
1	4500.000	53.33	74.00	-20.67	29.66	23.67	PK
2	5124.000	59.90	74.00	-14.10	35.51	24.39	PK
3	5150.000	56.76	74.00	-17.24	32.32	24.44	PK
! 4	5239.500	117.65	74.00	43.65	93.05	24.60	PK
5	5350.000	56.87	74.00	-17.13	32.07	24.80	PK
6	5460.000	55.81	74.00	-18.19	30.82	24.99	PK

Note:

1. All reading above 1GHz is performed with peak and/or average measurements as necessary.
2. Emission Level = Reading Level + Correct Factor.
3. The average measurement was not performed when the peak measured data under the limit of average detection. If the readings given are average, peak measurement should also be supplied.
4. The fundamental for reference only, it’s not restricted by unwanted emission limit.

Model No	APL54X	Site	CB2-H
Test Voltage	AC 120V/60Hz	Test Date	2021/3/5
Test Mode	Mode 4: Transmit RU M UNMOD_PoE Mode	Engineer	Ling Chen
Polarity	Vertical	Temperature (℃)	21.5
Test Condition	802.11ax,Ant0+1,Ch 46,5.23G,BW40M	Humidity (%RH)	51.0

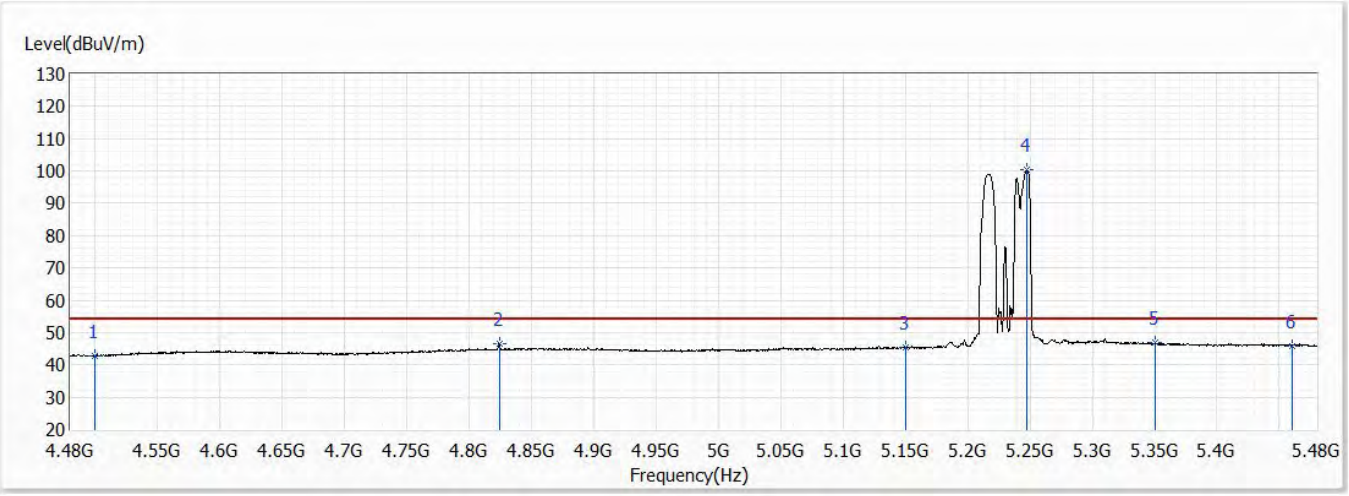

No	Frequency (MHz)	Emission Level (dBuV/m)	Limit (dBuV/m)	Margin (dB)	Reading Level (dBuV)	Correct Factor (dB)	Detector Type
1	4500.000	42.63	54.00	-11.37	18.96	23.67	AV
2	4824.000	46.67	54.00	-7.33	22.68	23.99	AV
3	5150.000	45.43	54.00	-8.57	20.99	24.44	AV
! 4	5247.500	100.39	54.00	46.39	75.77	24.62	AV
5	5350.000	46.83	54.00	-7.17	22.03	24.80	AV
6	5460.000	45.86	54.00	-8.14	20.87	24.99	AV

Note:

1. All reading above 1GHz is performed with peak and/or average measurements as necessary.
2. Emission Level = Reading Level + Correct Factor.
3. The average measurement was not performed when the peak measured data under the limit of average detection. If the readings given are average, peak measurement should also be supplied.
4. The fundamental for reference only, it’s not restricted by unwanted emission limit.

Model No	APL54X	Site	CB2-H
Test Voltage	AC 120V/60Hz	Test Date	2021/3/4
Test Mode	Mode 4: Transmit RU M UNMOD_PoE Mode	Engineer	Ling Chen
Polarity	Horizontal	Temperature (℃)	21.5
Test Condition	802.11ax,Ant0+1,Ch 42,5.21G,BW80M	Humidity (%RH)	51.0

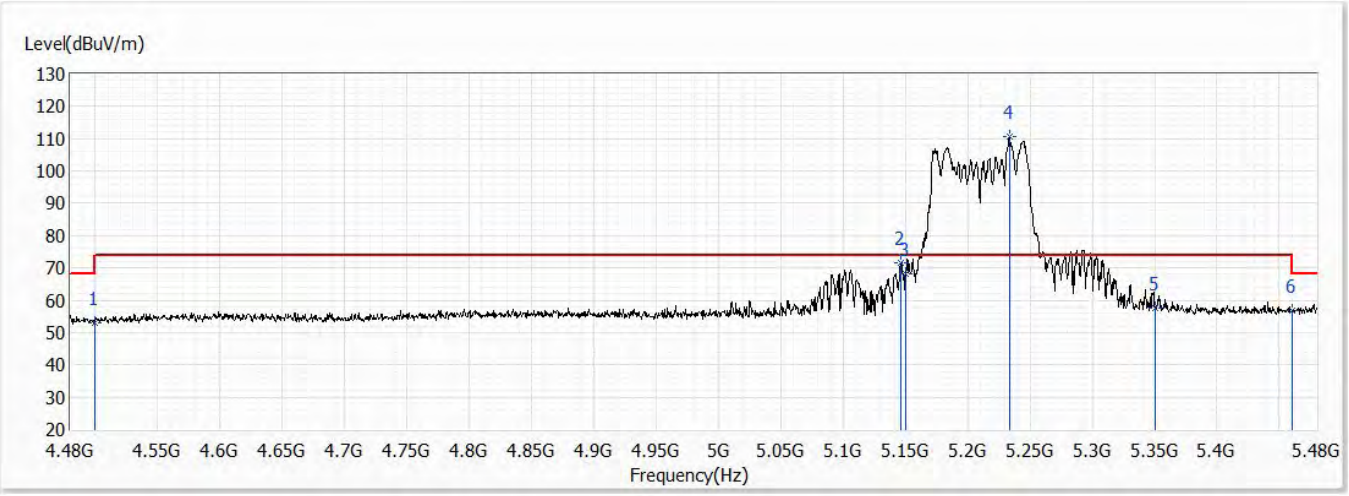

No	Frequency (MHz)	Emission Level (dBuV/m)	Limit (dBuV/m)	Margin (dB)	Reading Level (dBuV)	Correct Factor (dB)	Detector Type
1	4500.000	52.96	74.00	-21.04	29.29	23.67	PK
2	5146.500	71.75	74.00	-2.25	47.31	24.44	PK
3	5150.000	68.12	74.00	-5.88	43.68	24.44	PK
! 4	5233.500	110.74	74.00	36.74	86.15	24.59	PK
5	5350.000	57.63	74.00	-16.37	32.83	24.80	PK
6	5460.000	56.66	74.00	-17.34	31.67	24.99	PK

Note:

1. All reading above 1GHz is performed with peak and/or average measurements as necessary.
2. Emission Level = Reading Level + Correct Factor.
3. The average measurement was not performed when the peak measured data under the limit of average detection. If the readings given are average, peak measurement should also be supplied.
4. The fundamental for reference only, it’s not restricted by unwanted emission limit.

Model No	APL54X	Site	CB2-H
Test Voltage	AC 120V/60Hz	Test Date	2021/3/4
Test Mode	Mode 4: Transmit RU M UNMOD_PoE Mode	Engineer	Ling Chen
Polarity	Horizontal	Temperature (℃)	21.5
Test Condition	802.11ax,Ant0+1,Ch 42,5.21G,BW80M	Humidity (%RH)	51.0

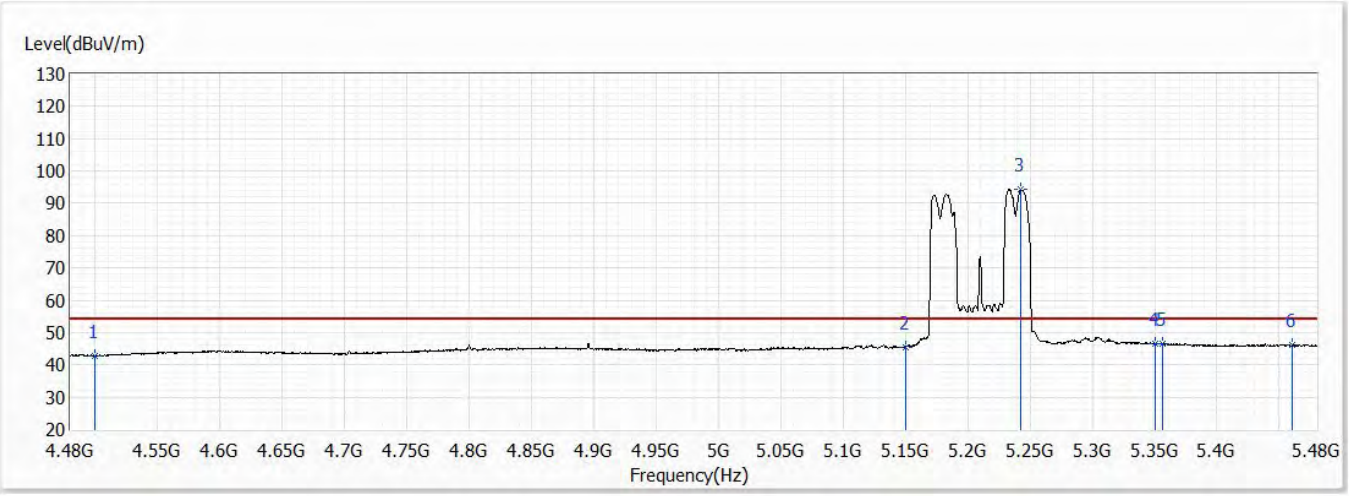

No	Frequency (MHz)	Emission Level (dBuV/m)	Limit (dBuV/m)	Margin (dB)	Reading Level (dBuV)	Correct Factor (dB)	Detector Type
1	4500.000	42.88	54.00	-11.12	19.21	23.67	AV
2	5150.000	45.60	54.00	-8.40	21.16	24.44	AV
! 3	5243.000	94.31	54.00	40.31	69.70	24.61	AV
4	5350.000	46.49	54.00	-7.51	21.69	24.80	AV
5	5356.000	46.65	54.00	-7.35	21.84	24.81	AV
6	5460.000	46.02	54.00	-7.98	21.03	24.99	AV

Note:

1. All reading above 1GHz is performed with peak and/or average measurements as necessary.
2. Emission Level = Reading Level + Correct Factor.
3. The average measurement was not performed when the peak measured data under the limit of average detection. If the readings given are average, peak measurement should also be supplied.
4. The fundamental for reference only, it’s not restricted by unwanted emission limit.

Model No	APL54X	Site	CB2-H
Test Voltage	AC 120V/60Hz	Test Date	2021/3/4
Test Mode	Mode 4: Transmit RU M UNMOD_PoE Mode	Engineer	Ling Chen
Polarity	Vertical	Temperature (℃)	21.5
Test Condition	802.11ax,Ant0+1,Ch 42,5.21G,BW80M	Humidity (%RH)	51.0

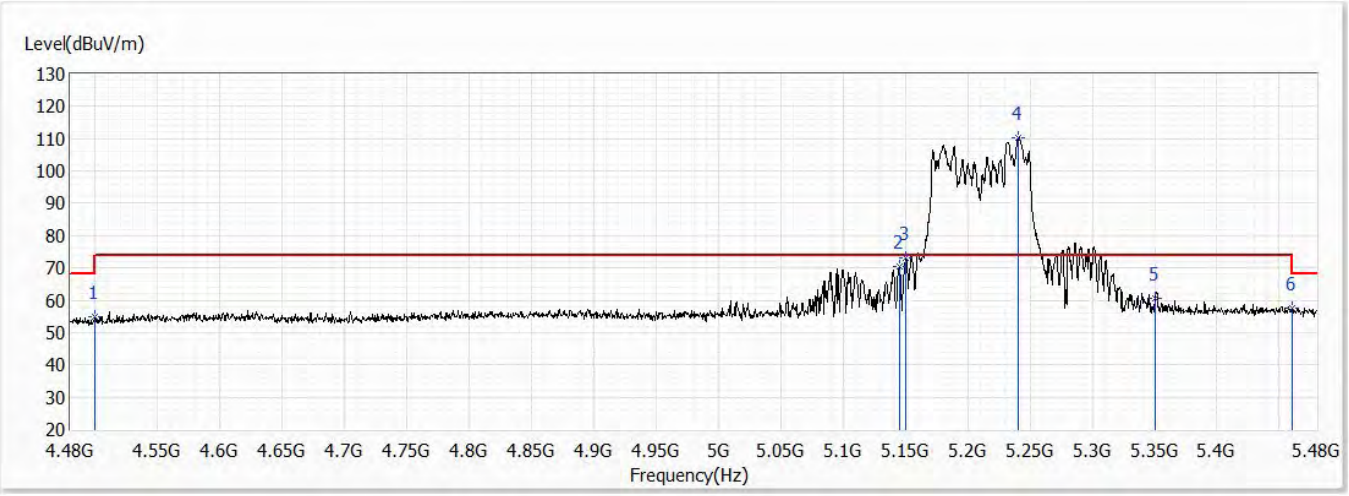

No	Frequency (MHz)	Emission Level (dBuV/m)	Limit (dBuV/m)	Margin (dB)	Reading Level (dBuV)	Correct Factor (dB)	Detector Type
1	4500.000	54.73	74.00	-19.27	31.06	23.67	PK
2	5145.000	70.26	74.00	-3.74	45.83	24.43	PK
3	5150.000	73.24	74.00	-0.76	48.80	24.44	PK
! 4	5241.000	110.37	74.00	36.37	85.77	24.60	PK
5	5350.000	60.45	74.00	-13.55	35.65	24.80	PK
6	5460.000	57.39	74.00	-16.61	32.40	24.99	PK

Note:

1. All reading above 1GHz is performed with peak and/or average measurements as necessary.
2. Emission Level = Reading Level + Correct Factor.
3. The average measurement was not performed when the peak measured data under the limit of average detection. If the readings given are average, peak measurement should also be supplied.
4. The fundamental for reference only, it’s not restricted by unwanted emission limit.

Model No	APL54X	Site	CB2-H
Test Voltage	AC 120V/60Hz	Test Date	2021/3/4
Test Mode	Mode 4: Transmit RU M UNMOD_PoE Mode	Engineer	Ling Chen
Polarity	Vertical	Temperature (℃)	21.5
Test Condition	802.11ax,Ant0+1,Ch 42,5.21G,BW80M	Humidity (%RH)	51.0

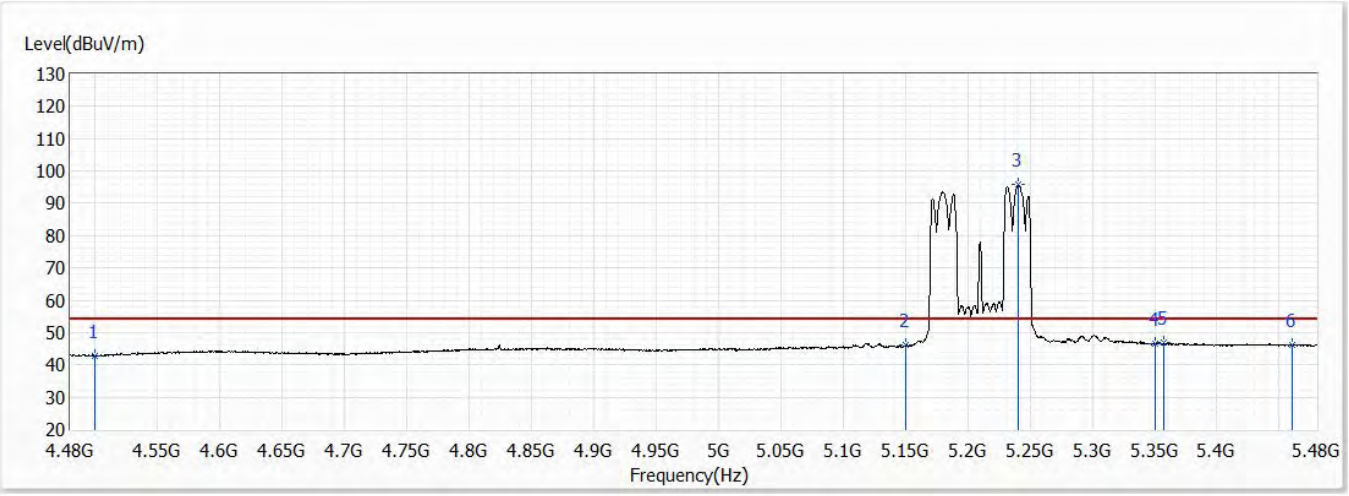

No	Frequency (MHz)	Emission Level (dBuV/m)	Limit (dBuV/m)	Margin (dB)	Reading Level (dBuV)	Correct Factor (dB)	Detector Type
1	4500.000	42.77	54.00	-11.23	19.10	23.67	AV
2	5150.000	46.08	54.00	-7.92	21.64	24.44	AV
! 3	5241.000	95.85	54.00	41.85	71.25	24.60	AV
4	5350.000	46.59	54.00	-7.41	21.79	24.80	AV
5	5357.500	46.81	54.00	-7.19	22.00	24.81	AV
6	5460.000	46.13	54.00	-7.87	21.14	24.99	AV

Note:

1. All reading above 1GHz is performed with peak and/or average measurements as necessary.
2. Emission Level = Reading Level + Correct Factor.
3. The average measurement was not performed when the peak measured data under the limit of average detection. If the readings given are average, peak measurement should also be supplied.
4. The fundamental for reference only, it’s not restricted by unwanted emission limit.

Model No	APL54X	Site	CB2-H
Test Voltage	AC 120V/60Hz	Test Date	2021/3/7
Test Mode	Mode 4: Transmit RU M UNMOD_PoE Mode	Engineer	Scott Chang
Polarity	Horizontal	Temperature (℃)	21.5
Test Condition	802.11ax,Ant0+1,Ch 149,5.745G,BW20M	Humidity (%RH)	51.0

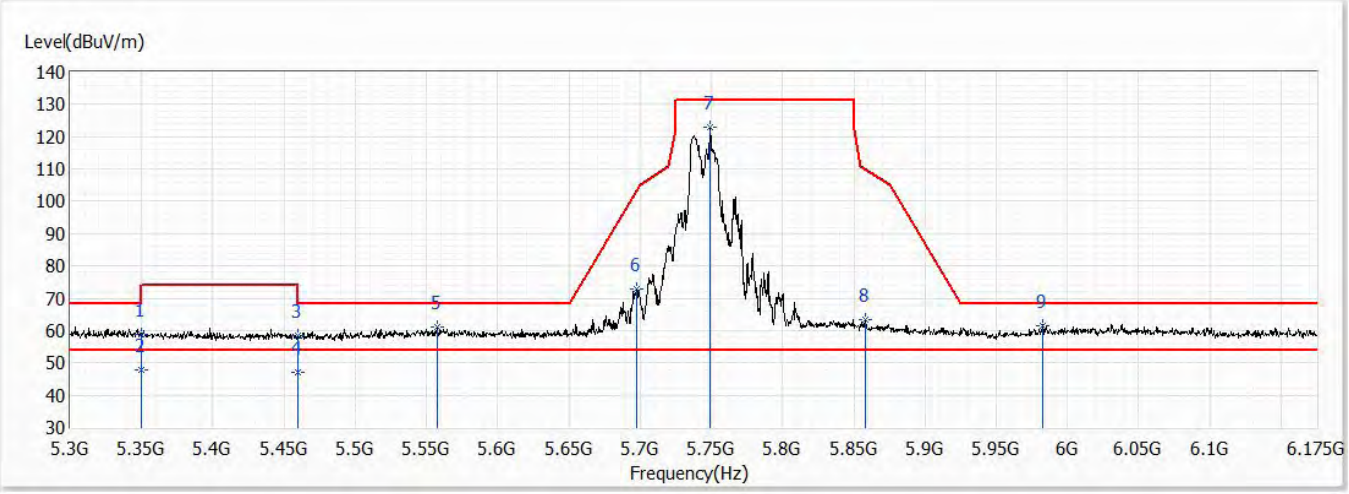

No	Frequency (MHz)	Emission Level (dBuV/m)	Limit (dBuV/m)	Margin (dB)	Reading Level (dBuV)	Correct Factor (dB)	Detector Type
1	5350.000	58.87	74.00	-15.13	34.07	24.80	PK
* 2	5350.000	47.78	54.00	-6.22	22.98	24.80	AV
3	5460.000	58.40	74.00	-15.60	33.41	24.99	PK
4	5460.000	47.11	54.00	-6.89	22.12	24.99	AV
5	5557.250	61.19	68.20	-7.01	35.96	25.23	PK
6	5697.250	72.91	103.17	-30.26	47.26	25.65	PK
7	5749.313	122.91	131.20	-8.29	97.12	25.79	PK
8	5858.250	63.27	109.89	-46.62	37.17	26.10	PK
9	5982.500	61.67	68.20	-6.53	35.20	26.47	PK

Note:

1. All reading above 1GHz is performed with peak and/or average measurements as necessary.
2. Emission Level = Reading Level + Correct Factor.
3. The average measurement was not performed when the peak measured data under the limit of average detection. If the readings given are average, peak measurement should also be supplied.
4. The fundamental for reference only, it’s not restricted by unwanted emission limit.

Model No	APL54X	Site	CB2-H
Test Voltage	AC 120V/60Hz	Test Date	2021/3/7
Test Mode	Mode 4: Transmit RU M UNMOD_PoE Mode	Engineer	Scott Chang
Polarity	Vertical	Temperature (℃)	21.5
Test Condition	802.11ax,Ant0+1,Ch 149,5.745G,BW20M	Humidity (%RH)	51.0

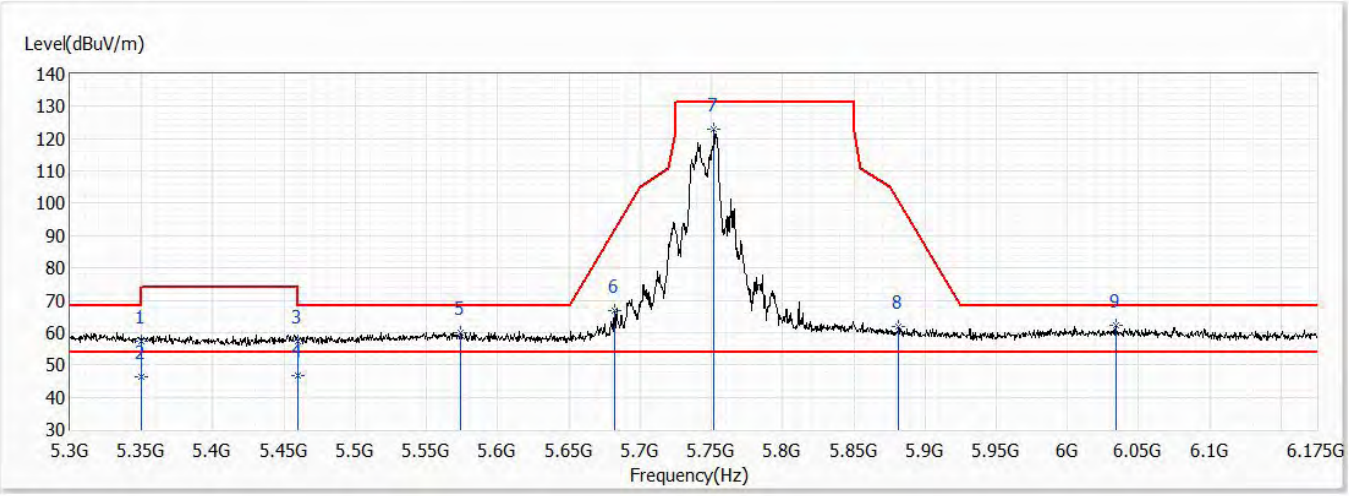

No	Frequency (MHz)	Emission Level (dBuV/m)	Limit (dBuV/m)	Margin (dB)	Reading Level (dBuV)	Correct Factor (dB)	Detector Type
1	5350.000	57.15	74.00	-16.85	32.35	24.80	PK
2	5350.000	46.15	54.00	-7.85	21.35	24.80	AV
3	5460.000	57.22	74.00	-16.78	32.23	24.99	PK
4	5460.000	46.85	54.00	-7.15	21.86	24.99	AV
5	5573.875	59.99	68.20	-8.21	34.71	25.28	PK
6	5681.938	66.74	91.87	-25.13	41.14	25.60	PK
7	5751.938	123.09	131.20	-8.11	97.29	25.80	PK
8	5881.438	62.01	100.42	-38.41	35.83	26.18	PK
* 9	6034.125	62.20	68.20	-6.00	35.52	26.68	PK

Note:

1. All reading above 1GHz is performed with peak and/or average measurements as necessary.
2. Emission Level = Reading Level + Correct Factor.
3. The average measurement was not performed when the peak measured data under the limit of average detection. If the readings given are average, peak measurement should also be supplied.
4. The fundamental for reference only, it’s not restricted by unwanted emission limit.

Model No	APL54X	Site	CB2-H
Test Voltage	AC 120V/60Hz	Test Date	2021/3/7
Test Mode	Mode 4: Transmit RU M UNMOD_PoE Mode	Engineer	Scott Chang
Polarity	Horizontal	Temperature (℃)	21.5
Test Condition	802.11ax,Ant0+1,Ch 157,5.785G,BW20M	Humidity (%RH)	51.0

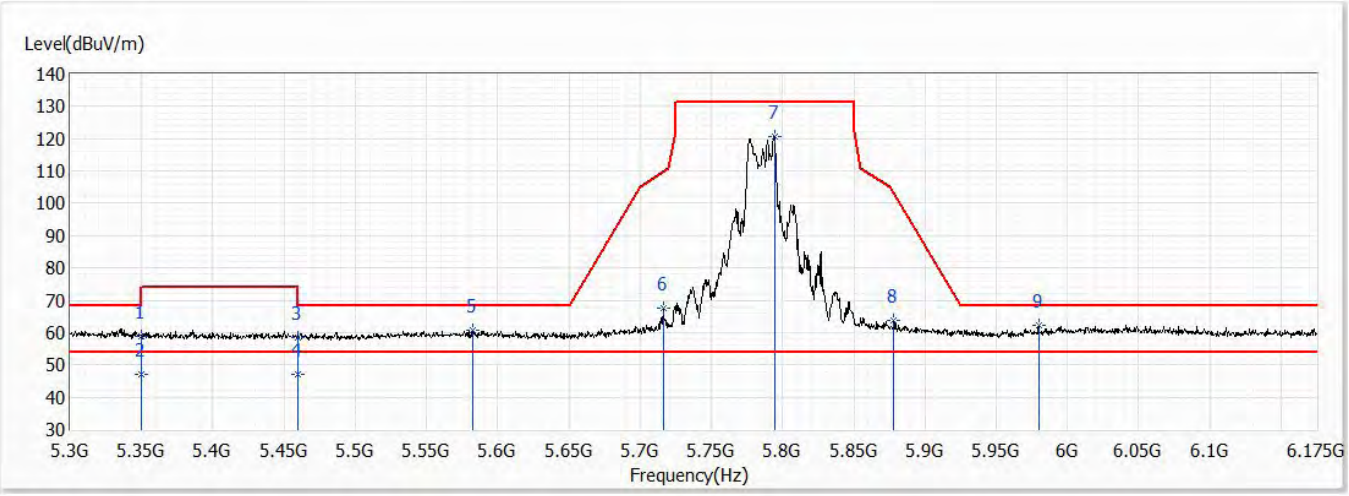

No	Frequency (MHz)	Emission Level (dBuV/m)	Limit (dBuV/m)	Margin (dB)	Reading Level (dBuV)	Correct Factor (dB)	Detector Type
1	5350.000	58.87	74.00	-15.13	34.07	24.80	PK
2	5350.000	47.24	54.00	-6.76	22.44	24.80	AV
3	5460.000	58.59	74.00	-15.41	33.60	24.99	PK
4	5460.000	46.90	54.00	-7.10	21.91	24.99	AV
5	5582.188	60.63	68.20	-7.57	35.32	25.31	PK
6	5716.063	67.70	109.70	-41.99	42.00	25.70	PK
7	5794.375	120.70	131.20	-10.50	94.77	25.93	PK
8	5877.938	63.83	103.02	-39.19	37.66	26.17	PK
* 9	5979.875	62.33	68.20	-5.87	35.87	26.46	PK

Note:

1. All reading above 1GHz is performed with peak and/or average measurements as necessary.
2. Emission Level = Reading Level + Correct Factor.
3. The average measurement was not performed when the peak measured data under the limit of average detection. If the readings given are average, peak measurement should also be supplied.
4. The fundamental for reference only, it’s not restricted by unwanted emission limit.

Model No	APL54X	Site	CB2-H
Test Voltage	AC 120V/60Hz	Test Date	2021/3/7
Test Mode	Mode 4: Transmit RU M UNMOD_PoE Mode	Engineer	Scott Chang
Polarity	Vertical	Temperature (℃)	21.5
Test Condition	802.11ax,Ant0+1,Ch 157,5.785G,BW20M	Humidity (%RH)	51.0

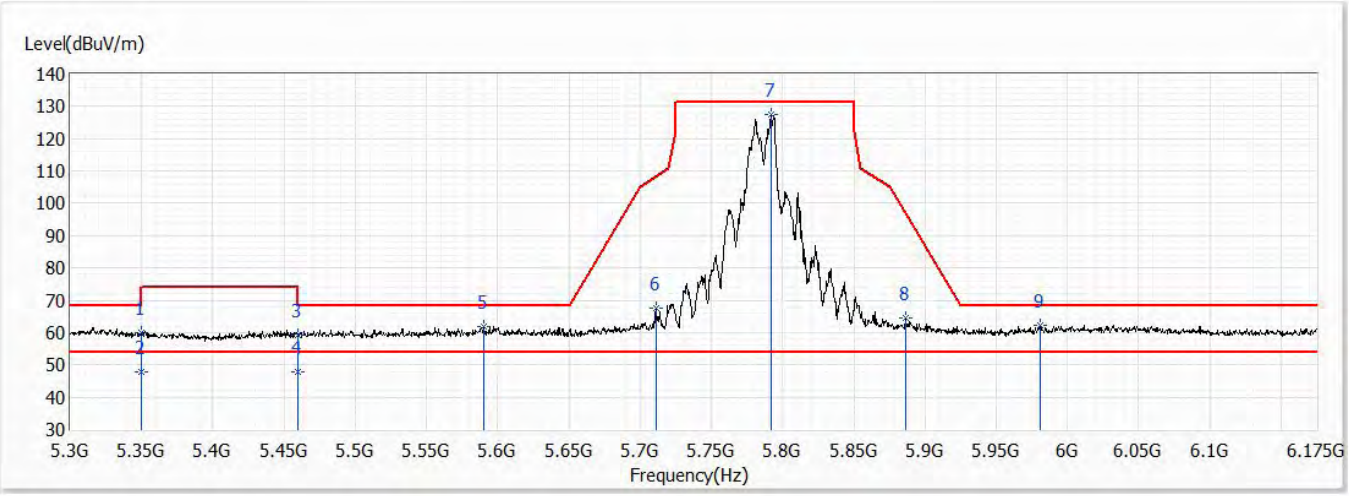

No	Frequency (MHz)	Emission Level (dBuV/m)	Limit (dBuV/m)	Margin (dB)	Reading Level (dBuV)	Correct Factor (dB)	Detector Type
1	5350.000	59.92	74.00	-14.08	35.12	24.80	PK
2	5350.000	47.74	54.00	-6.26	22.94	24.80	AV
3	5460.000	59.22	74.00	-14.78	34.23	24.99	PK
4	5460.000	47.65	54.00	-6.35	22.66	24.99	AV
5	5590.063	61.94	68.20	-6.26	36.62	25.32	PK
6	5711.250	67.53	108.35	-40.82	41.84	25.69	PK
* 7	5791.750	127.39	131.20	-3.81	101.46	25.93	PK
8	5886.250	64.38	96.85	-32.47	38.19	26.19	PK
9	5981.188	62.20	68.20	-6.00	35.73	26.47	PK

Note:

1. All reading above 1GHz is performed with peak and/or average measurements as necessary.
2. Emission Level = Reading Level + Correct Factor.
3. The average measurement was not performed when the peak measured data under the limit of average detection. If the readings given are average, peak measurement should also be supplied.
4. The fundamental for reference only, it’s not restricted by unwanted emission limit.

Model No	APL54X	Site	CB2-H
Test Voltage	AC 120V/60Hz	Test Date	2021/3/7
Test Mode	Mode 4: Transmit RU M UNMOD_PoE Mode	Engineer	Scott Chang
Polarity	Horizontal	Temperature (℃)	21.5
Test Condition	802.11ax,Ant0+1,Ch 165,5.825G,BW20M	Humidity (%RH)	51.0

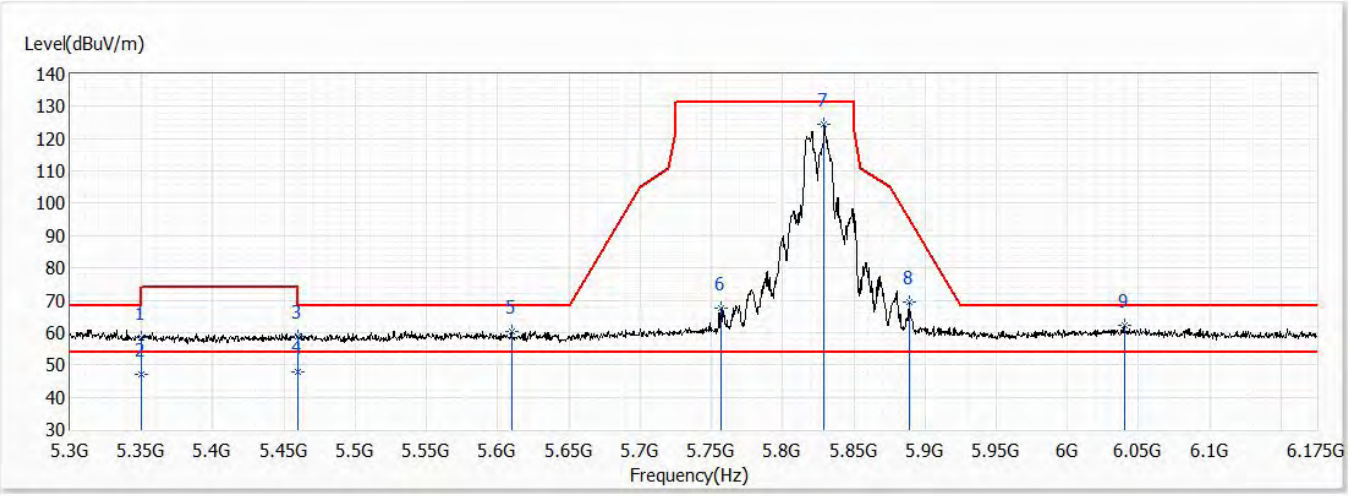

No	Frequency (MHz)	Emission Level (dBuV/m)	Limit (dBuV/m)	Margin (dB)	Reading Level (dBuV)	Correct Factor (dB)	Detector Type
1	5350.000	58.40	74.00	-15.60	33.60	24.80	PK
2	5350.000	47.15	54.00	-6.85	22.35	24.80	AV
3	5460.000	58.90	74.00	-15.10	33.91	24.99	PK
4	5460.000	47.65	54.00	-6.35	22.66	24.99	AV
5	5609.750	60.24	68.20	-7.96	34.85	25.39	PK
6	5757.188	67.49	131.20	-63.71	41.68	25.81	PK
7	5829.375	124.44	131.20	-6.76	98.41	26.03	PK
8	5888.875	69.56	94.90	-25.34	43.36	26.20	PK
* 9	6039.813	62.36	68.20	-5.84	35.66	26.70	PK

Note:

1. All reading above 1GHz is performed with peak and/or average measurements as necessary.
2. Emission Level = Reading Level + Correct Factor.
3. The average measurement was not performed when the peak measured data under the limit of average detection. If the readings given are average, peak measurement should also be supplied.
4. The fundamental for reference only, it’s not restricted by unwanted emission limit.

Model No	APL54X	Site	CB2-H
Test Voltage	AC 120V/60Hz	Test Date	2021/3/7
Test Mode	Mode 4: Transmit RU M UNMOD_PoE Mode	Engineer	Scott Chang
Polarity	Vertical	Temperature (℃)	21.5
Test Condition	802.11ax,Ant0+1,Ch 165,5.825G,BW20M	Humidity (%RH)	51.0

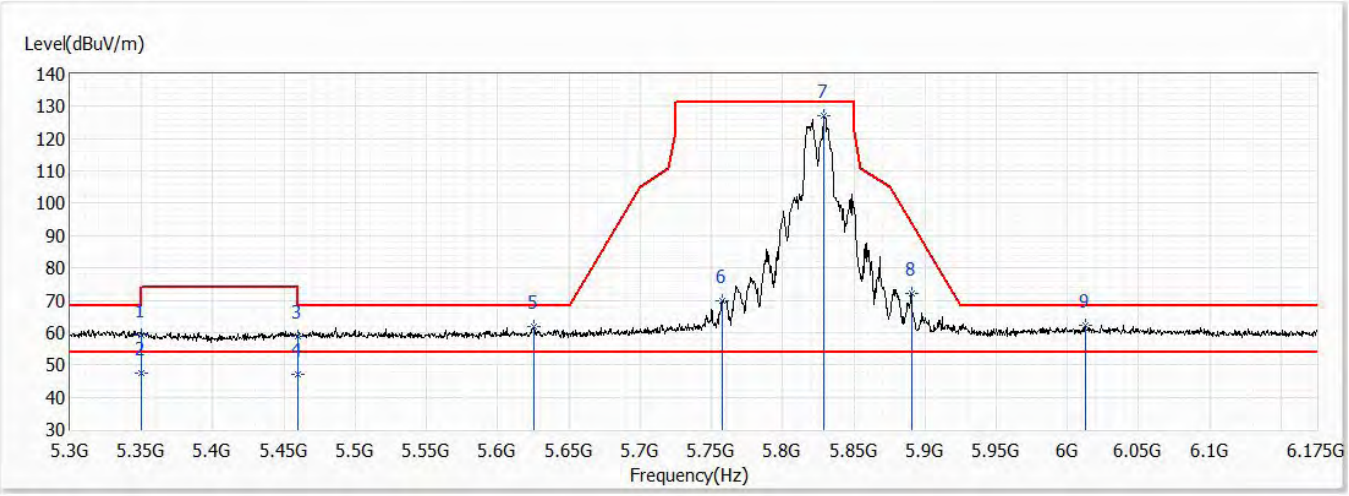

No	Frequency (MHz)	Emission Level (dBuV/m)	Limit (dBuV/m)	Margin (dB)	Reading Level (dBuV)	Correct Factor (dB)	Detector Type
1	5350.000	59.35	74.00	-14.65	34.55	24.80	PK
2	5350.000	47.32	54.00	-6.68	22.52	24.80	AV
3	5460.000	58.82	74.00	-15.18	33.83	24.99	PK
4	5460.000	47.25	54.00	-6.75	22.26	24.99	AV
5	5625.500	61.68	68.20	-6.52	36.24	25.44	PK
6	5757.625	69.83	131.20	-61.37	44.02	25.81	PK
* 7	5829.375	127.21	131.20	-3.99	101.18	26.03	PK
8	5890.625	71.93	93.60	-21.67	45.73	26.20	PK
9	6012.688	62.16	68.20	-6.04	35.58	26.58	PK

Note:

1. All reading above 1GHz is performed with peak and/or average measurements as necessary.
2. Emission Level = Reading Level + Correct Factor.
3. The average measurement was not performed when the peak measured data under the limit of average detection. If the readings given are average, peak measurement should also be supplied.
4. The fundamental for reference only, it’s not restricted by unwanted emission limit.

Model No	APL54X	Site	CB2-H
Test Voltage	AC 120V/60Hz	Test Date	2021/3/5
Test Mode	Mode 4: Transmit RU M UNMOD_PoE Mode	Engineer	Ling Chen
Polarity	Horizontal	Temperature (℃)	21.5
Test Condition	802.11ax,Ant0+1,Ch 151,5.755G,BW40M	Humidity (%RH)	51.0

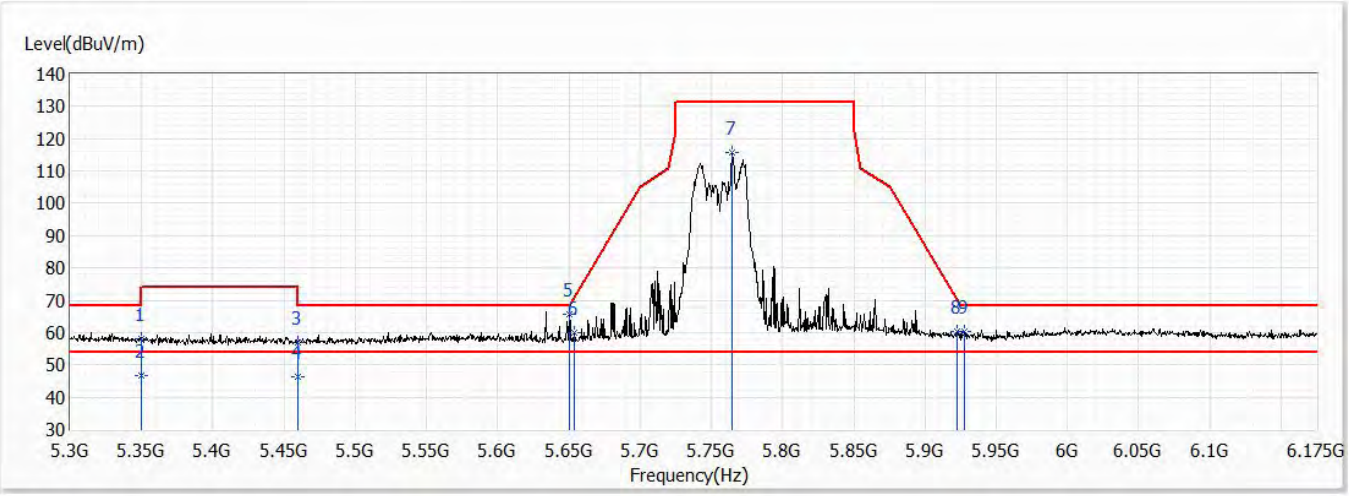

No	Frequency (MHz)	Emission Level (dBuV/m)	Limit (dBuV/m)	Margin (dB)	Reading Level (dBuV)	Correct Factor (dB)	Detector Type
1	5350.000	58.16	74.00	-15.84	33.36	24.80	PK
2	5350.000	46.59	54.00	-7.41	21.79	24.80	AV
3	5460.000	57.03	74.00	-16.97	32.04	24.99	PK
4	5460.000	46.27	54.00	-7.73	21.28	24.99	AV
* 5	5650.000	65.64	68.20	-2.56	40.14	25.50	PK
6	5653.938	60.08	71.13	-11.04	34.56	25.52	PK
7	5764.625	115.69	131.20	-15.51	89.85	25.84	PK
8	5922.563	60.38	70.00	-9.62	34.09	26.29	PK
9	5927.813	60.16	68.20	-8.04	33.84	26.32	PK

Note:

1. All reading above 1GHz is performed with peak and/or average measurements as necessary.
2. Emission Level = Reading Level + Correct Factor.
3. The average measurement was not performed when the peak measured data under the limit of average detection. If the readings given are average, peak measurement should also be supplied.
4. The fundamental for reference only, it’s not restricted by unwanted emission limit.

Model No	APL54X	Site	CB2-H
Test Voltage	AC 120V/60Hz	Test Date	2021/3/5
Test Mode	Mode 4: Transmit RU M UNMOD_PoE Mode	Engineer	Ling Chen
Polarity	Vertical	Temperature (℃)	21.5
Test Condition	802.11ax,Ant0+1,Ch 151,5.755G,BW40M	Humidity (%RH)	51.0

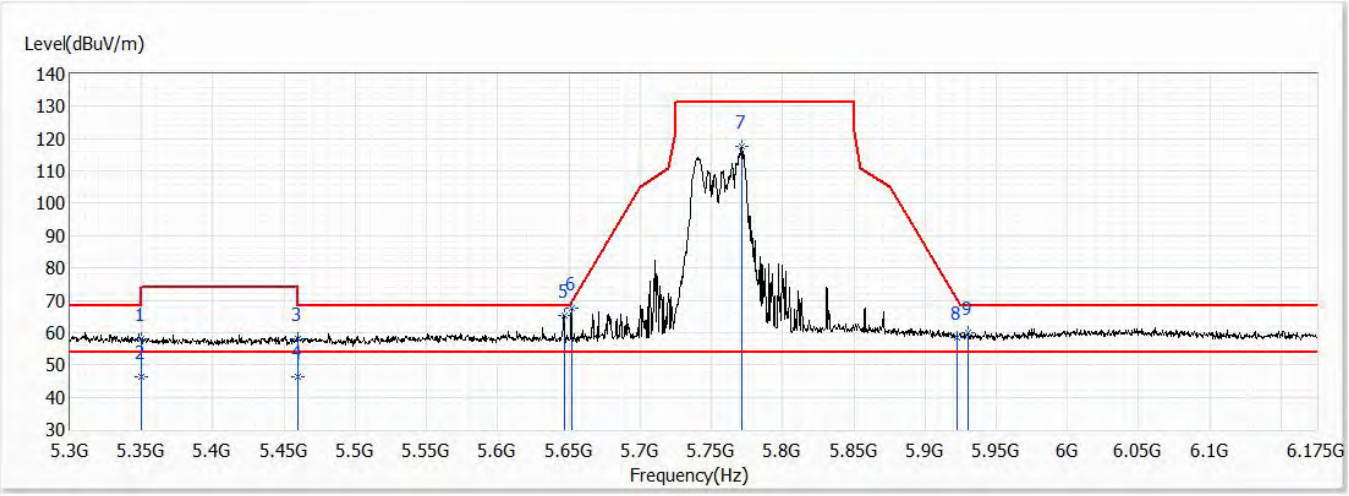

No	Frequency (MHz)	Emission Level (dBuV/m)	Limit (dBuV/m)	Margin (dB)	Reading Level (dBuV)	Correct Factor (dB)	Detector Type
1	5350.000	58.01	74.00	-15.99	33.21	24.80	PK
2	5350.000	46.33	54.00	-7.67	21.53	24.80	AV
3	5460.000	57.98	74.00	-16.02	32.99	24.99	PK
4	5460.000	46.41	54.00	-7.59	21.42	24.99	AV
5	5646.500	65.39	68.20	-2.81	39.90	25.49	PK
* 6	5651.750	67.39	69.50	-2.11	41.89	25.50	PK
7	5771.625	117.47	131.20	-13.73	91.61	25.86	PK
8	5922.563	58.59	70.00	-11.40	32.30	26.29	PK
9	5930.438	59.79	68.20	-8.41	33.47	26.32	PK

Note:

1. All reading above 1GHz is performed with peak and/or average measurements as necessary.
2. Emission Level = Reading Level + Correct Factor.
3. The average measurement was not performed when the peak measured data under the limit of average detection. If the readings given are average, peak measurement should also be supplied.
4. The fundamental for reference only, it’s not restricted by unwanted emission limit.

Model No	APL54X	Site	CB2-H
Test Voltage	AC 120V/60Hz	Test Date	2021/3/5
Test Mode	Mode 4: Transmit RU M UNMOD_PoE Mode	Engineer	Ling Chen
Polarity	Horizontal	Temperature (℃)	21.5
Test Condition	802.11ax,Ant0+1,Ch 159,5.795G,BW40M	Humidity (%RH)	51.0

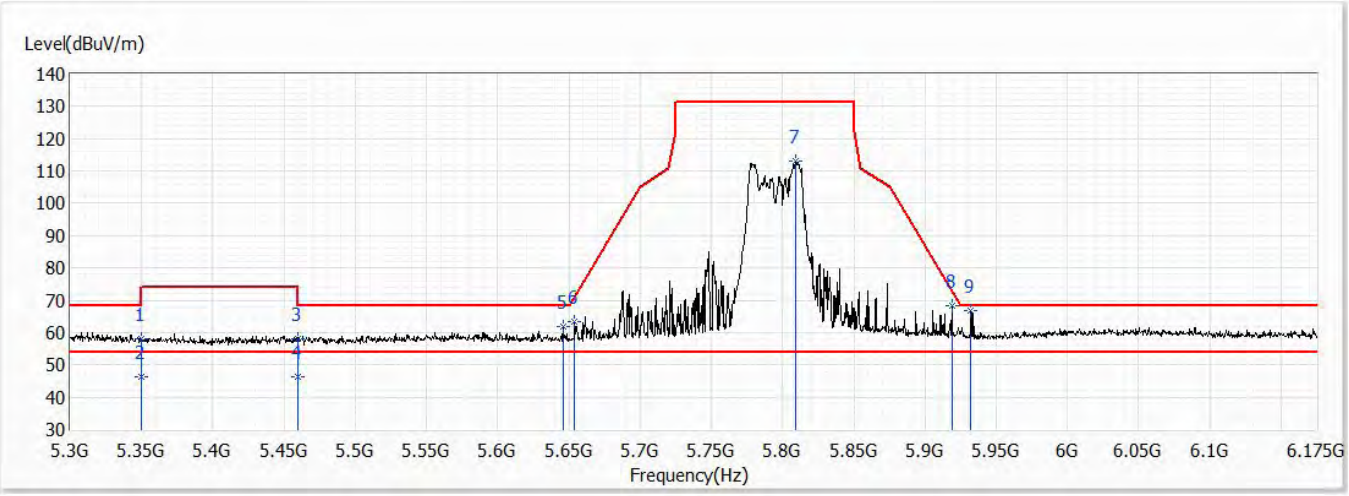

No	Frequency (MHz)	Emission Level (dBuV/m)	Limit (dBuV/m)	Margin (dB)	Reading Level (dBuV)	Correct Factor (dB)	Detector Type
1	5350.000	58.04	74.00	-15.96	33.24	24.80	PK
2	5350.000	46.36	54.00	-7.64	21.56	24.80	AV
3	5460.000	57.90	74.00	-16.10	32.91	24.99	PK
4	5460.000	46.25	54.00	-7.75	21.26	24.99	AV
5	5645.625	61.87	68.20	-6.33	36.38	25.49	PK
6	5653.938	63.23	71.13	-7.89	37.71	25.52	PK
7	5809.250	113.02	131.20	-18.18	87.04	25.98	PK
8	5919.063	68.34	72.58	-4.24	42.06	26.28	PK
* 9	5932.188	66.69	68.20	-1.51	40.36	26.33	PK

Note:

1. All reading above 1GHz is performed with peak and/or average measurements as necessary.
2. Emission Level = Reading Level + Correct Factor.
3. The average measurement was not performed when the peak measured data under the limit of average detection. If the readings given are average, peak measurement should also be supplied.
4. The fundamental for reference only, it’s not restricted by unwanted emission limit.

Model No	APL54X	Site	CB2-H
Test Voltage	AC 120V/60Hz	Test Date	2021/3/5
Test Mode	Mode 4: Transmit RU M UNMOD_PoE Mode	Engineer	Ling Chen
Polarity	Vertical	Temperature (℃)	21.5
Test Condition	802.11ax,Ant0+1,Ch 159,5.795G,BW40M	Humidity (%RH)	51.0

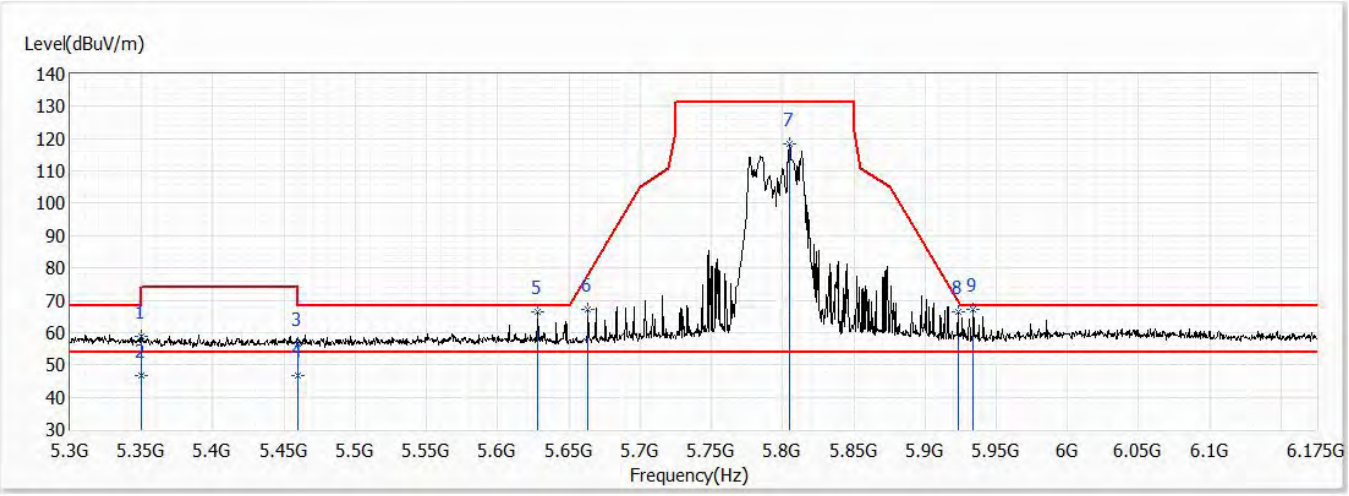

No	Frequency (MHz)	Emission Level (dBuV/m)	Limit (dBuV/m)	Margin (dB)	Reading Level (dBuV)	Correct Factor (dB)	Detector Type
1	5350.000	58.79	74.00	-15.21	33.99	24.80	PK
2	5350.000	46.83	54.00	-7.17	22.03	24.80	AV
3	5460.000	56.64	74.00	-17.36	31.65	24.99	PK
4	5460.000	46.53	54.00	-7.47	21.54	24.99	AV
5	5628.125	66.46	68.20	-1.74	41.02	25.44	PK
6	5663.563	67.24	78.27	-11.03	41.70	25.54	PK
7	5805.313	118.53	131.20	-12.67	92.58	25.95	PK
8	5923.000	66.60	69.67	-3.07	40.31	26.29	PK
* 9	5933.938	67.17	68.20	-1.03	40.84	26.33	PK

Note:

1. All reading above 1GHz is performed with peak and/or average measurements as necessary.
2. Emission Level = Reading Level + Correct Factor.
3. The average measurement was not performed when the peak measured data under the limit of average detection. If the readings given are average, peak measurement should also be supplied.
4. The fundamental for reference only, it’s not restricted by unwanted emission limit.

Model No	APL54X	Site	CB2-H
Test Voltage	AC 120V/60Hz	Test Date	2021/3/10
Test Mode	Mode 4: Transmit RU M UNMOD_PoE Mode	Engineer	Ling Chen
Polarity	Horizontal	Temperature (℃)	21.5
Test Condition	802.11ax,Ant0+1,Ch 155,5.775G,BW80M	Humidity (%RH)	51.0

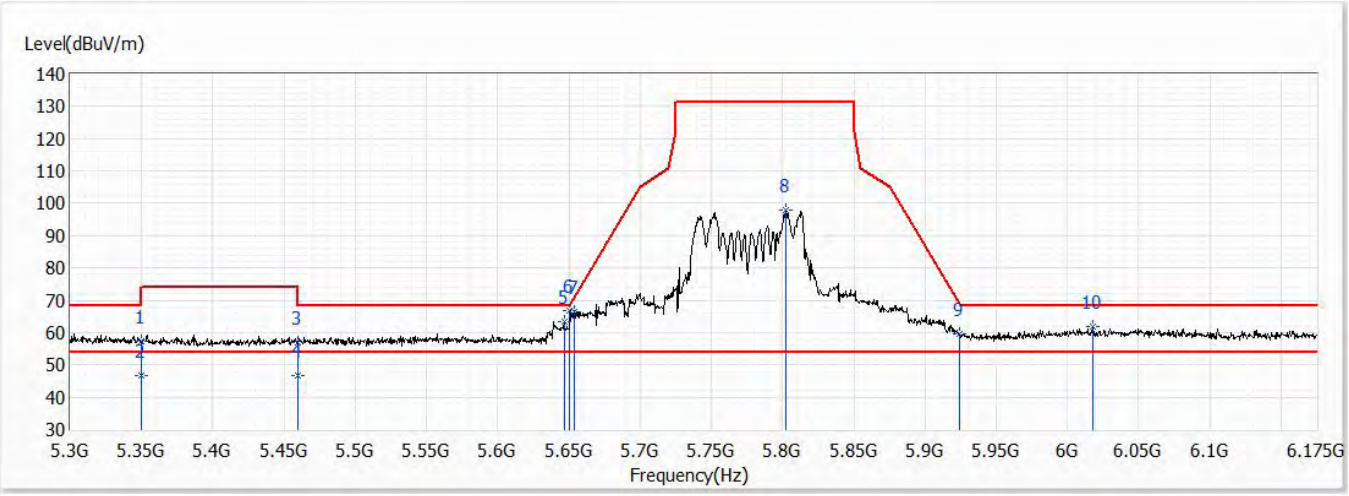

No	Frequency (MHz)	Emission Level (dBuV/m)	Limit (dBuV/m)	Margin (dB)	Reading Level (dBuV)	Correct Factor (dB)	Detector Type
1	5350.000	57.22	74.00	-16.78	32.42	24.80	PK
2	5350.000	46.83	54.00	-7.17	22.03	24.80	AV
3	5460.000	57.01	74.00	-16.99	32.02	24.99	PK
4	5460.000	46.74	54.00	-7.26	21.75	24.99	AV
5	5646.500	63.54	68.20	-4.66	38.05	25.49	PK
* 6	5650.438	66.68	68.53	-1.85	41.18	25.50	PK
7	5653.938	66.31	71.13	-4.80	40.79	25.52	PK
8	5802.688	97.73	131.20	-33.47	71.79	25.94	PK
9	5924.313	59.42	68.71	-9.29	33.13	26.29	PK
10	6017.938	61.82	68.20	-6.38	35.22	26.60	PK

Note:

1. All reading above 1GHz is performed with peak and/or average measurements as necessary.
2. Emission Level = Reading Level + Correct Factor.
3. The average measurement was not performed when the peak measured data under the limit of average detection. If the readings given are average, peak measurement should also be supplied.
4. The fundamental for reference only, it’s not restricted by unwanted emission limit.

Model No	APL54X	Site	CB2-H
Test Voltage	AC 120V/60Hz	Test Date	2021/3/10
Test Mode	Mode 4: Transmit RU M UNMOD_PoE Mode	Engineer	Ling Chen
Polarity	Vertical	Temperature (℃)	21.5
Test Condition	802.11ax,Ant0+1,Ch 155,5.775G,BW80M	Humidity (%RH)	51.0

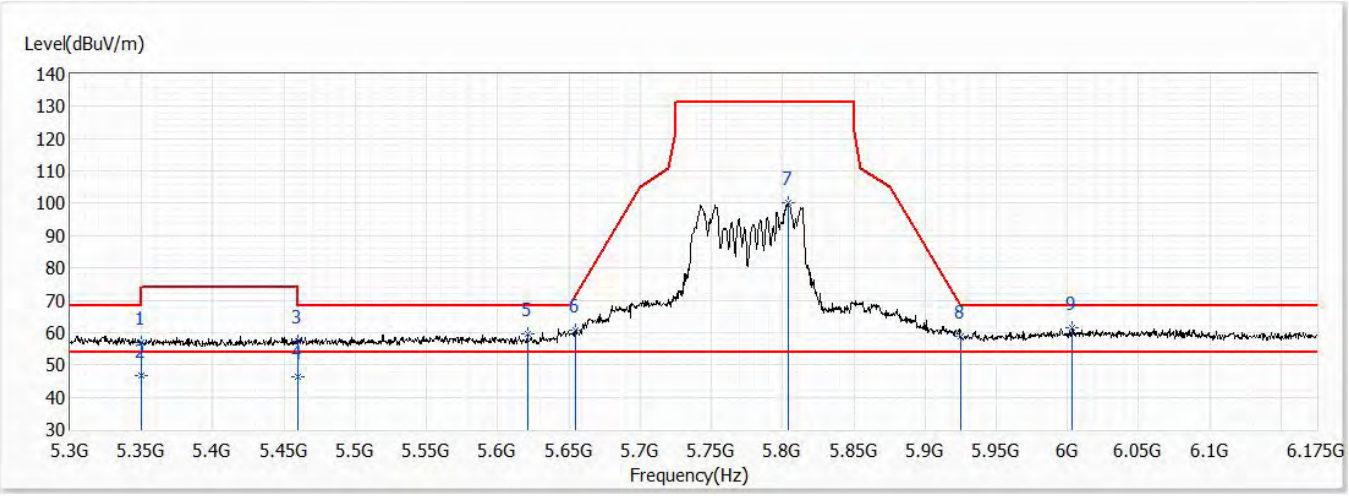

No	Frequency (MHz)	Emission Level (dBuV/m)	Limit (dBuV/m)	Margin (dB)	Reading Level (dBuV)	Correct Factor (dB)	Detector Type
1	5350.000	57.04	74.00	-16.96	32.24	24.80	PK
2	5350.000	46.71	54.00	-7.29	21.91	24.80	AV
3	5460.000	57.26	74.00	-16.74	32.27	24.99	PK
4	5460.000	46.32	54.00	-7.68	21.33	24.99	AV
5	5621.125	59.74	68.20	-8.46	34.32	25.42	PK
6	5654.813	60.74	71.78	-11.02	35.22	25.52	PK
7	5804.000	100.23	131.20	-30.97	74.28	25.95	PK
8	5924.750	58.65	68.38	-9.73	32.36	26.29	PK
* 9	6003.500	61.51	68.20	-6.69	34.98	26.53	PK

Note:

1. All reading above 1GHz is performed with peak and/or average measurements as necessary.
2. Emission Level = Reading Level + Correct Factor.
3. The average measurement was not performed when the peak measured data under the limit of average detection. If the readings given are average, peak measurement should also be supplied.
4. The fundamental for reference only, it’s not restricted by unwanted emission limit.

Attachment 2

- **Test Result of co-location**