Antenna Report _Version 1.0
_for WN7911B-ZZ-R0A
_3-cut plane

Tom & John

Sep 20, 2012

© Arcadyan Technology Corporation

Outlines

- Measurement Setup.
- Antenna VSWR.
- Antenna Radiation Pattern.
- Antenna Radiation Gain List.

© Arcadyan Technology Corporation

Measurement Setup

- Setup



- Antenna Type : PCB Antenna.
- Cable Type : 1.37 + I-PEX Connector.

© Arcadyan Technology Corporation

Antenna VSWR

	ant
b/g	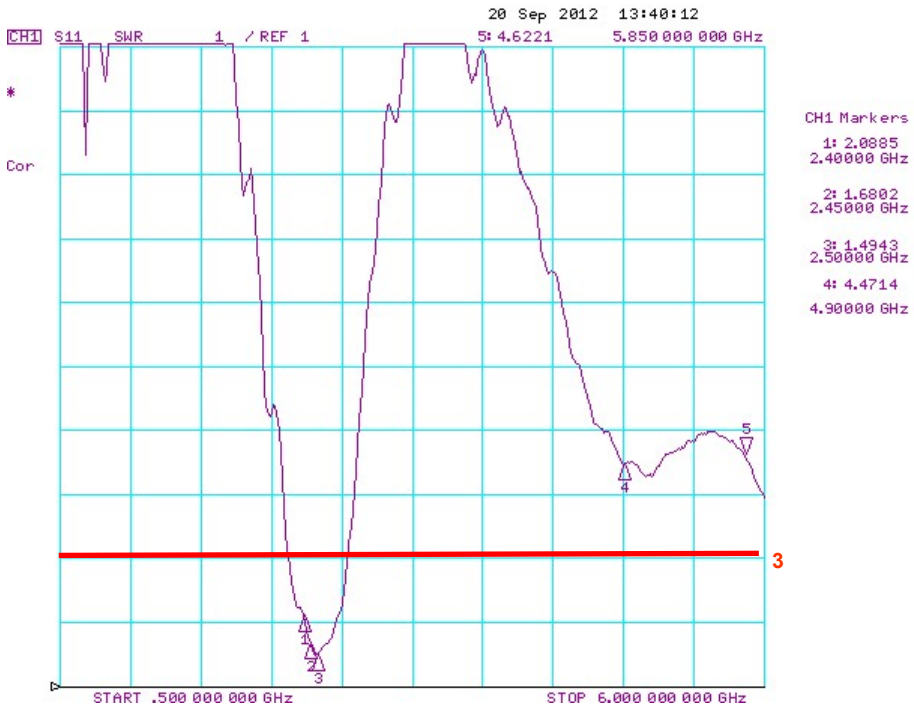

© Arcadyan Technology Corporation

Antenna Radiation Pattern

Antenna Radiation Pattern

	Freq.	2.4GHz	2.45GHz	2.5GHz
ant	XY	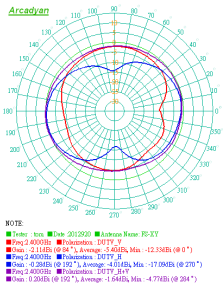	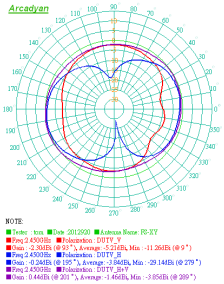	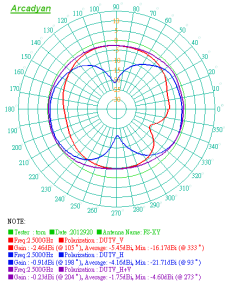
	YZ	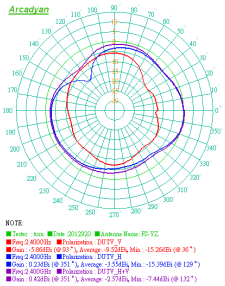	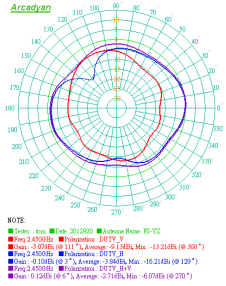	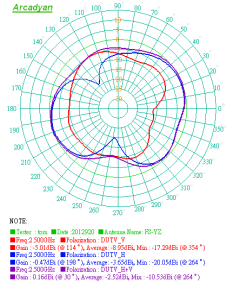
	ZX	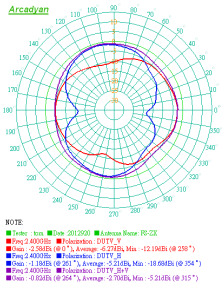	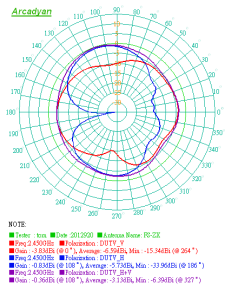	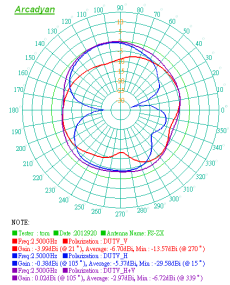

© Arcadyan Technology Corporation

Antenna Radiation Gain List

Antenna Radiation Average Gain List

H+V Gain	Freq. (GHz)		2.4	2.45	2.5
ant	XY	Peak Gain (dBi)	0.20	0.44	-0.23
		Avg. Gain (dBi)	-1.64	-1.46	-1.75
	YZ	Peak Gain (dBi)	0.42	0.12	0.16
		Avg. Gain (dBi)	-2.57	-2.71	-2.52
	ZX	Peak Gain (dBi)	-0.82	-0.36	0.02
		Avg. Gain (dBi)	-2.70	-3.13	-2.97

© Arcadyan Technology Corporation