80 mm

128 mm

HEROAD

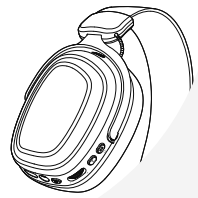

操作指南

Heroad GT2

BH26H5GMA

https://www.qcy.com/pages/support-center

POWERED BY QCY

产品介绍

① 开关机键/用LED指示灯 ② 模式键 ③ 音量旋钮
④ 灯光键 ⑤ AUX接口 ⑥ Type-C接口
⑦ 可伸缩支架 ⑧ 围圈计数 ⑨ 可折叠变向

包装清单

耳机 麦克风 充电线 音频线 接收器 说明书

本说明书中的图片均为示意图，可能与实物有偏差，请以实物为准。

耳机配对

蓝牙模式:

长按3秒开机键开机，指示灯蓝灯闪烁。(首次使用开机默认蓝牙模式)，打开手机蓝牙搜索"Heroad GT2"，并点击连接。
(若连接成功，耳机开机后则连接最后成功设备)

蓝牙音频模式:

USB-C接口设备 USB-C接口设备

将接收器插入设备中，观查耳机模式键，切换到蓝牙音频模式。耳机指示灯绿灯闪烁，设备自动连接，连接成功后，指示灯绿灯长亮。

有线连接模式:

3.5mm音频线 连接成功后,绿灯长亮 (3.5mm音频线连接下，耳机按键无法使用)

USB数据线 连接成功后,蓝+红灯长亮 (USB数据线连接下，可正常出应)

恢复出厂设置

清除配对记录: (此方法适用于无法正常连接的情况)

五次开关机键，即恢复出厂设置，耳机重新进入配对模式。

音效调节软件安装

请选择您的产品型号下载驱动程序,以获得最佳的音效体验。

HEROAD Link 驱动程序

访问QCY官网，搜索您的产品型号下载对应的HEROAD Link驱动程序（兼容Windows10/11操作系统，不支持Windows系统），按安装向导提示完成安装。即可获得完整功能。

功能介绍

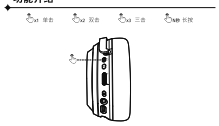

x1 单击 x2 双击 x3 三击 x1 长按

音乐播放
x1 播放/暂停
x2 上一曲
x3 下一曲

接听电话
x1 接听/挂断
x2 拒接来电

其他功能
x1 查看耳机音量
x2 模式切换
(显示2.4GHz模式接收器模式)

其他功能
x1 开/关耳机灯
x3 EQ切换
1s 语音助手

灯效提示

耳机电量显示灯效
红灯长常亮/3次：电量低
红灯长亮：充电中
蓝灯长亮：充满电

蓝牙模式配对提示灯效
蓝灯闪烁：配对中
蓝灯长亮：处于连接状态
蓝灯闪烁：自动回连

2.4GHz模式配对提示灯效
绿灯闪烁：配对中
绿灯长亮：处于连接状态
绿灯闪烁：自动回连

产品保修说明

QCY产品售后服务承诺：严格按照《中华人民共和国消费者权益保护法》、《中华人民共和国产品质量法》实行售后三包服务，服务内容如下：

一、在三包有效期内，经可靠购物凭证依照本规定享受免费的修理、更换、退货的权利。

1、自切换机之日起7日内，本产品出现故障，经由QCY售后服务中心确定为产品质量问题，可享受修理、更换、退货的服务。

2、自切换机之日起15日内，本产品出现故障，经由QCY售后服务中心确定为产品质量问题，可享受修理或更换的服务。

3、自切换机之日起30个月内，本产品出现故障，经由QCY售后服务中心确定为产品质量问题，可享受修理或更换的服务。

二、在切换机之日起30个月内，本产品出现故障，经由QCY售后服务中心确定为产品质量问题，可享受修理的服务。

售后服务与支持

保质期：自产品购买之日起12个月(请妥善保管购买凭证)。

免费服务：

产品保修期内，只属产品本身质量问题的故障，请用户凭购买凭证与经销商联系以享受售后服务。

切勿自行拆卸产品或者通过非法途径自行维修，则不在保修范围内。

有下列情形者不属于保修范围内：

1、因天灾、光照、雷击、异物侵入、环境因素等发生之故障或损坏。

2、自行或委托未经原厂授权维修之厂商拆卸、改装或更换本原厂零件。

3、未按说明书使用不当及人为损坏不当所造成损坏者，因产品进水、腐蚀、异物、挤压或露在异常温度环境下。

保修卡

产品信息:

产品型号 _____

订单编号 _____

购买信息:

购买单位 _____

用户信息:

用户姓名 _____

联系电话 _____

用户地址 _____

退换原因 _____

安全提示

1. 使用产品前请详细阅读本使用说明书并请妥善保管；
2. 首次使用时，请先将本产品充电满电；
3. 如果产品长期闲置过久都到不用，请对其充电；
4. 应选择正规厂家生产且经过国家CCC认证的充电器；
5. 若手机无法接收到产品，请将产品重新进入配对模式或将产品恢复出厂设置，若手机程序出错，请把手机蓝牙关闭再开启设置后手机。

电池安全

本产品内置电池已通过国家CCC认证

1.请勿拆解或改装电池，插入异物，置入高温，或浸入水或其它液体中 以免引起电池漏液、过热、起火或爆炸。电池不能由制造商更换。

2.请远离水、供应或保存电池。避免让电池遭受外部大的压力，从而导致电池内部短路和过热。

- 请勿以任何期由拆除或维修改装产品。请勿可能会导致起火，电子击穿甚至视觉损坏本品；
- 请在用产品置于温度适宜或过高(0°C以下或40°C以上的环境下)；
- 请避免靠近高应电磁场的磁铁或其它产品或设备；
- 请勿在雷雨天气下使用该产品，雷暴可导致本产品工作不正常，并增加触电风险；
- 请勿用金属或其他具有导电体接触本产品；

长时间使用耳机可能会造成听力损害，请合理安排使用时间。

产品中有害物质的名称及含量

部件名称	有害物质									
	铅 (Pb)	汞 (Hg)	镉 (Cd)	六价铬 (Cr(VI))	多溴联苯 (PBB)	多溴二苯醚 (PBDE)	邻苯二甲酸二(2-乙基)己酯 (DEHP)	邻苯二甲酸丁苄酯 (BBP)	邻苯二甲酸二丁酯 (DBP)	邻苯二甲酸二异辛酯 (DIOP)
外 壳	O	O	O	O	O	O	O	O	O	O
线缆/线材	X	O	O	O	O	O	O	O	O	O
电 池	O	O	O	O	O	O	O	O	O	O
印 刷 电 路	X	O	O	O	O	O	O	O	O	O
电 子 元 件	O	O	O	O	O	O	O	O	O	O

本表格依据SJ/T 11364的规定编制

O:表示该有害物质在该部件所有均质材料中的含量均在GB/T 26572 规定的限量要求以下。

X:表示该有害物质至少在该部件的某一均质材料中的含量超出 GB/T 26572 规定的限量要求。

使用年限

如本手册所述，在正常使用条件下，本产品的环保使用期限为10年。

在此期间，产品不会泄露任何危险物质，本产品可以无限，必须按照当地法规处理。

10

若有售后服务需求，请联系客服

电话：400-100-7101

网址：www.qcy.com

制造商：东莞市和乐电子有限公司

地址：广东省东莞市塘厦镇塘厦塘厦路38号1号楼10层

中国大陆 已检测 RoHS

正面

HEROAD

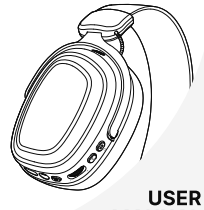

USER MANUAL

Heroad GT2

BH26H5GMA

https://www.qcy.com/pages/support-center

POWERED BY QCY

PRODUCT OVERVIEW

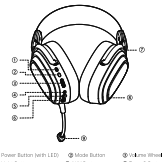

① Power Button (with LED) ② Mode Button ③ Volume Wheel
④ Light Button ⑤ AUX Port ⑥ Type-C Port
⑦ Retractable Arm ⑧ RGB Light Strip ⑨ Detachable Mic

WHAT'S IN THE BOX

Headphones Microphone Type-C charging cable Audio Cable receiver User manual

The images in this manual are for reference only, and may differ from the actual product.

PAIRING

Bluetooth:

Press and hold the Power Button for 3 seconds to turn on. The blue light will flash alternately. Wait for the device to be discovered. Select "Heroad GT2" in your phone's Bluetooth settings to connect.
(The headset will automatically reconnect to the previously paired device.)

BLE Audio:

USB-C Devices USB-C Devices

Plug the receiver into your device and double-click the Mode Button to switch to BLE Audio mode. The green light will flash during pairing and stay solid once connected.

Wired:

Solid green once connected.
(Control buttons are disabled when using the 3.5mm audio cable.)

Solid blue and red once connected
(Supports simultaneous charging and audio via USB cable.)

USB cable

FACTORY RESET

Clear Pairing:

If connection fails, press the Power Button 5 times to restore factory settings. The headset will then enter pairing mode.

AUDIO SOFTWARE SETUP

HEROAD Link

For the best sound, download the HEROAD Link driver from the QCY official website by searching for your product model (Windows 10/11 compatible, Windows only). Complete the setup guide to enable all functions.

CONTROLS

x1 Tap Once x2 Tap Twice x3 Tap Three Times Press and hold for 1s seconds

Play Music
x1 Play/Pause
x2 Previous Track
x3 Next Track

Call Controls
x1 Answer/End a Call
x2 Reject a Call

More Functions
x1 Mode
x2 Mode Switch

More Functions
x1 RGB Light Strip On/Off
x3 EQ Switch
1s Voice Assistant

INDICATORS

Battery Indicators
Red light flashes 3 times
every 6s: Low battery
Red: Charging
Blue: Full Charged

Bluetooth Mode Indicators
Flashing blue: Pairing
Solid blue: Connected
Flashing blue: Auto Reconnecting

2.4GHz Wireless Mode Indicators
Flashing green: Pairing
Solid green: Connected
Flashing green: Auto Reconnecting

SAFETY INSTRUCTIONS

1. Please carefully read and retain this user manual before using the product.
2. If the product is not used for an extended period (more than 2 weeks), please recharge it.
3. You must choose a charger produced by a legitimate manufacturer and certified by the national safety authority.
4. If your phone cannot detect the product, either re-enter pairing mode or perform a factory reset on the product. If there is a phone program error, close and reopen Bluetooth on the phone or restart the phone.
5. Do not disassemble or modify the battery, insert foreign objects, expose it to high temperatures, or immerse it in water or other liquids to prevent battery leakage, overheating, ignition, or explosion. Battery replacement should only be done by the manufacturer.
6. Do not drop, crush, or puncture the battery. Prevent external pressure that may lead to internal short circuits and overheating.
7. Do not dismantle or modify the product for any reason, as it may result in fire, electronic breakdown, or permanent damage to the product.
8. Do not expose the product to extreme low or high temperatures (below 0°C or above 45°).
9. Do not the product indicator light near the eyes of children or animals.
10. Do not use the product during thunderstorms, as it may cause abnormal operation and increase the risk of electric shock.
11. Do not use / for other liquids to wash the product.
12. Please do not use this device for long periods of time and at high volume, as there is a risk of hearing damage.

WARNING! Prolonged exposure to loud noise can cause temporary or permanent hearing damage or hearing loss. As a consequence, avoid listening for long periods at high volume and keep the volume at an appropriate setting.

Notice:

This marking indicates that this product should not be disposed with other household wastes throughout the EU. To prevent possible harm to the environment or human health from uncontrolled waste disposal, please separate it responsibly to promote the sustainable reuse of material resources. To return your used device, please use the return and collection systems or contact the retailer where the product was purchased. They can take this product for environmental safe recycling.

the power delivered by the charger must be between min 2 Watts required by the radio equipment, and max 5 Watts in order to achieve the maximum charging speed

Wireless frequency: 2.402~2.480GHz
RF power of transmission: <4dBm

2-5 W

R 220-J11530 for Bluetooth Headphone

R 220-J11531 for Bluetooth Dongle

Manufacturer: Dongguan Heqi Electronics Co., Ltd
Address: Room 101, Block 1, No.38, Daojiao Dashou Road, Daojiao Town, Dongguan City, Guangdong Province, China
E-mail: support@qcy.com
Website: www.qcy.com

RoHS FCC ID: Made in China FCC ID:

FCC STATEMENT

This device complies with Part 15 of the FCC Rules. Operation is subject to the following two conditions: (1) this device may not cause harmful interference, and (2) this device must accept any interference received, including interference that may cause undesired operation.

Changes or modifications to this unit not expressly approved by the party responsible for compliance could void the user's authority to operate the equipment.

NOTE: This equipment has been tested and found to comply with the limits for a Class B digital device, pursuant to Part 15 of the FCC Rules. These limits are designed to provide reasonable protection against harmful interference in a residential installation. This equipment generates uses and can radiate radio frequency energy and, if not installed and used in accordance with the instructions, may cause harmful interference to radio communications. However, there is no guarantee that interference will not occur in a particular installation. If this equipment does cause harmful interference to radio or television reception, which can be determined by turning the equipment off and on, the user is encouraged to try to correct the interference by one or more of the following measures:
– Reorient or relocate the receiving antenna.
– Increase the separation between the equipment and receiver.
– Connect the equipment into an outlet on a circuit different from that to which the receiver is connected.
– Consult the dealer or an experienced radio/TV technician for help.

This device and its antenna(s) must not be co-located or operation in conjunction with any other antenna or transmitter.

Radiation Exposure Statement
The device has been evaluated to meet general RF exposure requirement in portable exposure condition without restriction.

IC STATEMENT

This device contains licence-exempt transmitter(s)/receiver(s) that comply with Innovation, Science and Economic Development Canada's licence-exempt RSS(s). Operation is subject to the following two conditions:
(1) This device may not cause interference.
(2) This device must accept any interference, including interference that may cause undesired operation of the device.
Cet appareil contient des émetteurs / récepteurs exemptés de licence conformes aux RSS d'Innovation, Sciences et Développement économique Canada. Le fonctionnement est soumis aux deux conditions suivantes:
(1) Cet appareil ne doit pas causer d'interférences.
(2) Cet appareil doit accepter toutes les interférences, y compris celles susceptibles de provoquer un fonctionnement indésirable de l'appareil.

ANATEL STATEMENT

Este equipamento não tem direito à proteção contra interferência prejudicial e não pode causar interferência em sistemas devidamente autorizados.

背面

材质:80g书纸 风琴折 双面印刷