LocusTag

Model: STB001

User Manual
(V1.0)

Works with
Apple Find My

Item Overview

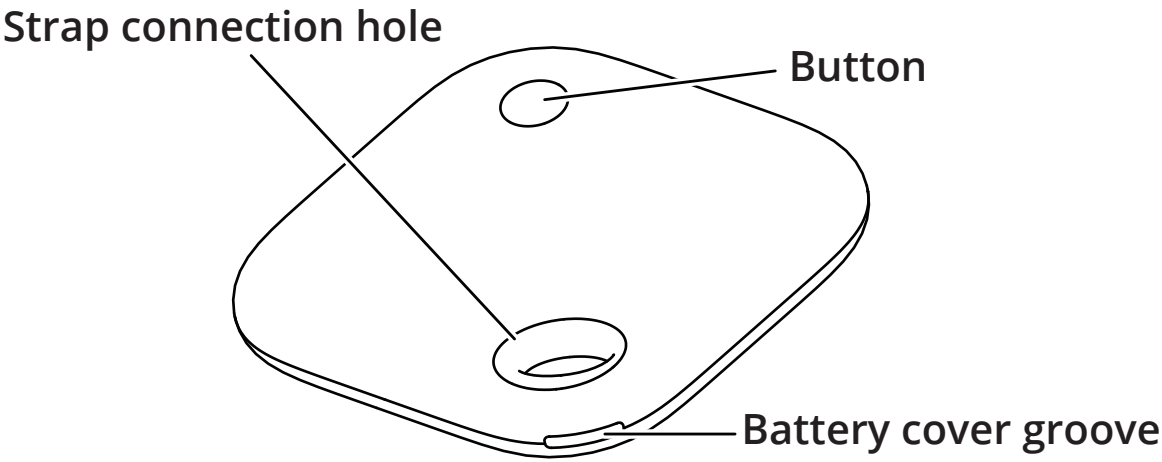

Operation	Function
Press the button Once, until you hear a ringing chime.	Re-enter the pairing state
Press the button four times rapidly. and then hold it a fifth time until you hear a ringing chime.	Factory Reset

Get Started

1. Remove the battery insulating tab.

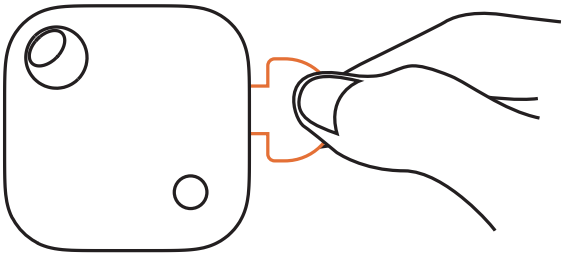

2. Tap **Items** in the Find My app, tap **+** , then choose **Add Other Item**.

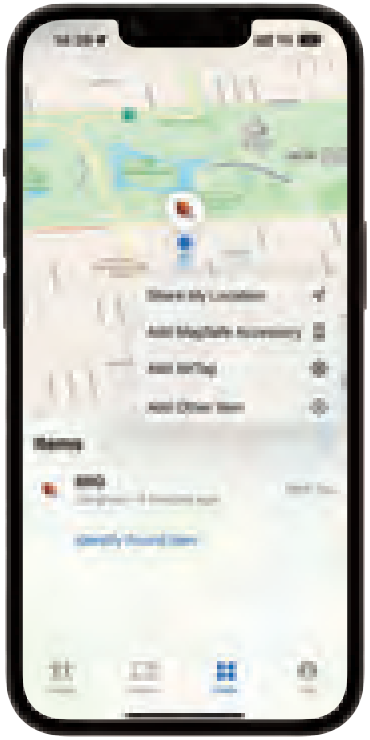

3. The Find My app is searching your item, then tap **Connect**.

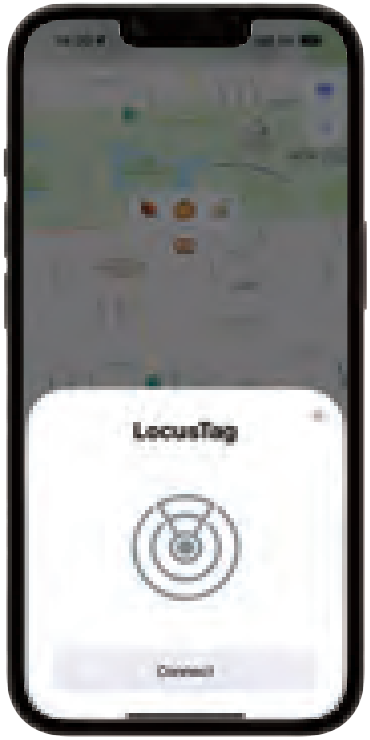

4. Enter a name, choose an emoji and follow instructions from the app.

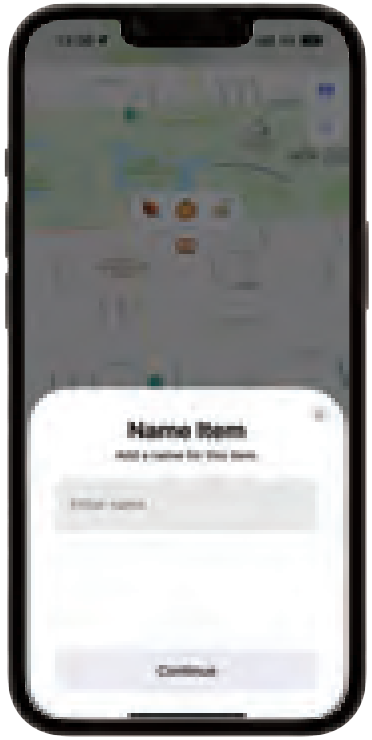

Works with
Apple Find My

*The Find My app requires an iPhone or iPod touch with iOS 14.5 or later, iPad with iPadOS 14.5 or later, or a Mac with MacOS 11.1 or later.

* The device will leave the pairing state and turn off when there is no operation with pairing within 3 minutes, and Find My app cannot bind it at this time. Re-enter the pairing state by pressing the device button once, you will hear the beeps from LocusTag then rebind it.

Reset your item

1. Tap **Items** in the Find My app.

2. Remove the item from your Apple ID

Optional:

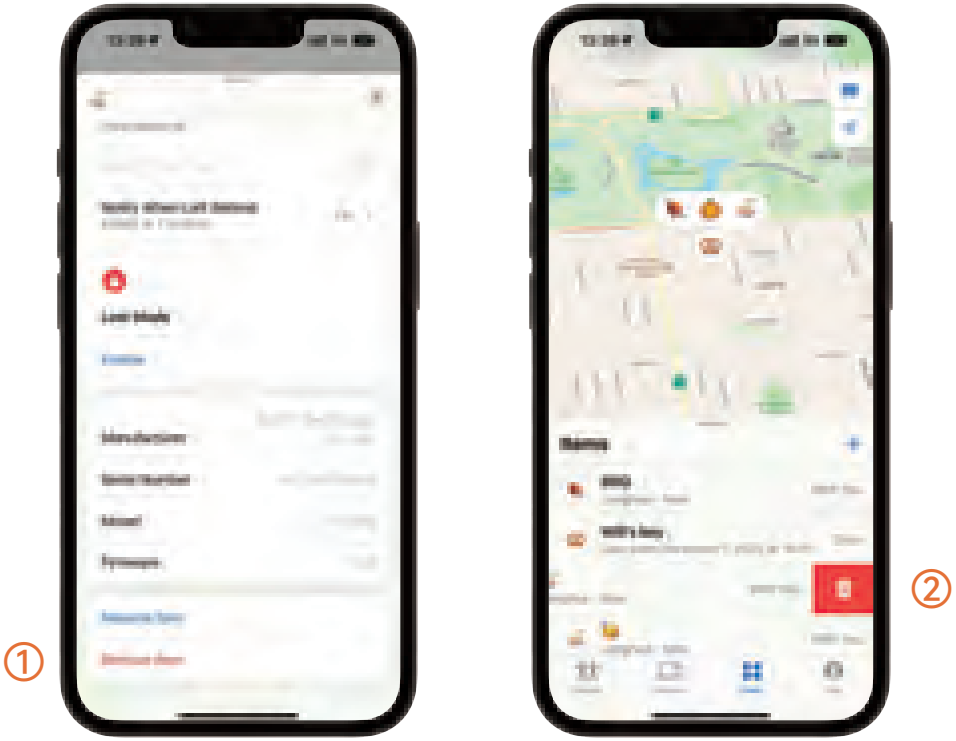

① Tap the item you want to remove.
Swipe to the bottom of the screen and tap Remove Item, then follow the onscreen instructions.

② Cell swipe to delete the item you want to remove.

3. After successfully removing the LocusTag from Find My app, press the LocusTag's function button four times rapidly, and then hold it a fifth time until you hear a ringing chime.

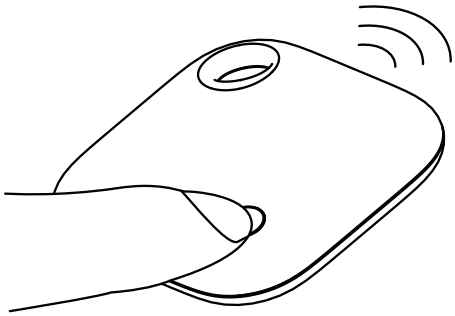

*If the item is registered to someone else's Apple ID, they need to remove the relevant tag before you can add it.

*LocusTag does not reset itself if it is outside the Bluetooth range of your iPhone, iPad, or iPod touch, even if the tag is removed from your Apple ID. You need to reset the LocusTag manually as above, then reconnect it to your device.

Replace the Battery

1. Pry the back cover off with a plastic opening tool, or your fingernail in the groove on the side of the device.

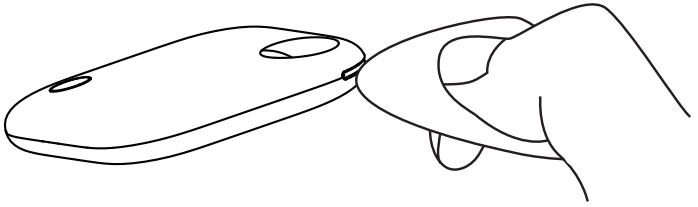

2. Install a new CR2032 battery then close the back cover.

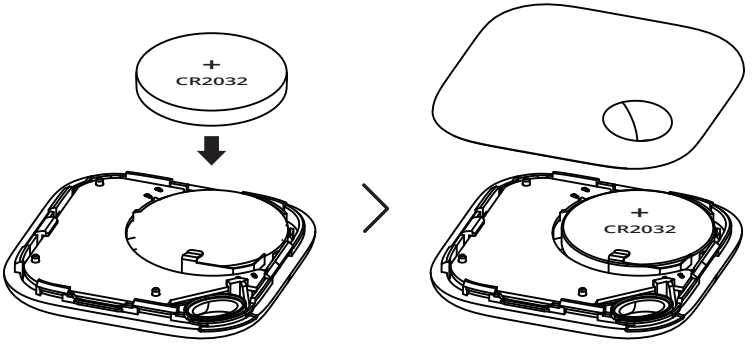

Note:

*The built-in battery is non-rechargeable. Please replace battery only with CR2032.

Important tips

Ensure your phone connects to the Apple server before pairing LocusTag on the Find My App. The failure of pairing may be due to the network, the following operations are recommended:

- Change your phone's network: switching between WLAN and Cellular data.
- Factory reset your LocusTag.
- Re-pair the device on Find My App.

Specification

Name: LocusTag

Model: STB001

Size: 36x36x7.5 mm (1.42x1.42x0.30 inches)

Weight: 10 g (0.35 oz)

Speaker: Build-in Buzzer

Battery: CR2032

Battery Life: More than 1 year

Sensor: Accelerometer

Operating Ambient Temperature:
−20° to 60° C (−4° to 140° F)

System Requirements and Compatibility: Apple ID
iPhone and iPod touch models with iOS 14.5 or later
iPad models with iPadOS 14.5 or later

Works with Apple Find My

The Work with the Apple Find My program allows third-party products to use Apple's Find My network's private and secure finding capabilities.

The program opens up the global Find My network to MFI* certified third-party manufacturers to build products to use the Find My app to locate and keep track.

There is a "Works with Apple Find My" badge on websites or product packaging to identify the certified products or accessories:

Works with
Apple Find My

Proudly, SkyRC is one of the certified manufacturers!

What is MFi ?

Made for iPhone (MFi) is a program curated by Apple to allow third-party manufacturers and developers to make authorized accessories for Apple devices such as iPhone, iPod Touch, and Apple Watch. In exchange for such program, Apple will allow the manufacturers to use the appropriate badges, sell them through both physical and online stores.

Made for
iPhone | iPad

To apply for the program, Apple will scrutinize the company and the product for certification.

Warnings

1. Radio waves are generated by this device could interfere with implantable or personal medical devices, such as cardiac pacemakers, cochlear implants, hearing aids when used nearby. Keep a distance of at least 15 cm from the device. For added assurance, please also consult the restrictions on the use of this device provided by its manufacturer.
2. Please use this product within the range of -20°C to +60°C(-4°F to 140°F), it may result in device unable, fire or explosion when the ambient temperature is too high or too low.
3. This product contains a coin cell battery. Do not drop, push or puncture battery. External pressure may lead to battery internal short-circuit and overheating, leakage, fire or explosion.
4. Attached battery is not rechargeable, only CR2032 battery available to replace, using other type battery

may be an explosion risk.

5. Do not expose batteries to flames, explosion or other hazards.
6. Do not use sharp tools to take out the battery.
7. Keep the device, accessories dry and away from moisture, dust.
8. Do not use if the compartment is not closed securely, please keep the battery out of children's reach.
9. This product includes a coin battery and accessories, please keep the battery out of children's reach. Swallowed batteries may cause chemical burns to a child's esophagus in just 2 hours, even leading to death. Seek immediate help.
10. Avoid skin or eye contact with leaking battery acid. If the skin, eye is splashed with battery acid, Call the local poison control hotline for help immediately.
11. We encourage used device and battery recycling. Do not dispose the batteries as household waste. Improperly disposed batteries contribute to explosion,

contact your local or regional waste administration with more information on the collection systems for e-waste.

Legal Requirement

Use of the Works with Apple badge means that a product has been designed to work specifically with the technology identified in the badge and has been certified by the product manufacturer to meet Apple Find My network product specifications and requirements. Apple is not responsible for the operation of this device or use of this product or its compliance with safety and regulatory standards.

FCC Regulations

This device complies with part 15 of the FCC Rules.

Operation is subject to the following two conditions:

(1) This device may not cause harmful interference.

(2) This device must accept any interference received, including interference that may cause undesired operation.

This device has been tested and found to comply with the limits for a Class B digital device, pursuant to Part 15 of the FCC Rules. These limits are designed to provide reasonable protection against harmful interference in a residential installation. This equipment generates, uses and can radiated radio frequency energy and, if not installed and used in accordance with the instructions, may cause harmful interference to radio communications. However, there is no guarantee that interference will not occur in a particular installation If this equipment does cause harmful interference to radio or television reception, which can be determined by turning the equipment off and on, the user is encouraged to try to correct the interference by one or more of the following measures:

- Reorient or relocate the receiving antenna.
- Increase the separation between the equipment and receiver.
- Connect the equipment into an outlet on a circuit different from that to which the receiver is connected.
- Consult the dealer or an experienced radio/TV technician for help.

Caution: Changes or modifications not expressly approved by the party responsible for compliance could void the user's authority to operate the equipment.

Declaration Of Conformity European Notice

Hereby, Revogi Innovation Co., Ltd. declares that this product is in compliance with essential requirements and other relevant provisions of Directive 2014/53/EU, 2011/65/EU.

This product must not be disposed of as normal household waste, in accordance with EU directive for waste electrical and electronic equipment (WEEE-2012/19/EU) . Instead, it should be disposed of by returning it to the point of sale, or to a municipal recycling collection point.

Made in China

Manufacturer: SkyRC Technology Co.,Ltd.

Address: Floors 4,5,8, Building 4, Meitai Industrial Park,
Guanguang Road, Guanlan, Longhua District, Shenzhen, China

Warranty Terms

Within the period of warranty, if the product fails with no fault of user operations, it will be repaired at Revogi's expense. The warranty will not cover product failure in examples below:

1. Intentional damage to the product by the user or third party.
2. Failure to operate or maintain the product following the (QIG) Quick Installation Guide Instructions.
3. Failure by natural wear and tear including but not limited to scratching, corrosion, oxidation and rusting.
4. Failure by non-authorized repair of the product including
   but not limited to user's own or third-party repairing attempts or modifications.

*Actual product may vary from the description in this instruction due to product upgrade.