Appendix A

➢ Test Setup Photograph

<AC Power Line Conducted Emission>

Description: Front View of Conducted Emission Test Setup



Description: Back View of Conducted Emission Test Setup



<Radiated Emission>

Description： Front View of Radiated Emission Test Setup (30 MHz ~ 1 GHz)



Description： Back View of Radiated Emission Test Setup (30 MHz ~ 1 GHz)



Description： Front View of Radiated Emission Test Setup (Above 1 GHz)



Description： Back View of Radiated Emission Test Setup (Above 1 GHz)