TEST REPORT

Application No. :	KSCR2407001217AT
FCC ID:	RF41761B
IC:	5798A-1761B
Applicant:	KEYENCE CORPORATION
Address of Applicant:	1-3-14, Higashinakajima, Higashiyodogawa-ku, Osaka, 533-8555 Japan
Manufacturer:	KEYENCE CORPORATION
Address of Manufacturer:	1-3-14, Higashinakajima, Higashiyodogawa-ku, Osaka, 533-8555 Japan
Factory:	KEYENCE CORPORATION
Address of Factory:	1-3-14, Higashinakajima, Higashiyodogawa-ku, Osaka, 533-8555 Japan
Equipment Under Test (EUT):	
EUT Name:	Handheld Terminal
Model No.:	BT-A600
Trade Mark:	KEYENCE
Standards:	47 CFR Part 15, Subpart E 15.407 RSS-248 Issue 3, October 2024 RSS-Gen Issue 5 Amendment 2 (February 2021)
Date of Receipt:	2024-07-02
Date of Test:	2024-08-27 to 2024-09-12
Date of Issue:	2024-10-18
Test Result :	**Pass***

*In the configuration tested, the EUT complied with the standards specified above.

This document is issued by the Company subject to its General Conditions of Service printed overleaf, available on request or accessible at http://www.sgs.com/en/Terms-and-Conditions.aspx and, for electronic format documents, subject to Terms and Conditions for Electronic Documents at http://www.sgs.com/en/Terms-and-Conditions/Terms-e-Document.aspx. Attention is drawn to the limitation of liability, indemnification and jurisdiction issues defined therein.
Any holder of this document is advised that information contained hereon reflects the Company's findings at the time of its intervention only and within the limits of Client's instructions, if any. The Company's sole responsibility is to its Client and this document does not exonerate parties to a transaction from exercising all their rights and obligations under the transaction documents. This document cannot be reproduced except in full, without prior written approval of the Company. Any unauthorized alteration, forgery or falsification of the content or appearance of this document is unlawful and offenders may be prosecuted to the fullest extent of the law. Unless otherwise stated the results shown in this test report refer only to the sample(s) tested and such sample(s) are retained for 30 days only.

Member of the SGS Group (SGS SA)

Revision Record			
Version	**Description**	***Date***	***Remark***
00	Original	2024-10-18	/

Authorized for issue by:				
Tested By		Maker Qi **Maker_Qi/Project Engineer**		
Approved By		Terry Hou **Terry Hou /Reviewer**		

Contents

1 Test Summary 4
2 General Description of EUT....6
3 Description of Support Units 9
4 Worst-case configuration and mode 10
5 Power level setting using in test....11
6 Measurement Uncertainty 12
7 General Information 13
7.1 Test Location 13
7.2 Test Facility....13
8 Equipment List 14
9 Test results and Measurement Data....16
9.1 Antenna Requirement 16
9.2 AC Power Line Conducted Emissions 17
9.3 Duty Cycle....21
9.4 Maximum e.i.r.p. 22
9.5 26dB Emission Bandwidth 23
9.6 99% Occupied Bandwidth 24
9.7 Power Spectral Density....25
9.8 In-Band Emissions 26
9.9 Contention Based Protocol 27
9.10 Radiated Spurious Emissions 29
9.11 Restricted bands around fundamental frequency....123
10 Test Setup Photo....142
11 EUT Constructional Details (EUT Photos) 142
12 Appendix....143

1 Test Summary

Radio Spectrum Technical Requirement					
Item	**FCC Requirement**	**IC Requirement**	**FCC Method**	**IC Method**	**Result**
Antenna Requirement	47 CFR Part 15, Subpart C 15.203	RSS-248 Issue 3, June, 2024	N/A	N/A	Pass
Transmission in the Absence of Data	47 CFR Part 15, Subpart E 15.407 (c)	N/A	N/A	N/A	Pass

N/A: Not applicable

Radio Spectrum Matter Part					
Item	**FCC Requirement**	**IC Requirement**	**FCC Method**	**IC Method**	**Result**
Conducted Emissions at AC Power Line (150kHz-30MHz)	47 CFR Part 15, Subpart C 15.207 & Subpart E 15.407 (b)(9)	RSS-Gen Section 8.8	ANSI C63.10 (2013) Section 6.2	ANSI C63.10 (2013) Section 6.2	Pass
Duty Cycle	ANSI C63.10 (2013) SECTION 12.2	ANSI C63.10 (2013) SECTION 12.2	ANSI C63.10 (2013) Section 12.2	ANSI C63.10 (2013) Section 12.2	Pass
99% Bandwidth	ANSI C63.10 (2013) Section 12.4.2	RSS-Gen Section 6.7 RSS-248 Section 4.4	ANSI C63.10 (2013) Section 12.4.2	ANSI C63.10 (2013) Section 12.4.2	Pass
26dB Emission bandwidth	47 CFR Part 15, Subpart E 15.407 (a)	ANSI C63.10 (2013) Section 12.4.1	ANSI C63.10 (2013) Section 12.4.1	ANSI C63.10 (2013) Section 12.4.1	Pass
Maximum Conducted output power	47 CFR Part 15, Subpart E 15.407 (a)	RSS-248 Section 4.5	ANSI C63.10 (2013) Section 12.3	ANSI C63.10 (2013) Section 12.3	Pass
Maximum Power spectral density	47 CFR Part 15, Subpart E 15.407 (a)	RSS-248 Section 4.5	ANSI C63.10 (2013) Section 12.5	ANSI C63.10 (2013) Section 12.5	Pass

Radio Spectrum Matter Part					
Item	**FCC Requirement**	**IC Requirement**	**FCC Method**	**IC Method**	**Result**
In-Band Emissions	47 CFR Part 15, Subpart E 15.407 (b)	RSS-248 Section 4.6.2	ANSI C63.10 (2013) Section 12.5	ANSI C63.10 (2013) Section 12.5	Pass
Radiated Emissions (Below 1GHz)	47 CFR Part 15, Subpart C 15.209 & Subpart E 15.407(b)	RSS-Gen Section 8.9	ANSI C63.10 (2013) Section 6.4,6.5	ANSI C63.10 (2013) Section 6.4,6.5	Pass
Radiated Emissions (Above 1GHz)	47 CFR Part 15, Subpart C 15.209 & Subpart E 15.407(b)	RSS-Gen Section 8.9	ANSI C63.10 (2013) Section 6.6	ANSI C63.10 (2013) Section 6.6	Pass
Radiated Emissions which fall in the restricted bands	47 CFR Part 15, Subpart C 15.209 & Subpart E 15.407(b)	RSS-Gen Section 8.10	ANSI C63.10 (2013) Section 6.10.5	ANSI C63.10 (2013) Section 6.10.5	Pass
Contention-based Protocol	47 CFR Part 15, Subpart E 15.407 (d)(6)	RSS-248 Section 4.7	KDB 987594 D02	KDB 987597 D02	Pass
Frequency Stability	47 CFR Part 15, Subpart E 15.407 (g)	RSS-Gen Section 8.11	ANSI C63.10 (2013) Section 6.8	RSS-Gen Section 6.11	Pass

2 General Description of EUT

Power supply:	DC 3.6V by Rechargeable Battery Battery information： Model：DX-BC6 Rate Capacity： 6270mAh Rate Energy：22.57Wh Normal Voltage：DC 3.6V	
Test Voltage:	AC 120V/60Hz	
IEEE 802.11 WLAN Mode Supported:	☒ 802.11ax (20 MHz channel bandwidth) ☒ 802.11ax (40 MHz channel bandwidth) ☒ 802.11ax (80 MHz channel bandwidth) ☒ 802.11ax (160 MHz channel bandwidth)	
Operation Frequency:	IEEE 802.11 ax(HE20/40/80/160): 5925 MHz ~ 6425 MHz IEEE 802.11 ax(HE20/40/80/160): 6425 MHz ~ 6525 MHz IEEE 802.11 ax(HE20/40/80/160): 6525 MHz ~ 6875 MHz IEEE 802.11 ax(HE20/40/80/160): 6875 MHz ~ 7125 MHz	
Type of Modulation:	OFDM/OFDMA (BPSK, QPSK, 16QAM, 64QAM, 256QAM, 1024QAM)	
Antenna Type:	FPC Antenna	
Antenna Ports:	☒ Ant 1, ☒ Ant 5	
Smart System:	☒ MIMO	802.11ax: 2Tx & 2Rx
Antenna Gain:	UNII-5:Ant1: 2.85dBi, Ant5: 2.92dBi(Provided by the manufacturer) UNII-6:Ant1: 1.75dBi, Ant5: 2.26dBi(Provided by the manufacturer) UNII-7:Ant1: 2.48dBi, Ant5: 2.19dBi(Provided by the manufacturer) UNII-8:Ant1: 1.88dBi, Ant5: 2.07dBi(Provided by the manufacturer)	
Remark: 1. As above information is provided and confirmed by the applicant. SGS is not liable to the accuracy, suitability, reliability or/and integrity of the information.		

Remark:
In FCC 15.31, for each band in which the device can be operated with the device operating at the number of frequencies in each band specified in the following table, and the selected channel to perform the test as below:

Frequency range over which device operates	Number of Measurement Frequencies Required	Location of Measurement Frequency in Band of Operation
1 MHz or less	1	centre
1 MHz to 10 MHz	2	1 near high end, 1 near low end
Greater than 10 MHz	3	1 near high end, 1 near centre, 1 near low end

For UNII-5:

Mode	Channel	Frequency(MHz)
IEEE 802.11a/ax 20MHz	The Lowest channel	5955
	The Middle channel	6175
	The Highest channel	6415
IEEE 802.11ax 40MHz	The Lowest channel	5965
	The Middle channel	6165
	The Highest channel	6405
IEEE 802.11ax 80MHz	The Lowest channel	5985
	The Middle channel	6145
	The Highest channel	6385
IEEE 802.11ax160MHz	The Lowest channel	6025
	The Middle channel	6185
	The Highest channel	6345

For UNII-6:

Mode	Channel	Frequency(MHz)
IEEE 802.11a/ax 20MHz	The Lowest channel	6435
	The Middle channel	6475
	The Highest channel	6515
IEEE 802.11ax 40MHz	The Lowest channel	6445
	The Highest channel	6485
	Straddle	6525
IEEE 802.11ax 80MHz	The Middle channel	6465

IEEE 802.11ax160MHz	Straddle	6505

For UNII-7:		
Mode	Channel	Frequency(MHz)
IEEE 802.11a/ax 20MHz	The Lowest channel	6535
	The Middle channel	6695
	The Highest channel	6855
IEEE 802.11ax 40MHz	The Lowest channel	6565
	The Middle channel	6685
	The Highest channel	6845
IEEE 802.11ax 80MHz	Straddle	6545
	The Lowest channel	6625
	The Middle channel	6705
	The Highest channel	6785
	Straddle	6865
IEEE 802.11ax160MHz	The Middle channel	6665
	Straddle	6825

For UNII-8:		
Mode	Channel	Frequency(MHz)
IEEE 802.11a/ax 20MHz	The Lowest channel	6895
	The Middle channel	6995
	The Highest channel	7115
IEEE 802.11ax 40MHz	Straddle	6885
	The Lowest channel	6925
	The Middle channel	7005
	The Highest channel	7085
IEEE 802.11ax 80MHz	The Lowest channel	6945
	The Highest channel	7025
IEEE 802.11ax160MHz	The Middle channel	6985

3 Description of Support Units

Description	Manufacturer	Model No.
Quectel	Mother board	V2X&5G-EVB
Qualcomm	Test Software	QRCT4 tool
Remark: all above the information of table are provided by client.		

4 Worst-case configuration and mode

Pre-scan / Final test	Mode Code	Description
Final test	14	TX mode (U-NII-5) _Keep the EUT in continuously transmitting mode with all modulation types. All data rates for each modulation type have been tested and found the data rate @ MCS0 is the worst case of IEEE 802.11ax 20/40/80/160, Only the data of worst case is recorded in the report.
Final test	15	TX mode (U-NII-6) _Keep the EUT in continuously transmitting mode with all modulation types. All data rates for each modulation type have been tested and found the data rate @ MCS0 is the worst case of IEEE 802.11ax 20/40/80/160, Only the data of worst case is recorded in the report.
Final test	16	TX mode (U-NII-7) _Keep the EUT in continuously transmitting mode with all modulation types. All data rates for each modulation type have been tested and found the data rate @ MCS0 is the worst case of IEEE 802.11ax 20/40/80/160, Only the data of worst case is recorded in the report.
Final test	17	TX mode (U-NII-8) _Keep the EUT in continuously transmitting mode with all modulation types. All data rates for each modulation type have been tested and found the data rate @ MCS0 is the worst case of IEEE 802.11ax 20/40/80/160, Only the data of worst case is recorded in the report.
Final test	18	TX mode (U-NII-6+7) _Keep the EUT in continuously transmitting mode with all modulation types. All data rates for each modulation type have been tested and found the data rate @ MCS0 is the worst case of IEEE 802.11ax 40/80/160, Only the data of worst case is recorded in the report.
Final test	19	TX mode (U-NII-7+8) _Keep the EUT in continuously transmitting mode with all modulation types. All data rates for each modulation type have been tested and found the data rate @ MCS0 is the worst case of IEEE 802.11ax 20/40/80/160, Only the data of worst case is recorded in the report.
Final test	20	Normal operating_Keep the EUT communication with the companion device.

5 Power level setting using in test

Channel	802.11ax(HE20)		Channel	802.11ax(HE40)	
	Ant 1	Ant 5		Ant 1	Ant 5
1	3.5	3.5	3	4.5	4.5
45	3.5	3.5	43	4.5	4.5
93	3.5	3.5	91	4.5	4.5
97	3.5	3.5	99	4.5	4.5
105	3.5	3.5	107	4.5	4.5
113	3.5	3.5	115	4.5	4.5
117	3.5	3.5	123	4.5	4.5
149	3.5	3.5	147	4.5	4.5
181	3.5	3.5	179	4.5	4.5
185	3.5	3.5	187	4.5	4.5
189	3.5	3.5	195	4.5	4.5
209	3.5	3.5	211	4.5	4.5
233	3.5	3.5	227	4.5	4.5
Channel	802.11ax(HE80)		Channel	802.11ax(HE160)	
	Ant 1	Ant 5		Ant 1	Ant 5
7	3.5	3.5	15	1.5	1.5
39	3.5	3.5	47	1.5	1.5
87	3.5	3.5	79	1.5	1.5
103	3.5	3.5	111	1.5	1.5
119	3.5	3.5	143	1.5	1.5
135	3.5	3.5	175	1.5	1.5
151	3.5	3.5	207	1.5	1.5
167	3.5	3.5			
183	3.5	3.5			
199	3.5	3.5			
215	3.5	3.5			

6 Measurement Uncertainty

No.	Item	Measurement Uncertainty
1	Radio Frequency	8.4 x 10-8
2	Timeout	2s
3	Duty Cycle	0.37%
4	Occupied Bandwidth	3%
5	RF Conducted Power	0.6dB
6	RF Power Density	2.9dB
7	Conducted Spurious Emissions	0.75dB
8	RF Radiated Power	5.2dB (Below 1GHz)
		5.9dB (Above 1GHz)
9	Radiated Spurious Emission Test	4.2dB (Below 30MHz)
		4.5dB (30MHz-1GHz)
		5.1dB (1GHz-18GHz)
		5.4dB (Above 18GHz)
10	Temperature Test	1°C
11	Humidity Test	3%
12	Supply Voltages	1.5%
13	Time	3%
Note: The measurement uncertainty represents an expanded uncertainty expressed at approximately the 95% confidence level using a coverage factor of k=2.		

7 General Information

7.1 Test Location

All tests were performed at:

Compliance Certification Services (Kunshan) Inc.

No.10 Weiye Rd, Innovation park, Eco&Tec, Development Zone, Kunshan City, Jiangsu, China.

Tel: +86 512 5735 5888 Fax: +86 512 5737 0818

No tests were sub-contracted.

Note:

1. SGS is not responsible for wrong test results due to incorrect information (e.g., max. internal working frequency, antenna gain, cable loss, etc) is provided by the applicant. (If applicable).
2. SGS is not responsible for the authenticity, integrity and the validity of the conclusion based on results of the data provided by applicant. (If applicable).
3. Sample source: sent by customer.

7.2 Test Facility

The test facility is recognized, certified, or accredited by the following organizations:

• A2LA

Compliance Certification Services (Kunshan) Inc. is accredited by the American Association for Laboratory Accreditation (A2LA). Certificate No. 2541.01.

• FCC

Compliance Certification Services (Kunshan) Inc. has been recognized as an accredited testing laboratory. Designation Number: CN1172.

• ISED

Compliance Certification Services (Kunshan) Inc. has been recognized by Innovation, Science and Economic Development Canada (ISED) as an accredited testing laboratory. Company Number: 2324E

• VCCI

The 3m and 10m Semi-anechoic chamber and Shielded Room of Compliance Certification Services (Kunshan) Inc. has been registered in accordance with the Regulations for Voluntary Control Measures with Registration No.: R-20134, R-11600, C-11707, T-11499, G-10216 respectively.

8 Equipment List

Item	Equipment	Manufacturer	Model	Inventory No	Cal Date	Cal. Due Date
Conducted Emission at Mains Terminals						
1	EMI Test Receive	R&S	ESCI	KS301101	01/15/2024	01/14/2025
2	LISN	R&S	ENV216	KS301197	01/15/2024	01/14/2025
3	LISN	Schwarzbeck	NNLK 8129	KS301091	01/15/2024	01/14/2025
4	Pulse Limiter	R&S	ESH3-Z2	KUS1902E001	01/15/2024	01/14/2025
5	CE test Cable	Thermax	/	CZ301102	01/15/2024	01/14/2025
6	Test Software	ESE	E3_V 6.111221a	/	N.C.R	N.C.R
RF Conducted Test						
1	Spectrum Analyzer	Keysight	N9020A	KUS1911E004-2	08/01/2024	07/31/2025
2	Spectrum Analyzer	Keysight	N9020A	KUS2001M001-2	08/01/2024	07/31/2025
3	Spectrum Analyzer	Keysight	N9030B	KSEM021-1	01/15/2024	01/14/2025
4	Signal Generator	R&S	SMBV100B	KSEM032	03/19/2024	03/18/2025
5	Signal Generator	R&S	SMW200A	KSEM020-1	08/02/2024	08/01/2025
6	Signal Generator	Agilent	N5182A	KUS2001M001-1	08/01/2024	07/31/2025
7	Signal Generator	Agilent	E8257C	KS301066	08/06/2024	08/05/2025
8	Radio Communication Test Station	Anritsu	MT8000A	KSEM001-1	08/01/2024	07/31/2025
9	Radio Communication Analyzer	Anritsu	MT8821C	KSEM002-1	03/19/2024	03/18/2025
10	Universal Radio Communication Tester	R&S	CMW500	KUS1911E004-1	08/12/2024	08/11/2025
11	Switcher	TST	FY562	KUS2001M001-4	01/15/2024	01/14/2025
12	Conducted Test Cable	Thermax	RF01-RF04	CZ301111-CZ301120	01/15/2024	01/14/2025
13	Temp. / Humidity Chamber	TERCHY	MHK-120AK	KS301190	08/26/2024	08/25/2025
14	Temperature & Humidity Recorder	Renke Control	RS-WS-N01-6J	KSEM024-5	03/19/2024	03/18/2025
15	Software	BST	TST-PASS	/	NCR	NCR
RF Radiated Test						
1	Spectrum Analyzer	R&S	FSV40	KUS1806E003	08/06/2024	08/05/2025
2	Universal Radio Communication Tester	R&S	CMW500	KSEM009-1	03/19/2024	03/18/2025
4	Loop Antenna	COM-POWER	AL-130R	KUS1806E001	03/18/2023	03/17/2025
5	Bilog Antenna	TESEQ	CBL 6112D	KUS1806E005	06/29/2023	06/28/2025
6	Bilog Antenna	TESEQ	CBL 6112D	KUS1806E006	03/19/2024	03/18/2025
7	Horn-antenna(1-18GHz)	Schwarzbeck	BBHA9120D	KS301079	03/23/2024	08/22/2026
8	Horn-antenna(1-18GHz)	ETS-LINDGREN	3117	KS301186	04/07/2023	04/06/2025
9	Horn Antenna(18-40GHz)	Schwarzbeck	BBHA9170	CZ301058	01/07/2024	01/06/2026
10	Amplifier(30MHz~18GHz)	PANSHAN TECHNOLOGY	LNA:1~18G	KSEM010-1	01/15/2024	01/14/2025
11	Amplifier(18~40GHz)	PANSHAN TECHNOLOGY	LNA180400G40	KSEM038	08/12/2024	08/11/2025
12	RE Test Cable	REBES	/	CZ301097	08/12/2024	08/11/2025

		MICROWAVE				
13	Temperature & Humidity Recorder	Renke Control	RS-WS-N01-6J	KSEM024-4	03/21/2024	03/20/2025
14	Software	Faratronic	EZ_EMC-v 3A1	/	NCR	NCR
15	Software	ESE	E3_V 6.111221a	/	NCR	NCR

9 Test results and Measurement Data

9.1 Antenna Requirement

9.1.1 Test Requirement:

47 CFR Part 15, Subpart C 15.203

9.1.2 Conclusion

Standard Requirement:

An intentional radiator shall be designed to ensure that no antenna other than that furnished by the responsible party shall be used with the device. The use of a antenna that uses a unique coupling to the intentional radiator, the manufacturer may design the unit permanently attached antenna or of an so that a broken antenna can be replaced by the user, but the use of a standard antenna jack or electrical connector is prohibited.

EUT Antenna:

The antenna is Internal antenna and no consideration of replacement. The best case gain of the antenna is:

UNII-5:Ant1: 2.85dBi, Ant5: 2.92dBi
UNII-6:Ant1: 1.75dBi, Ant5: 2.26dBi
UNII-7:Ant1: 2.48dBi, Ant5: 2.19dBi
UNII-8:Ant1: 1.88dBi, Ant5: 2.07dBi

Antenna location: Refer to internal photo.

9.2 AC Power Line Conducted Emissions

Test Requirement:	47 CFR Part 15 Section 15.407(b)		
Test Method:	ANSI C63.10: 2013 Section 6.2		
Test Frequency Range:	150kHz to 30MHz		
Receiver Setup:	RBW = 9kHz, VBW = 30kHz		
Limit:	Frequency range (MHz)	Limit (dBuV)	
		Quasi-peak	Average
	0.15-0.5	66 to 56*	56 to 46*
	0.5-5	56	46
	5-30	60	50
	* Decreases with the logarithm of the frequency.		
Test Procedure:	1) The mains terminal disturbance voltage test was conducted in a shielded room. 2) The EUT was connected to AC power source through a LISN 1 (Line Impedance Stabilization Network) which provides a 50Ω/50μH + 5Ω linear impedance. The power cables of all other units of the EUT were connected to a second LISN 2, which was bonded to the ground reference plane in the same way as the LISN 1 for the unit being measured. A multiple socket outlet strip was used to connect multiple power cables to a single LISN provided the rating of the LISN was not exceeded. 3) The tabletop EUT was placed upon a non-metallic table 0.8m above the ground reference plane. And for floor-standing arrangement, the EUT was placed on the horizontal ground reference plane, 4) The test was performed with a vertical ground reference plane. The rear of the EUT shall be 0.4 m from the vertical ground reference plane. The vertical ground reference plane was bonded to the horizontal ground reference plane. The LISN 1 was placed 0.8 m from the boundary of the unit under test and bonded to a ground reference plane for LISNs mounted on top of the ground reference plane. This distance was between the closest points of the LISN 1 and the EUT. All other units of the EUT and associated equipment was at least 0.8 m from the LISN 2. 5) In order to find the maximum emission, the relative positions of equipment and all of the interface cables must be changed according to ANSI C63.10: 2013 on conducted measurement.		

Test Setup:	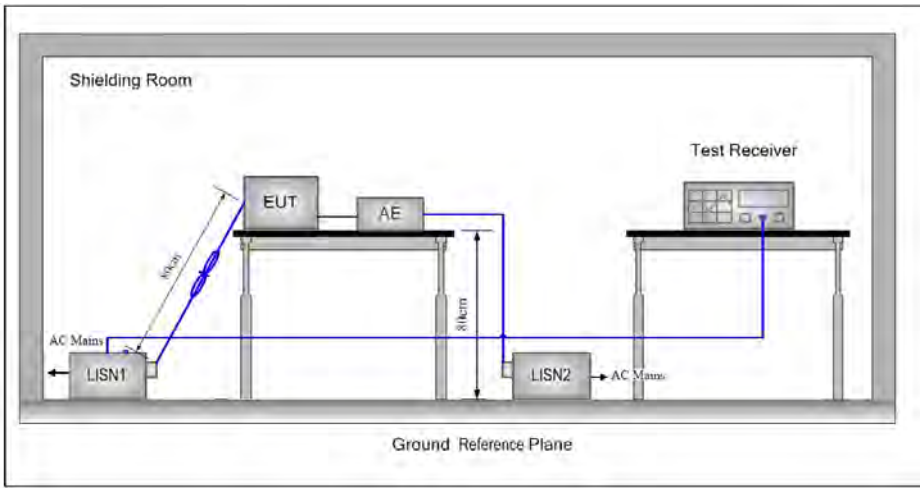
Exploratory Test Mode:	Transmitting with all kind of modulations, data rates at lowest, middle and highest channel.
Final Test Mode:	Refer to section 2.7 for details. Only the worst case is recorded in the report.
Instruments Used:	Refer to section 4 for details
Test Results:	Pass

Measurement Data

An initial pre-scan was performed on the live and neutral lines with peak detector.
Quasi-Peak and Average measurement were performed at the frequencies with maximized peak emission were detected.

Test Mode: 14; Line: Live line

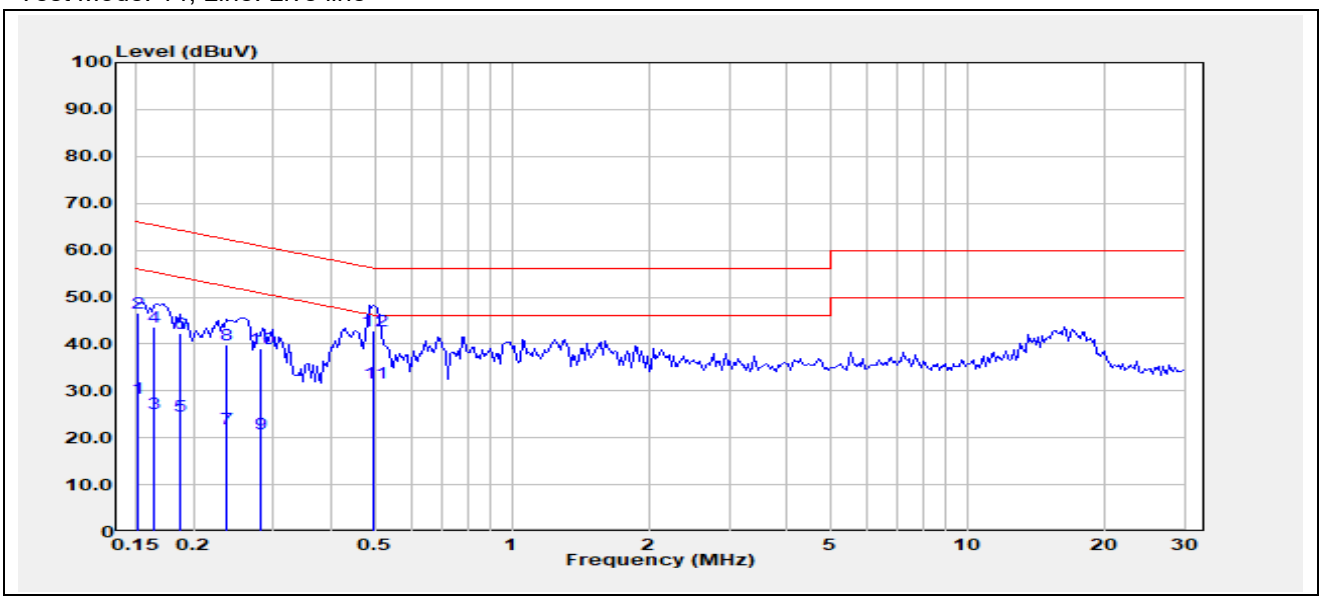

No.	Frequency (MHz)	Reading (dBuV)	Correct Factor(dB)	Result (dBuV)	Limit (dBuV)	Margin (dB)	Remark
1	0.1512	8.25	20.25	28.50	55.94	-27.44	Average
2	0.1512	26.28	20.25	46.53	65.94	-19.41	QP
3	0.1642	4.99	20.19	25.18	55.25	-30.07	Average
4	0.1642	23.46	20.19	43.65	65.25	-21.60	QP
5	0.1869	4.65	20.10	24.75	54.18	-29.43	Average
6	0.1869	22.20	20.10	42.30	64.18	-21.88	QP
7	0.2359	1.96	20.06	22.02	52.24	-30.22	Average
8	0.2359	19.82	20.06	39.88	62.24	-22.36	QP
9	0.2807	0.67	20.07	20.74	50.80	-30.06	Average
10	0.2807	18.89	20.07	38.96	60.80	-21.84	QP
11	0.4989	11.75	20.03	31.78	46.02	-14.24	Average
12	0.4989	22.71	20.03	42.74	56.02	-13.28	QP

Test Mode: 10; Line: Neutral Line

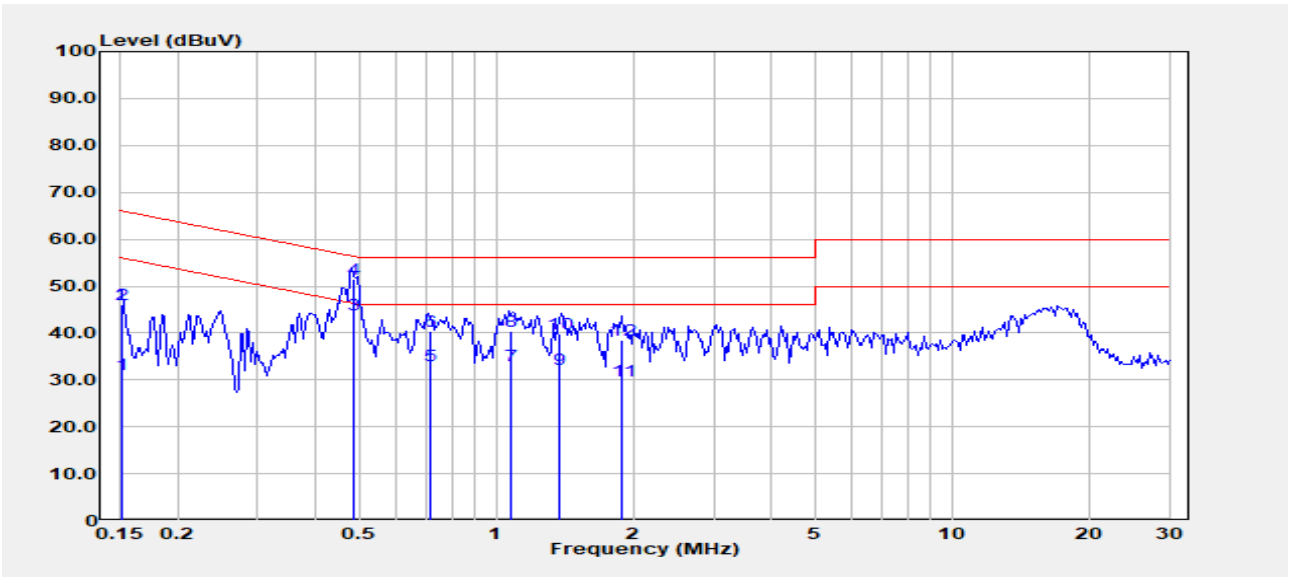

No.	Frequency (MHz)	Reading (dBuV)	Correct Factor(dB)	Result (dBuV)	Limit (dBuV)	Margin (dB)	Remark
1	0.1506	10.88	20.18	31.06	55.97	-24.91	Average
2	0.1506	25.98	20.18	46.16	65.97	-19.81	QP
3	0.4858	23.95	19.95	43.90	46.24	-2.34	Average
4	0.4858	31.65	19.95	51.60	56.24	-4.64	QP
5	0.7148	13.11	19.83	32.94	46.00	-13.06	Average
6	0.7148	20.62	19.83	40.45	56.00	-15.55	QP
7	1.0740	13.02	19.91	32.93	46.00	-13.07	Average
8	1.0740	20.35	19.91	40.26	56.00	-15.74	QP
9	1.3800	12.22	19.90	32.12	46.00	-13.88	Average
10	1.3800	20.00	19.90	39.90	56.00	-16.10	QP
11	1.8960	9.89	19.89	29.78	46.00	-16.22	Average
12	1.8960	18.62	19.89	38.51	56.00	-17.49	QP

9.3 Duty Cycle

Test Requirement:	ANSI C63.10 :2013 Section 12.2
Test Method:	ANSI C63.10 :2013 Section 12.2
Test Setup:	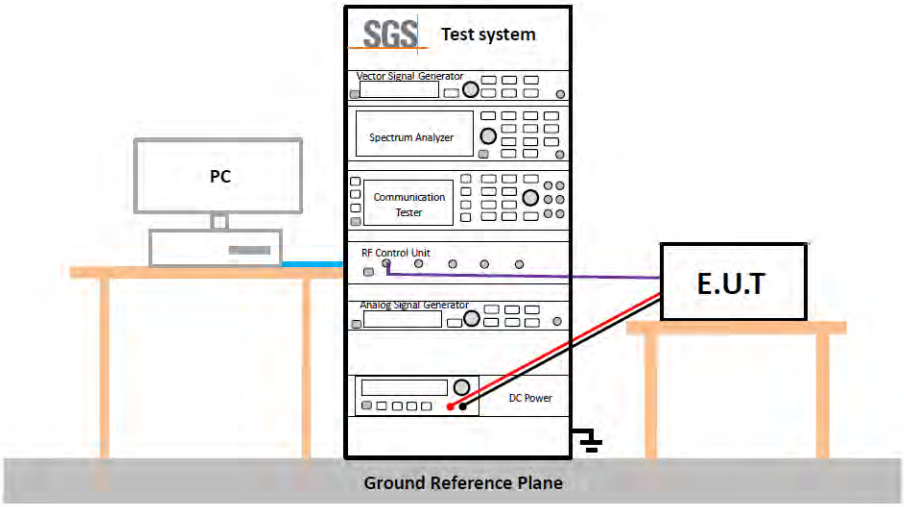
Instruments Used:	Refer to section 4 for details
Exploratory Test Mode:	Transmitting with all kind of modulations, data rates
Final Test Mode:	Refer to section 2.7 for details.
Limit:	No restriction limits
Test Results:	For report purpose
The detailed test data see: **Appendix**	

9.4 Maximum e.i.r.p.

Test Requirement:	47 CFR Part 15 Section 15.407(a) 15.407(a)(8)
Test Method:	ANSI C63.10 :2013 Section11.9.2.3
Test Setup:	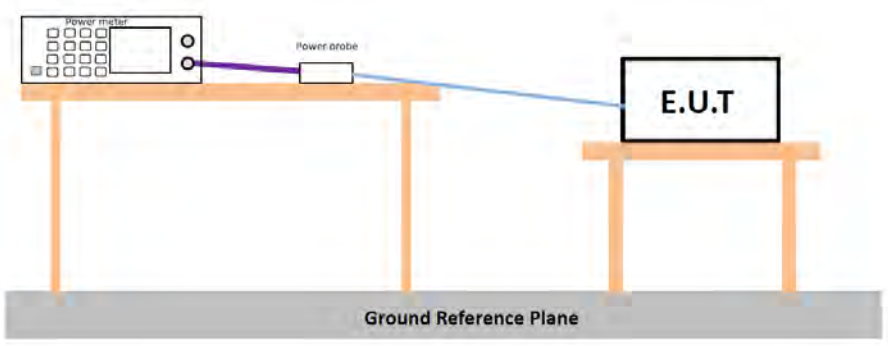 * Test with power meter (Detector function: Average)
Test Instruments:	Refer to section 4 for details
Exploratory Test Mode:	Transmitting with all kind of modulations, data rates
Final Test Mode:	Refer to section 2.7 for details.
Limit:	For client devices operating under the control of an indoor access point in the 5.925-7.125GHz bands, the maximum e.i.r.p. over the frequency band of operation must not exceed 24 dBm.
Test Results:	Pass
The detailed test data see: **Appendix**	

9.5 26dB Emission Bandwidth

Test Requirement:	47 CFR Part 15 Section 15.407(a), KDB 789033 D02
Test Method:	ANSI C63.10: 2013 Section 11.8 Option 2
Test Setup:	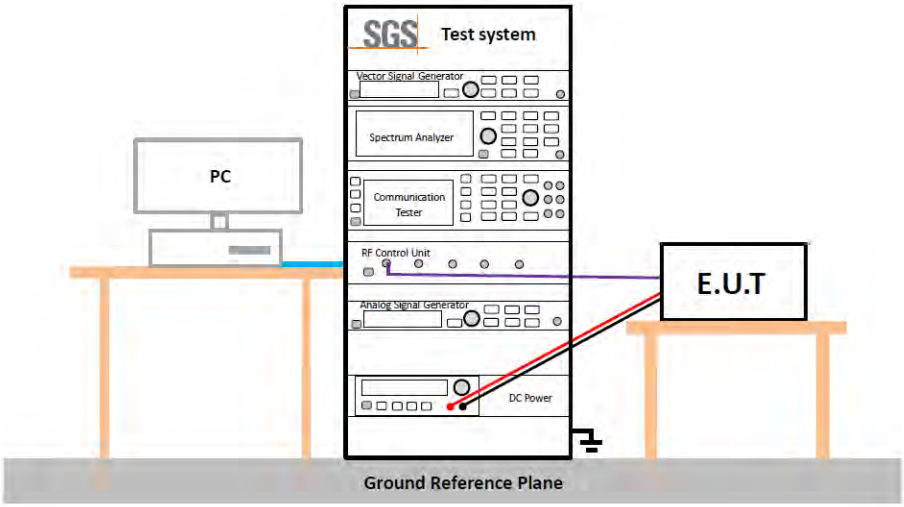
Instruments Used:	Refer to section 4 for details
Exploratory Test Mode:	Transmitting with all kind of modulations, data rates
Final Test Mode:	Refer to section 2.7 for details.
Limit:	The maximum transmitter channel bandwidth for U-NII devices in the 5.925-7.125 GHz band is 320 megahertz.
Test Results:	Pass
The detailed test data see: **Appendix**	

9.6 99% Occupied Bandwidth

Test Requirement:	KDB 789033 D02§ D
Test Method:	ANSI C63.10: 2013 Section 6.9.3
Test Setup:	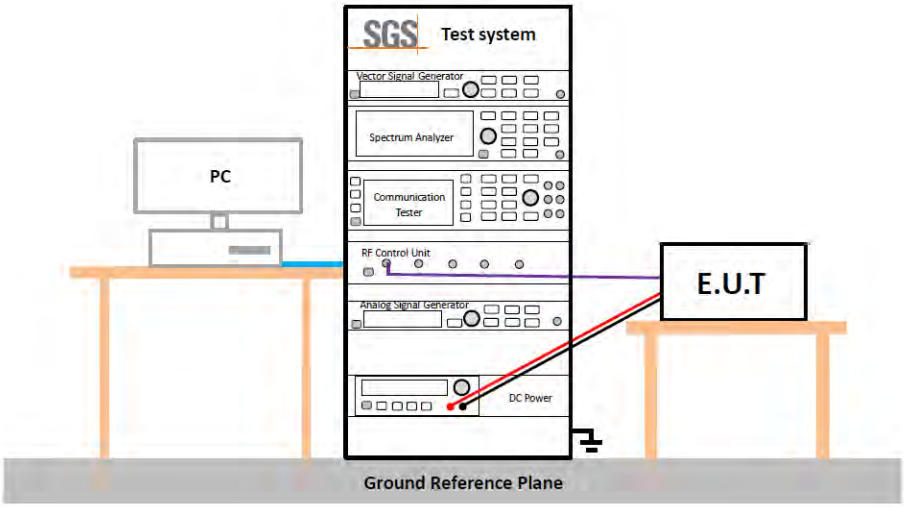
Instruments Used:	Refer to section 4 for details
Exploratory Test Mode:	Transmitting with all kind of modulations, data rates
Final Test Mode:	Refer to section 2.7 for details.
Limit:	No restriction limits
Test Results:	For report purpose
The detailed test data see: **Appendix**	

9.7 Power Spectral Density

Test Requirement:	47 CFR Part 15 Section 15.407(a) 15.407(a)(8)
Test Method:	ANSI C63.10: 2013 Section 11.10.2 KDB 789033 D02 v02r01, Section F.
Test Setup:	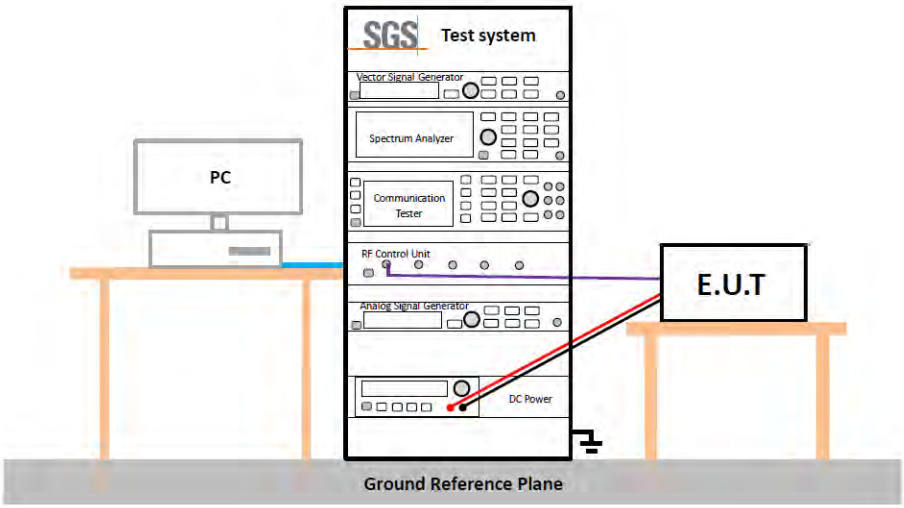
Instruments Used:	Refer to section 4 for details
Exploratory Test Mode:	Transmitting with all kind of modulations, data rates
Final Test Mode:	Refer to section 2.7 for details.
Limit:	For client devices operating under the control of an indoor access point in the 5.925-7.125GHz bands, the maximum power spectral density must not exceed −1 dBm e.i.r.p. in any 1-megahertz band.
Test Results:	Pass
The detailed test data see: **Appendix**	

9.8 In-Band Emissions

Test Requirement:	47 CFR Part 15 Section 15.407(b)(6)
Test Method:	KDB 987594 D02 U-NII 6GHz EMC Measurement v01
Test Setup:	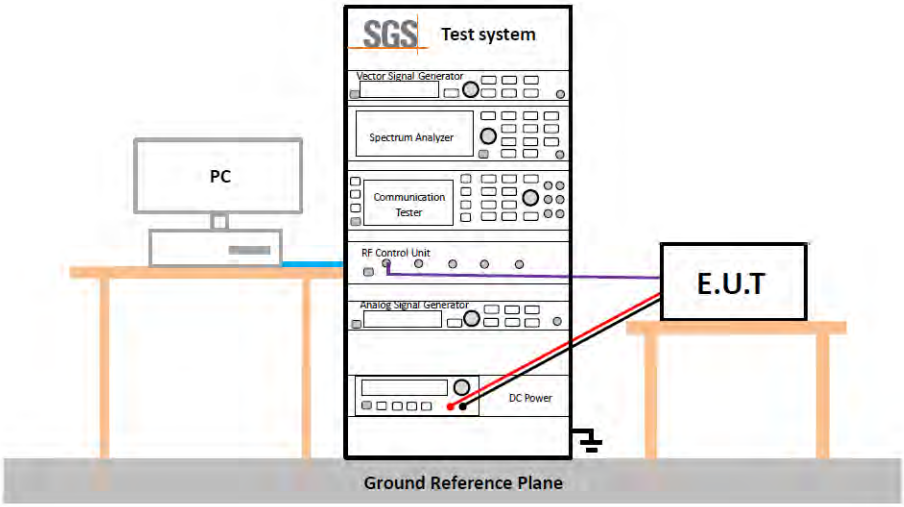
Instruments Used:	Refer to section 4 for details
Exploratory Test Mode:	Transmitting with all kind of modulations, data rates
Final Test Mode:	Refer to section 2.7 for details. Only the worst case is recorded in the report.
Limit:	For transmitters operating within the 5.925-7.125 GHz bands: Power spectral density must be suppressed by 20 dB at 1 MHz outside of channel edge, by 28 dB at one channel bandwidth from the channel center, and by 40 dB at one- and one-half times the channel bandwidth away from channel center. At frequencies between one megahertz outside an unlicensed device's channel edge and one channel bandwidth from the center of the channel, the limits must be linearly interpolated between 20 dB and 28 dB suppression, and at frequencies between one and one- and one-half times an unlicensed device's channel bandwidth, the limits must be linearly interpolated between 28 dB and 40 dB suppression. Emissions removed from the channel center by more than one- and one-half times the channel bandwidth must be suppressed by at least 40 dB.
Test Results:	Pass
The detailed test data see: **Appendix**	

9.9 Contention Based Protocol

Test Requirement:	47 CFR Part 15 Section 15.407(d)
Test Method:	ANSI C63.10: 2013 KDB 987594 D02 U-NII 6GHz EMC Measurement v01
Test Setup:	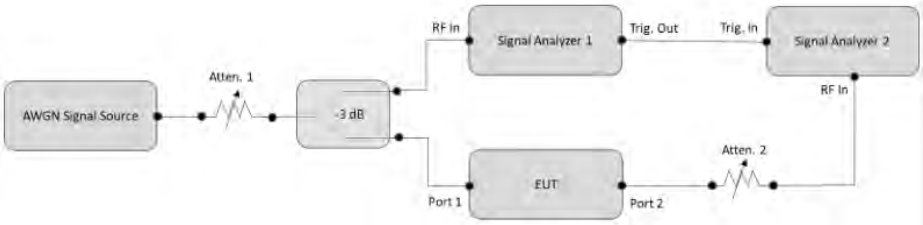
Instruments Used:	Refer to section 4 for details
Exploratory Test Mode:	Transmitting with all kind of modulations, data rates
Test Procedure:	1) Configure the EUT to transmit with a constant duty cycle. 2) Set the operating parameters of the EUT including power level, operating frequency,modulation and bandwidth. 3) Set the signal analyzer center frequency to the nominal EEUT channel center frequency. The span range of the signal analyzer shall be between two times and five times the OBW of the EUT. Connect the output port of the EUT to the signal analyzer 2, as shown in Figure 2. Ensure that the attenuator 2 provides enough attenuation to not overload the signal analyzer 2 receiver. 4) Monitoring the signal analyzer 2, verify the EUT is operating and transmitting with the parameters set at step two. 5) Using an AWGN signal source, generate (but do not transmit, i.e., RF OFF) a 10MHz-wide AWGN signal. Use Table 1 to determine the center frequency of the 10MHz AWGN signal relative to the EUT's channel bandwidth and center frequency. 6) Set the AWGN signal power to an extremely low level (more than 20 dB below the -62 dBm threshold). Connect the AWGN signal source, via a 3-dB splitter, to the signal analyzer 1 and the EUT as shown in Figure 2. 7) Transmit the AWGN signal (RF ON) and verify its characteristics on the signal analyzer 1. 8) Monitor the signal analyzer 2 to verify if the AWGN signal has been detected and the EUT has ceased transmission. If the EUT continues to transmit, then incrementally increase the AWGN signal power level until the EUT stops transmitting. 9) (Including all losses in the RF paths) Determine and record the AWGN signal power level (at the EUT's antenna port) at which the EUT ceased transmission. Repeat the procedure at least 10 times to verify the EUT can detect an AWGN signal with 90% (or better) level of certainty.

	10) Refer to Table 1 to determine number of times the detection threshold testing needs to be repeated. If testing is required more than once, then go back to step 5, choose a different center frequency for the AWGN signal and repeat the process.
Limit:	Unlicensed low-power indoor devices must detect co-channel radio frequency power that is at least -62 dBm or lower. Upon detection of energy in the band, unlicensed low power indoor devices must vacate the channel and stay off the channel as long as detected radio frequency power is equal to or greater than the threshold (-62 dBm). The -62 dBm (or lower) threshold is referenced to a 0 dBi antenna gain. To ensure incumbent operations are reliably detected in the band, low power indoor devices must detect RF energy throughout their intended operating channel. For example, an 802.11 device that plans to transmit a 40 MHz- wide signal (on a primary 20 MHz channel and a secondary 20 MHz channel) must detect energy throughout the entire 40 MHz channel. Additionally, low-power indoor devices must detect co-channel energy with 90% or greater certainty.
Test Results:	Pass
The competition-based protocol test was performed by Hefei Panwin Technology Co., Ltd,Please refer to PD20240028RF10 for test data.	

9.10 Radiated Spurious Emissions

Test Requirement:	47 CFR Part 15 Section 15.205 and 15.209
Test Method:	ANSI C63.10: 2013 Section 6.4 / 6.5 / 6.6
Test Site:	Measurement Distance: 3m (Semi-Anechoic Chamber)
Test frequency:	9kHz ~ 40GHz(or 10 Harmonic)

Test Setup:

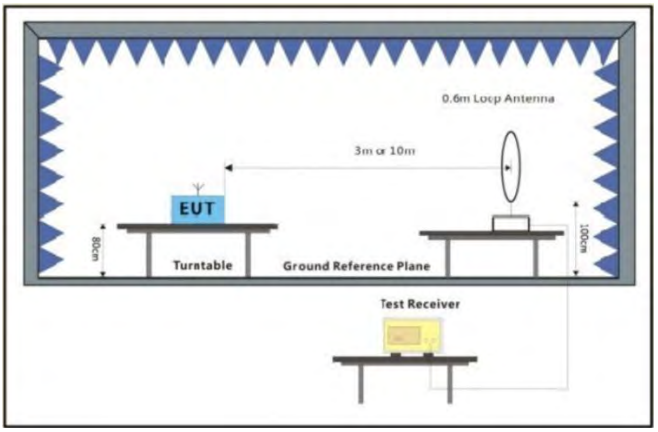

Figure 1. 9kHz to 30MHz

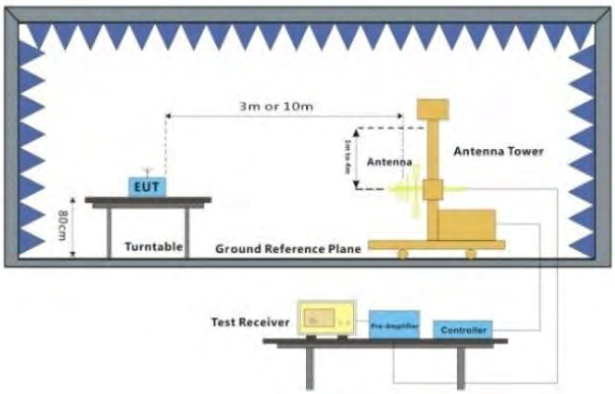

Figure 1. 30MHz to 1GHz

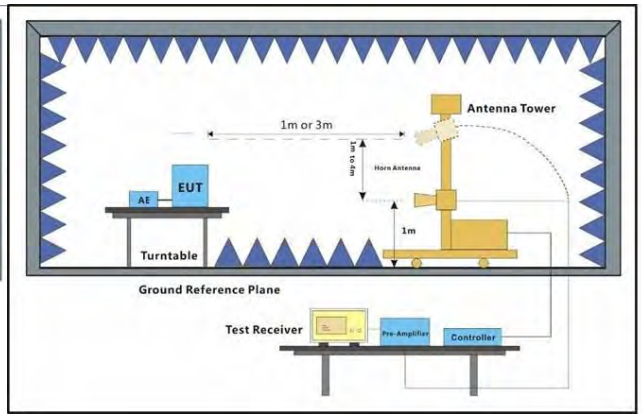

Figure 2. Above 1 GHz

Test Procedure:	a. For below 1GHz test, the EUT was placed on the top of a rotating table 0.8 meters above the ground at a 3 or 10 meter semi-anechoic camber. The table was rotated 360 degrees to determine the position of the highest radiation. b. For above 1GHz test, the EUT was placed on the top of a rotating table 1.5 meters above the ground at a 3 meter semi-anechoic camber. The table was rotated 360 degrees to determine the position of the highest radiation

	(Distance from antenna to EUT is 1m for measurements >18GHz). c. The EUT was set 3 or 10 meters away from the interference-receiving antenna, which was mounted on the top of a variable-height antenna tower. d. The antenna height is varied from one meter to four meters above the ground to determine the maximum value of the field strength. Both horizontal and vertical polarizations of the antenna are set to make the measurement. e. For each suspected emission, the EUT was arranged to its worst case and then the antenna was tuned to heights from 1 meter to 4 meters and the rotatable table was turned from 0 degrees to 360 degrees to find the maximum reading. f. The test-receiver system was set to Peak Detect Function and Specified Bandwidth with Maximum Hold Mode. g. Test the EUT in the outermost channels. h. The radiation measurements are performed in X, Y, Z axis positioning for Transmitting mode, and found the X axis positioning which it is worse case. i. Repeat above procedures until all frequencies measured was complete. j. The low frequency, which started from 9 kHz to 30MHz, was pre-scanned and the result which was 20dB lower than the limit line was not reported k. The disturbance above 18GHz was very low, and the harmonics were the highest point could be found when testing, so only the harmonics had been displayed. l. At a measurement distance of 1 meter the limit line was increased by 20*LOG(3/1) = 9.54 dB. Remark： 1. Level= Read Level+ Cable Loss+ Antenna Factor- Preamp Factor 2. For emission below 1GHz, through the pre-scan found the worst case is the lowest channel of 802.11a. Only the worst case is recorded in the report. 3. Scan from 9kHz to 30MHz, the disturbance below 30MHz was very low. The points marked on above plots are the highest emissions could be found when testing, so only above points had been displayed. The amplitude of spurious emissions from the radiator which are attenuated more than 20dB below the limit need not be reported. 4. The disturbance below 1GHz was very low and the harmonics were the highest point could be found when testing, so only the above harmonics had been displayed. 5. Scan from 18GHz to 40GHz, the disturbance above 18GHz was very low. The points marked on above plots are the highest emissions could be found when testing, so only above points had been displayed. The amplitude of spurious emissions from the radiator which are attenuated more than 20dB below the limit need not be reported. 6. As shown in this section, for frequencies above 1GHz, the field strength limits are based on average limits. However, the peak field strength of any emission shall

	not exceed the maximum permitted average limits specified above by more than 20 dB under any condition of modulation. For the emissions whose peak level is lower than the average limit, only the peak measurement is shown in the report. 7. The disturbance above 18GHz were very low and the harmonics were the highest point could be found when testing, so only the above harmonics had been displayed. 8. For devices with multiple operating modes, measurements on the middle channel is used to determine the worst-case mode(s). Only the worst case mode with the highest output power and the mode with the highest output power spectral density for each modulation family (e.g., OFDM and direct sequence spread spectrum) is recorded in the test report. 9. This test item was investigated while operating in SISO and MIMO mode, however, it was determined that SISO antenna 1 operation for a modulation and MiMO antenna operation for ax modulation produced the worst emissions. So the emissions produced from other operation are not recorded in report.
Test Configuration:	Measurements below 30MHz • RBW = 10 kHz • VBW = 30 kHz • Detector = Peak & Average & Quasi-peak • Trace mode = max hold Measurements Below 1000MHz • RBW = 120 kHz • VBW = 300 kHz • Detector = Quasi-peak • Trace mode = max hold Peak Measurements Above 1000 MHz • RBW = 1 MHz • VBW ≥ 3 MHz • Detector = Peak • Sweep time = auto • Trace mode = max hold Average Measurements Above 1000MHz • RBW = 1 MHz • VBW = 10Hz, when duty cycle is no less than 98 percent. • VBW ≥ 1/T, when duty cycle is less than 98 percent where Tis the minimum transmission duration over which the transmitter is on and is transmitting at its maximum power control level for the tested mode of operation.
Exploratory Test Mode:	Transmitting with all kind of modulations, data rates.
Final Test Mode:	Refer to section 2.7 for details. For below 1GHz part, through pre-scan all channels, but only the worst case is recorded in the report.

Instruments Used:	Refer to section 4 for details
Test Results:	Pass

Radiated emission below 1GHz

Test Mode: 14; Polarity: Horizontal

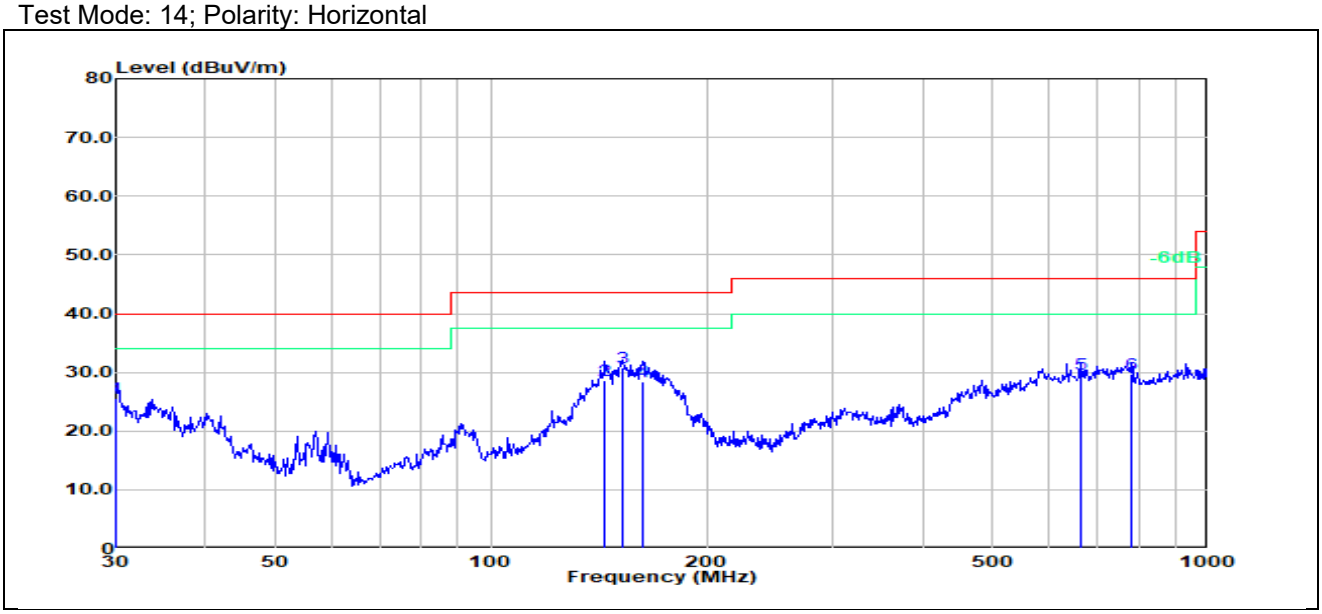

No.	Frequency (MHz)	Reading (dBuV)	Correct Factor(dB/m)	Result (dBuV/m)	Limit (dBuV/m)	Margin (dB)	Height (cm)	Degree (deg.)	Remark
1	30.0000	31.47	-5.96	25.51	40.00	-14.49	100	217	QP
2	144.3348	42.34	-13.70	28.64	43.50	-14.86	100	217	QP
3	152.6641	43.30	-12.61	30.69	43.50	-12.81	100	360	QP
4	162.6106	40.96	-12.47	28.49	43.50	-15.01	100	126	QP
5	663.4729	28.96	0.69	29.65	46.00	-16.35	100	93	QP
6	779.6068	26.53	3.12	29.65	46.00	-16.35	200	217	QP

Test Mode: 14; Polarity: Vertical;

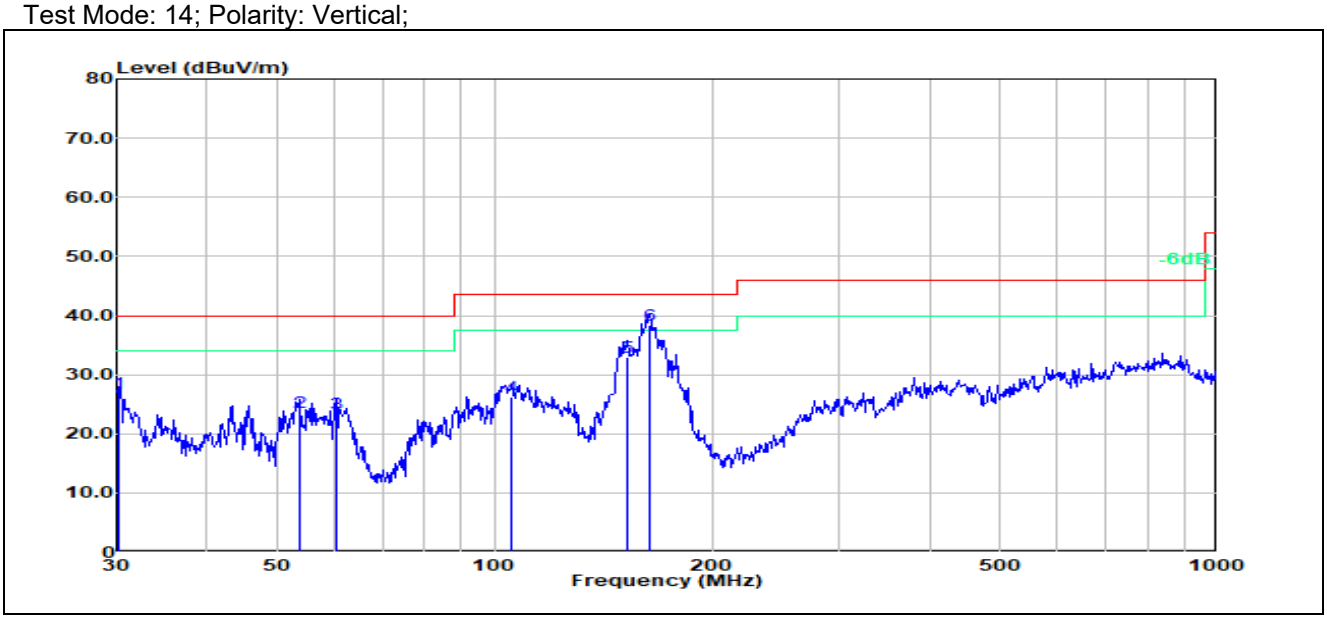

No.	Frequency	Reading	Correct	Result	Limit	Margin	Height	Degree	Remark
	(MHz)	(dBuV)	Factor(dB/m)	(dBuV/m)	(dBuV/m)	(dB)	(cm)	(deg.)	
1	30.2111	32.90	-6.06	26.84	40.00	-13.16	200	345	QP
2	53.6932	38.31	-14.70	23.61	40.00	-16.39	100	82	QP
3	60.2801	38.86	-15.35	23.51	40.00	-16.49	100	56	QP
4	105.6415	40.48	-14.18	26.30	43.50	-17.20	100	326	QP
5	152.6641	45.57	-12.61	32.96	43.50	-10.54	100	0	QP
6	164.3302	50.90	-12.60	38.30	43.50	-5.20	100	313	QP

Remark:
All channels have been tested, but only the worst case data displayed in this report.

Transmitter emission Above 1GHz

Test Mode: 14; Polarity: Horizontal; Modulation:802.11ax(Full RU0); Bandwidth:20MHz; Channel:Low

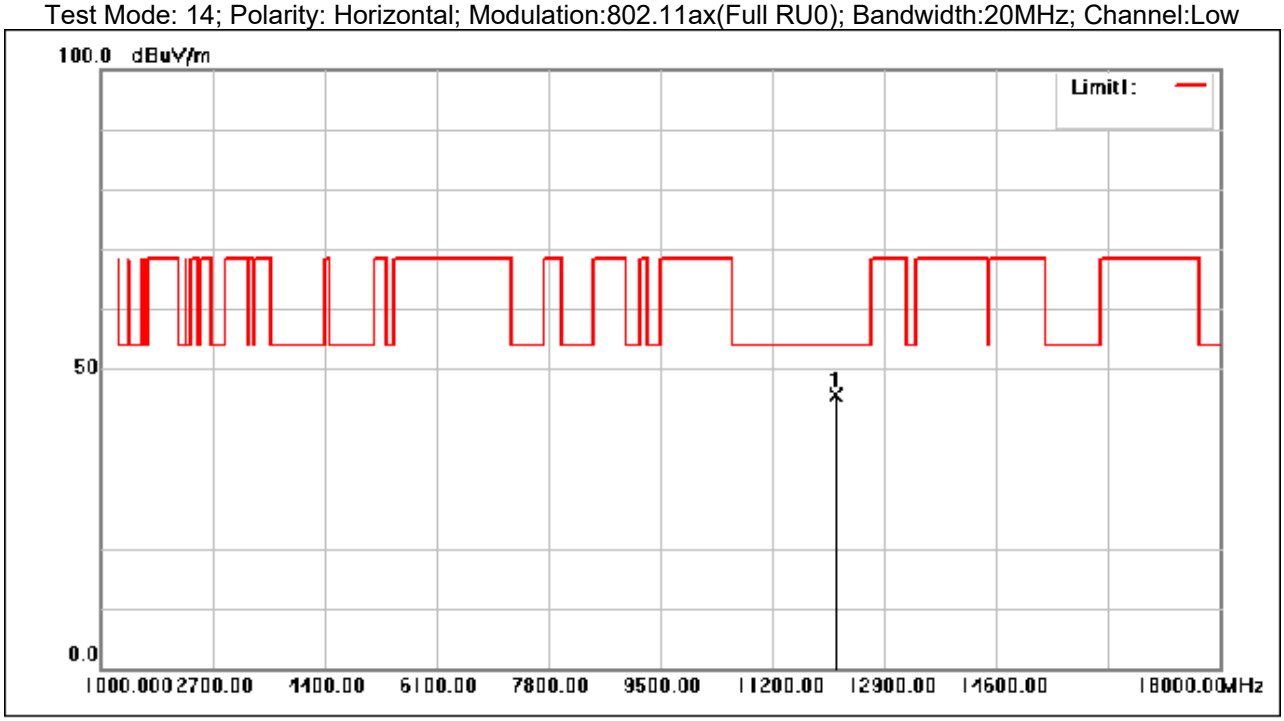

No.	Frequency (MHz)	Reading (dBuV)	Correction factor(dB/m)	Result (dBuV/m)	Limit (dBuV/m)	Margin (dB)	Remark
1	12155.350	43.12	2.44	45.56	54.00	-8.44	peak

Test Mode: 14; Polarity: Vertical; Modulation:802.11ax(Full RU0); Bandwidth:20MHz; Channel:Low

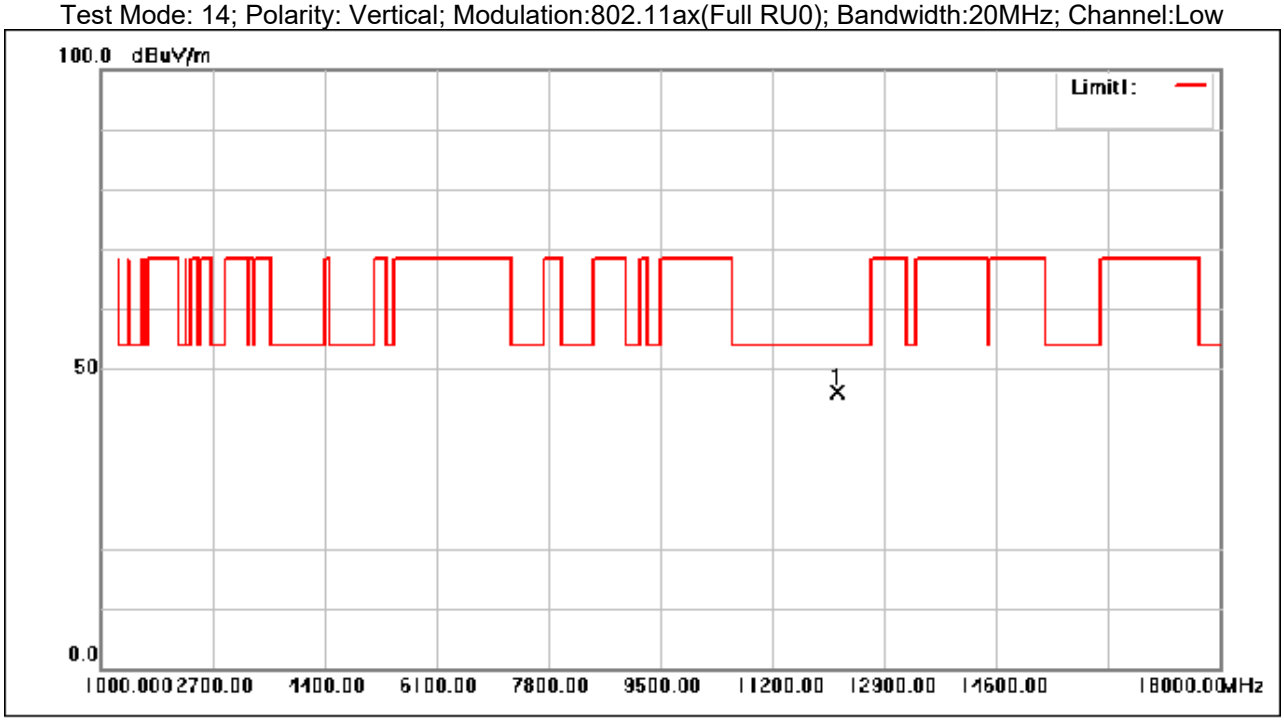

No.	Frequency (MHz)	Reading (dBuV)	Correction factor(dB/m)	Result (dBuV/m)	Limit (dBuV/m)	Margin (dB)	Remark
1	12189.260	43.81	2.40	46.21	54.00	-7.79	peak

Test Mode: 14; Polarity: Horizontal; Modulation:802.11ax(Full RU0); Bandwidth:20MHz; Channel:middle

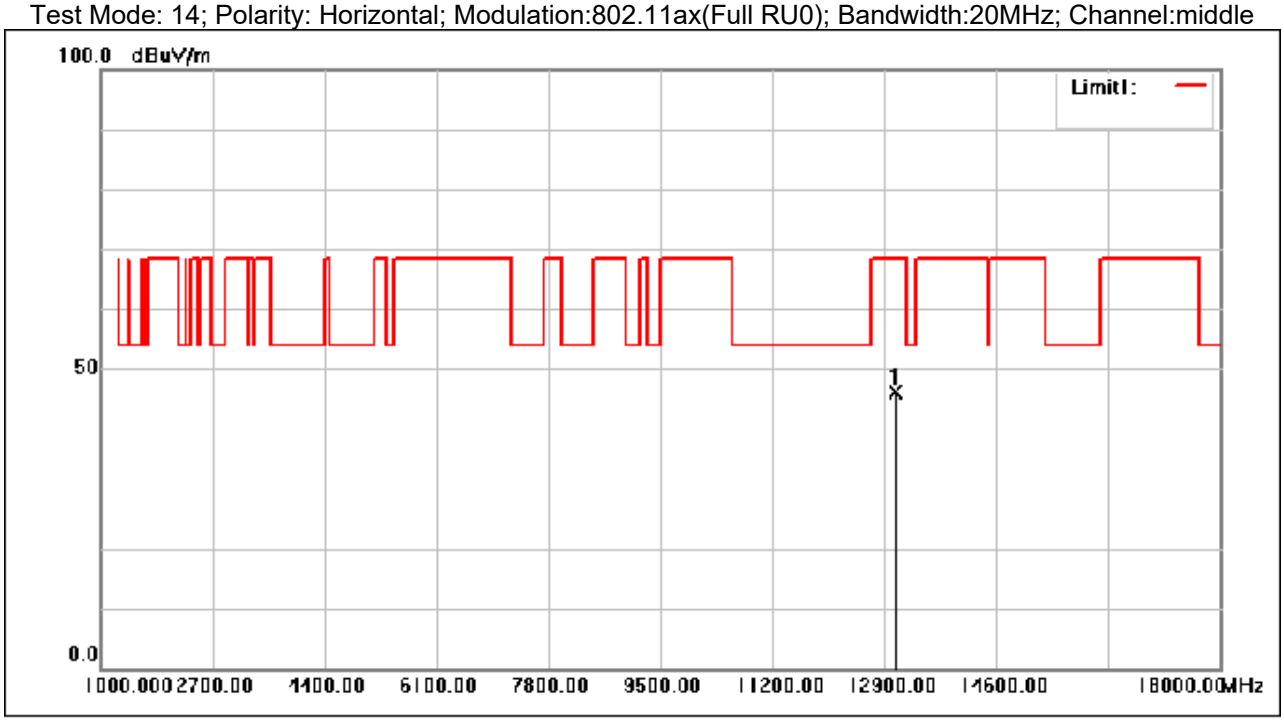

No.	Frequency (MHz)	Reading (dBuV)	Correction factor(dB/m)	Result (dBuV/m)	Limit (dBuV/m)	Margin (dB)	Remark
1	13063.720	42.56	3.60	46.16	68.30	-22.14	peak

Test Mode: 14; Polarity: Vertical; Modulation:802.11ax(Full RU0); Bandwidth:20MHz; Channel:middle

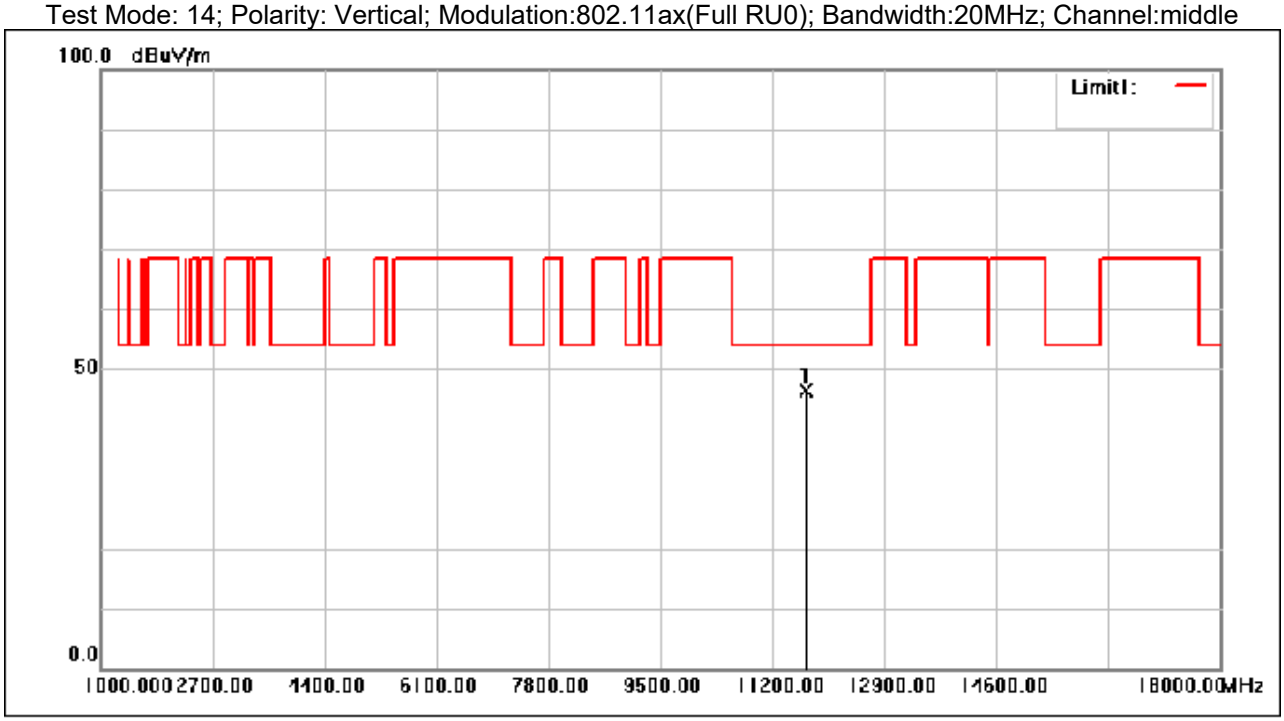

No.	Frequency (MHz)	Reading (dBuV)	Correction factor(dB/m)	Result (dBuV/m)	Limit (dBuV/m)	Margin (dB)	Remark
1	11716.490	44.78	1.67	46.45	54.00	-7.55	peak

Test Mode: 14; Polarity: Horizontal; Modulation:802.11ax(Full RU0); Bandwidth:20MHz; Channel:High

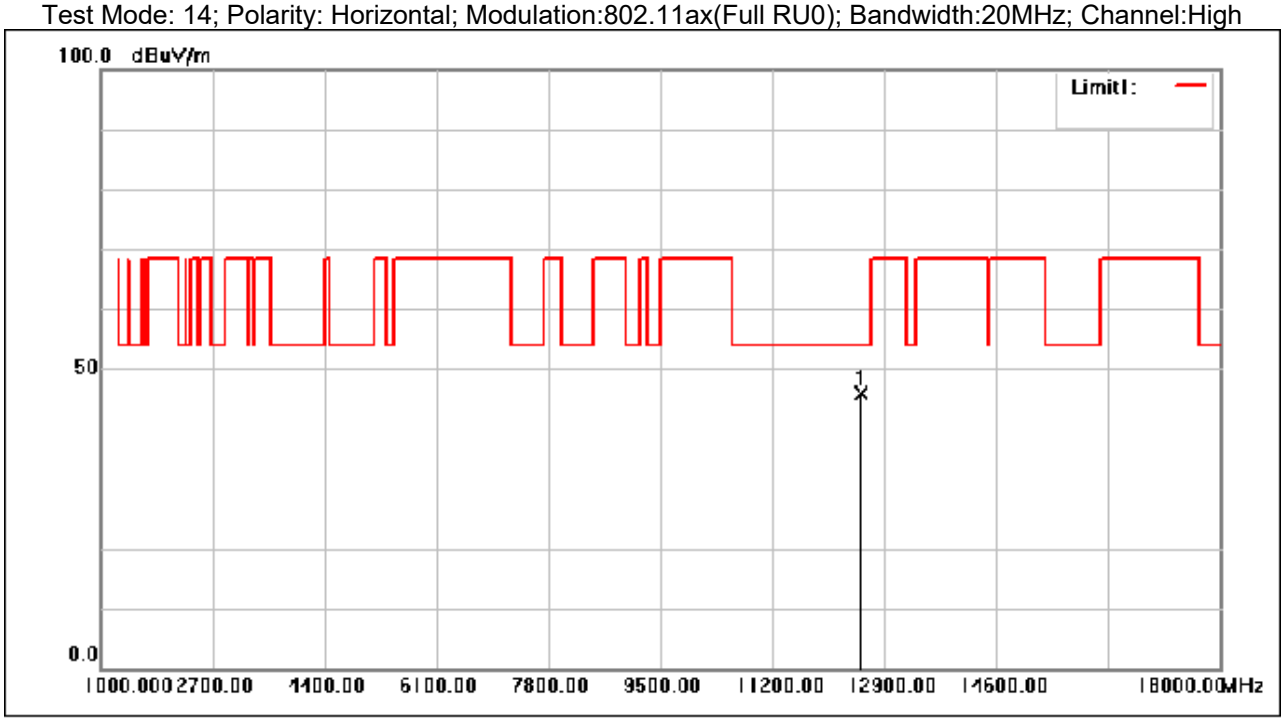

No.	Frequency (MHz)	Reading (dBuV)	Correction factor(dB/m)	Result (dBuV/m)	Limit (dBuV/m)	Margin (dB)	Remark
1	12550.350	43.69	2.23	45.92	54.00	-8.08	peak

Test Mode: 14; Polarity: Vertical; Modulation:802.11ax(Full RU0); Bandwidth:20MHz; Channel:High

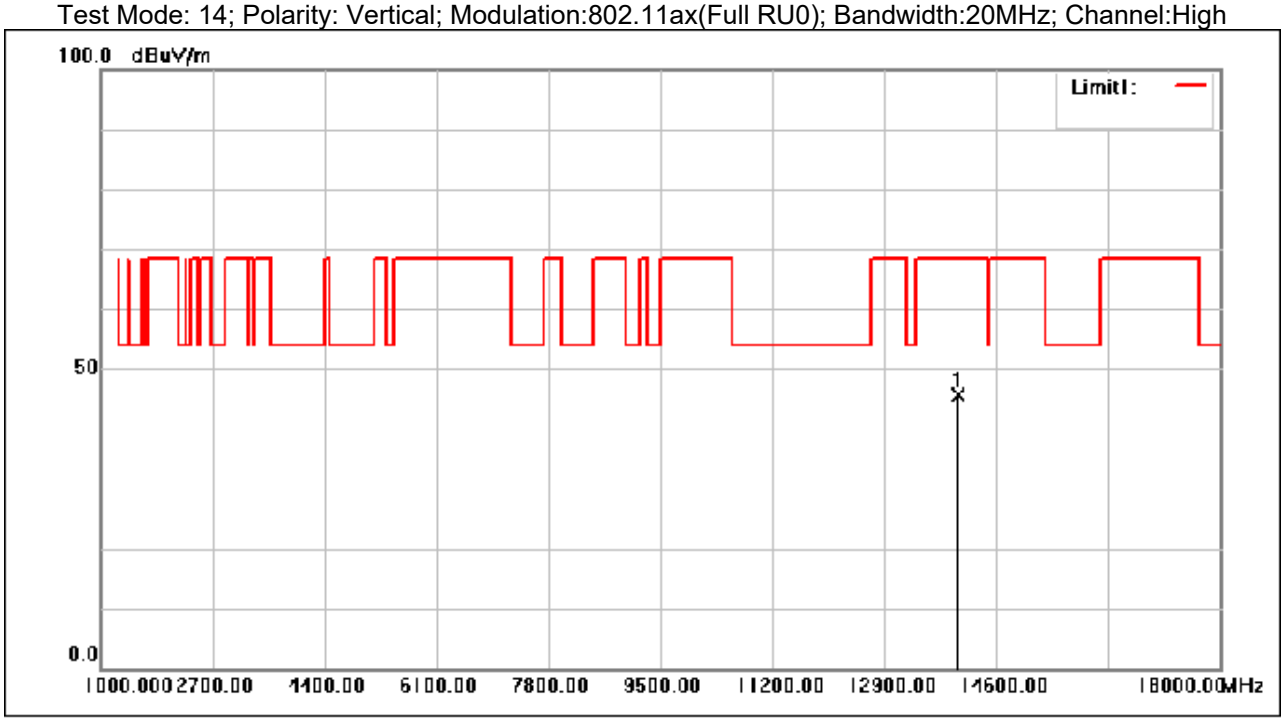

No.	Frequency (MHz)	Reading (dBuV)	Correction factor(dB/m)	Result (dBuV/m)	Limit (dBuV/m)	Margin (dB)	Remark
1	14026.840	41.76	3.97	45.73	68.30	-22.57	peak

Test Mode: 14; Polarity: Horizontal; Modulation:802.11ax(Full RU0); Bandwidth:40MHz; Channel:Low

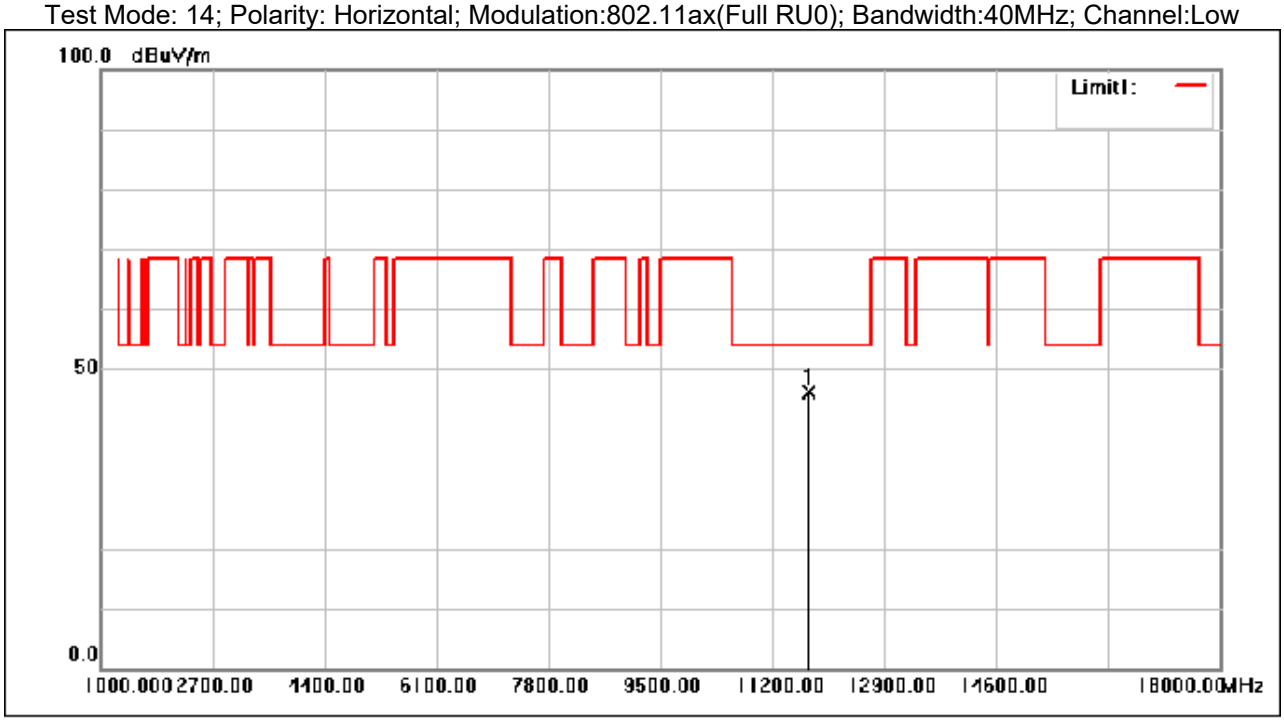

No.	Frequency (MHz)	Reading (dBuV)	Correction factor(dB/m)	Result (dBuV/m)	Limit (dBuV/m)	Margin (dB)	Remark
1	11745.920	44.33	1.76	46.09	54.00	-7.91	peak

Test Mode: 14; Polarity: Vertical; Modulation:802.11ax(Full RU0); Bandwidth:40MHz; Channel:Low

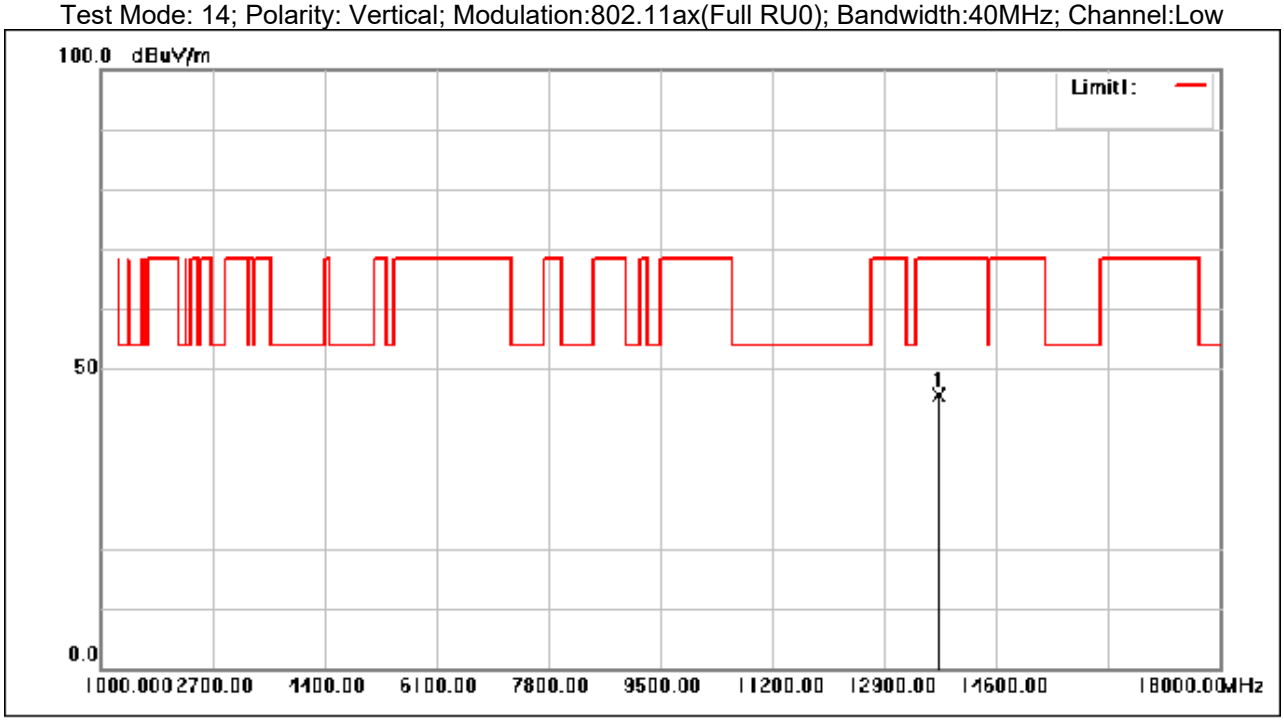

No.	Frequency (MHz)	Reading (dBuV)	Correction factor(dB/m)	Result (dBuV/m)	Limit (dBuV/m)	Margin (dB)	Remark
1	13717.560	42.55	3.11	45.66	68.30	-22.64	peak

Test Mode: 14; Polarity: Horizontal; Modulation:802.11ax(Full RU0); Bandwidth:40MHz; Channel:middle

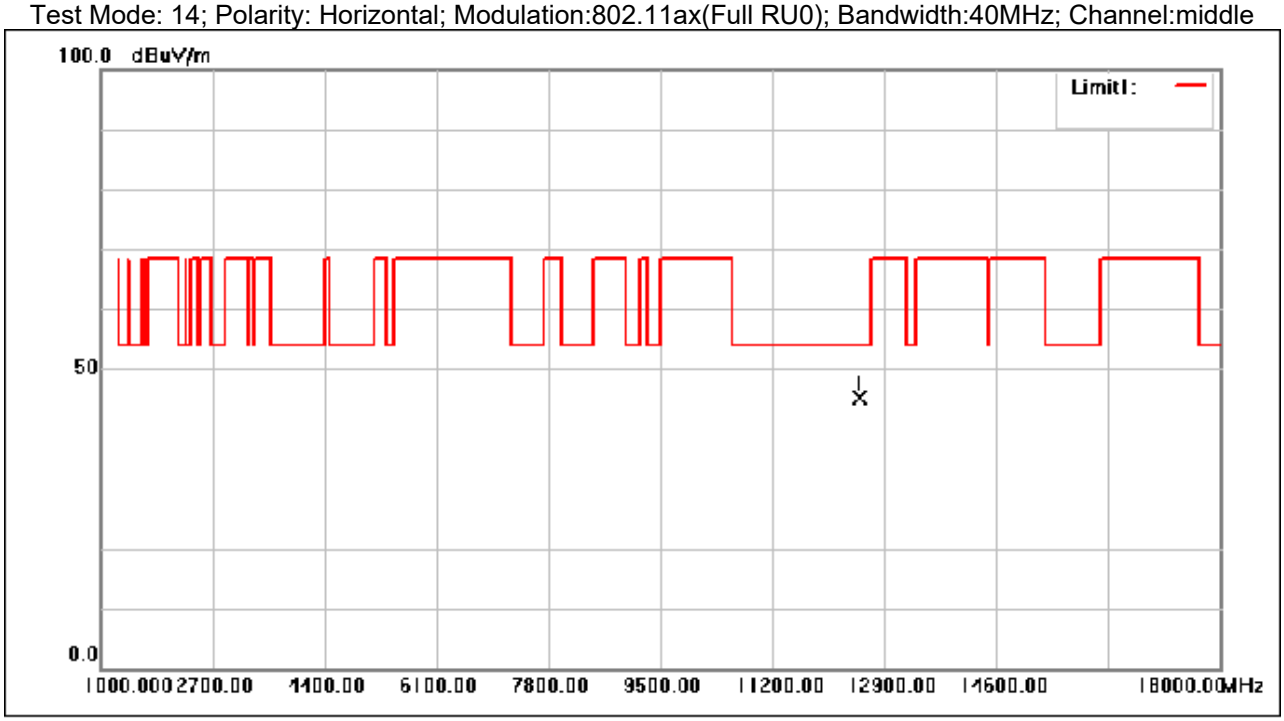

No.	Frequency (MHz)	Reading (dBuV)	Correction factor(dB/m)	Result (dBuV/m)	Limit (dBuV/m)	Margin (dB)	Remark
1	12537.310	43.03	2.18	45.21	54.00	-8.79	peak

Test Mode: 14; Polarity: Vertical; Modulation:802.11ax(Full RU0); Bandwidth:40MHz; Channel:middle

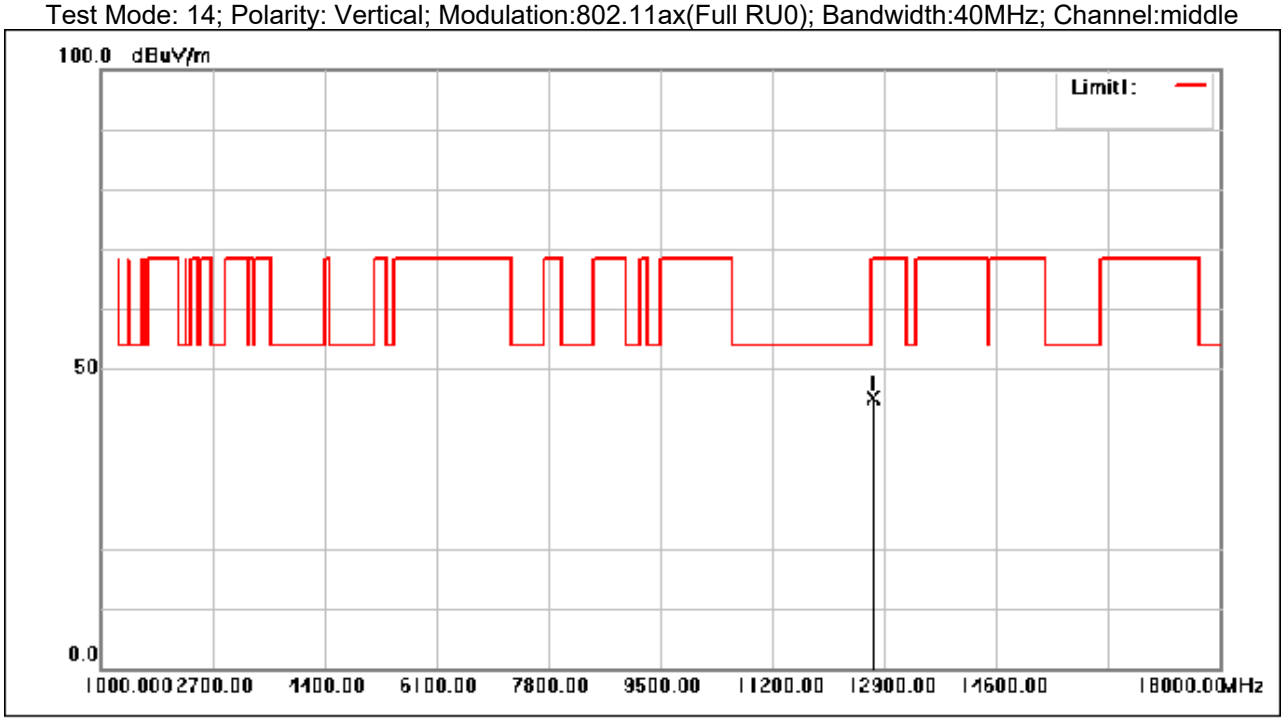

No.	Frequency (MHz)	Reading (dBuV)	Correction factor(dB/m)	Result (dBuV/m)	Limit (dBuV/m)	Margin (dB)	Remark
1	12738.020	42.36	2.87	45.23	68.30	-23.07	peak

Test Mode: 14; Polarity: Horizontal; Modulation:802.11ax(Full RU0); Bandwidth:40MHz; Channel:High

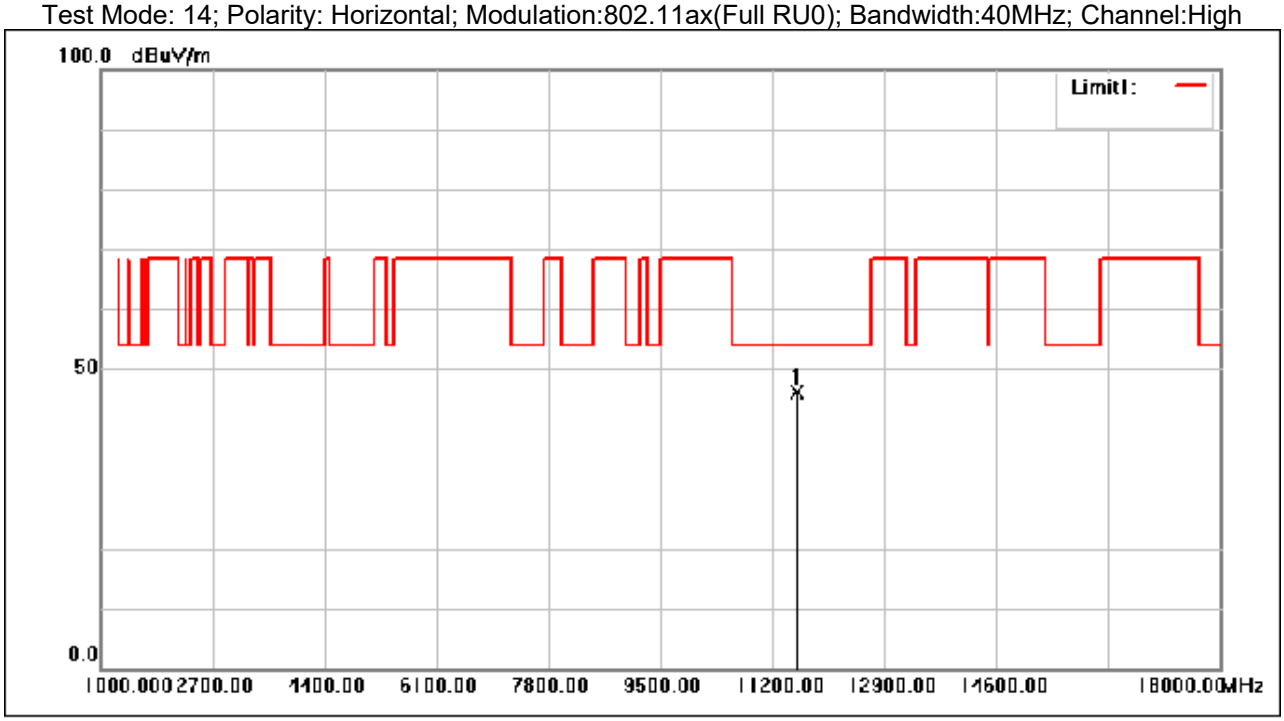

No.	Frequency (MHz)	Reading (dBuV)	Correction factor(dB/m)	Result (dBuV/m)	Limit (dBuV/m)	Margin (dB)	Remark
1	11573.430	45.02	1.20	46.22	54.00	-7.78	peak

Test Mode: 14; Polarity: Vertical; Modulation:802.11ax(Full RU0); Bandwidth:40MHz; Channel:High

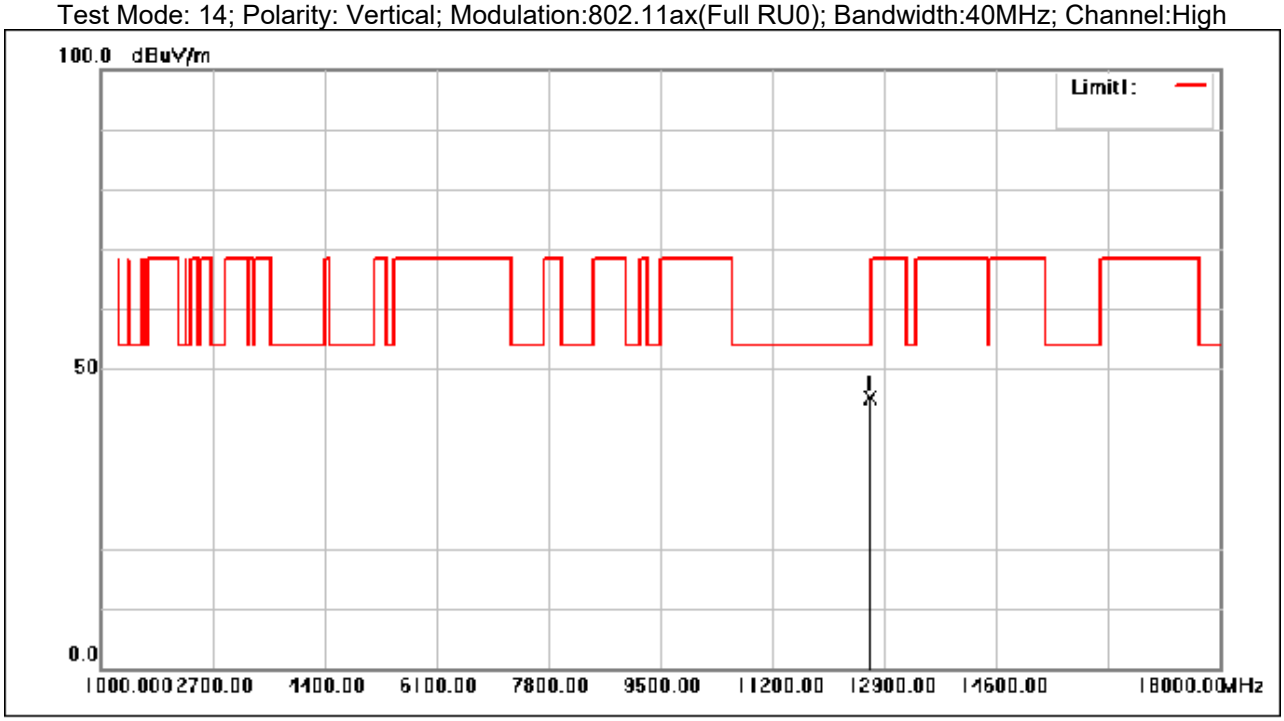

No.	Frequency (MHz)	Reading (dBuV)	Correction factor(dB/m)	Result (dBuV/m)	Limit (dBuV/m)	Margin (dB)	Remark
1	12687.010	42.47	2.70	45.17	54.00	-8.83	peak

Test Mode: 14; Polarity: Horizontal; Modulation:802.11ax(Full RU0); Bandwidth:80MHz; Channel:Low

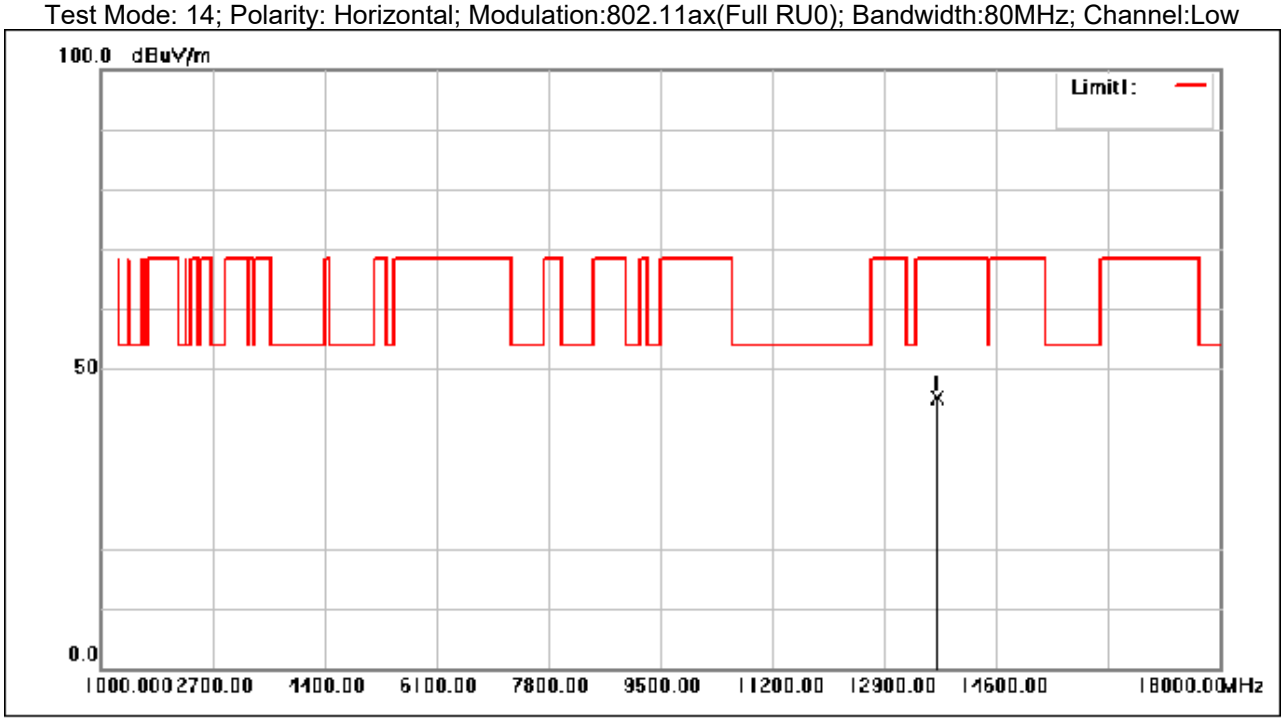

No.	Frequency (MHz)	Reading (dBuV)	Correction factor(dB/m)	Result (dBuV/m)	Limit (dBuV/m)	Margin (dB)	Remark
1	13703.430	42.11	3.07	45.18	68.30	-23.12	peak

Test Mode: 14; Polarity: Vertical; Modulation:802.11ax(Full RU0); Bandwidth:80MHz; Channel:Low

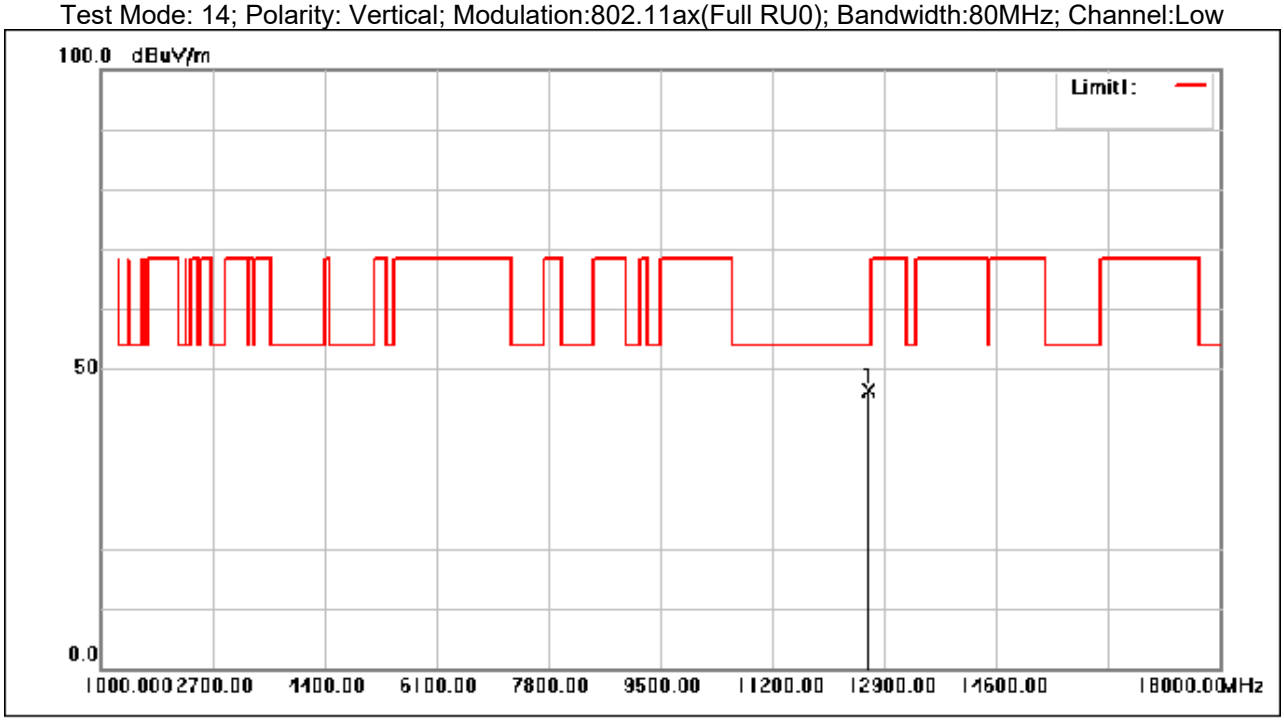

No.	Frequency (MHz)	Reading (dBuV)	Correction factor(dB/m)	Result (dBuV/m)	Limit (dBuV/m)	Margin (dB)	Remark
1	12652.640	43.81	2.57	46.38	54.00	-7.62	peak

Test Mode: 14; Polarity: Horizontal; Modulation:802.11ax(Full RU0); Bandwidth:80MHz; Channel:middle

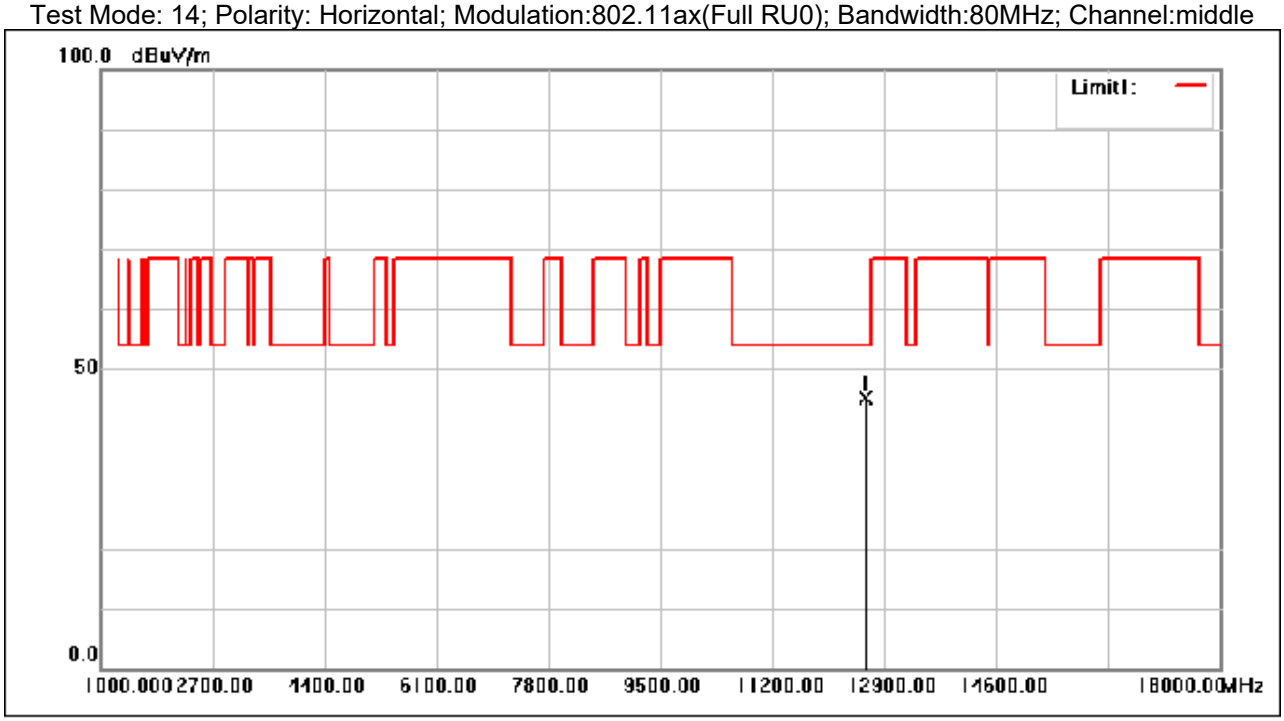

No.	Frequency (MHz)	Reading (dBuV)	Correction factor(dB/m)	Result (dBuV/m)	Limit (dBuV/m)	Margin (dB)	Remark
1	12620.260	42.67	2.46	45.13	54.00	-8.87	peak

Test Mode: 14; Polarity: Vertical; Modulation:802.11ax(Full RU0); Bandwidth:80MHz; Channel:middle

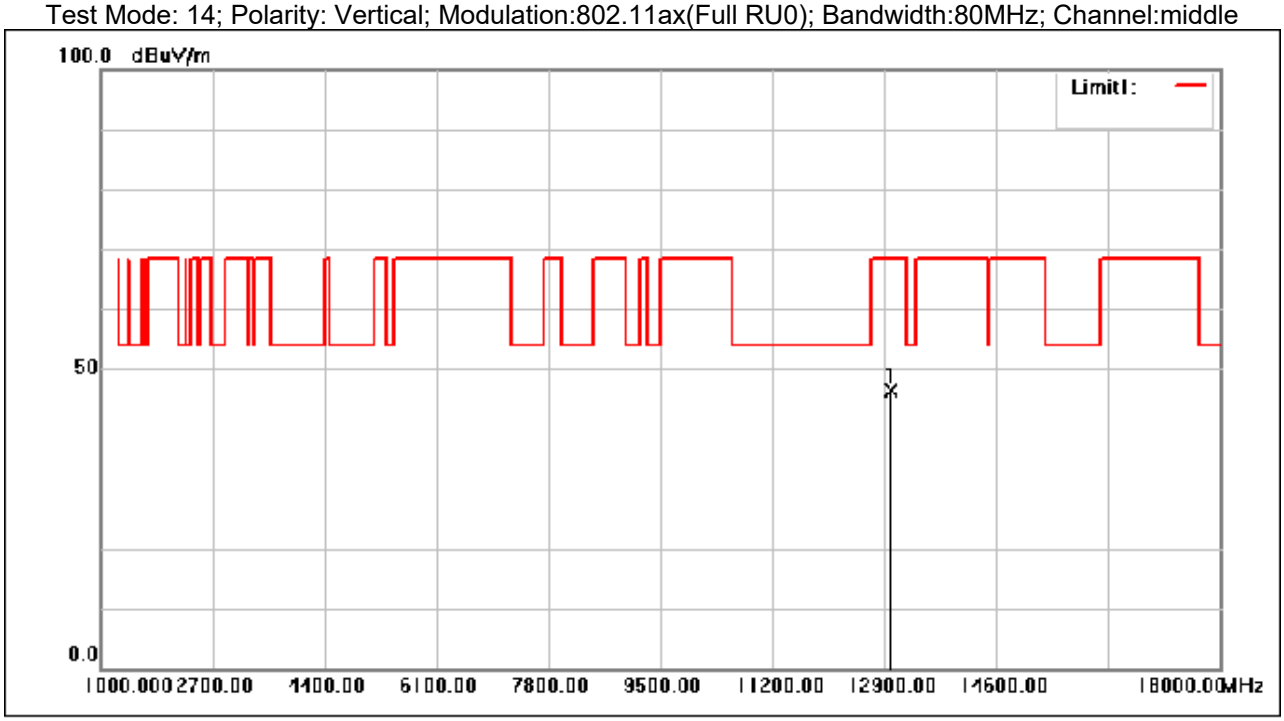

No.	Frequency (MHz)	Reading (dBuV)	Correction factor(dB/m)	Result (dBuV/m)	Limit (dBuV/m)	Margin (dB)	Remark
1	13001.490	42.73	3.76	46.49	68.30	-21.81	peak

Test Mode: 14; Polarity: Horizontal; Modulation:802.11ax(Full RU0); Bandwidth:80MHz; Channel:High

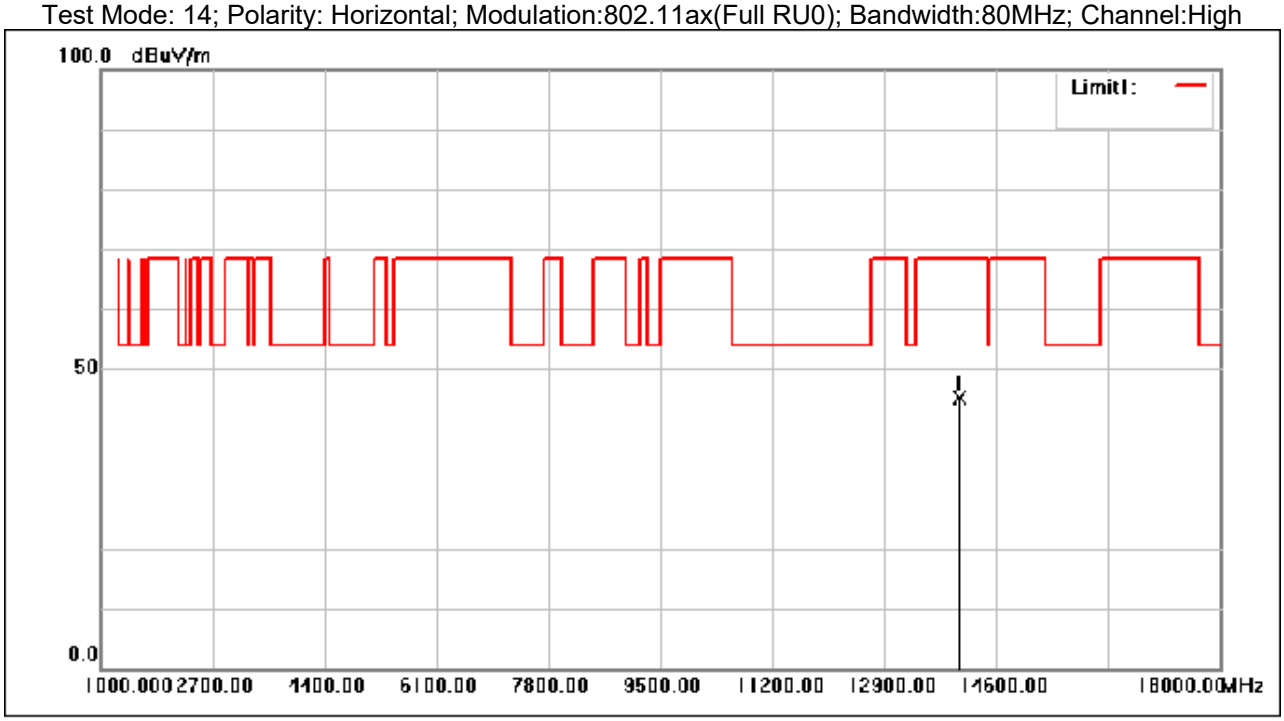

No.	Frequency (MHz)	Reading (dBuV)	Correction factor(dB/m)	Result (dBuV/m)	Limit (dBuV/m)	Margin (dB)	Remark
1	14039.360	41.18	4.01	45.19	68.30	-23.11	peak

Test Mode: 14; Polarity: Vertical; Modulation:802.11ax(Full RU0); Bandwidth:80MHz; Channel:High

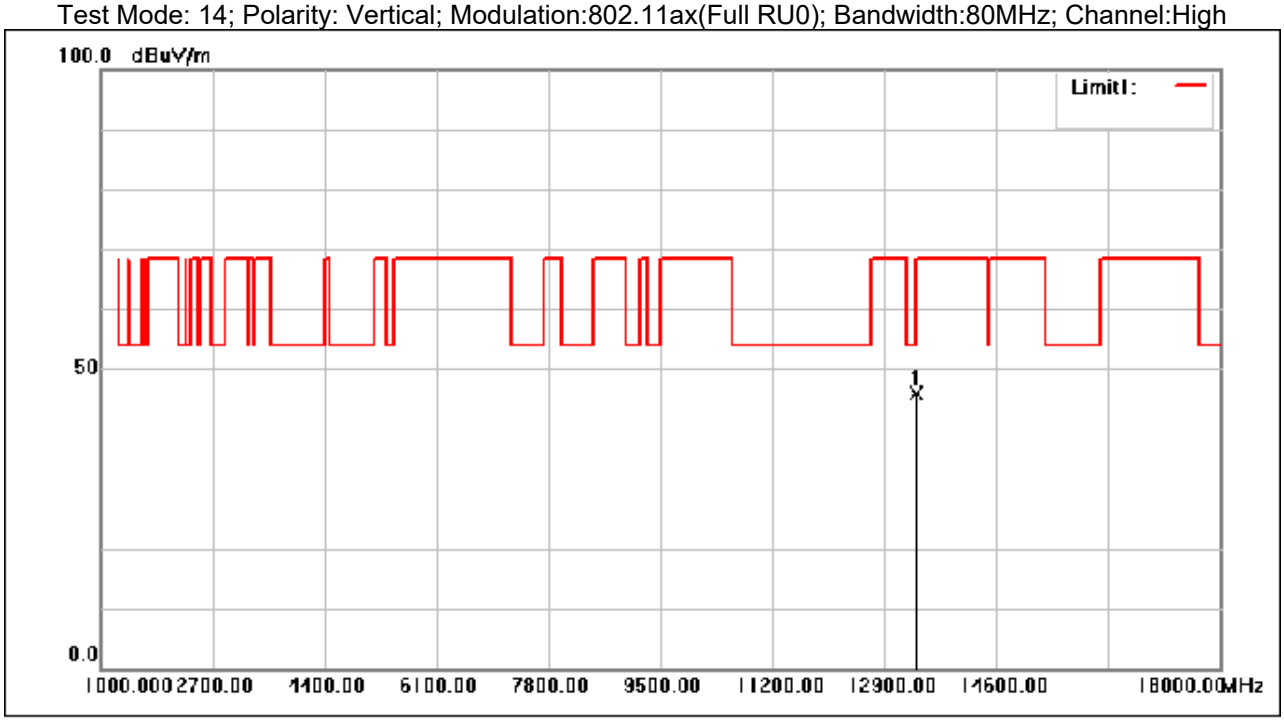

No.	Frequency (MHz)	Reading (dBuV)	Correction factor(dB/m)	Result (dBuV/m)	Limit (dBuV/m)	Margin (dB)	Remark
1	13380.640	43.10	2.81	45.91	54.00	-8.09	peak

Test Mode: 14; Polarity: Horizontal; Modulation:802.11ax(Full RU0); Bandwidth:160MHz; Channel:Low

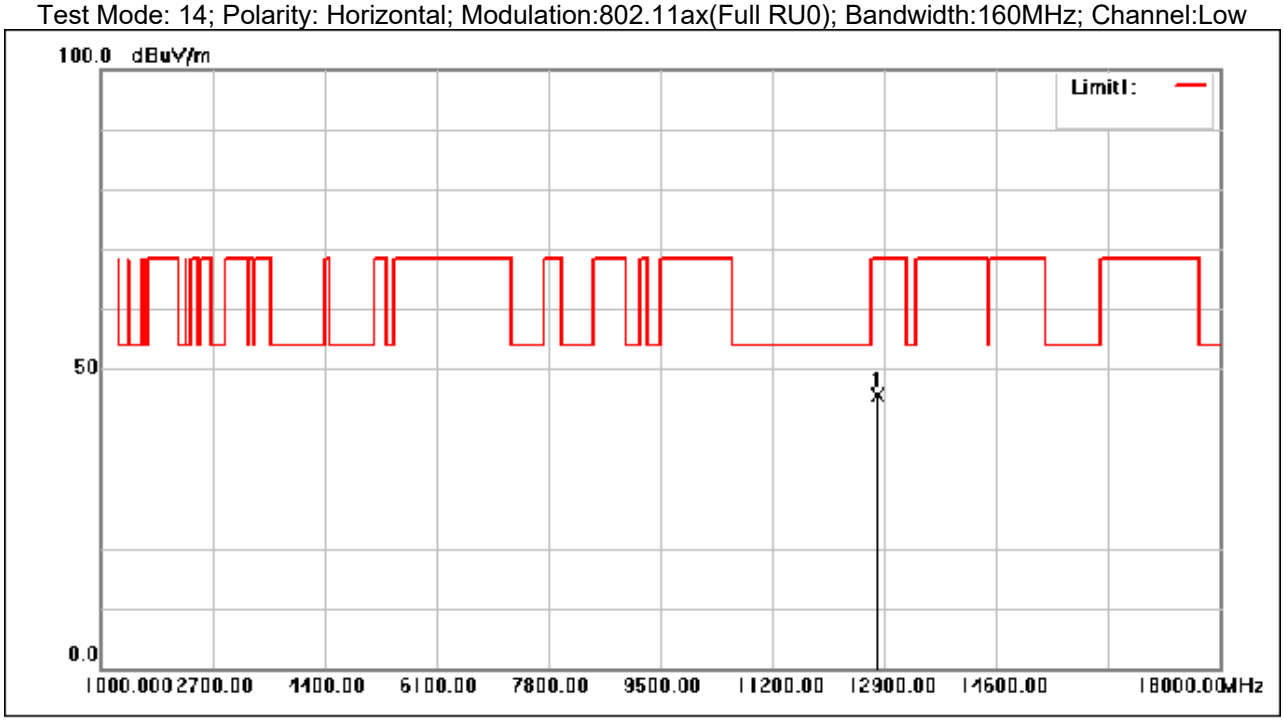

No.	Frequency (MHz)	Reading (dBuV)	Correction factor(dB/m)	Result (dBuV/m)	Limit (dBuV/m)	Margin (dB)	Remark
1	12790.340	42.68	3.05	45.73	68.30	-22.57	peak

Test Mode: 14; Polarity: Vertical; Modulation:802.11ax(Full RU0); Bandwidth:160MHz; Channel:Low

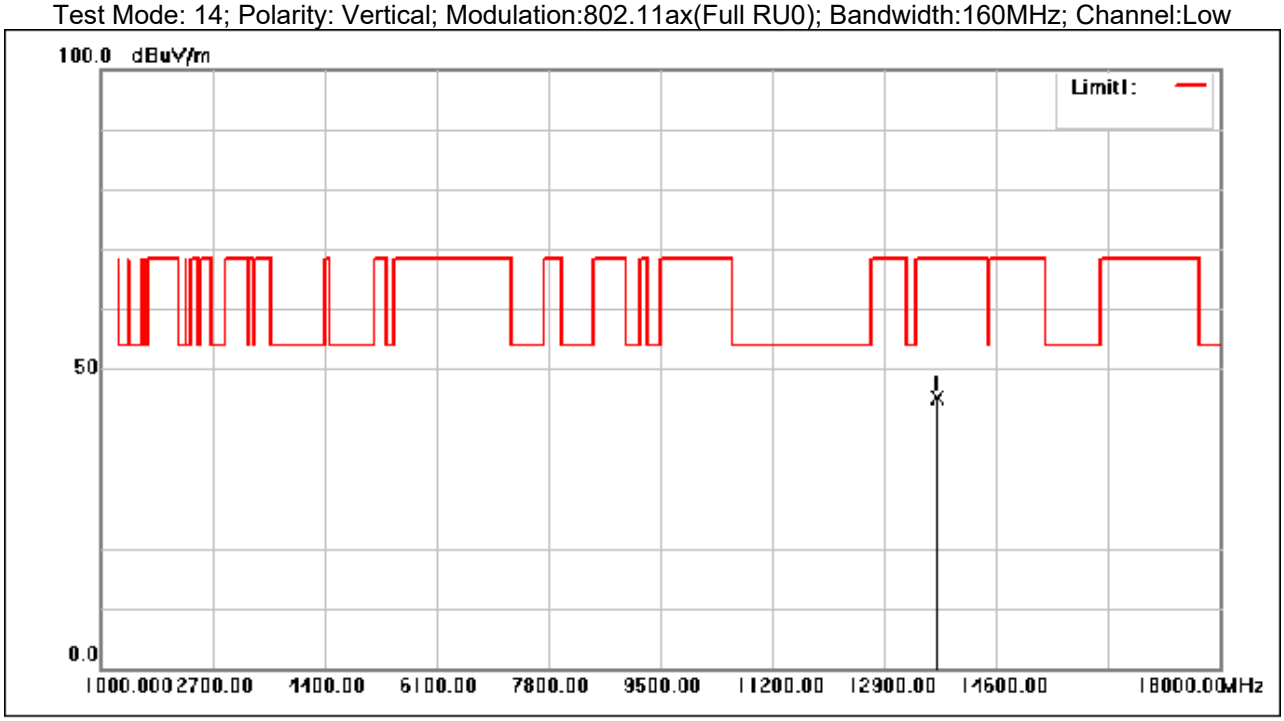

No.	Frequency (MHz)	Reading (dBuV)	Correction factor(dB/m)	Result (dBuV/m)	Limit (dBuV/m)	Margin (dB)	Remark
1	13705.210	41.95	3.07	45.02	68.30	-23.28	peak

Test Mode: 14; Polarity: Horizontal; Modulation:802.11ax(Full RU0); Bandwidth:160MHz; Channel:Middle

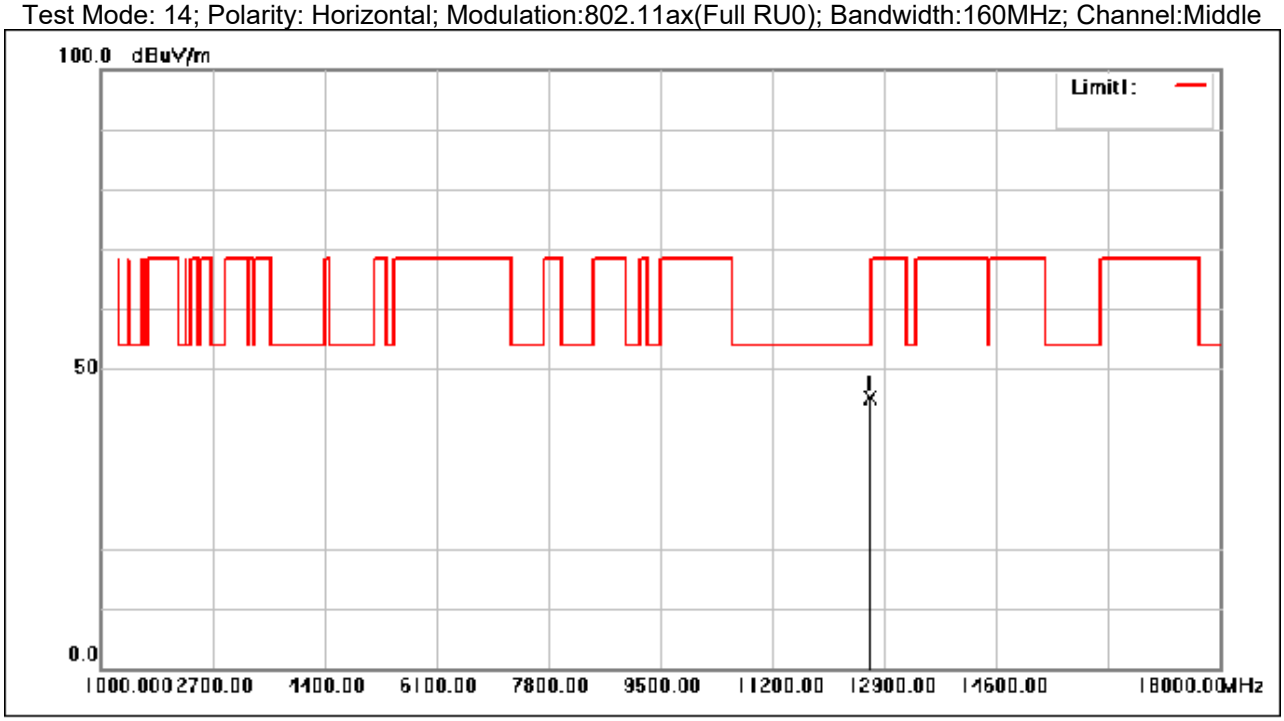

No.	Frequency (MHz)	Reading (dBuV)	Correction factor(dB/m)	Result (dBuV/m)	Limit (dBuV/m)	Margin (dB)	Remark
1	12686.920	42.42	2.70	45.12	54.00	-8.88	peak

Test Mode: 14; Polarity: Vertical; Modulation:802.11ax(Full RU0); Bandwidth:160MHz; Channel:Middle

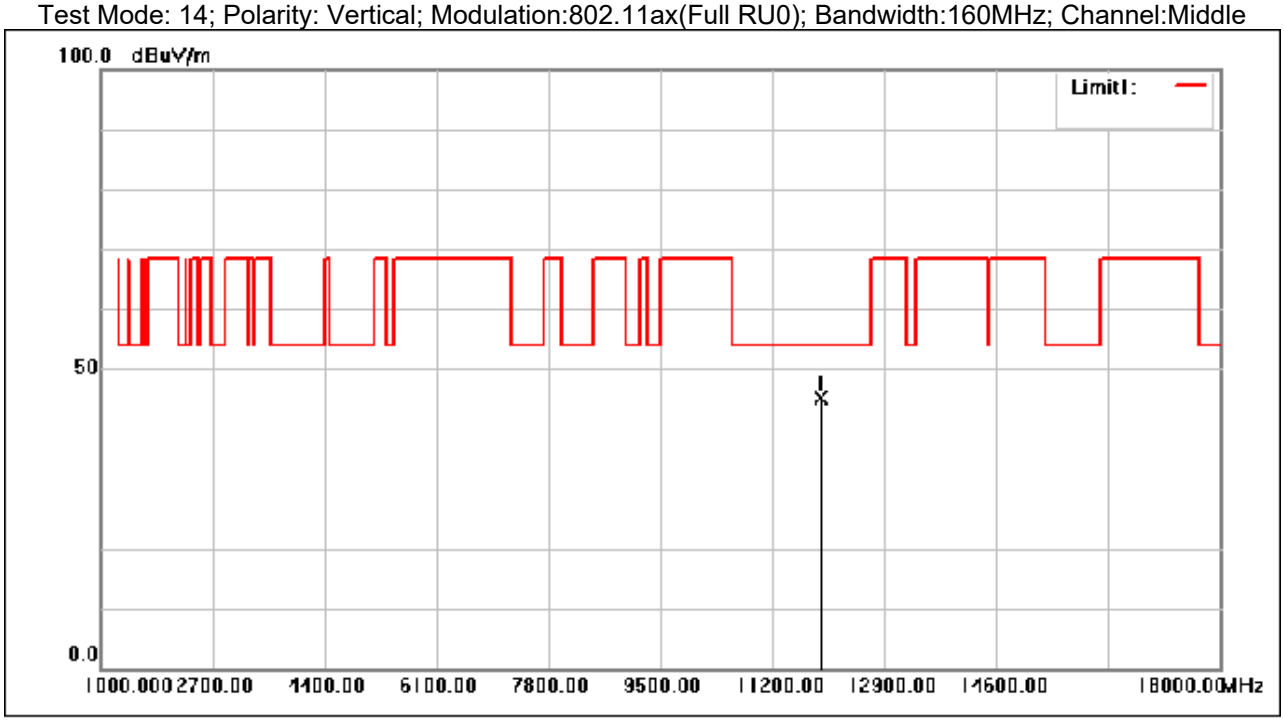

No.	Frequency (MHz)	Reading (dBuV)	Correction factor(dB/m)	Result (dBuV/m)	Limit (dBuV/m)	Margin (dB)	Remark
1	11926.370	42.82	2.36	45.18	54.00	-8.82	peak

Test Mode: 14; Polarity: Horizontal; Modulation:802.11ax(Full RU0); Bandwidth:160MHz; Channel:High

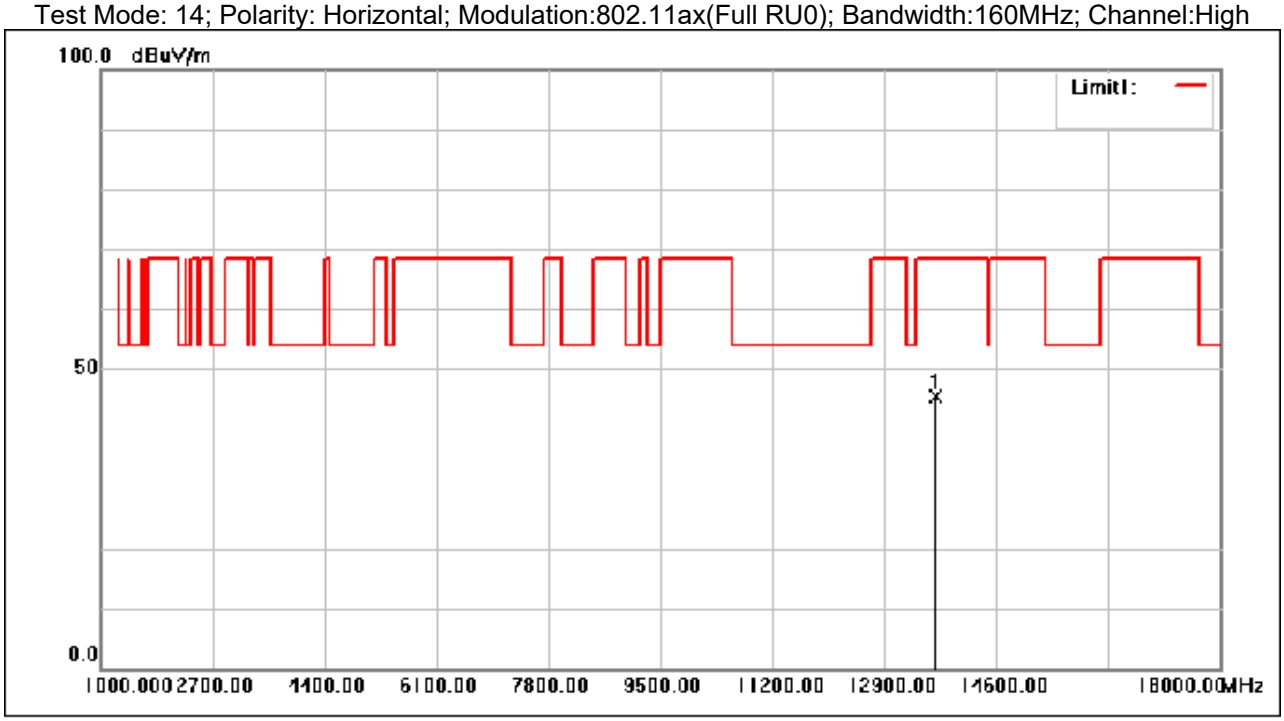

No.	Frequency (MHz)	Reading (dBuV)	Correction factor(dB/m)	Result (dBuV/m)	Limit (dBuV/m)	Margin (dB)	Remark
1	13671.770	42.33	2.99	45.32	68.30	-22.98	peak

Test Mode: 14; Polarity: Vertical; Modulation:802.11ax(Full RU0); Bandwidth:160MHz; Channel:High

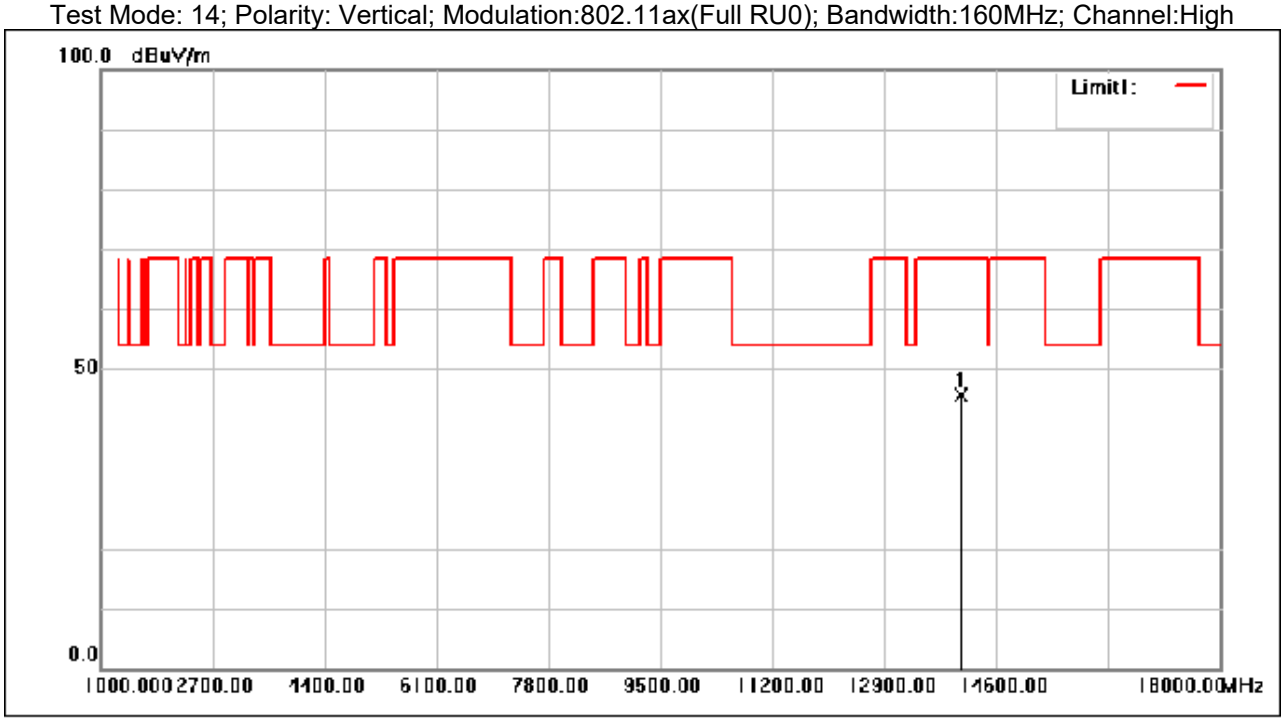

No.	Frequency (MHz)	Reading (dBuV)	Correction factor(dB/m)	Result (dBuV/m)	Limit (dBuV/m)	Margin (dB)	Remark
1	14068.930	41.51	4.10	45.61	68.30	-22.69	peak

Test Mode: 15; Polarity: Horizontal; Modulation:802.11ax(Full RU0); Bandwidth:20MHz; Channel:Low

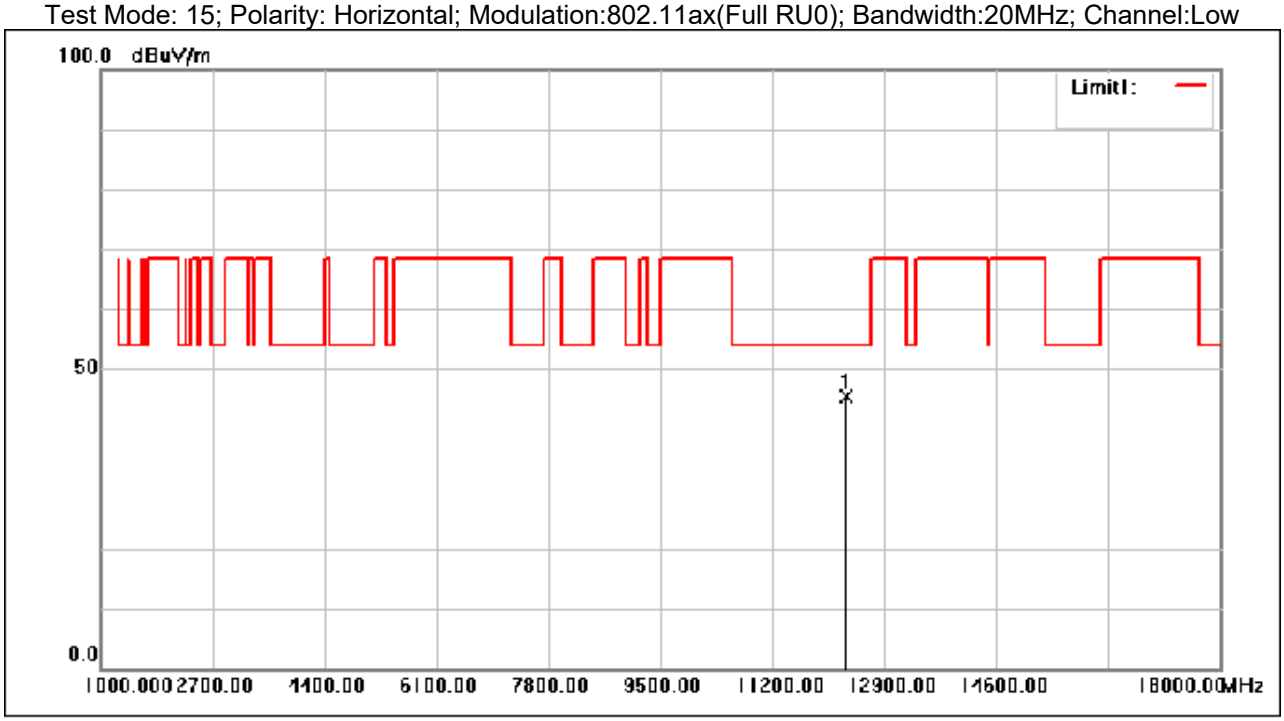

No.	Frequency (MHz)	Reading (dBuV)	Correction factor(dB/m)	Result (dBuV/m)	Limit (dBuV/m)	Margin (dB)	Remark
1	12322.810	43.01	2.25	45.26	54.00	-8.74	peak

Test Mode: 15; Polarity: Vertical; Modulation:802.11ax(Full RU0); Bandwidth:20MHz; Channel:Low

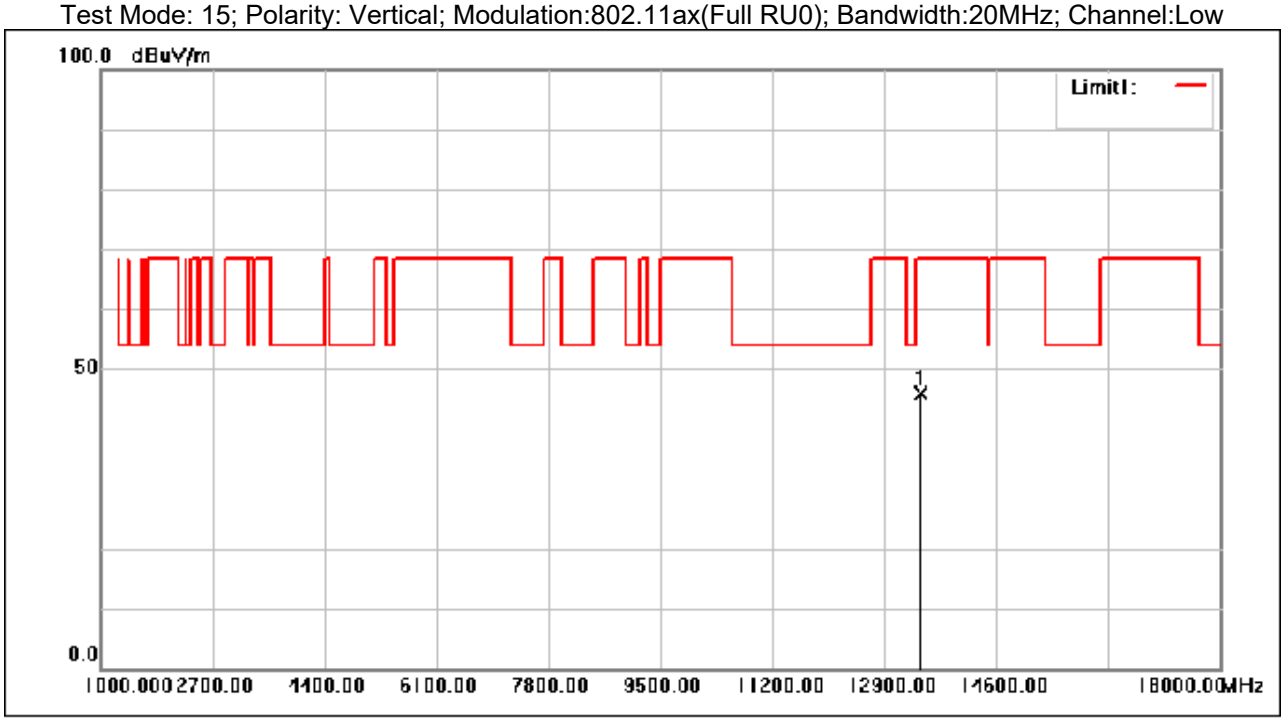

No.	Frequency (MHz)	Reading (dBuV)	Correction factor(dB/m)	Result (dBuV/m)	Limit (dBuV/m)	Margin (dB)	Remark
1	13455.290	43.19	2.62	45.81	68.30	-22.49	peak

Test Mode: 15; Polarity: Horizontal; Modulation:802.11ax(Full RU0); Bandwidth:20MHz; Channel:middle

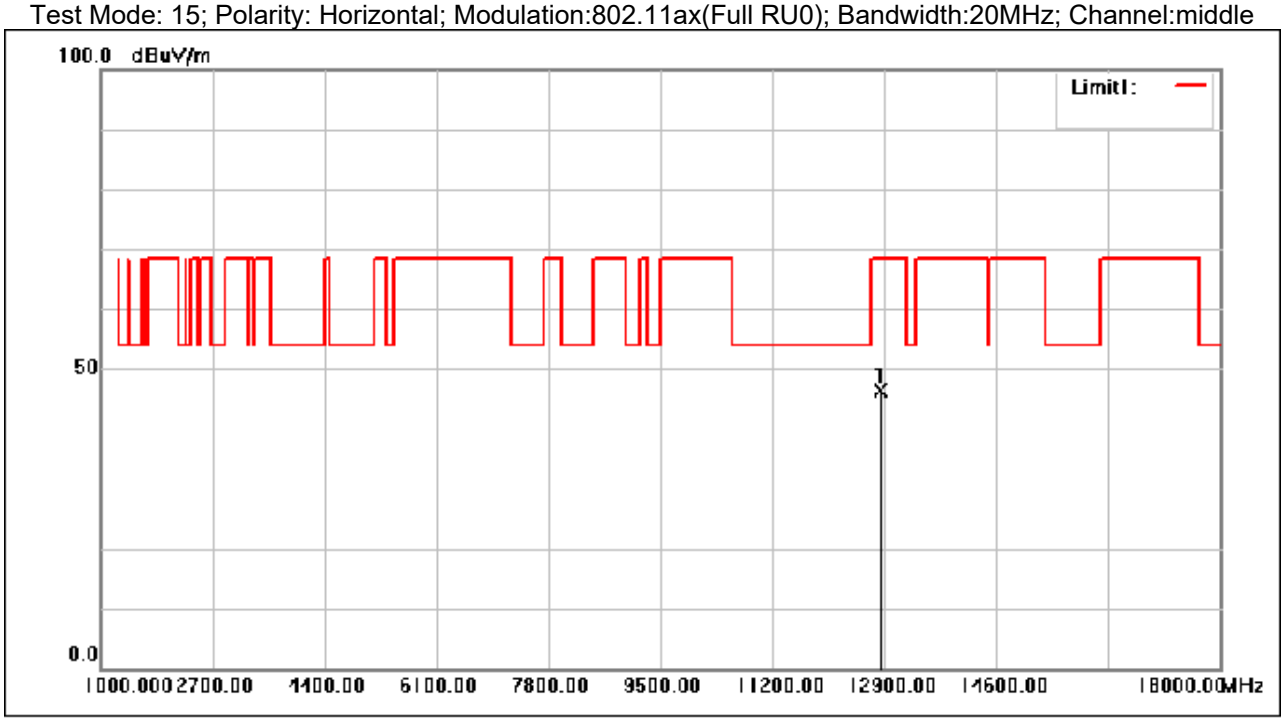

No.	Frequency (MHz)	Reading (dBuV)	Correction factor(dB/m)	Result (dBuV/m)	Limit (dBuV/m)	Margin (dB)	Remark
1	12839.230	43.28	3.21	46.49	68.30	-21.81	peak

Test Mode: 15; Polarity: Vertical; Modulation:802.11ax(Full RU0); Bandwidth:20MHz; Channel:middle

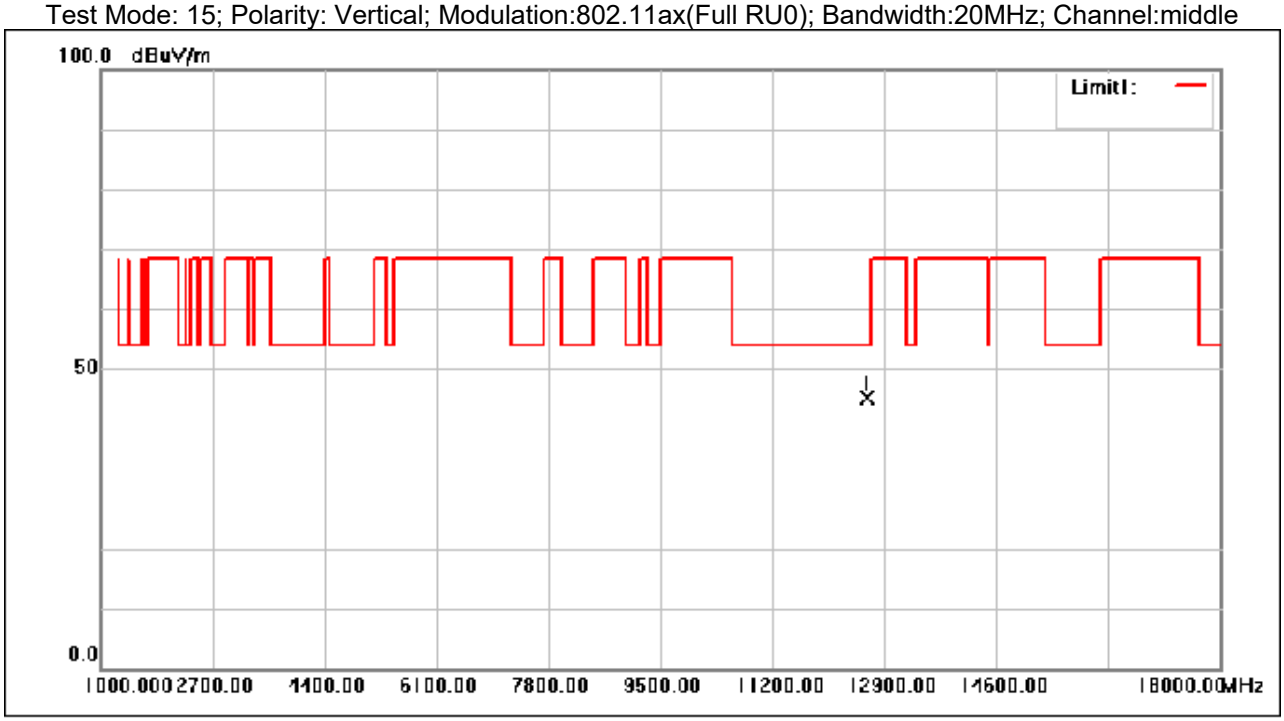

No.	Frequency (MHz)	Reading (dBuV)	Correction factor(dB/m)	Result (dBuV/m)	Limit (dBuV/m)	Margin (dB)	Remark
1	12638.220	42.69	2.53	45.22	54.00	-8.78	peak

Test Mode: 15; Polarity: Horizontal; Modulation:802.11ax(Full RU0); Bandwidth:20MHz; Channel:High

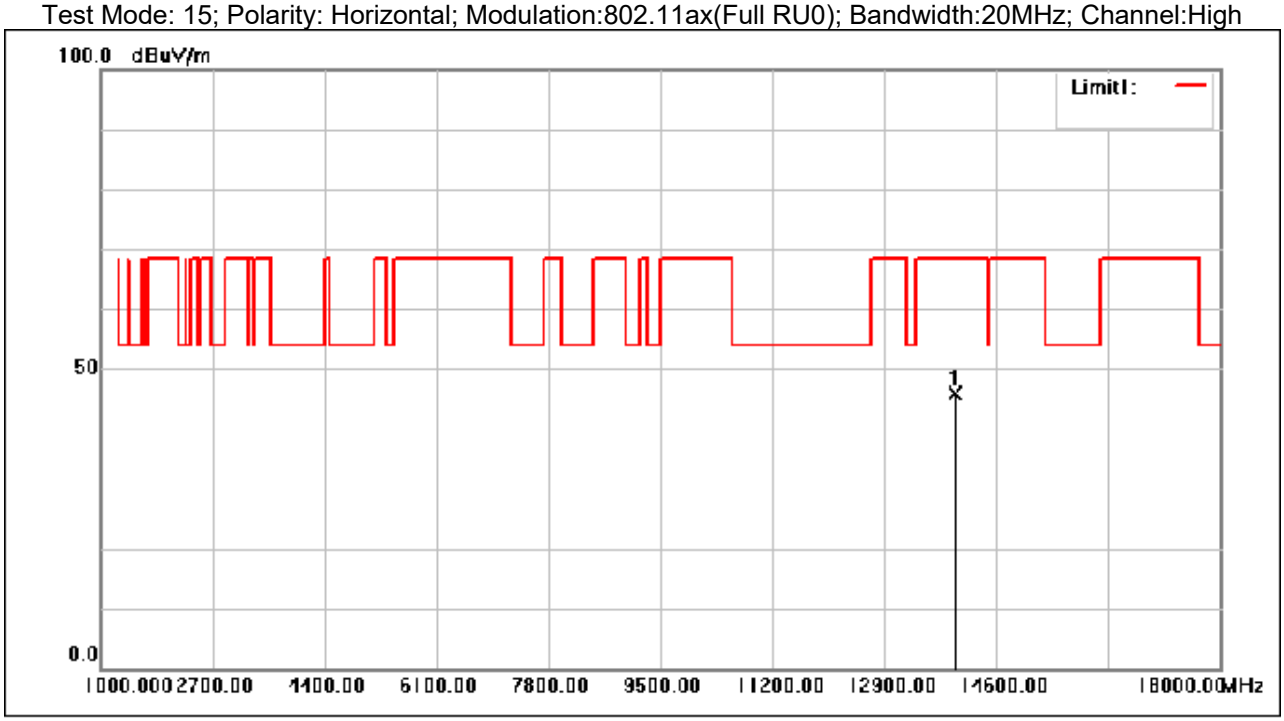

No.	Frequency (MHz)	Reading (dBuV)	Correction factor(dB/m)	Result (dBuV/m)	Limit (dBuV/m)	Margin (dB)	Remark
1	13972.640	41.99	3.82	45.81	68.30	-22.49	peak

Test Mode: 15; Polarity: Vertical; Modulation:802.11ax(Full RU0); Bandwidth:20MHz; Channel:High

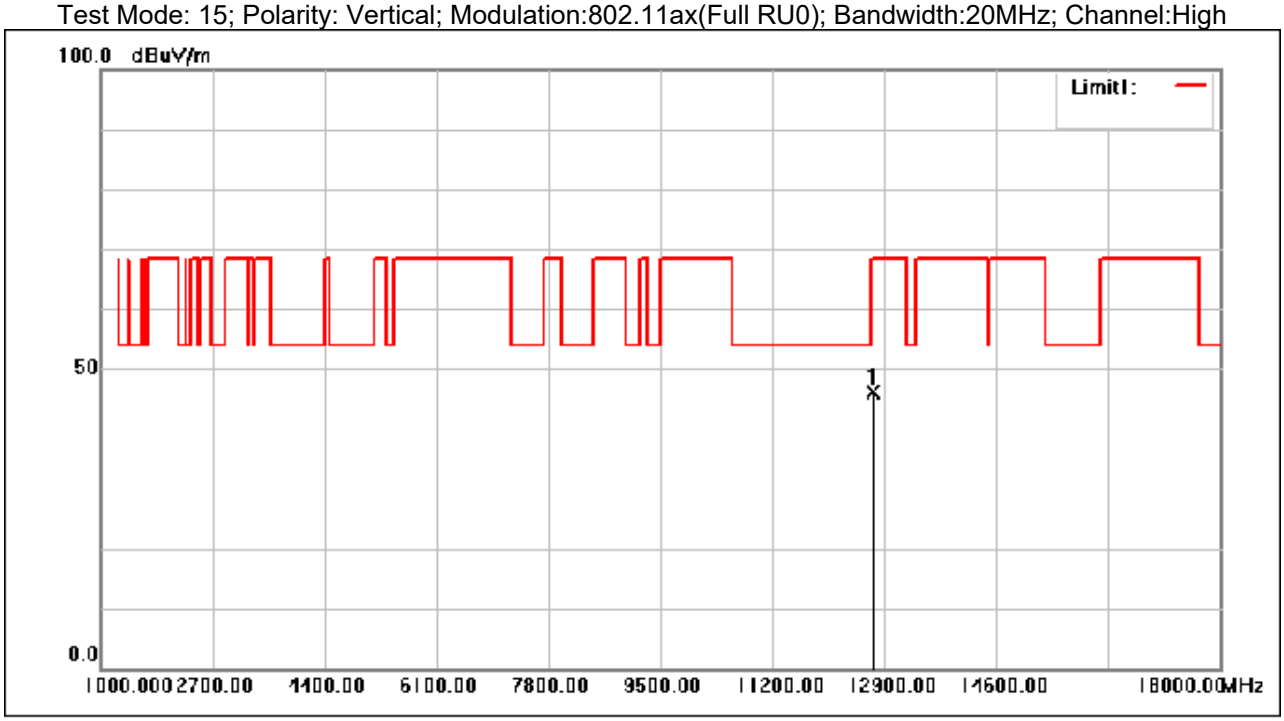

No.	Frequency (MHz)	Reading (dBuV)	Correction factor(dB/m)	Result (dBuV/m)	Limit (dBuV/m)	Margin (dB)	Remark
1	12738.310	43.35	2.87	46.22	68.30	-22.08	peak

Test Mode: 15; Polarity: Horizontal; Modulation:802.11ax(Full RU0); Bandwidth:40MHz; Channel:Low

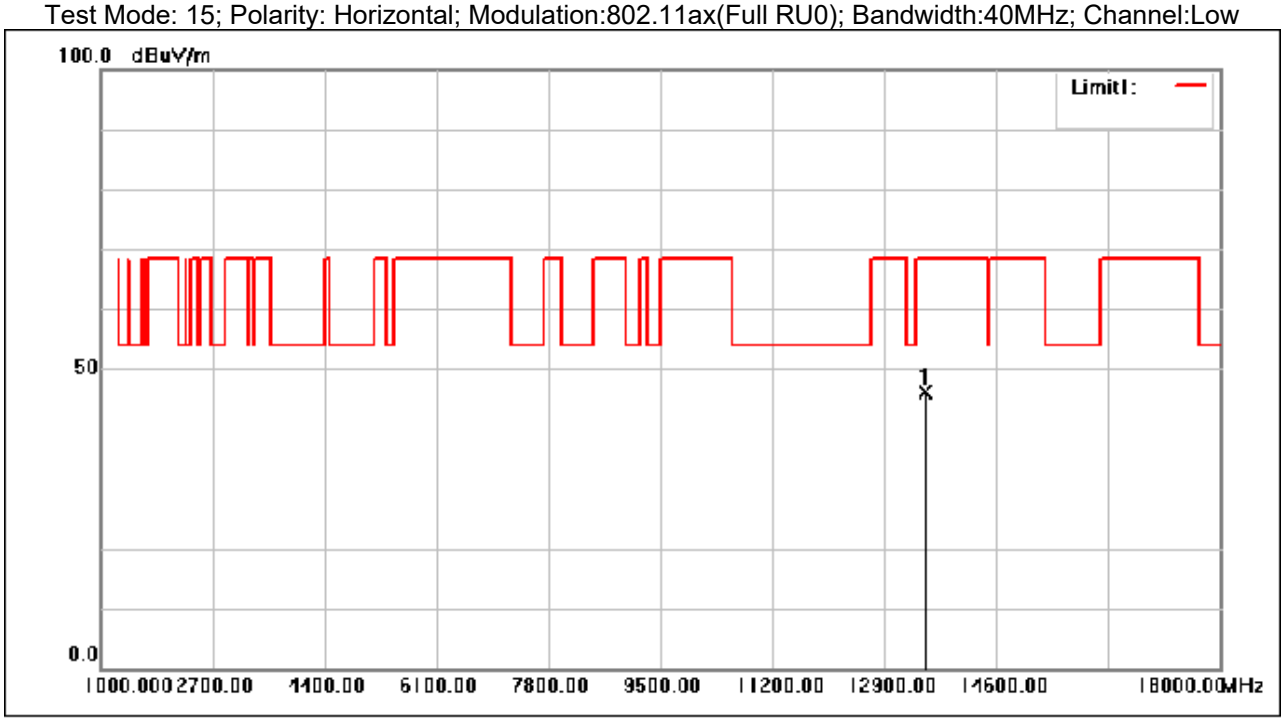

No.	Frequency (MHz)	Reading (dBuV)	Correction factor(dB/m)	Result (dBuV/m)	Limit (dBuV/m)	Margin (dB)	Remark
1	13533.550	43.56	2.61	46.17	68.30	-22.13	peak

Test Mode: 15; Polarity: Vertical; Modulation:802.11ax(Full RU0); Bandwidth:40MHz; Channel:Low

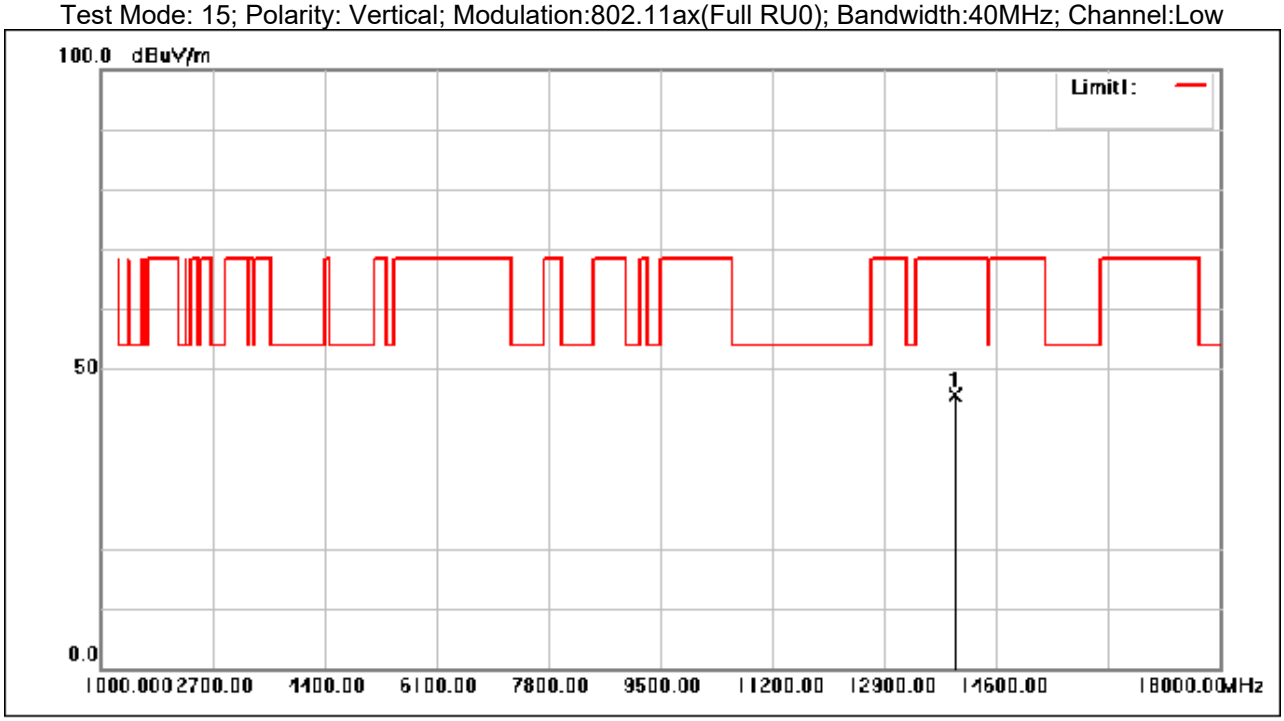

No.	Frequency (MHz)	Reading (dBuV)	Correction factor(dB/m)	Result (dBuV/m)	Limit (dBuV/m)	Margin (dB)	Remark
1	13979.510	41.84	3.83	45.67	68.30	-22.63	peak

Test Mode: 15; Polarity: Horizontal; Modulation:802.11ax(Full RU0); Bandwidth:40MHz; Channel:High

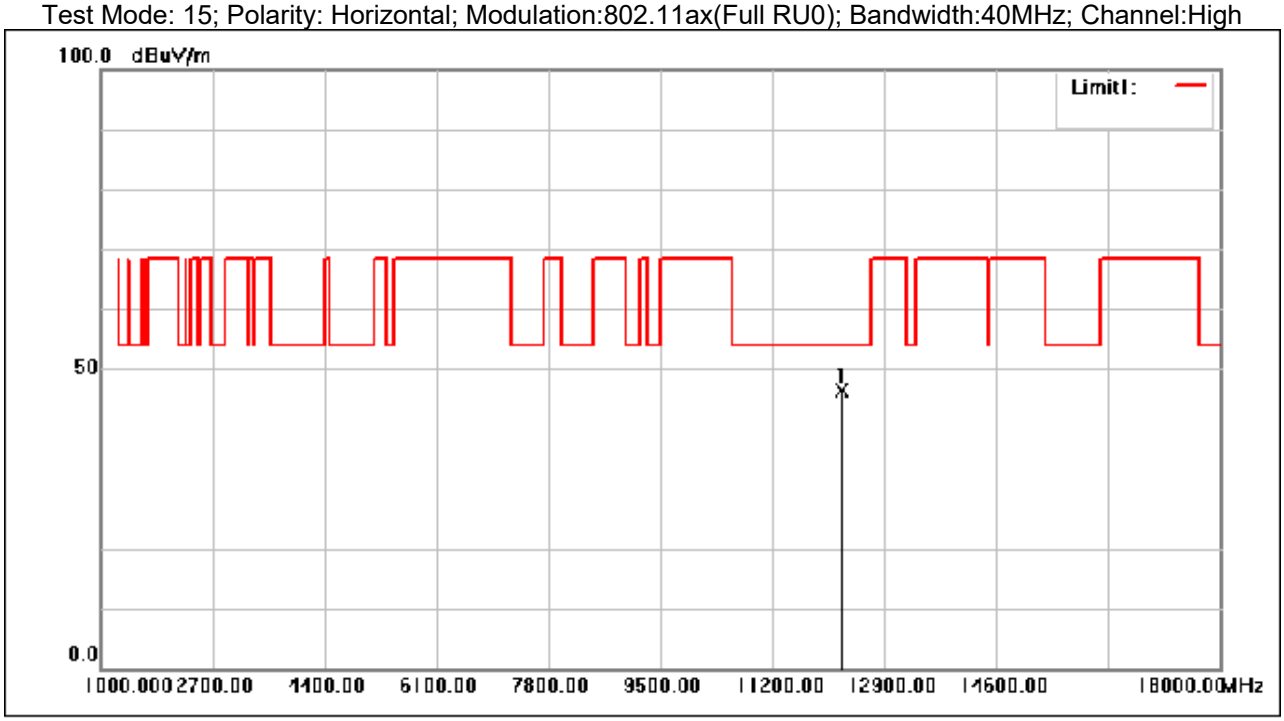

No.	Frequency (MHz)	Reading (dBuV)	Correction factor(dB/m)	Result (dBuV/m)	Limit (dBuV/m)	Margin (dB)	Remark
1	12263.960	44.11	2.32	46.43	54.00	-7.57	peak

Test Mode: 15; Polarity: Vertical; Modulation:802.11ax(Full RU0); Bandwidth:40MHz; Channel:High

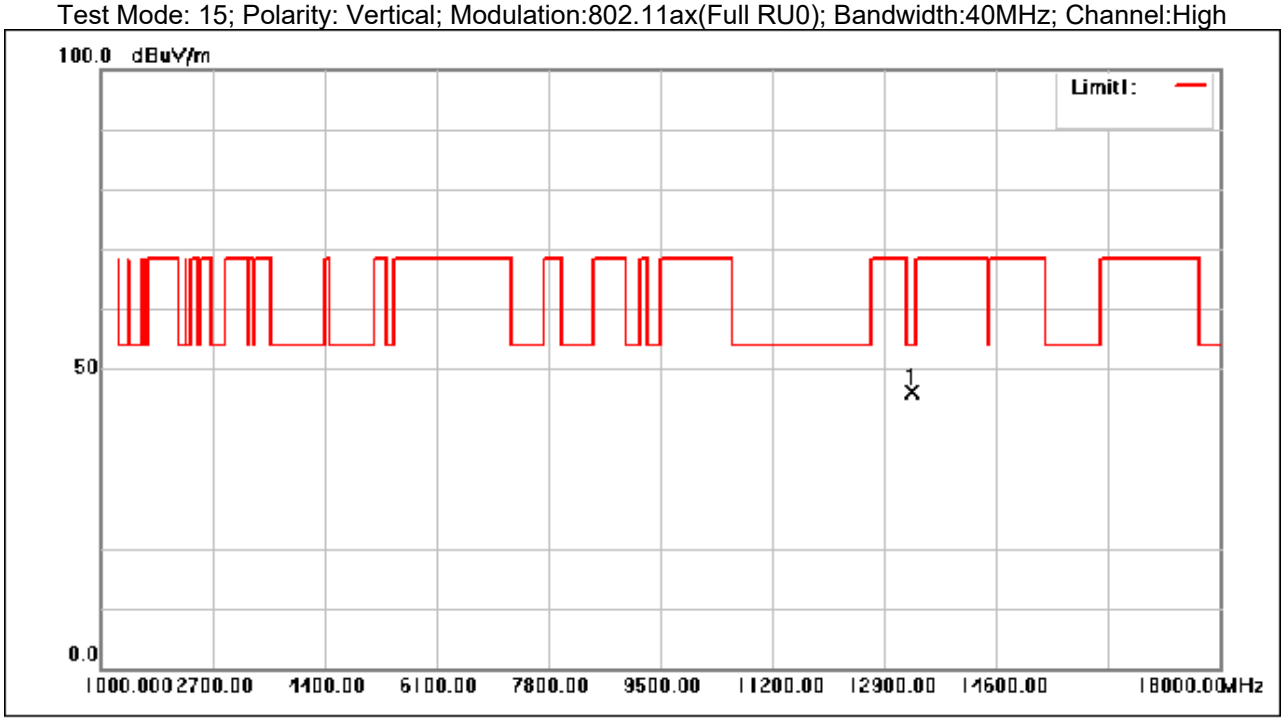

No.	Frequency (MHz)	Reading (dBuV)	Correction factor(dB/m)	Result (dBuV/m)	Limit (dBuV/m)	Margin (dB)	Remark
1	13317.860	43.07	2.97	46.04	54.00	-7.96	peak

Test Mode: 15; Polarity: Horizontal; Modulation:802.11ax(Full RU0); Bandwidth:80MHz; Channel:Low

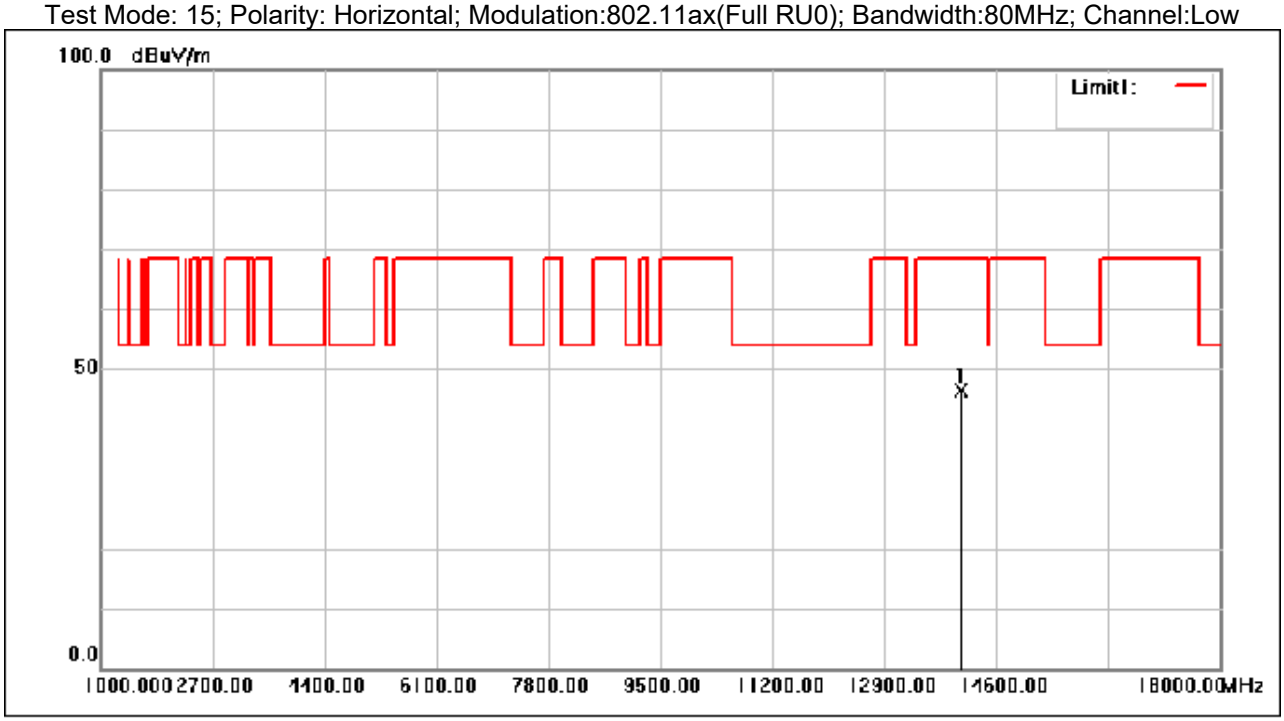

No.	Frequency (MHz)	Reading (dBuV)	Correction factor(dB/m)	Result (dBuV/m)	Limit (dBuV/m)	Margin (dB)	Remark
1	14063.930	42.34	4.08	46.42	68.30	-21.88	peak

Test Mode: 15; Polarity: Vertical; Modulation:802.11ax(Full RU0); Bandwidth:80MHz; Channel:Low

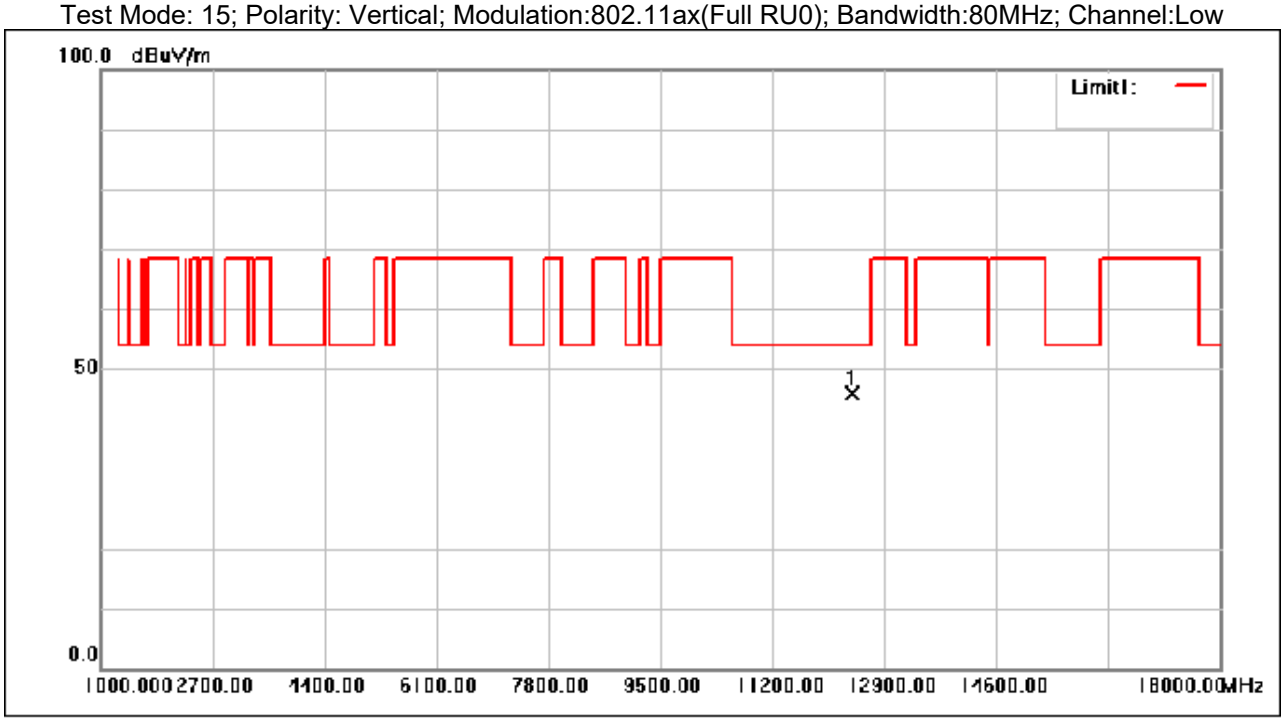

No.	Frequency (MHz)	Reading (dBuV)	Correction factor(dB/m)	Result (dBuV/m)	Limit (dBuV/m)	Margin (dB)	Remark
1	12422.880	43.73	2.14	45.87	54.00	-8.13	peak

Test Mode: 16; Polarity: Horizontal; Modulation:802.11ax(Full RU0); Bandwidth:20MHz; Channel:Low

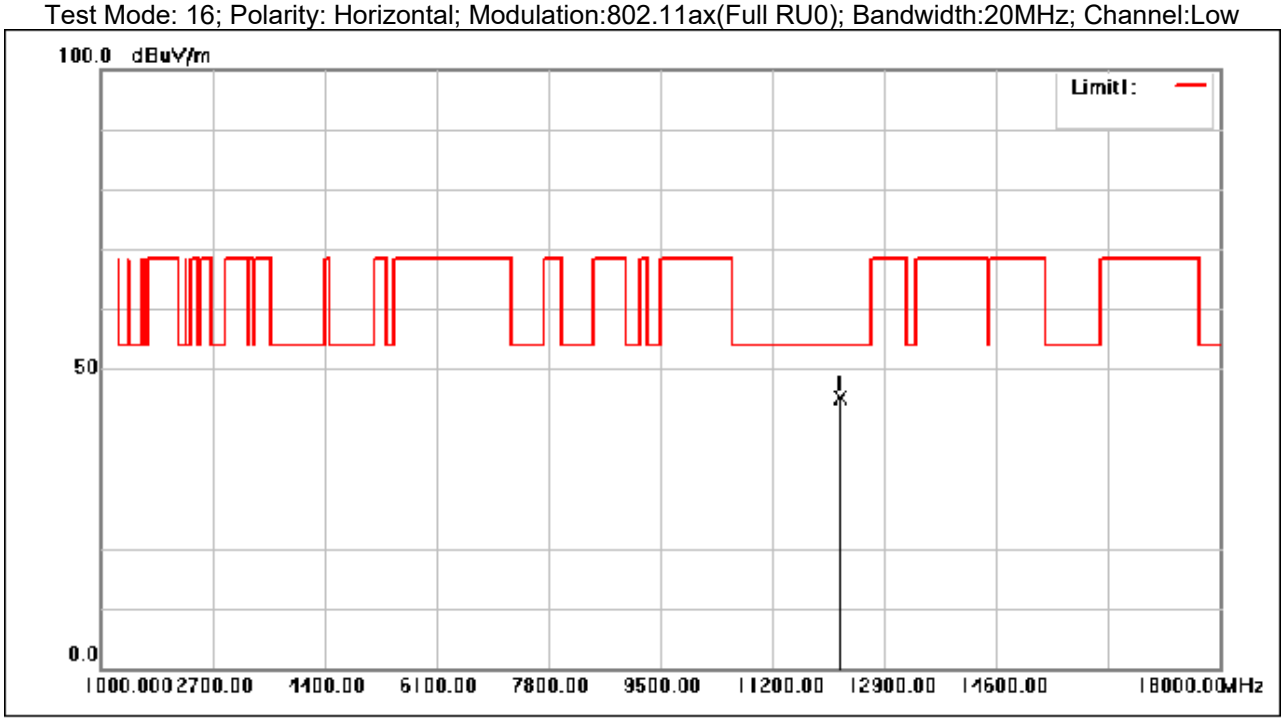

No.	Frequency (MHz)	Reading (dBuV)	Correction factor(dB/m)	Result (dBuV/m)	Limit (dBuV/m)	Margin (dB)	Remark
1	12220.290	42.86	2.37	45.23	54.00	-8.77	peak

Test Mode: 16; Polarity: Vertical; Modulation:802.11ax(Full RU0); Bandwidth:20MHz; Channel:Low

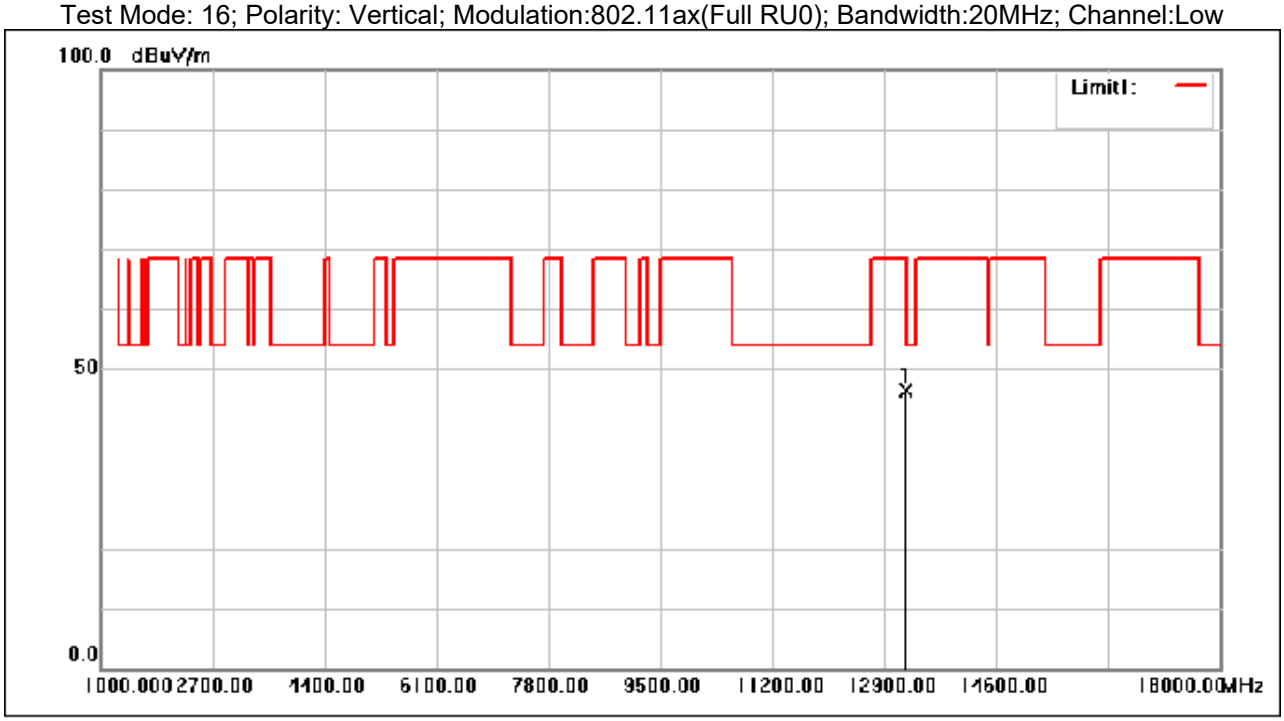

No.	Frequency (MHz)	Reading (dBuV)	Correction factor(dB/m)	Result (dBuV/m)	Limit (dBuV/m)	Margin (dB)	Remark
1	13228.810	43.30	3.18	46.48	68.30	-21.82	peak

Test Mode: 16; Polarity: Horizontal; Modulation:802.11ax(Full RU0); Bandwidth:20MHz; Channel:middle

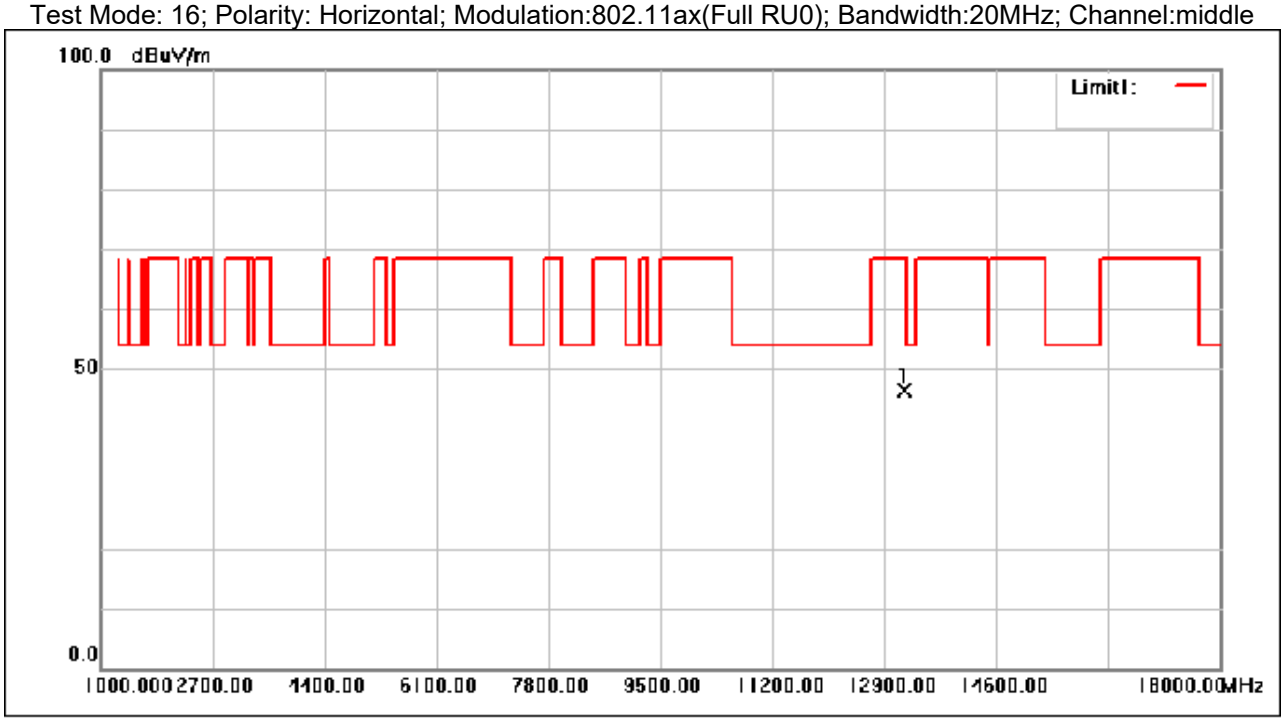

No.	Frequency (MHz)	Reading (dBuV)	Correction factor(dB/m)	Result (dBuV/m)	Limit (dBuV/m)	Margin (dB)	Remark
1	13195.750	43.04	3.28	46.32	68.30	-21.98	peak

Test Mode: 16; Polarity: Vertical; Modulation:802.11ax(Full RU0); Bandwidth:20MHz; Channel:middle

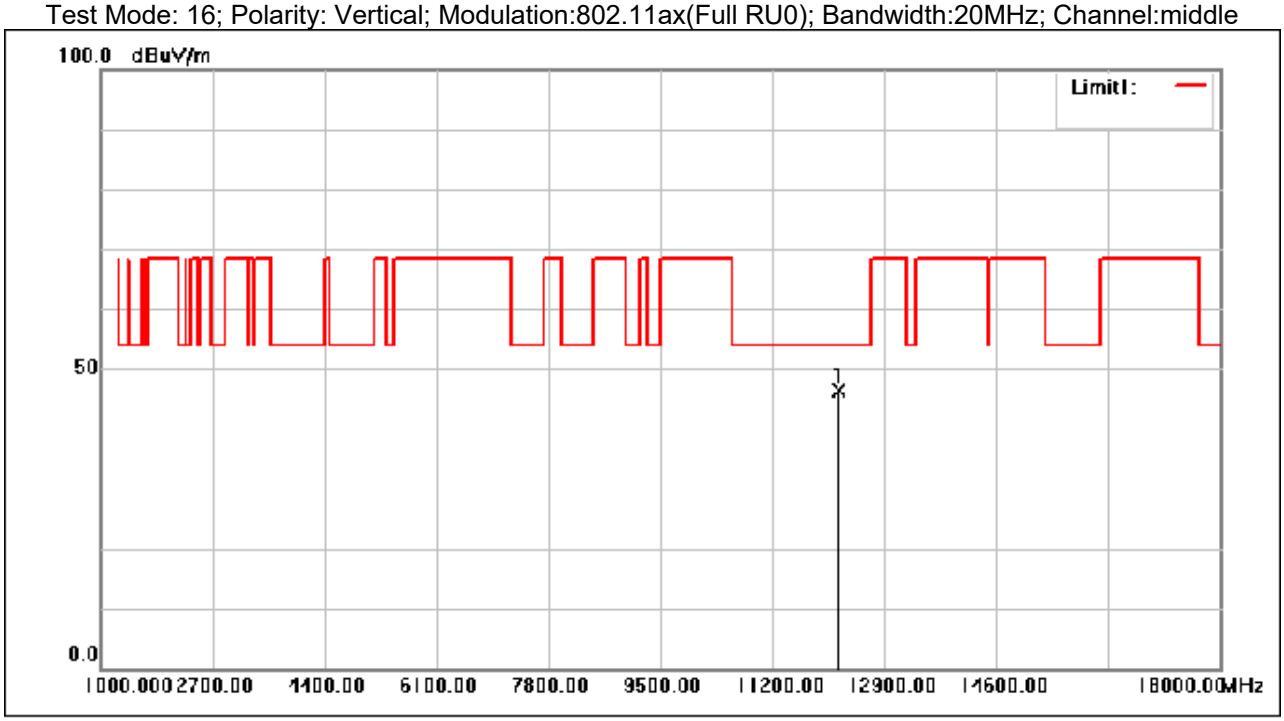

No.	Frequency (MHz)	Reading (dBuV)	Correction factor(dB/m)	Result (dBuV/m)	Limit (dBuV/m)	Margin (dB)	Remark
1	12205.650	43.90	2.39	46.29	54.00	-7.71	peak

Test Mode: 16; Polarity: Horizontal; Modulation:802.11ax(Full RU0); Bandwidth:20MHz; Channel:High

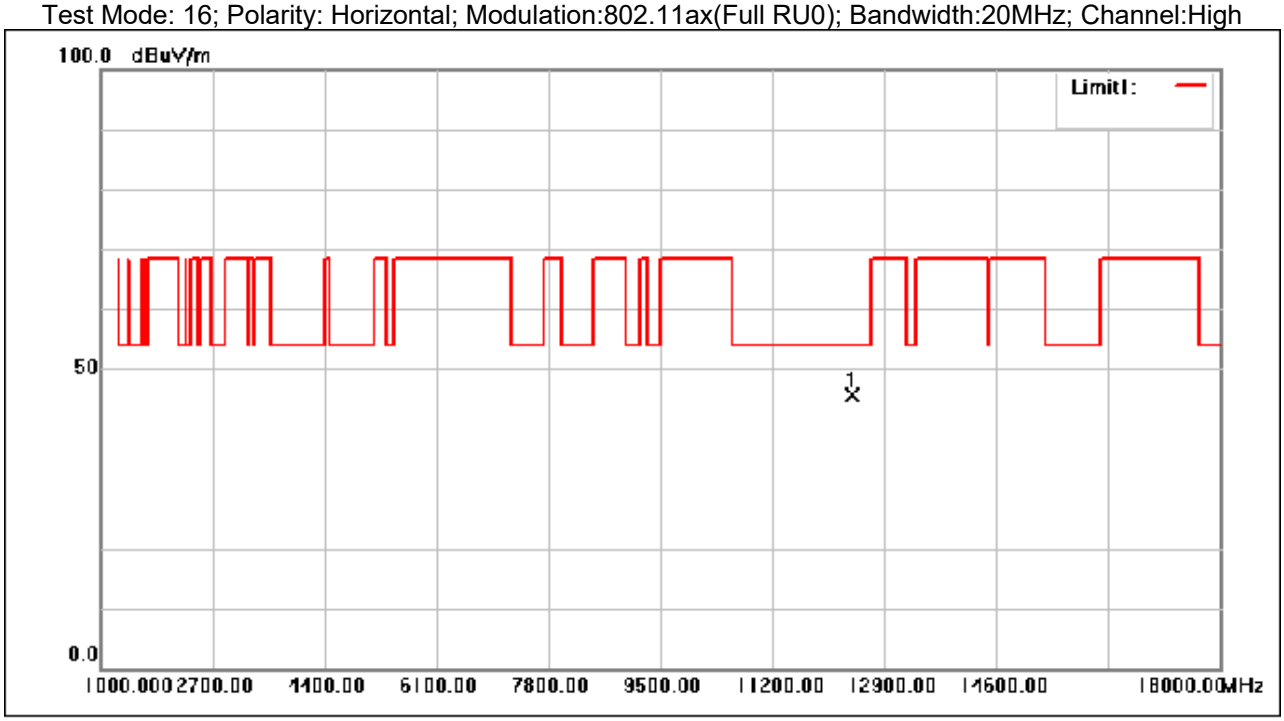

No.	Frequency (MHz)	Reading (dBuV)	Correction factor(dB/m)	Result (dBuV/m)	Limit (dBuV/m)	Margin (dB)	Remark
1	12419.160	43.46	2.15	45.61	54.00	-8.39	peak

Test Mode: 16; Polarity: Vertical; Modulation:802.11ax(Full RU0); Bandwidth:20MHz; Channel:High

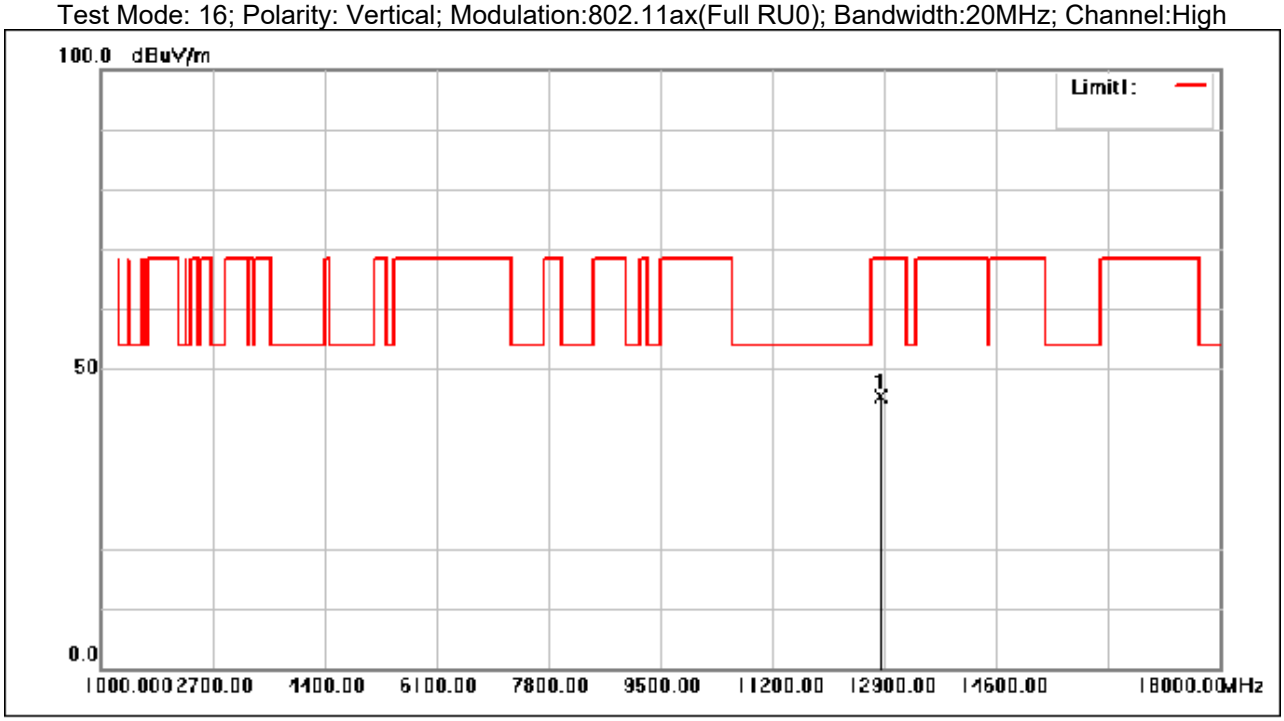

No.	Frequency (MHz)	Reading (dBuV)	Correction factor(dB/m)	Result (dBuV/m)	Limit (dBuV/m)	Margin (dB)	Remark
1	12836.960	42.17	3.21	45.38	68.30	-22.92	peak

Test Mode: 16; Polarity: Horizontal; Modulation:802.11ax(Full RU0); Bandwidth:40MHz; Channel:Low

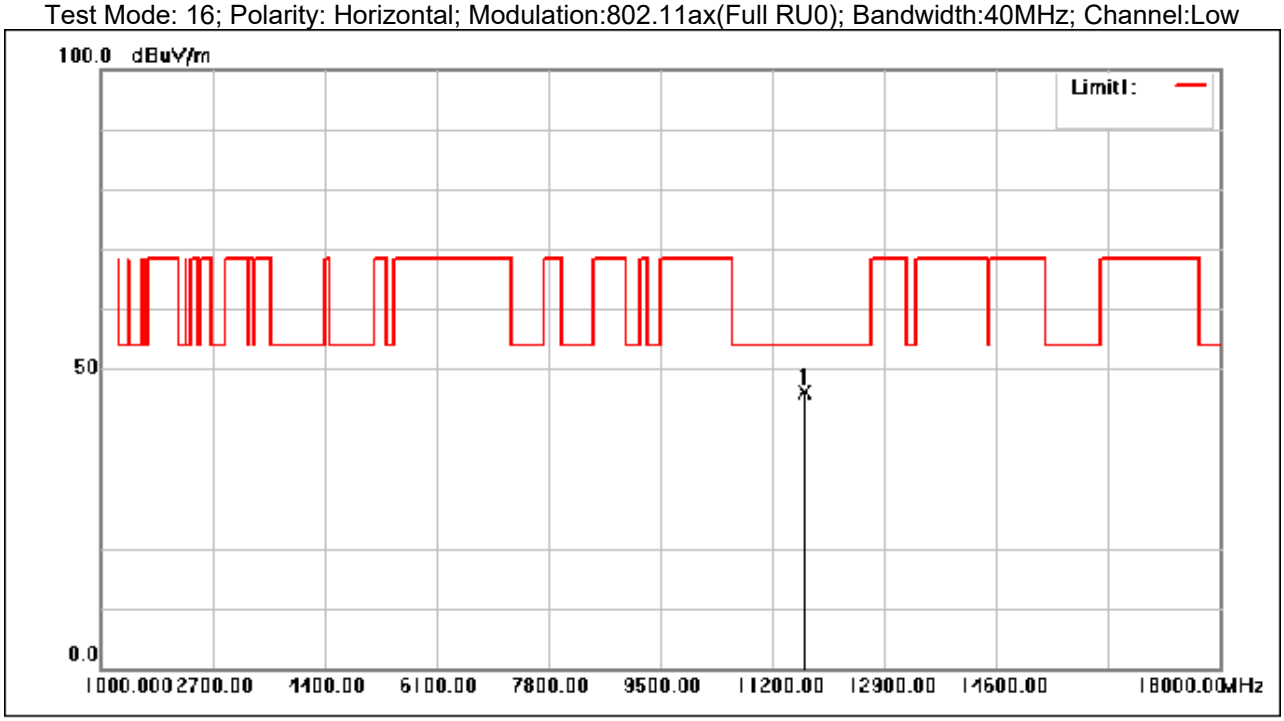

No.	Frequency (MHz)	Reading (dBuV)	Correction factor(dB/m)	Result (dBuV/m)	Limit (dBuV/m)	Margin (dB)	Remark
1	11677.020	44.63	1.54	46.17	54.00	-7.83	peak

Test Mode: 16; Polarity: Vertical; Modulation:802.11ax(Full RU0); Bandwidth:40MHz; Channel:Low

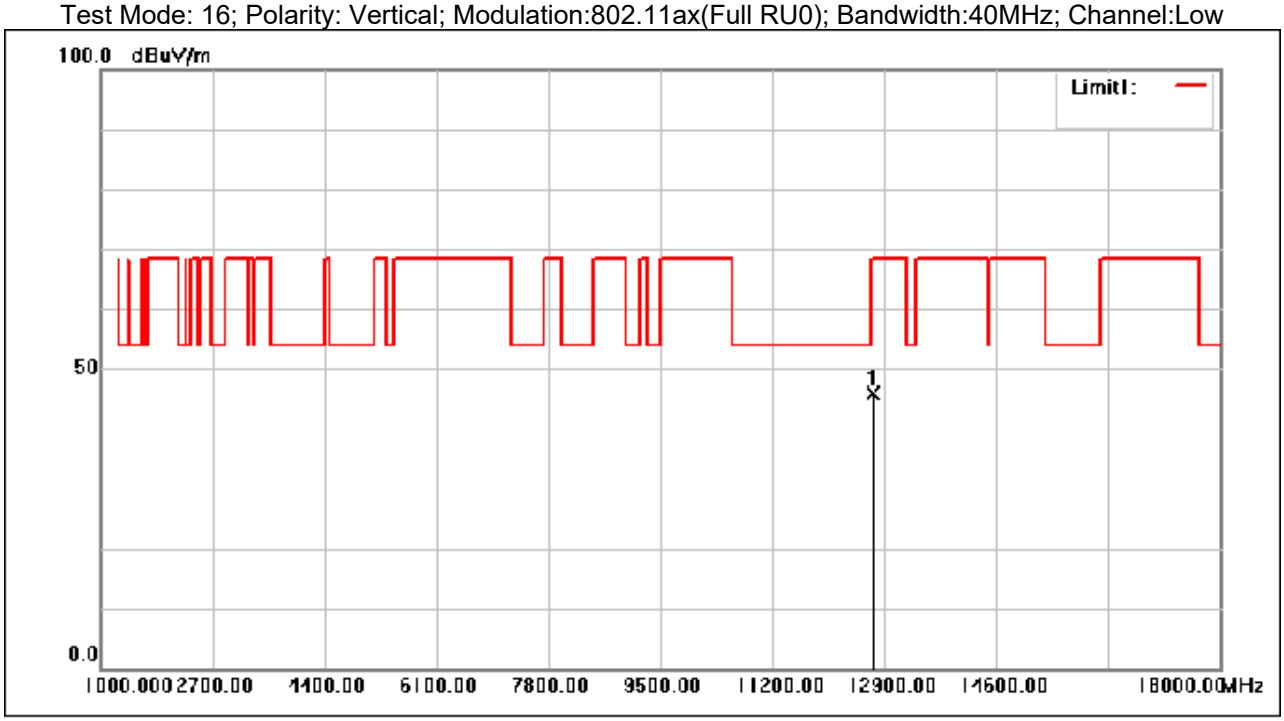

No.	Frequency (MHz)	Reading (dBuV)	Correction factor(dB/m)	Result (dBuV/m)	Limit (dBuV/m)	Margin (dB)	Remark
1	12725.820	43.08	2.83	45.91	68.30	-22.39	peak

Test Mode: 16; Polarity: Horizontal; Modulation:802.11ax(Full RU0); Bandwidth:40MHz; Channel:middle

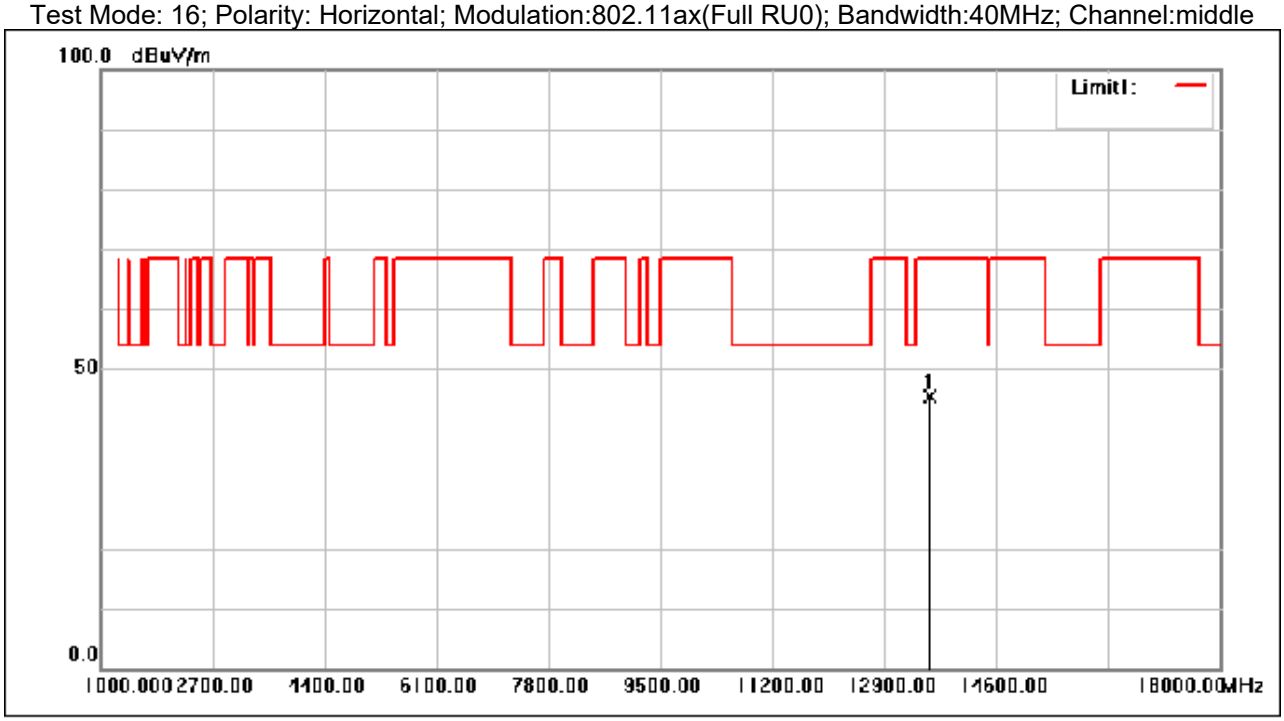

No.	Frequency (MHz)	Reading (dBuV)	Correction factor(dB/m)	Result (dBuV/m)	Limit (dBuV/m)	Margin (dB)	Remark
1	13588.070	42.54	2.75	45.29	68.30	-23.01	peak

Test Mode: 16; Polarity: Vertical; Modulation:802.11ax(Full RU0); Bandwidth:40MHz; Channel:middle

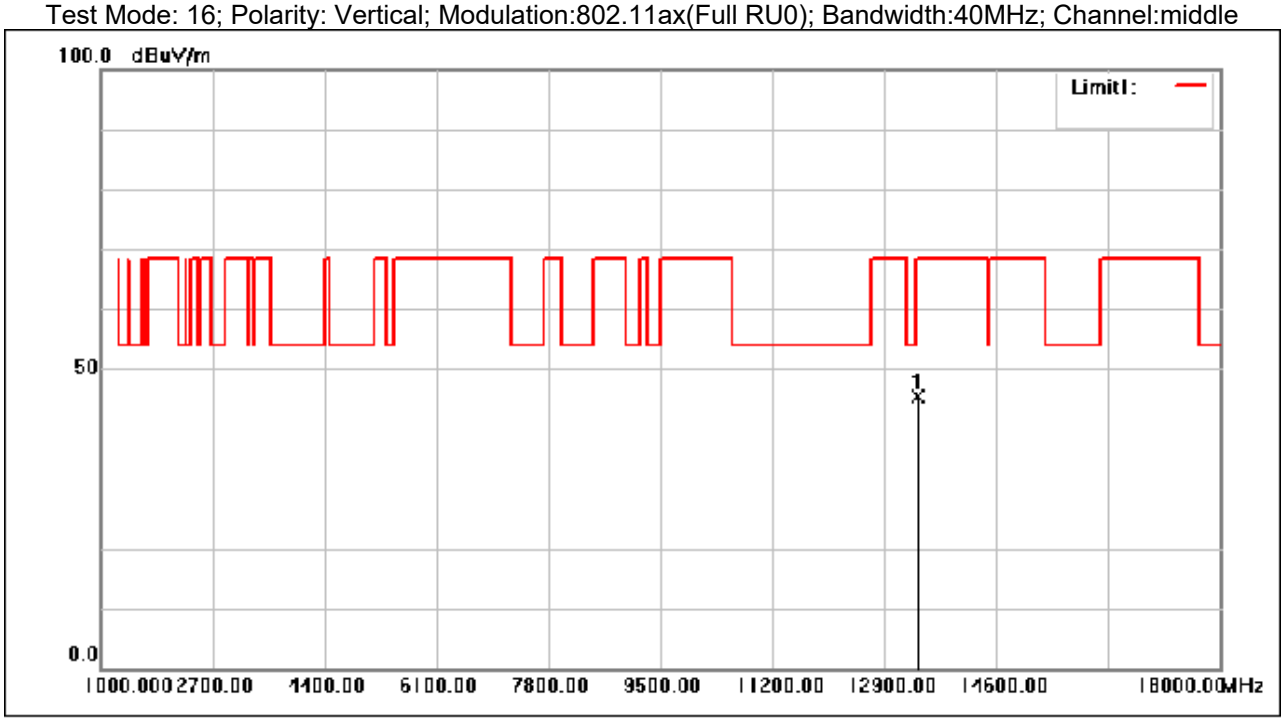

No.	Frequency (MHz)	Reading (dBuV)	Correction factor(dB/m)	Result (dBuV/m)	Limit (dBuV/m)	Margin (dB)	Remark
1	13408.660	42.58	2.73	45.31	68.30	-22.99	peak

Test Mode: 16; Polarity: Horizontal; Modulation:802.11ax(Full RU0); Bandwidth:40MHz; Channel:High

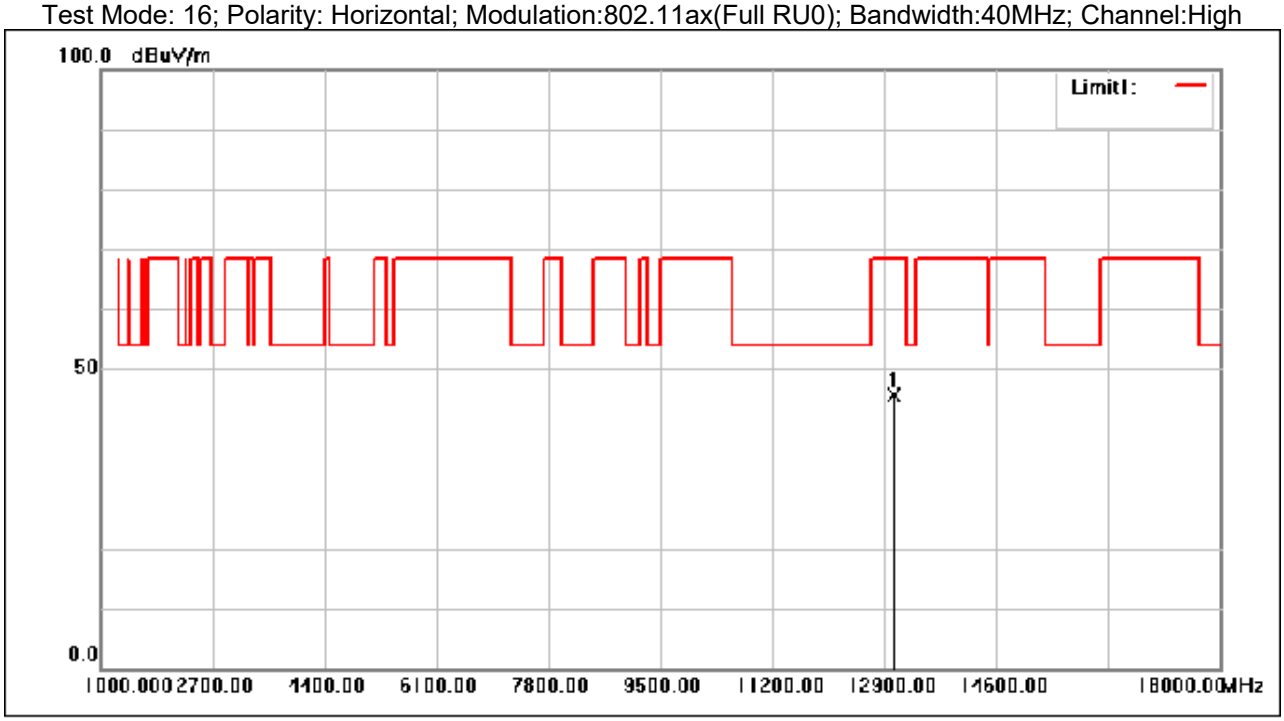

No.	Frequency (MHz)	Reading (dBuV)	Correction factor(dB/m)	Result (dBuV/m)	Limit (dBuV/m)	Margin (dB)	Remark
1	13038.130	41.92	3.67	45.59	68.30	-22.71	peak

Test Mode: 16; Polarity: Vertical; Modulation:802.11ax(Full RU0); Bandwidth:40MHz; Channel:High

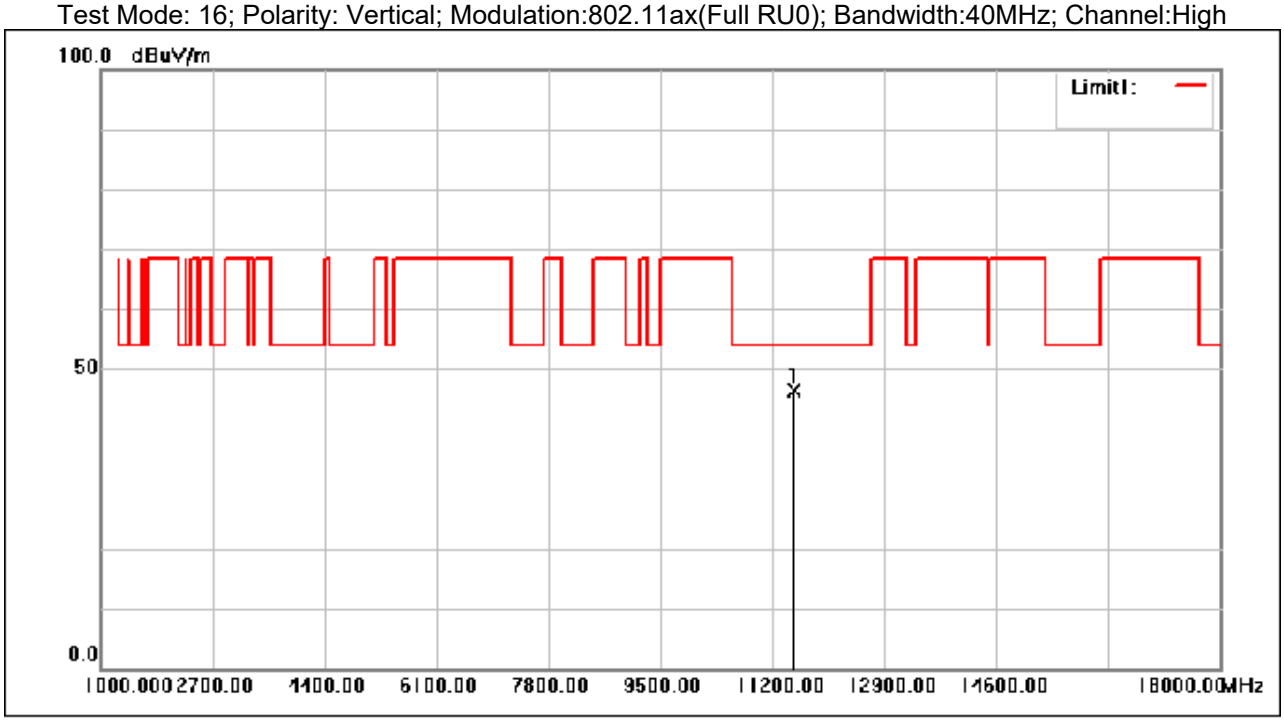

No.	Frequency (MHz)	Reading (dBuV)	Correction factor(dB/m)	Result (dBuV/m)	Limit (dBuV/m)	Margin (dB)	Remark
1	11532.510	45.40	1.06	46.46	54.00	-7.54	peak

Test Mode: 16; Polarity: Horizontal; Modulation:802.11ax(Full RU0); Bandwidth:80MHz; Channel:Low

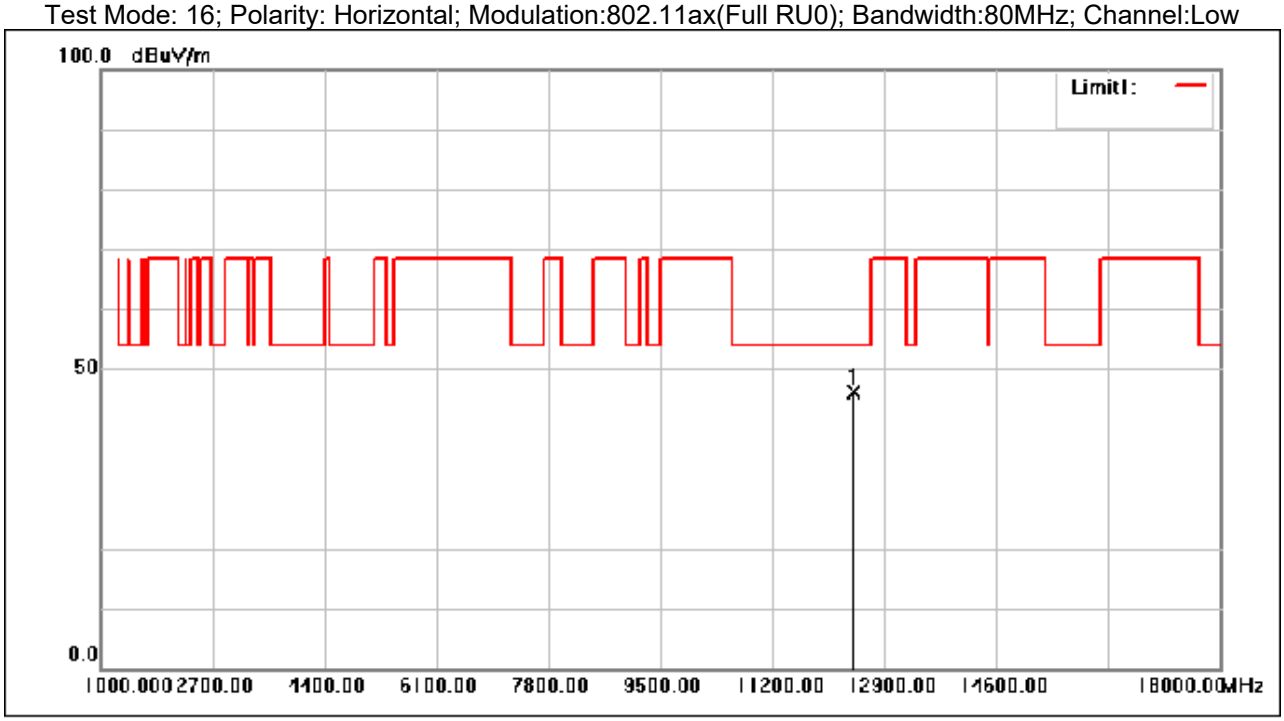

No.	Frequency (MHz)	Reading (dBuV)	Correction factor(dB/m)	Result (dBuV/m)	Limit (dBuV/m)	Margin (dB)	Remark
1	12426.130	43.89	2.15	46.04	54.00	-7.96	peak

Test Mode: 16; Polarity: Vertical; Modulation:802.11ax(Full RU0); Bandwidth:80MHz; Channel:Low

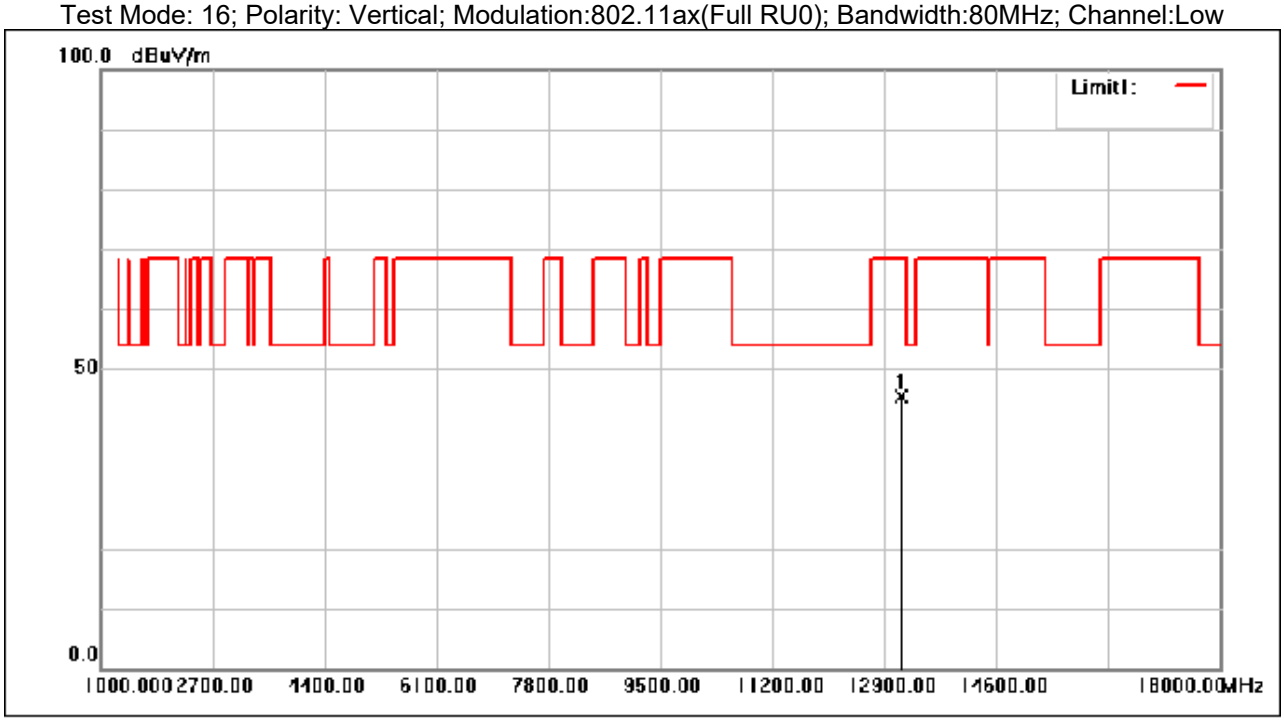

No.	Frequency (MHz)	Reading (dBuV)	Correction factor(dB/m)	Result (dBuV/m)	Limit (dBuV/m)	Margin (dB)	Remark
1	13150.040	42.00	3.38	45.38	68.30	-22.92	peak

Test Mode: 16; Polarity: Horizontal; Modulation:802.11ax(Full RU0); Bandwidth:80MHz; Channel:middle

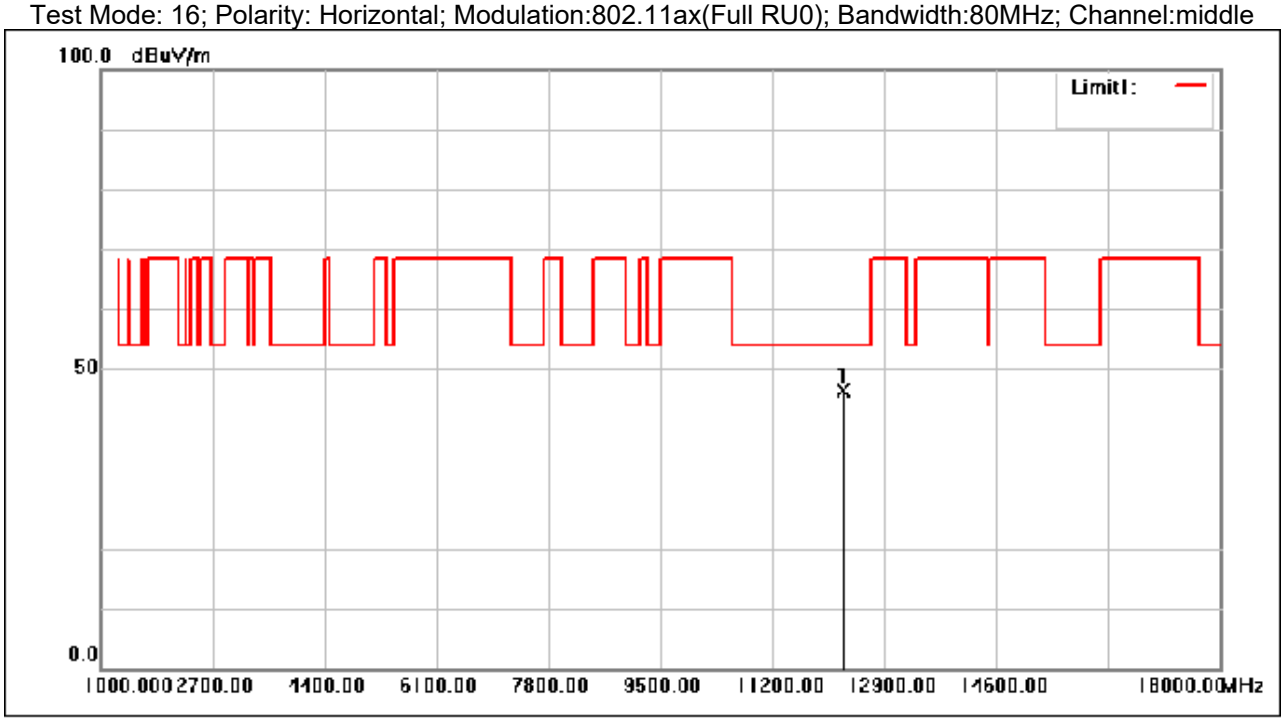

No.	Frequency (MHz)	Reading (dBuV)	Correction factor(dB/m)	Result (dBuV/m)	Limit (dBuV/m)	Margin (dB)	Remark
1	12284.860	44.16	2.29	46.45	54.00	-7.55	peak

Test Mode: 16; Polarity: Vertical; Modulation:802.11ax(Full RU0); Bandwidth:80MHz; Channel:middle

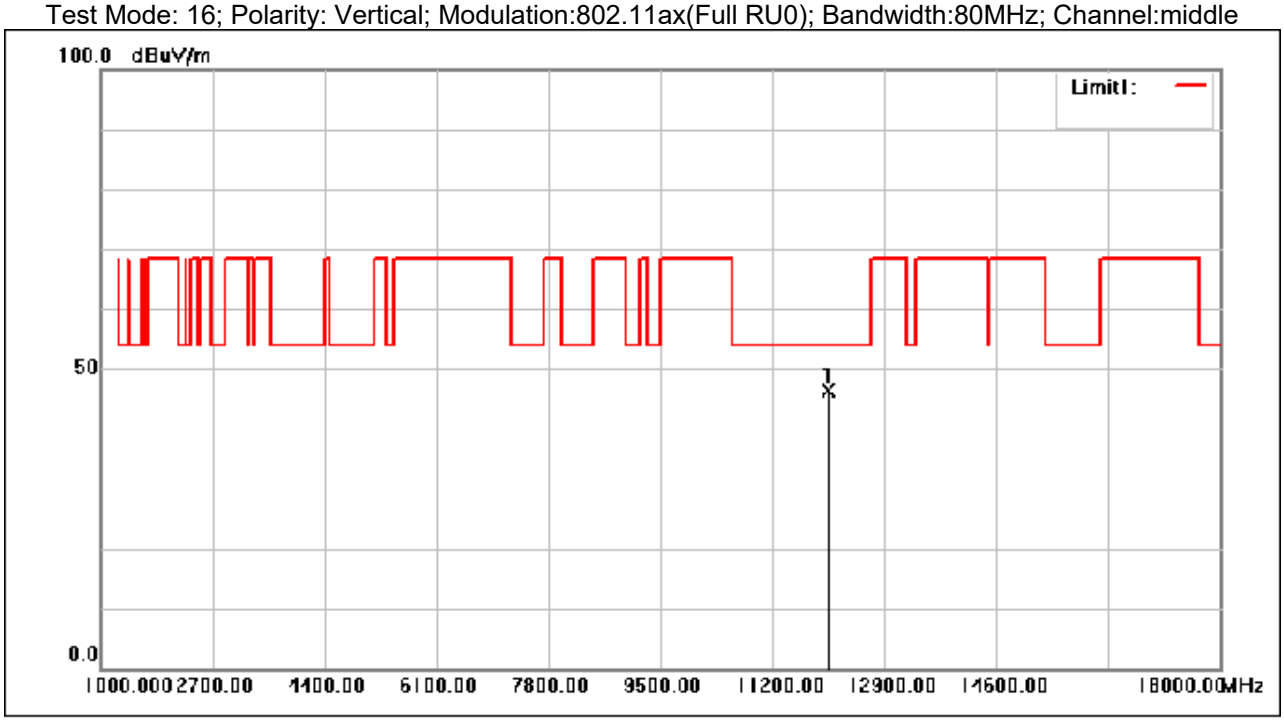

No.	Frequency (MHz)	Reading (dBuV)	Correction factor(dB/m)	Result (dBuV/m)	Limit (dBuV/m)	Margin (dB)	Remark
1	12045.330	43.85	2.56	46.41	54.00	-7.59	peak

Test Mode: 16; Polarity: Horizontal; Modulation:802.11ax(Full RU0); Bandwidth:80MHz; Channel:High

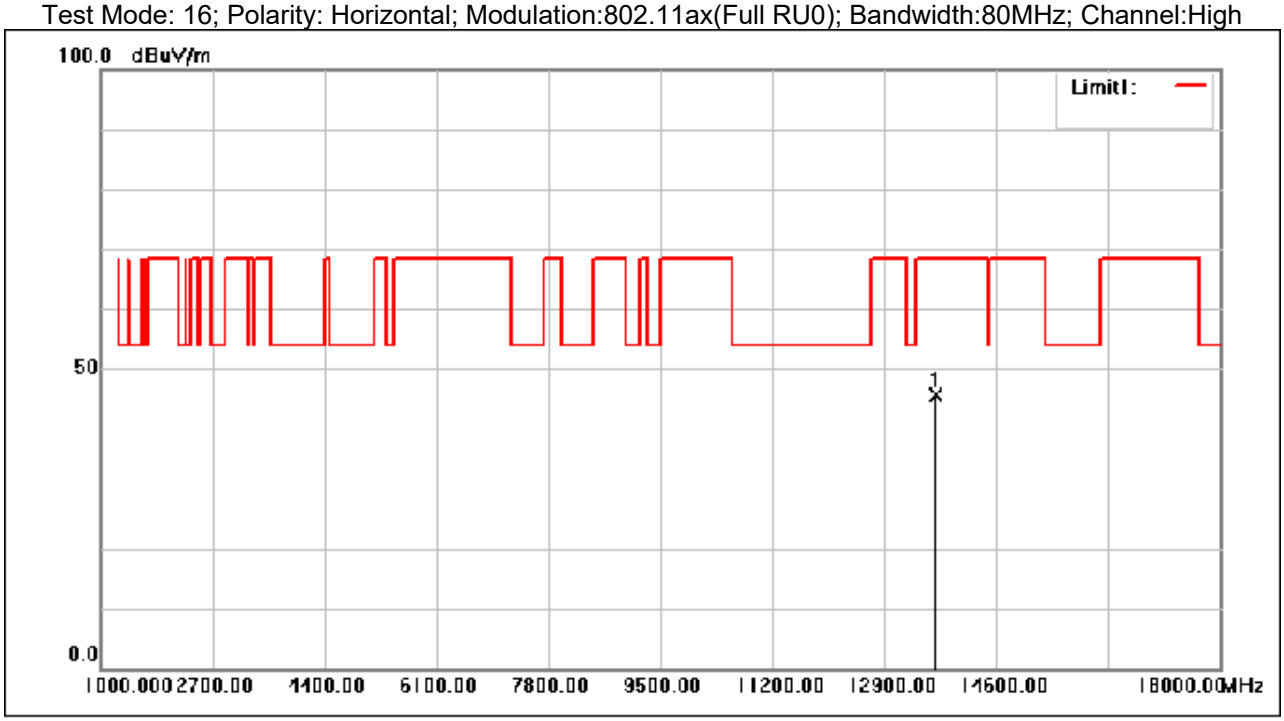

No.	Frequency (MHz)	Reading (dBuV)	Correction factor(dB/m)	Result (dBuV/m)	Limit (dBuV/m)	Margin (dB)	Remark
1	13683.290	42.57	3.02	45.59	68.30	-22.71	peak

Test Mode: 16; Polarity: Vertical; Modulation:802.11ax(Full RU0); Bandwidth:80MHz; Channel:High

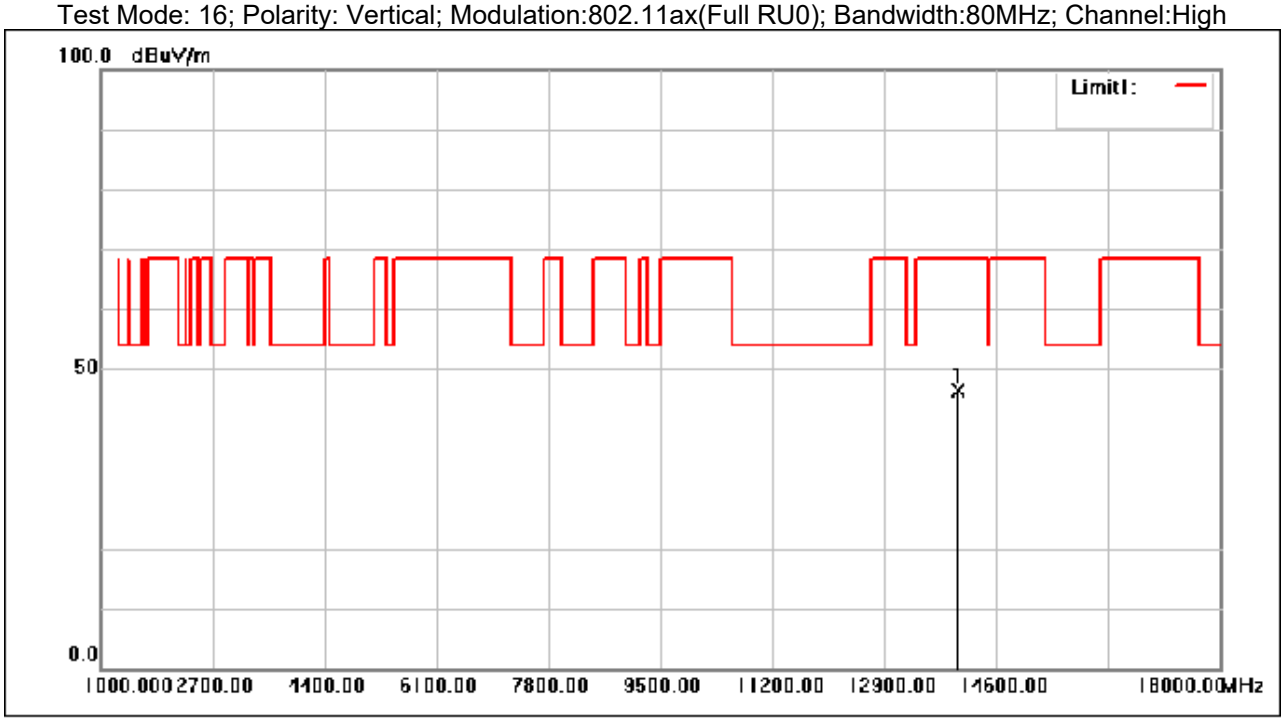

No.	Frequency (MHz)	Reading (dBuV)	Correction factor(dB/m)	Result (dBuV/m)	Limit (dBuV/m)	Margin (dB)	Remark
1	14022.100	42.45	3.96	46.41	68.30	-21.89	peak

Test Mode: 16; Polarity: Horizontal; Modulation:802.11ax(Full RU0); Bandwidth:160MHz; Channel:Middle

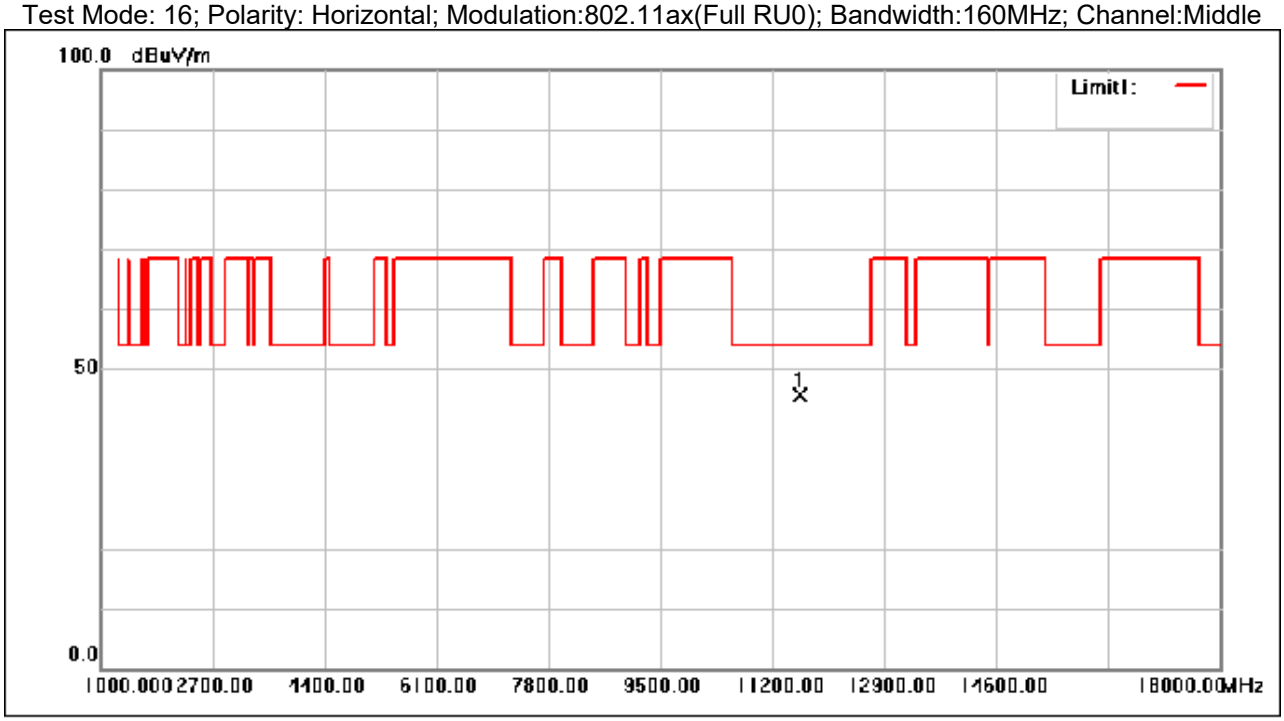

No.	Frequency (MHz)	Reading (dBuV)	Correction factor(dB/m)	Result (dBuV/m)	Limit (dBuV/m)	Margin (dB)	Remark
1	11626.220	44.31	1.37	45.68	54.00	-8.32	peak

Test Mode: 16; Polarity: Vertical; Modulation:802.11ax(Full RU0); Bandwidth:160MHz; Channel:Middle

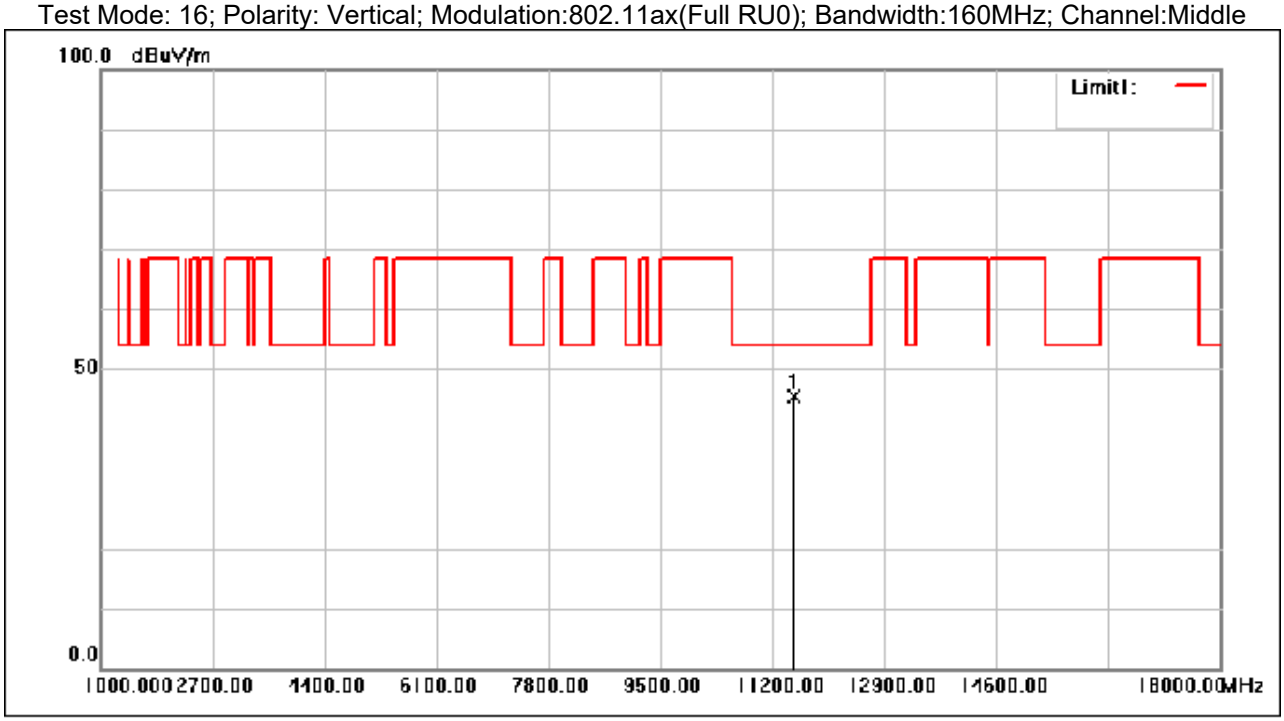

No.	Frequency (MHz)	Reading (dBuV)	Correction factor(dB/m)	Result (dBuV/m)	Limit (dBuV/m)	Margin (dB)	Remark
1	11518.090	44.25	1.01	45.26	54.00	-8.74	peak

Test Mode: 17; Polarity: Horizontal; Modulation:802.11ax(Full RU0); Bandwidth:20MHz; Channel:Low

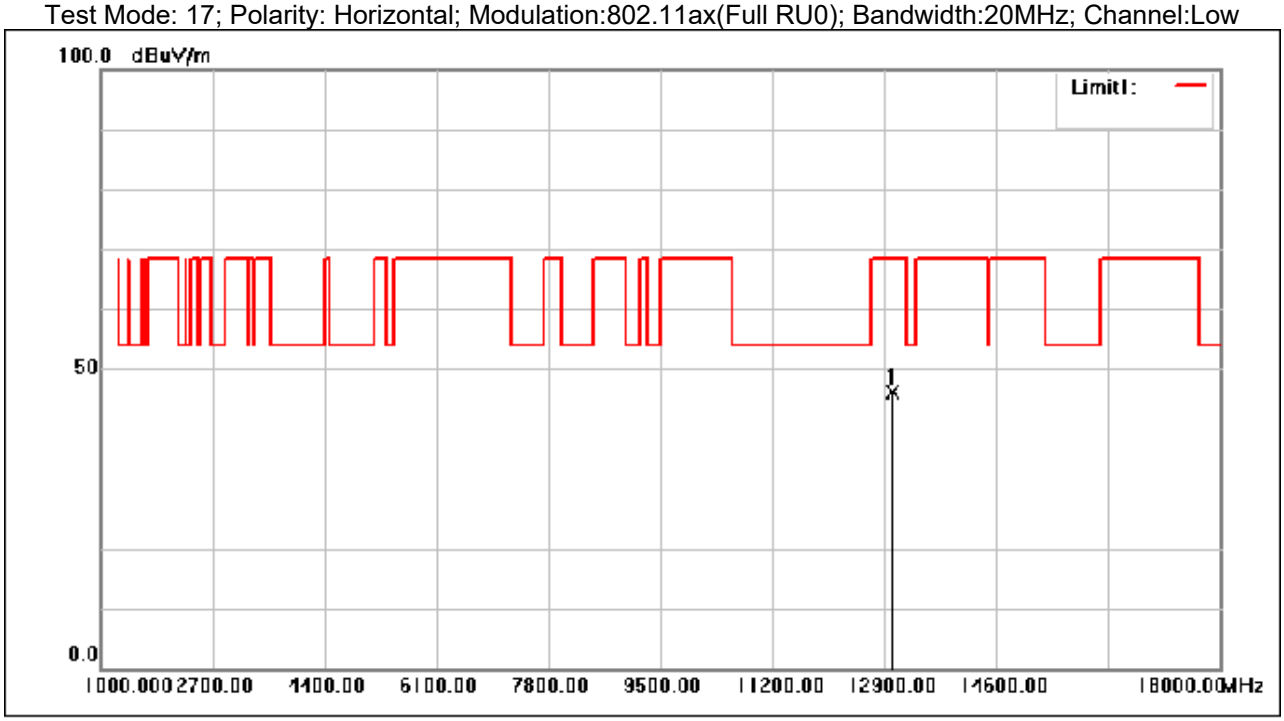

No.	Frequency (MHz)	Reading (dBuV)	Correction factor(dB/m)	Result (dBuV/m)	Limit (dBuV/m)	Margin (dB)	Remark
1	13030.220	42.56	3.69	46.25	68.30	-22.05	peak

Test Mode: 17; Polarity: Vertical; Modulation:802.11ax(Full RU0); Bandwidth:20MHz; Channel:Low

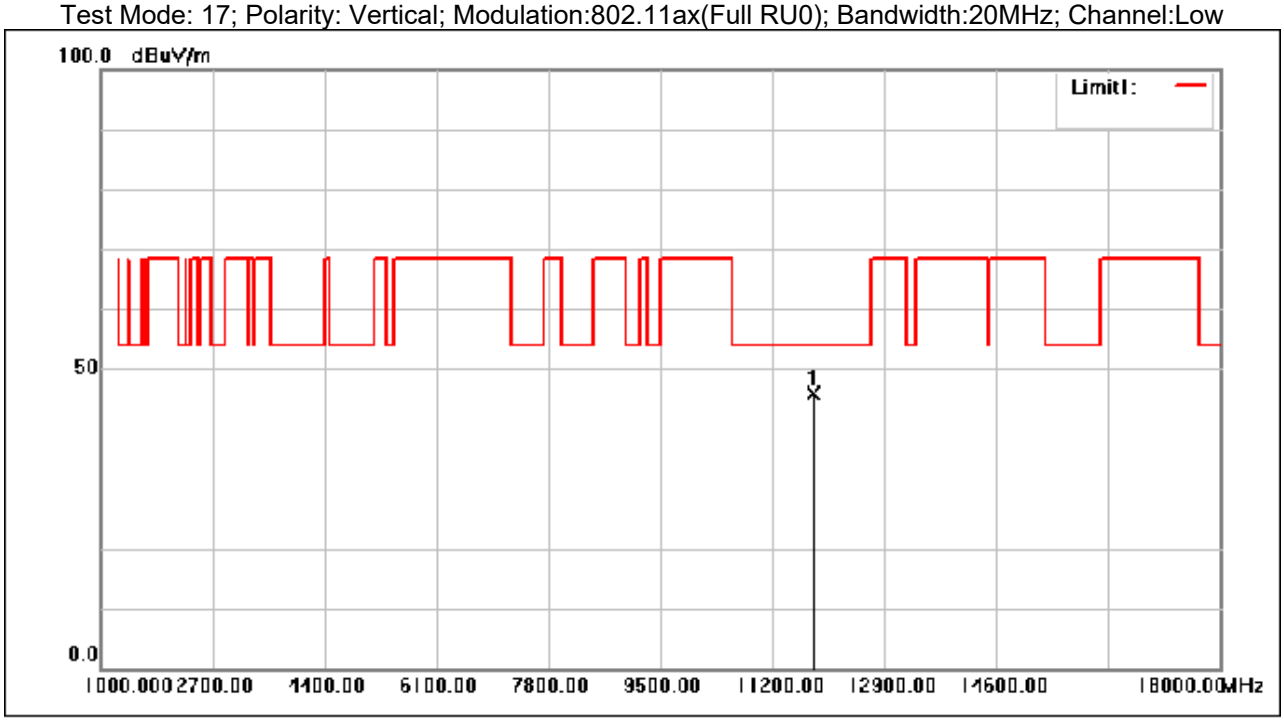

No.	Frequency (MHz)	Reading (dBuV)	Correction factor(dB/m)	Result (dBuV/m)	Limit (dBuV/m)	Margin (dB)	Remark
1	11833.260	43.73	2.06	45.79	54.00	-8.21	peak

Test Mode: 17; Polarity: Horizontal; Modulation:802.11ax(Full RU0); Bandwidth:20MHz; Channel:middle

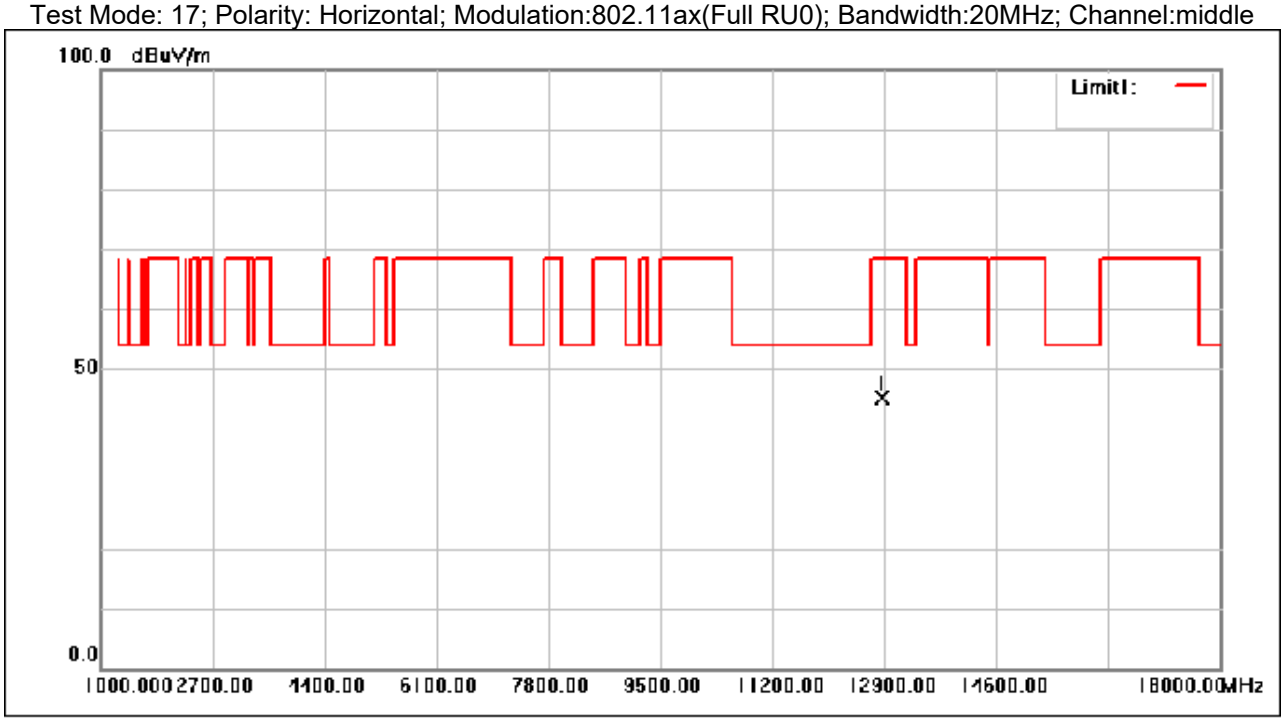

No.	Frequency (MHz)	Reading (dBuV)	Correction factor(dB/m)	Result (dBuV/m)	Limit (dBuV/m)	Margin (dB)	Remark
1	12856.570	41.96	3.27	45.23	68.30	-23.07	peak

Test Mode: 17; Polarity: Vertical; Modulation:802.11ax(Full RU0); Bandwidth:20MHz; Channel:middle

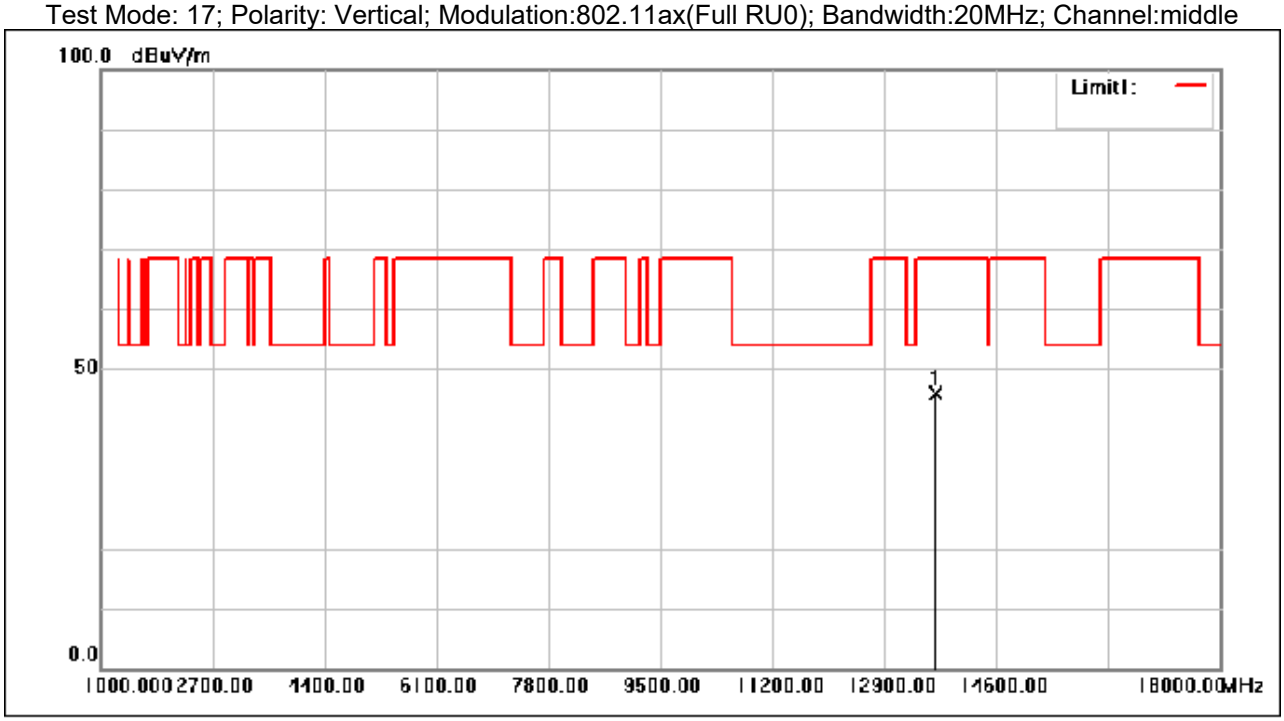

No.	Frequency (MHz)	Reading (dBuV)	Correction factor(dB/m)	Result (dBuV/m)	Limit (dBuV/m)	Margin (dB)	Remark
1	13679.840	42.96	3.00	45.96	68.30	-22.34	peak

Test Mode: 17; Polarity: Horizontal; Modulation:802.11ax(Full RU0); Bandwidth:20MHz; Channel:High

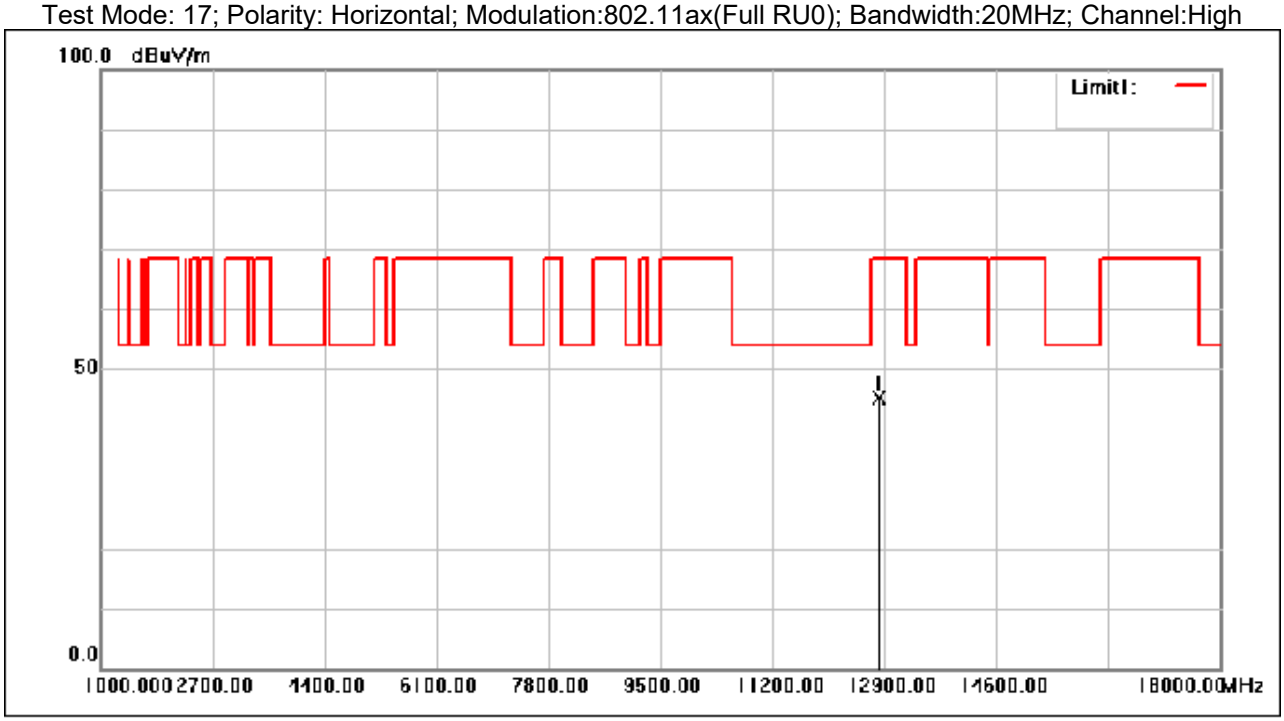

No.	Frequency (MHz)	Reading (dBuV)	Correction factor(dB/m)	Result (dBuV/m)	Limit (dBuV/m)	Margin (dB)	Remark
1	12827.170	42.00	3.17	45.17	68.30	-23.13	peak

Test Mode: 17; Polarity: Vertical; Modulation:802.11ax(Full RU0); Bandwidth:20MHz; Channel:High

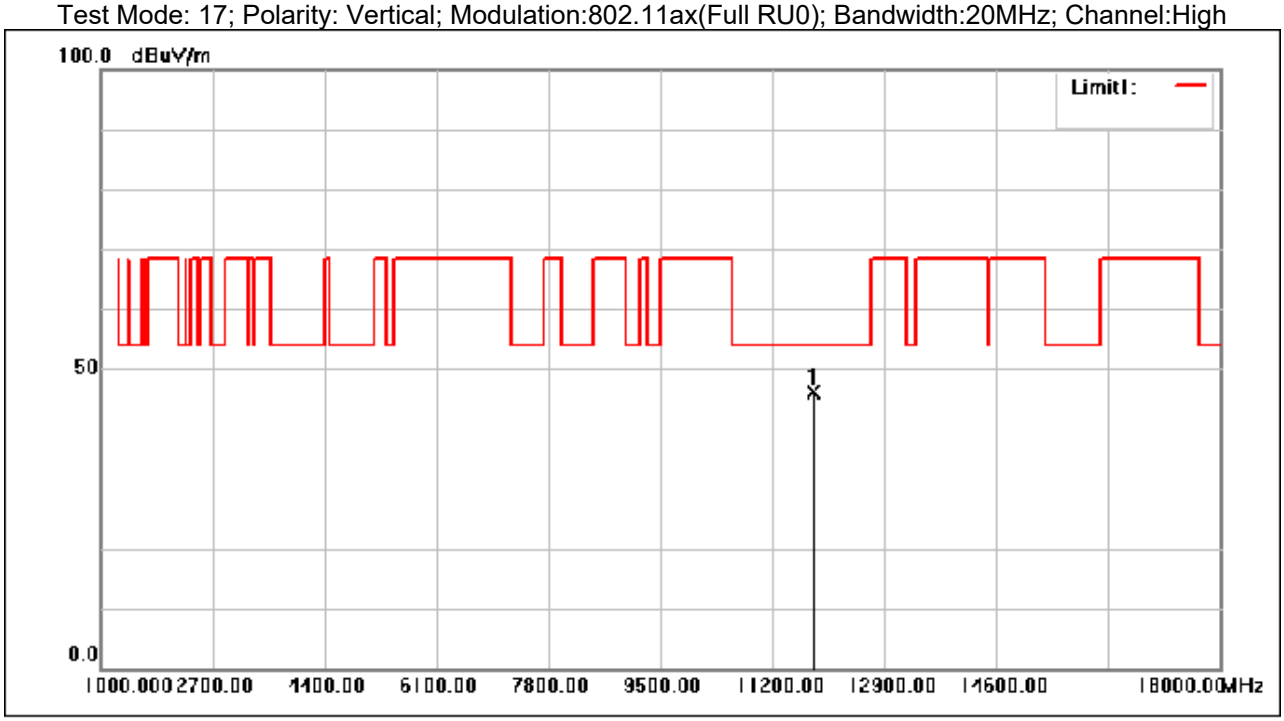

No.	Frequency (MHz)	Reading (dBuV)	Correction factor(dB/m)	Result (dBuV/m)	Limit (dBuV/m)	Margin (dB)	Remark
1	11823.590	44.04	2.02	46.06	54.00	-7.94	peak

Test Mode: 17; Polarity: Horizontal; Modulation:802.11ax(Full RU0); Bandwidth:40MHz; Channel:Low

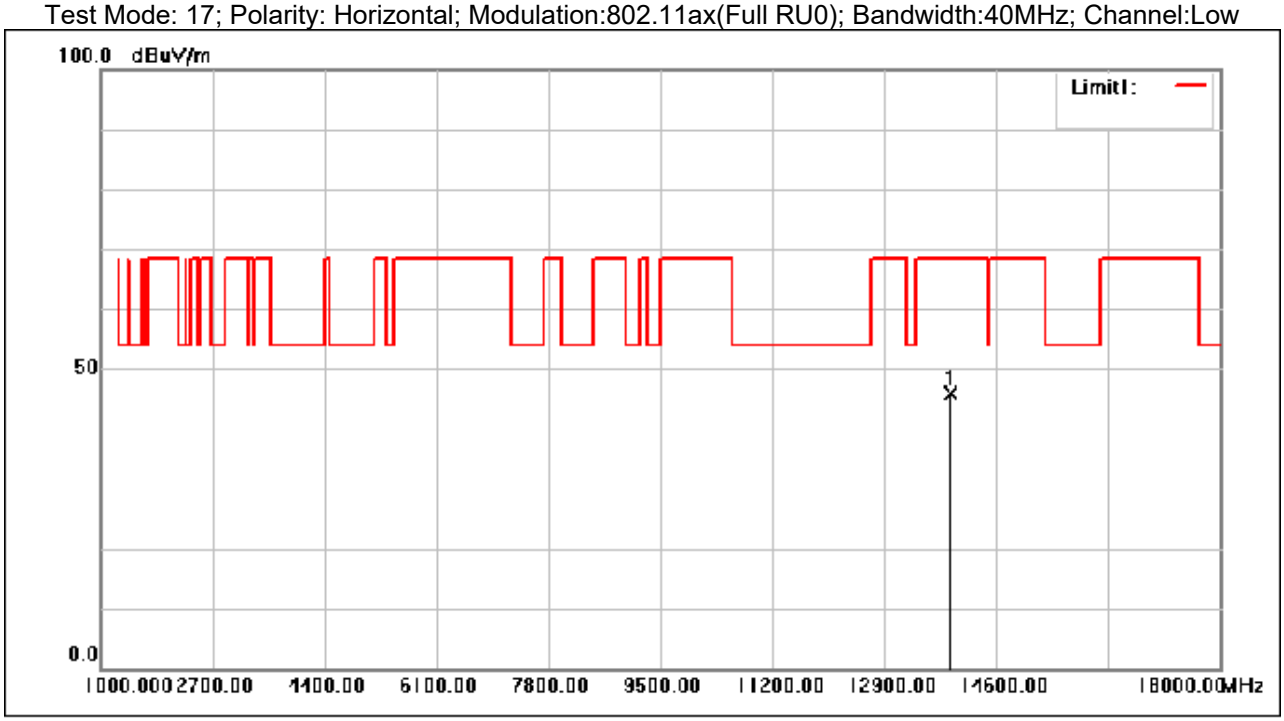

No.	Frequency (MHz)	Reading (dBuV)	Correction factor(dB/m)	Result (dBuV/m)	Limit (dBuV/m)	Margin (dB)	Remark
1	13903.710	42.24	3.62	45.86	68.30	-22.44	peak

Test Mode: 17; Polarity: Vertical; Modulation:802.11ax(Full RU0); Bandwidth:40MHz; Channel:Low

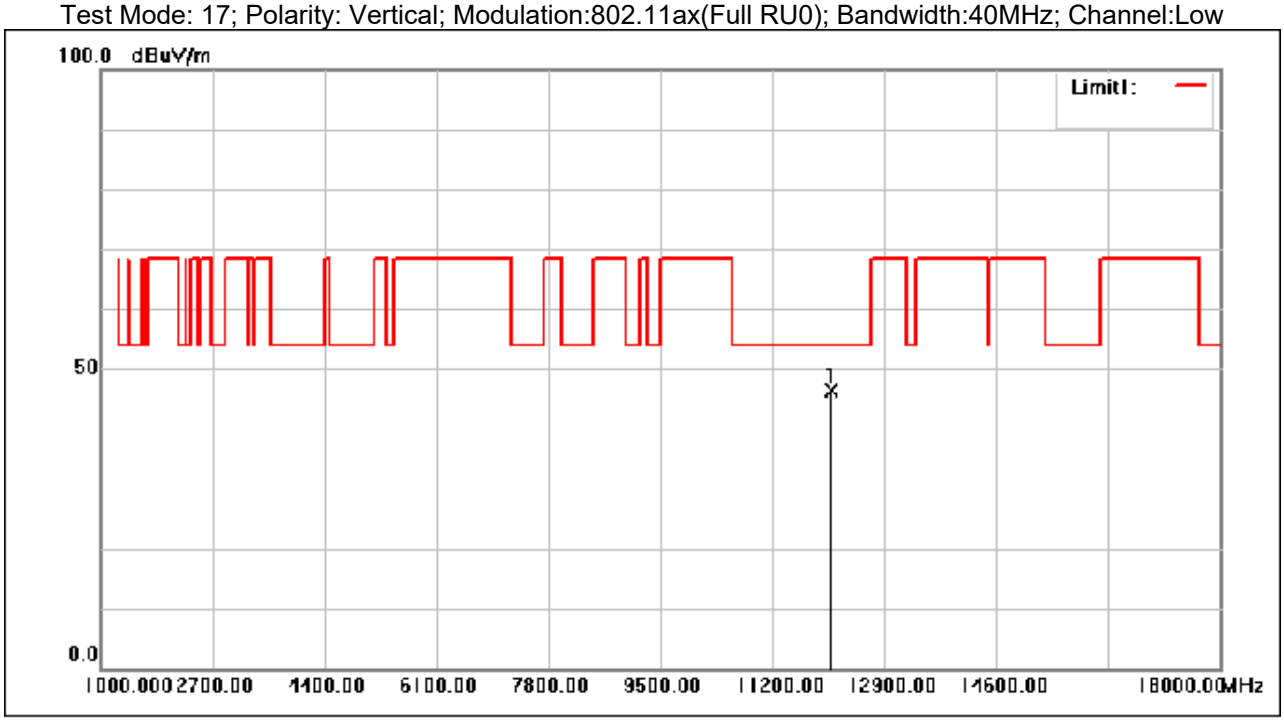

No.	Frequency (MHz)	Reading (dBuV)	Correction factor(dB/m)	Result (dBuV/m)	Limit (dBuV/m)	Margin (dB)	Remark
1	12089.070	43.81	2.51	46.32	54.00	-7.68	peak

Test Mode: 17; Polarity: Horizontal; Modulation:802.11ax(Full RU0); Bandwidth:40MHz; Channel:middle

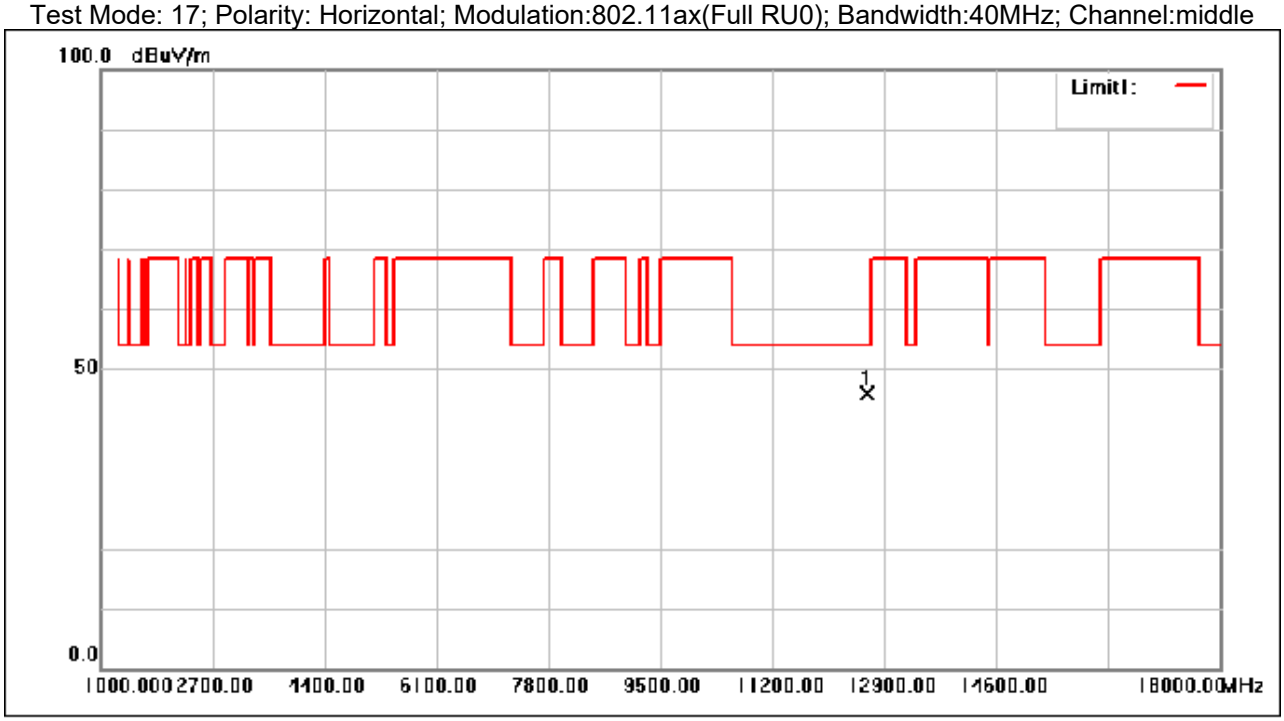

No.	Frequency (MHz)	Reading (dBuV)	Correction factor(dB/m)	Result (dBuV/m)	Limit (dBuV/m)	Margin (dB)	Remark
1	12648.720	43.22	2.56	45.78	54.00	-8.22	peak

Test Mode: 17; Polarity: Vertical; Modulation:802.11ax(Full RU0); Bandwidth:40MHz; Channel:middle

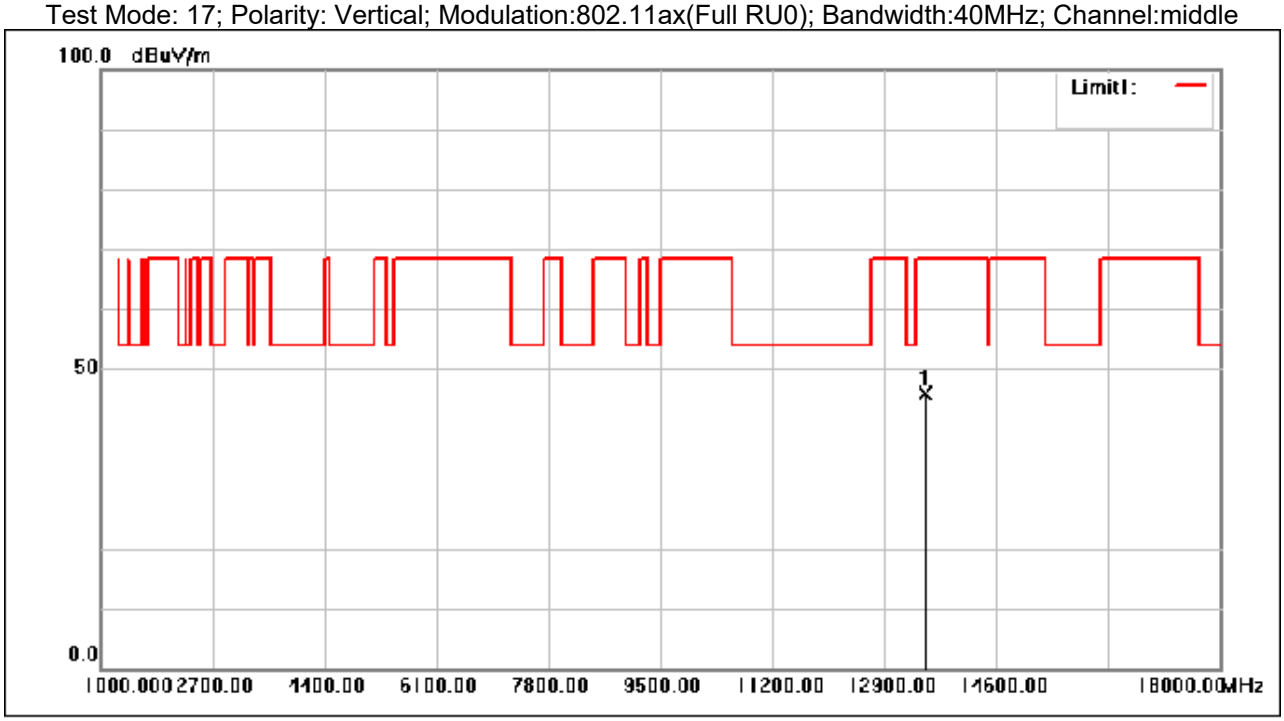

No.	Frequency (MHz)	Reading (dBuV)	Correction factor(dB/m)	Result (dBuV/m)	Limit (dBuV/m)	Margin (dB)	Remark
1	13530.840	43.18	2.59	45.77	68.30	-22.53	peak

Test Mode: 17; Polarity: Horizontal; Modulation:802.11ax(Full RU0); Bandwidth:40MHz; Channel:High

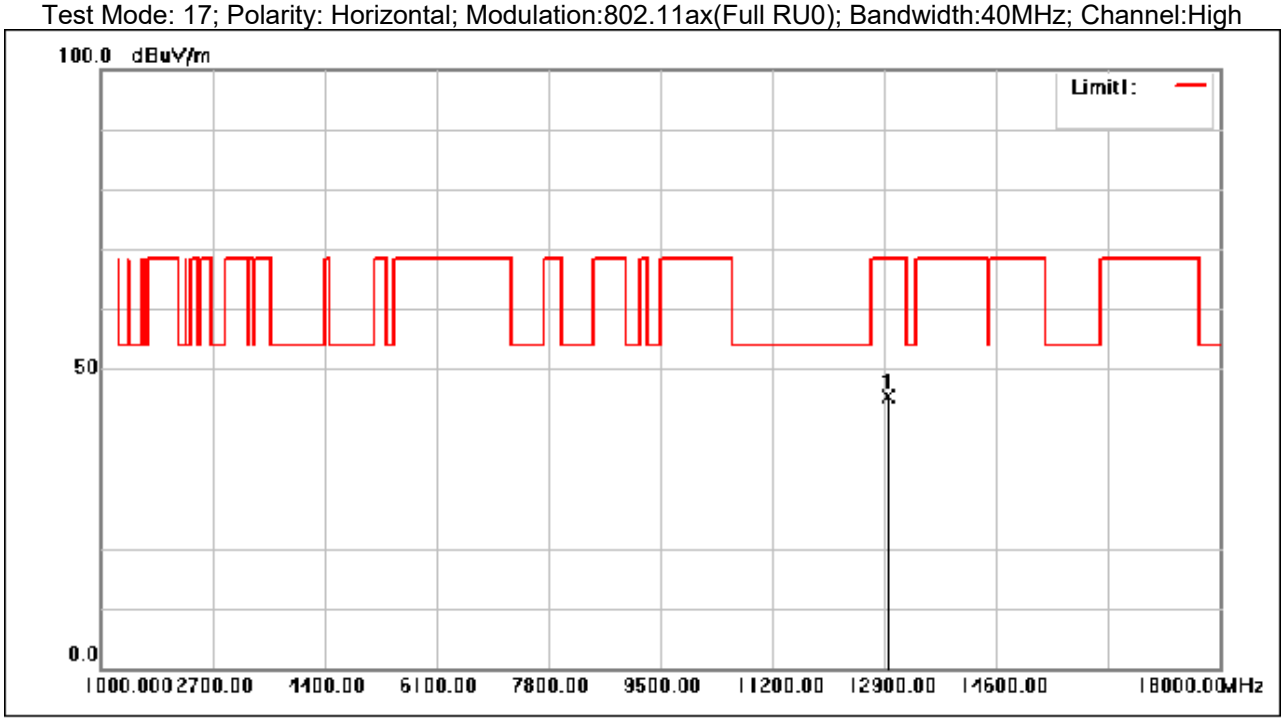

No.	Frequency (MHz)	Reading (dBuV)	Correction factor(dB/m)	Result (dBuV/m)	Limit (dBuV/m)	Margin (dB)	Remark
1	12962.330	41.79	3.64	45.43	68.30	-22.87	peak

Test Mode: 17; Polarity: Vertical; Modulation:802.11ax(Full RU0); Bandwidth:40MHz; Channel:High

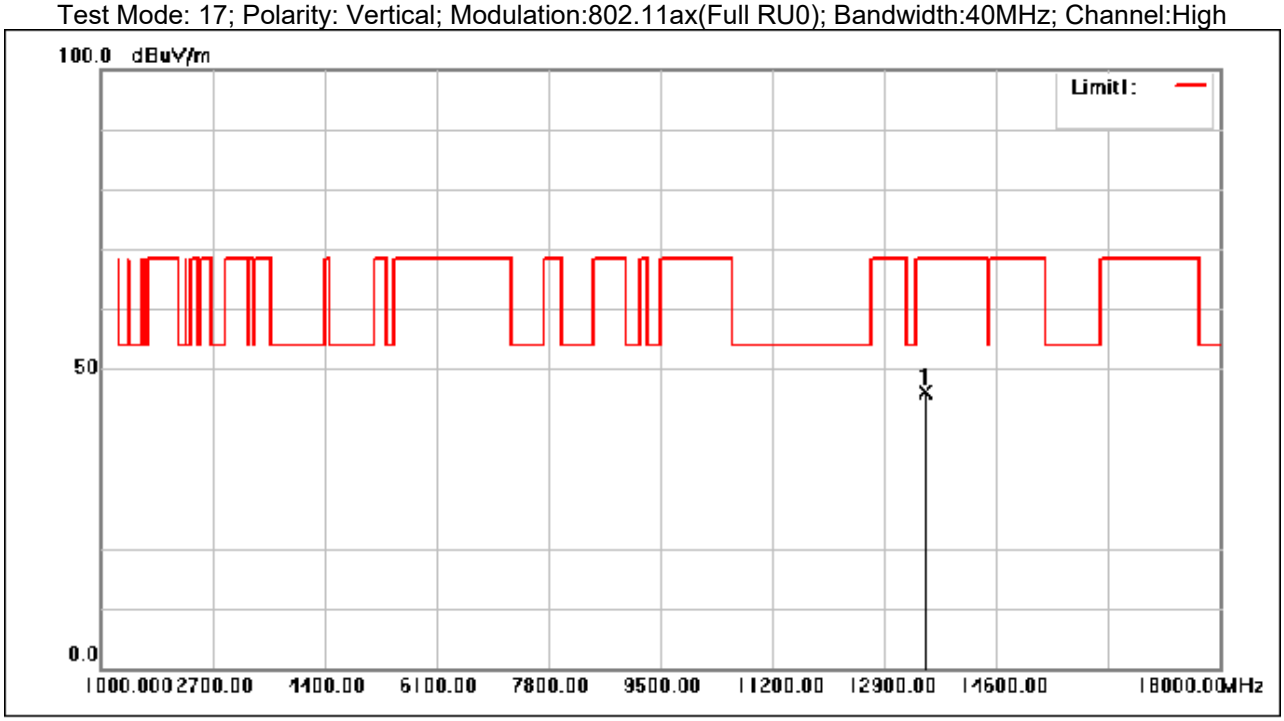

No.	Frequency (MHz)	Reading (dBuV)	Correction factor(dB/m)	Result (dBuV/m)	Limit (dBuV/m)	Margin (dB)	Remark
1	13525.690	43.50	2.58	46.08	68.30	-22.22	peak

Test Mode: 17; Polarity: Horizontal; Modulation:802.11ax(Full RU0); Bandwidth:80MHz; Channel:Low

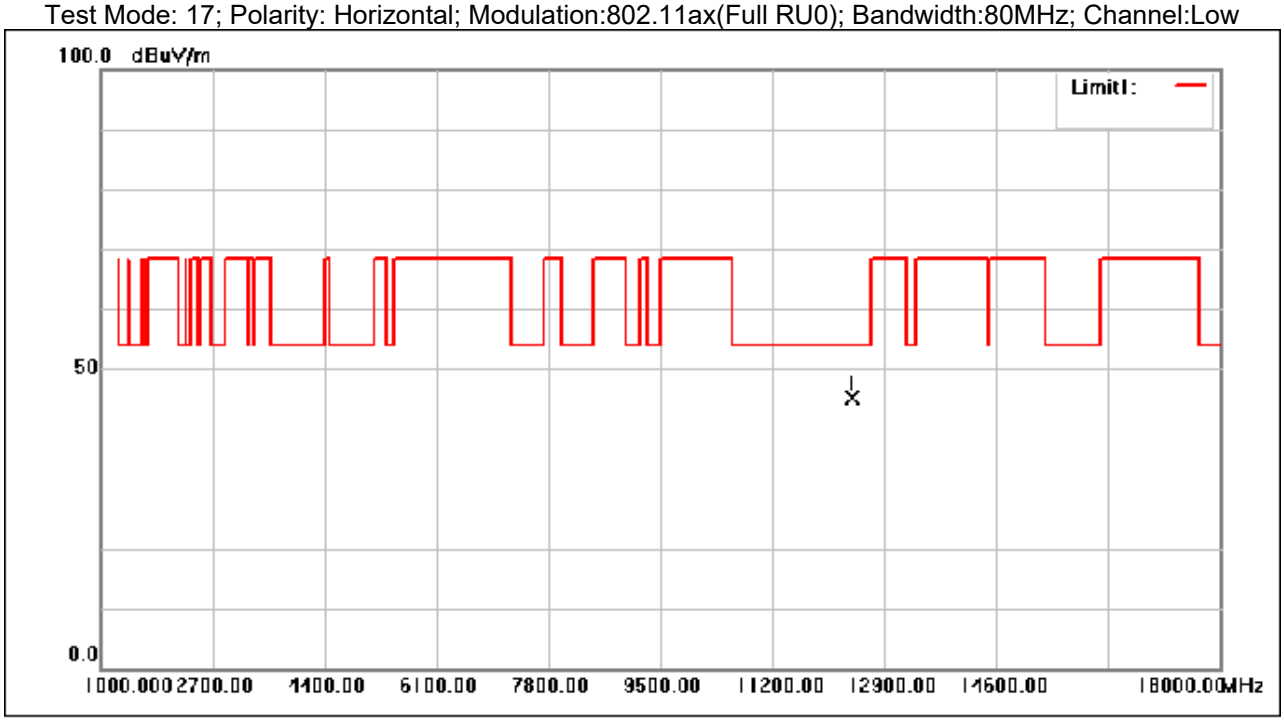

No.	Frequency (MHz)	Reading (dBuV)	Correction factor(dB/m)	Result (dBuV/m)	Limit (dBuV/m)	Margin (dB)	Remark
1	12407.630	42.92	2.16	45.08	54.00	-8.92	peak

Test Mode: 17; Polarity: Vertical; Modulation:802.11ax(Full RU0); Bandwidth:80MHz; Channel:Low

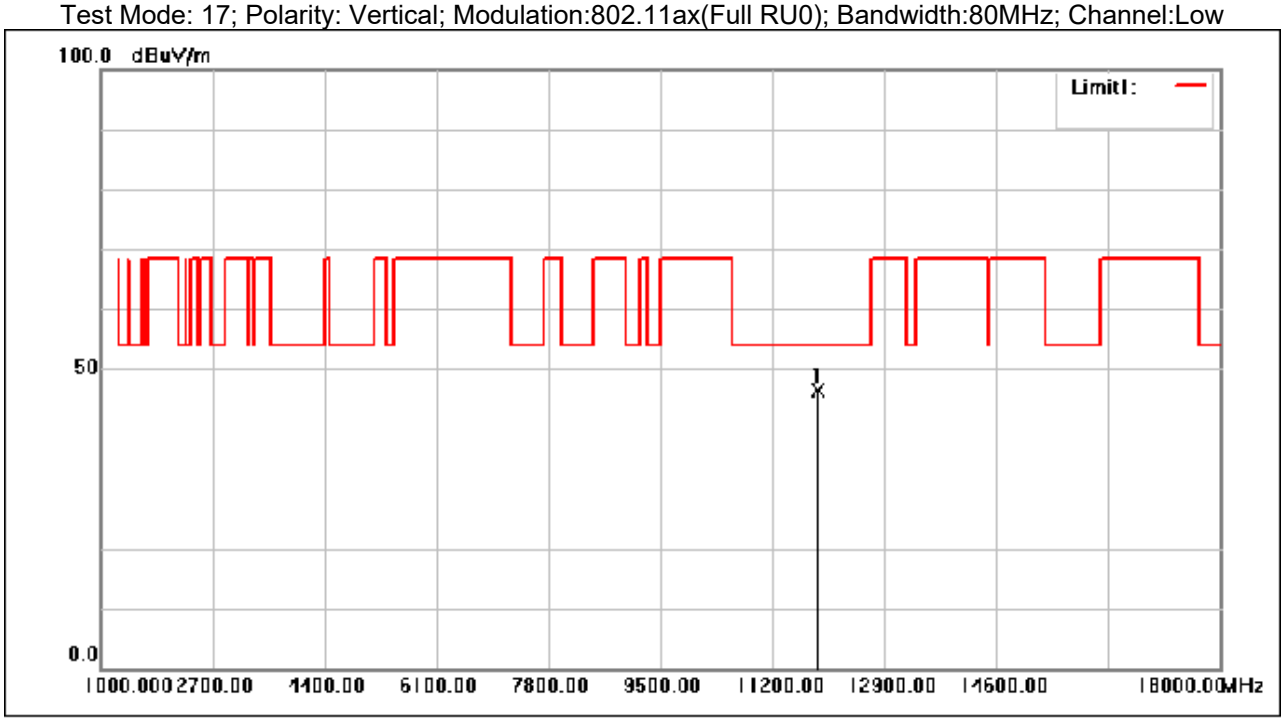

No.	Frequency (MHz)	Reading (dBuV)	Correction factor(dB/m)	Result (dBuV/m)	Limit (dBuV/m)	Margin (dB)	Remark
1	11899.810	44.11	2.28	46.39	54.00	-7.61	peak

Test Mode: 17; Polarity: Horizontal; Modulation:802.11ax(Full RU0); Bandwidth:80MHz; Channel:High

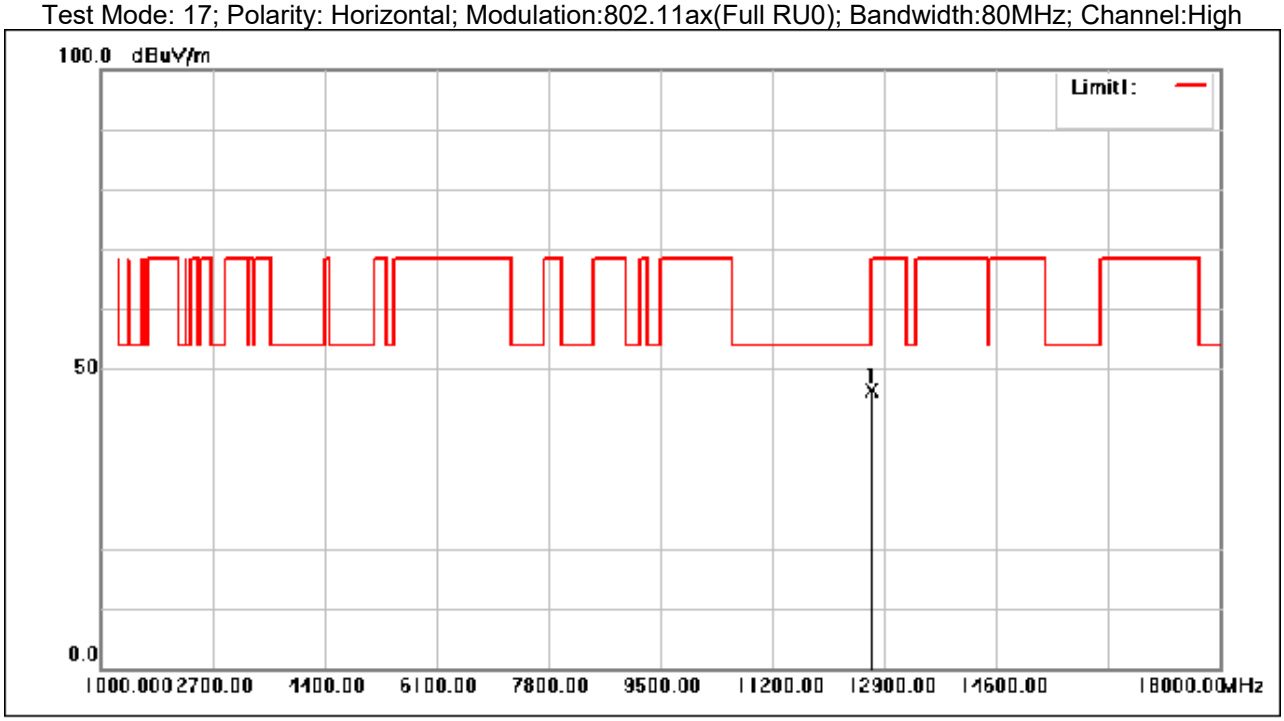

No.	Frequency (MHz)	Reading (dBuV)	Correction factor(dB/m)	Result (dBuV/m)	Limit (dBuV/m)	Margin (dB)	Remark
1	12718.640	43.45	2.81	46.26	68.30	-22.04	peak

Test Mode: 17; Polarity: Vertical; Modulation:802.11ax(Full RU0); Bandwidth:80MHz; Channel:High

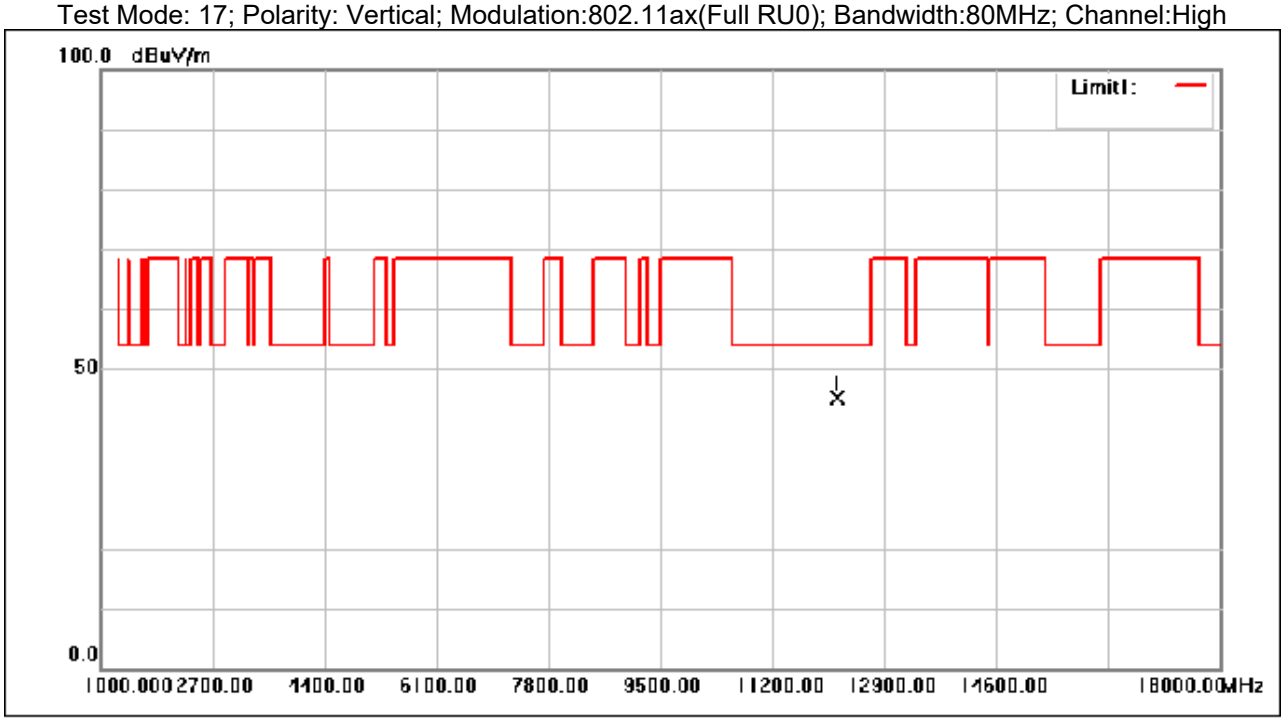

No.	Frequency (MHz)	Reading (dBuV)	Correction factor(dB/m)	Result (dBuV/m)	Limit (dBuV/m)	Margin (dB)	Remark
1	12186.630	42.72	2.41	45.13	54.00	-8.87	peak

Test Mode: 17; Polarity: Horizontal; Modulation:802.11ax(Full RU0); Bandwidth:160MHz; Channel:Middle

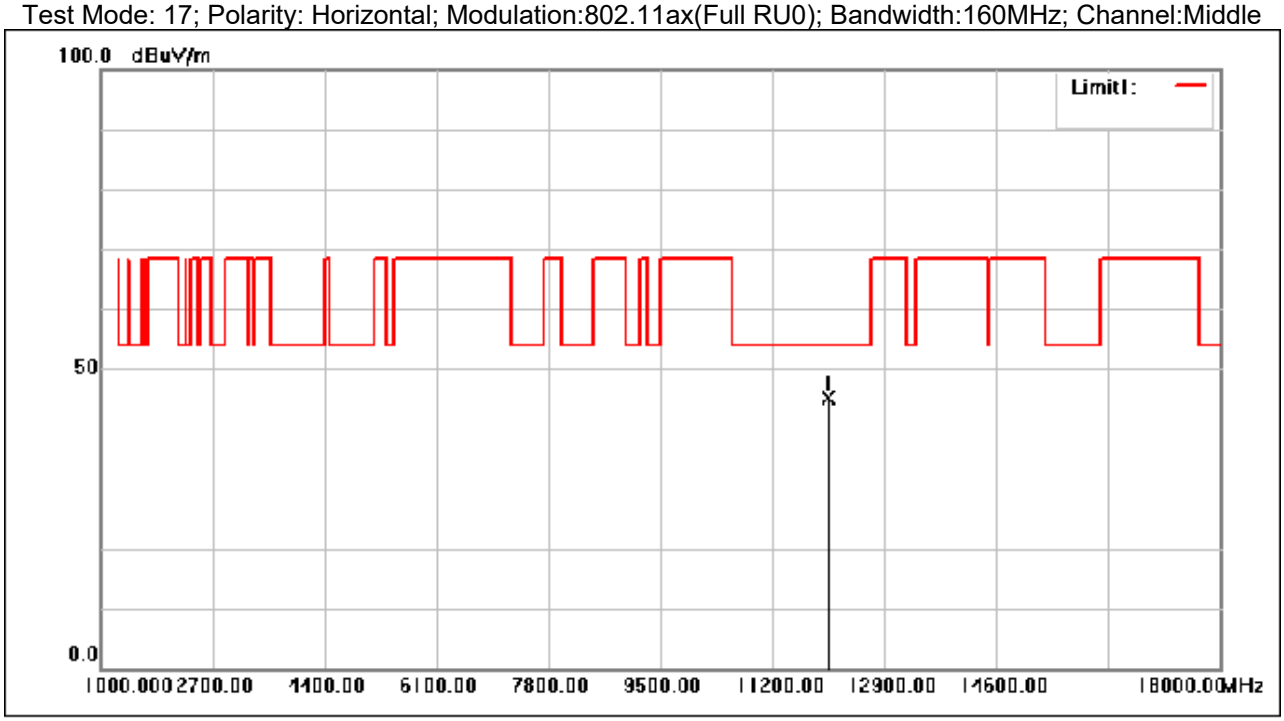

No.	Frequency (MHz)	Reading (dBuV)	Correction factor(dB/m)	Result (dBuV/m)	Limit (dBuV/m)	Margin (dB)	Remark
1	12053.860	42.68	2.55	45.23	54.00	-8.77	peak

Test Mode: 17; Polarity: Vertical; Modulation:802.11ax(Full RU0); Bandwidth:160MHz; Channel:Middle

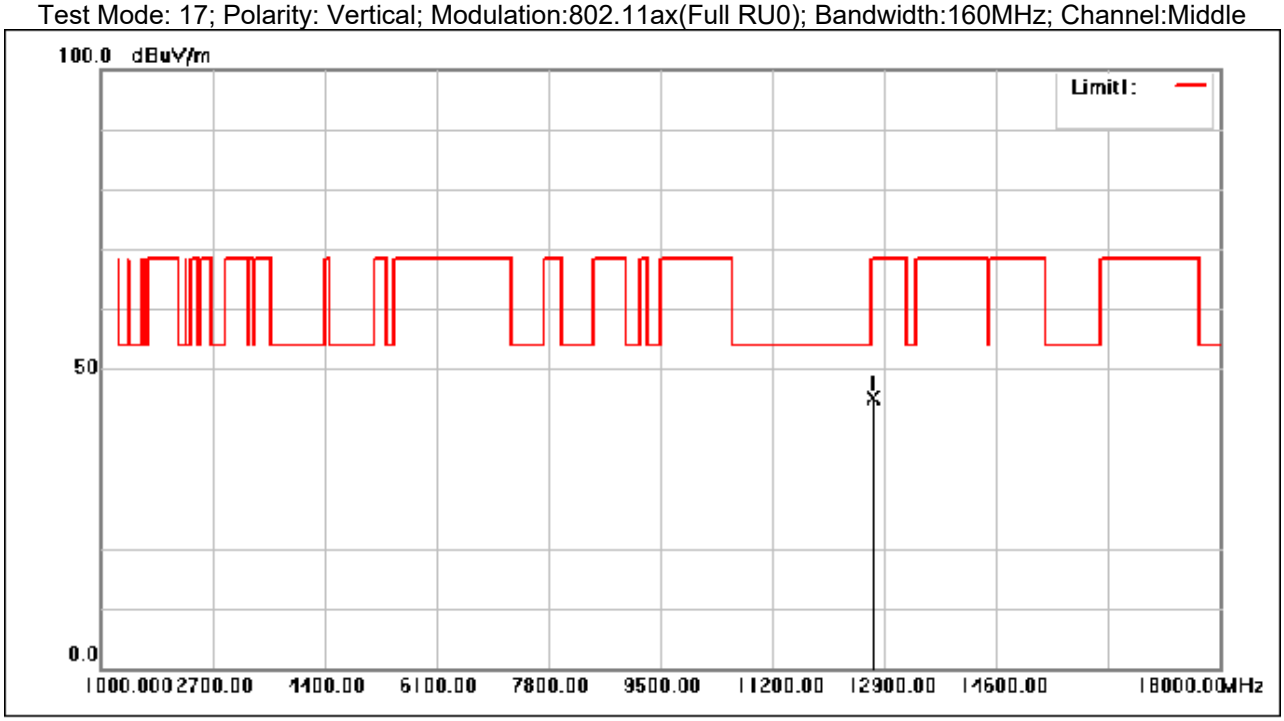

No.	Frequency (MHz)	Reading (dBuV)	Correction factor(dB/m)	Result (dBuV/m)	Limit (dBuV/m)	Margin (dB)	Remark
1	12719.260	42.32	2.81	45.13	68.30	-23.17	peak

Test Mode: 18; Polarity: Horizontal; Modulation:802.11ax(Full RU0); Bandwidth:40MHz; Channel:Low

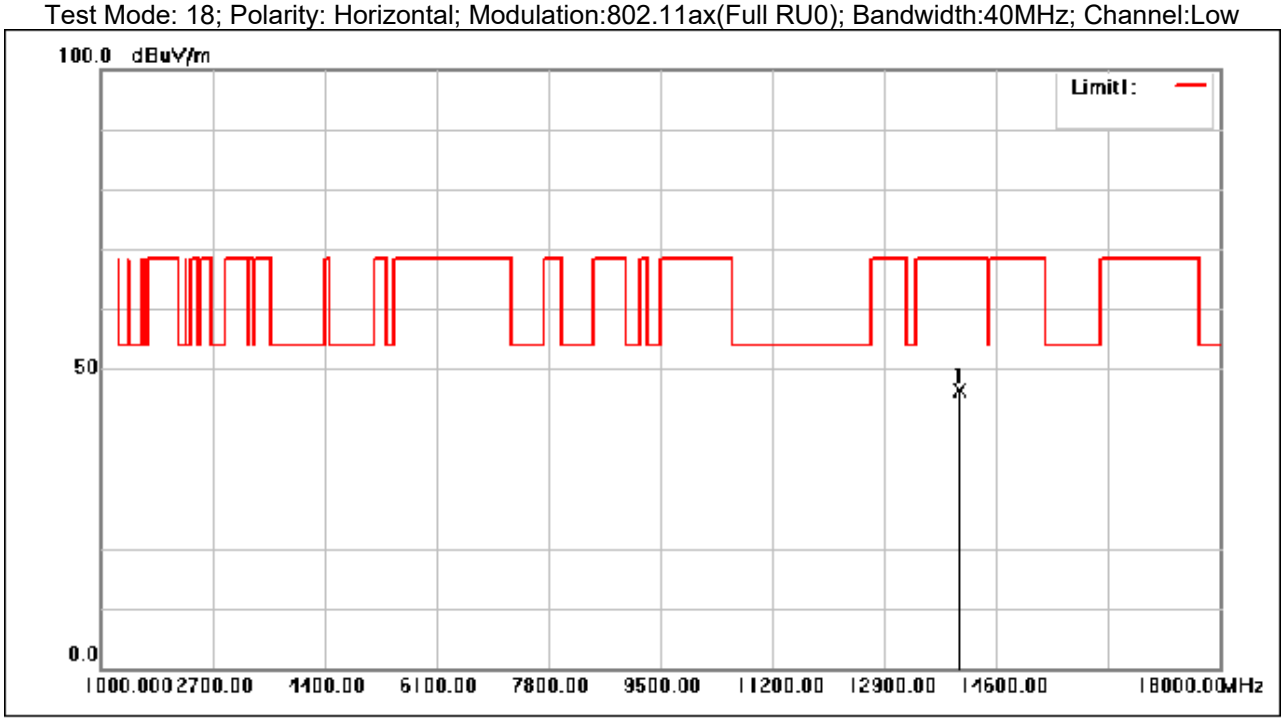

No.	Frequency (MHz)	Reading (dBuV)	Correction factor(dB/m)	Result (dBuV/m)	Limit (dBuV/m)	Margin (dB)	Remark
1	14035.130	42.41	4.00	46.41	68.30	-21.89	peak

Test Mode: 18; Polarity: Vertical; Modulation:802.11ax(Full RU0); Bandwidth:40MHz; Channel:Low

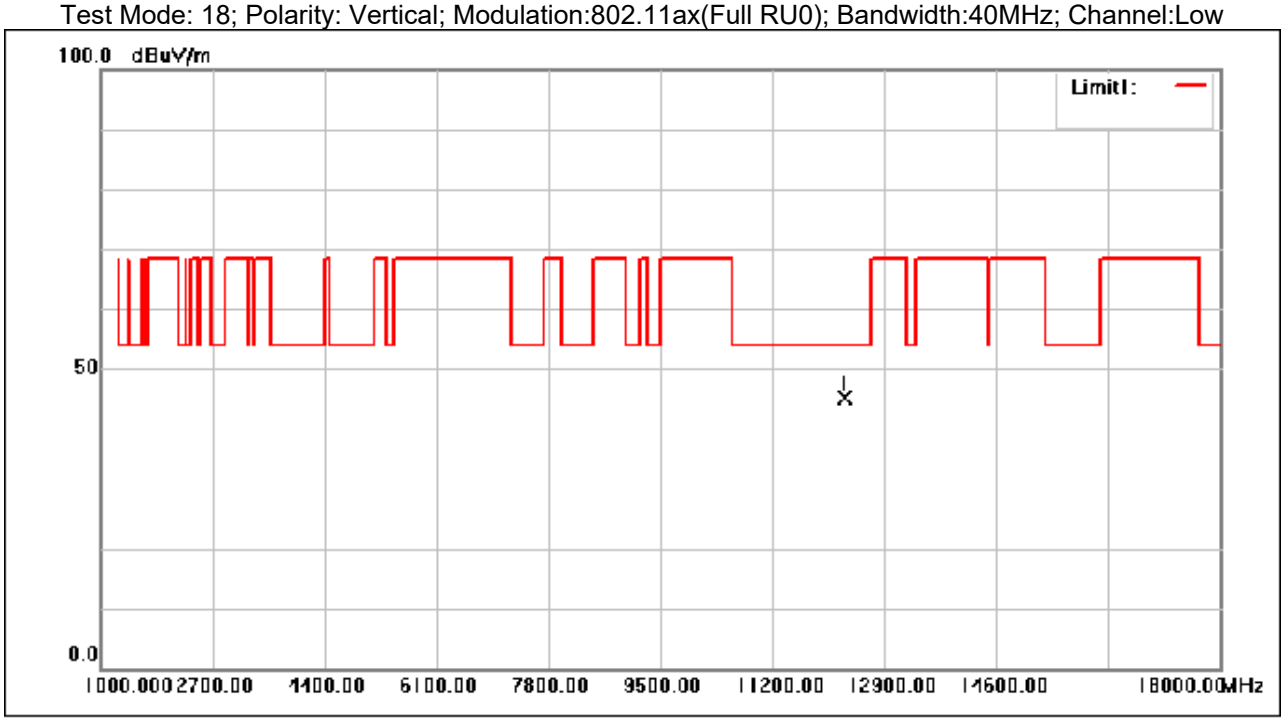

No.	Frequency (MHz)	Reading (dBuV)	Correction factor(dB/m)	Result (dBuV/m)	Limit (dBuV/m)	Margin (dB)	Remark
1	12296.520	42.96	2.29	45.25	54.00	-8.75	peak

Test Mode: 18; Polarity: Horizontal; Modulation:802.11ax(Full RU0); Bandwidth:80MHz; Channel:Low

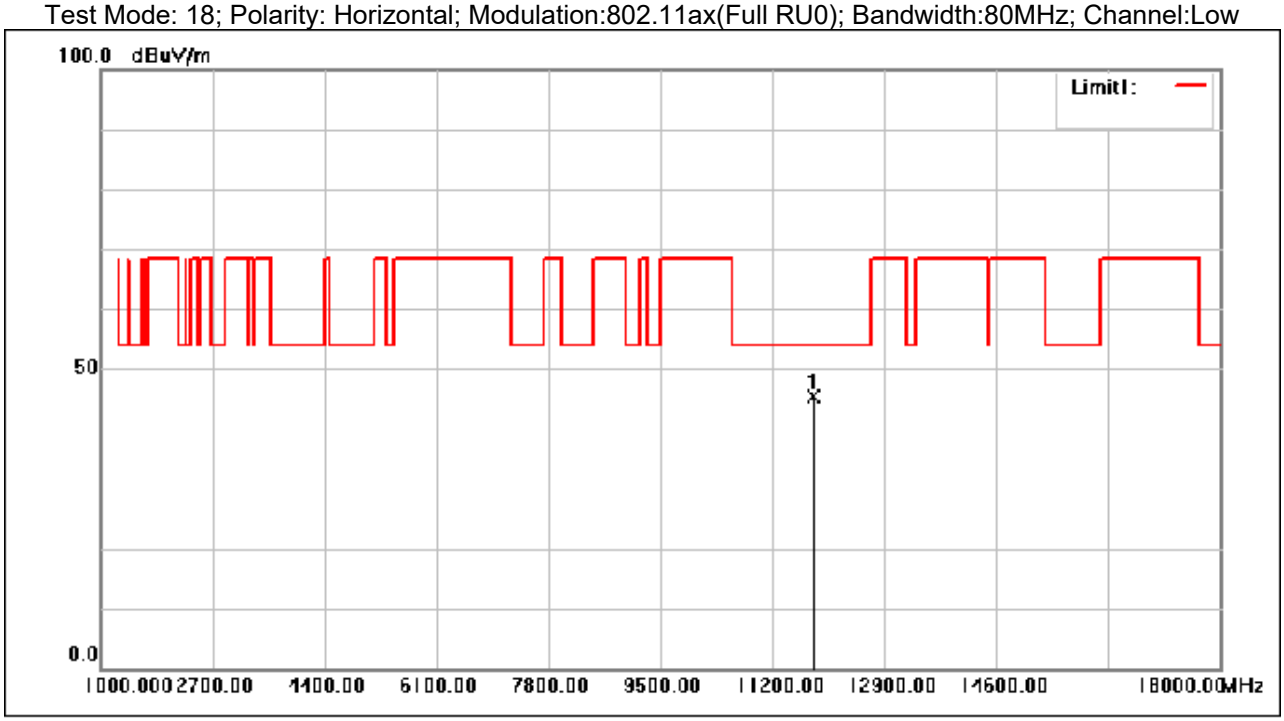

No.	Frequency (MHz)	Reading (dBuV)	Correction factor(dB/m)	Result (dBuV/m)	Limit (dBuV/m)	Margin (dB)	Remark
1	11831.490	43.22	2.05	45.27	54.00	-8.73	peak

Test Mode: 18; Polarity: Vertical; Modulation:802.11ax(Full RU0); Bandwidth:80MHz; Channel:Low

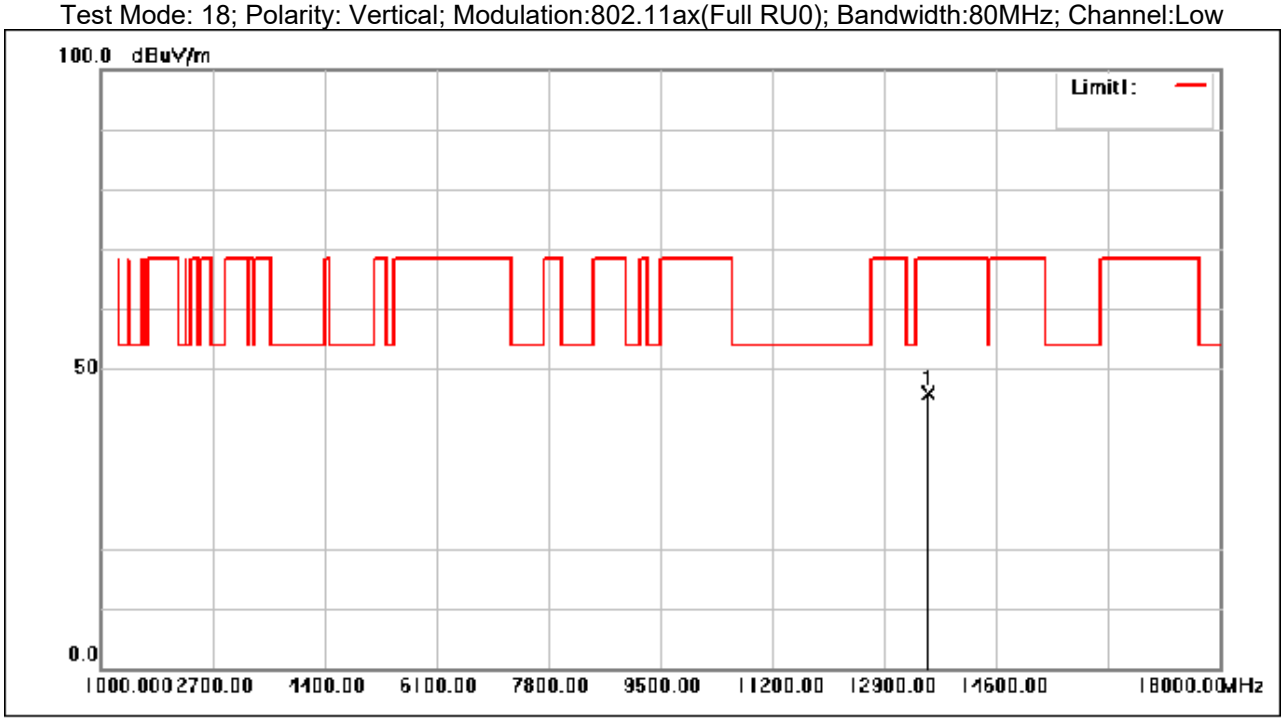

No.	Frequency (MHz)	Reading (dBuV)	Correction factor(dB/m)	Result (dBuV/m)	Limit (dBuV/m)	Margin (dB)	Remark
1	13564.230	43.16	2.69	45.85	68.30	-22.45	peak

Test Mode: 18; Polarity: Horizontal; Modulation:802.11ax(Full RU0); Bandwidth:160MHz; Channel: Low

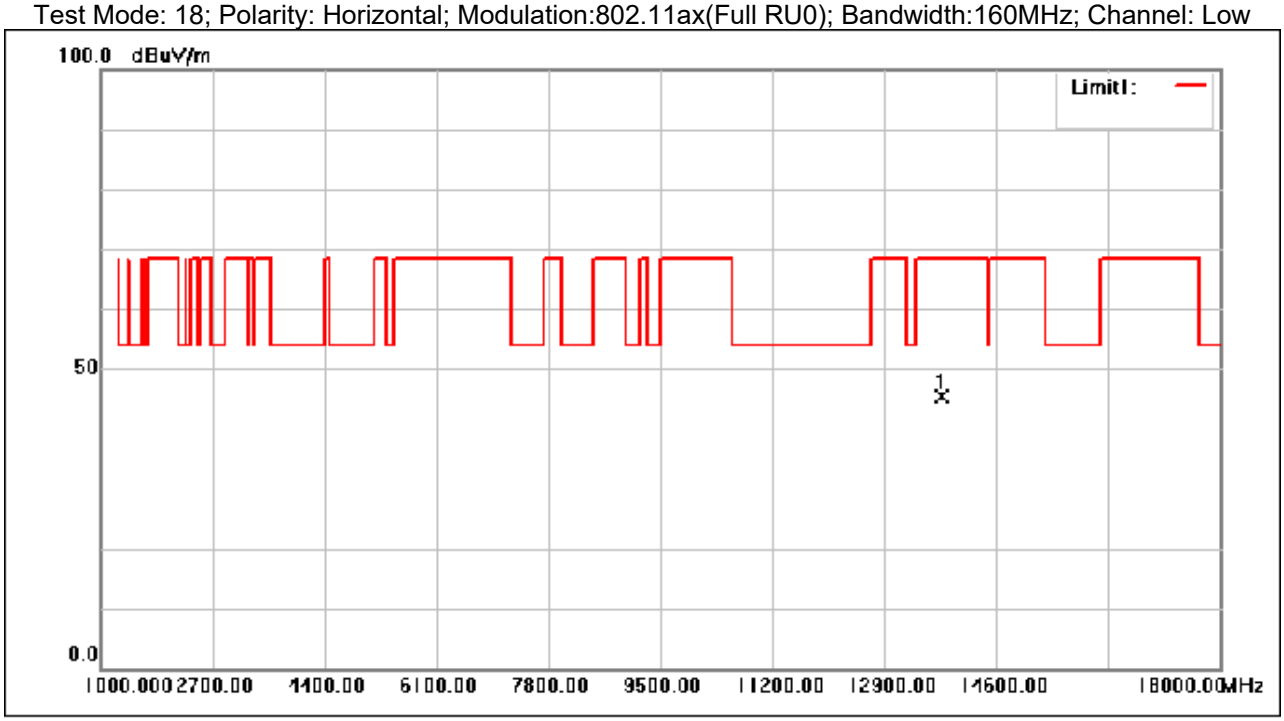

No.	Frequency (MHz)	Reading (dBuV)	Correction factor(dB/m)	Result (dBuV/m)	Limit (dBuV/m)	Margin (dB)	Remark
1	13761.550	42.16	3.23	45.39	68.30	-22.91	peak

Test Mode: 18; Polarity: Vertical; Modulation:802.11ax(Full RU0); Bandwidth:160MHz; Channel:Low

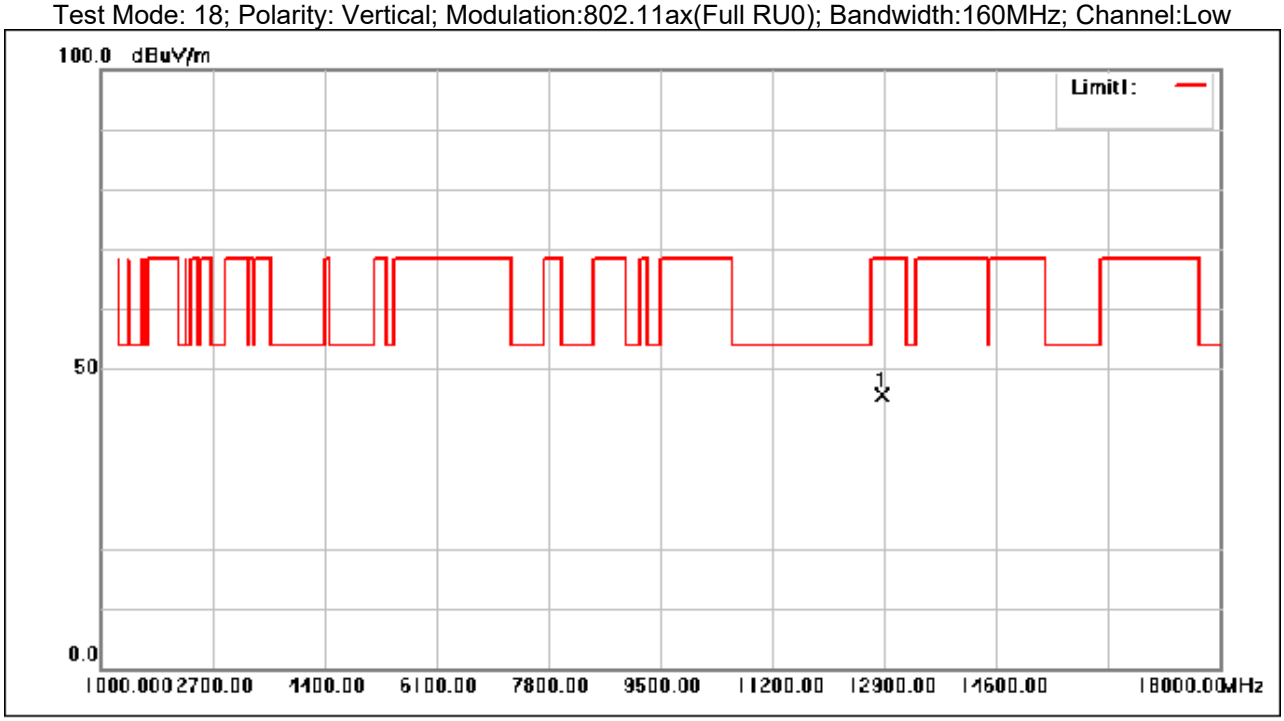

No.	Frequency (MHz)	Reading (dBuV)	Correction factor(dB/m)	Result (dBuV/m)	Limit (dBuV/m)	Margin (dB)	Remark
1	12866.470	42.30	3.31	45.61	68.30	-22.69	peak

Test Mode: 19; Polarity: Horizontal; Modulation:802.11ax(Full RU0); Bandwidth:20MHz; Channel:Low

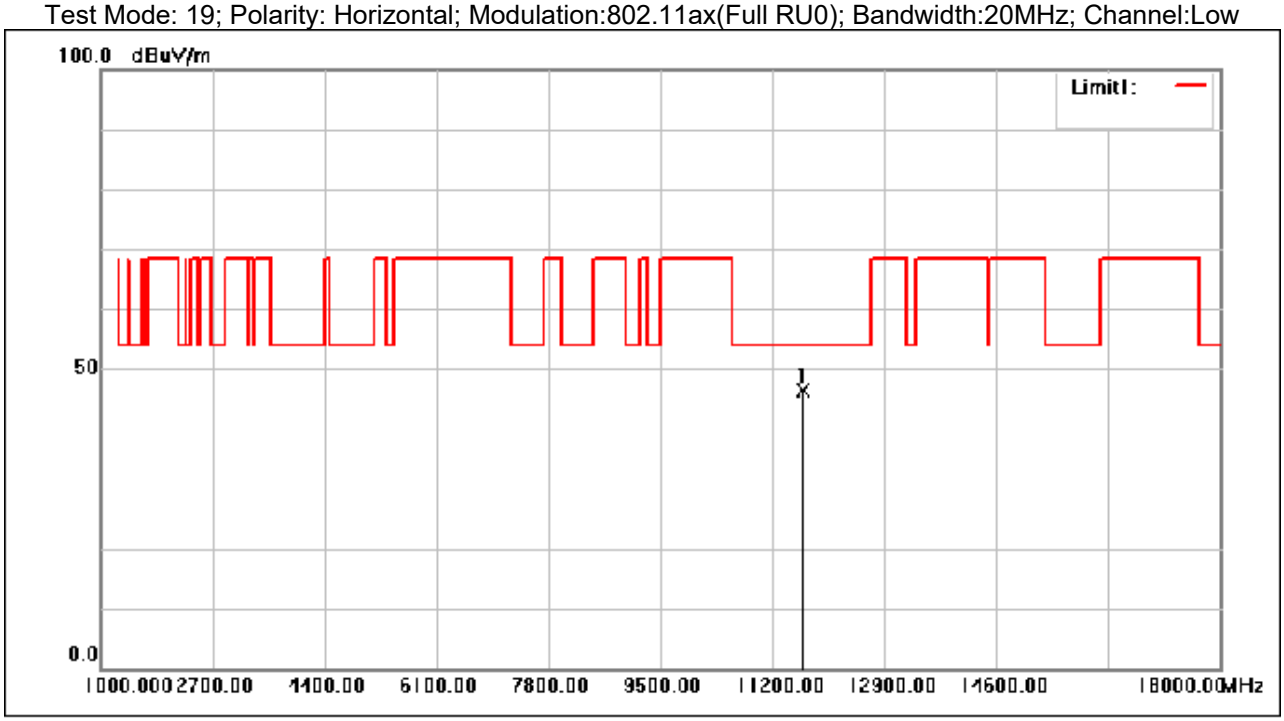

No.	Frequency (MHz)	Reading (dBuV)	Correction factor(dB/m)	Result (dBuV/m)	Limit (dBuV/m)	Margin (dB)	Remark
1	11662.640	44.84	1.49	46.33	54.00	-7.67	peak

Test Mode: 19; Polarity: Vertical; Modulation:802.11ax(Full RU0); Bandwidth:20MHz; Channel:Low

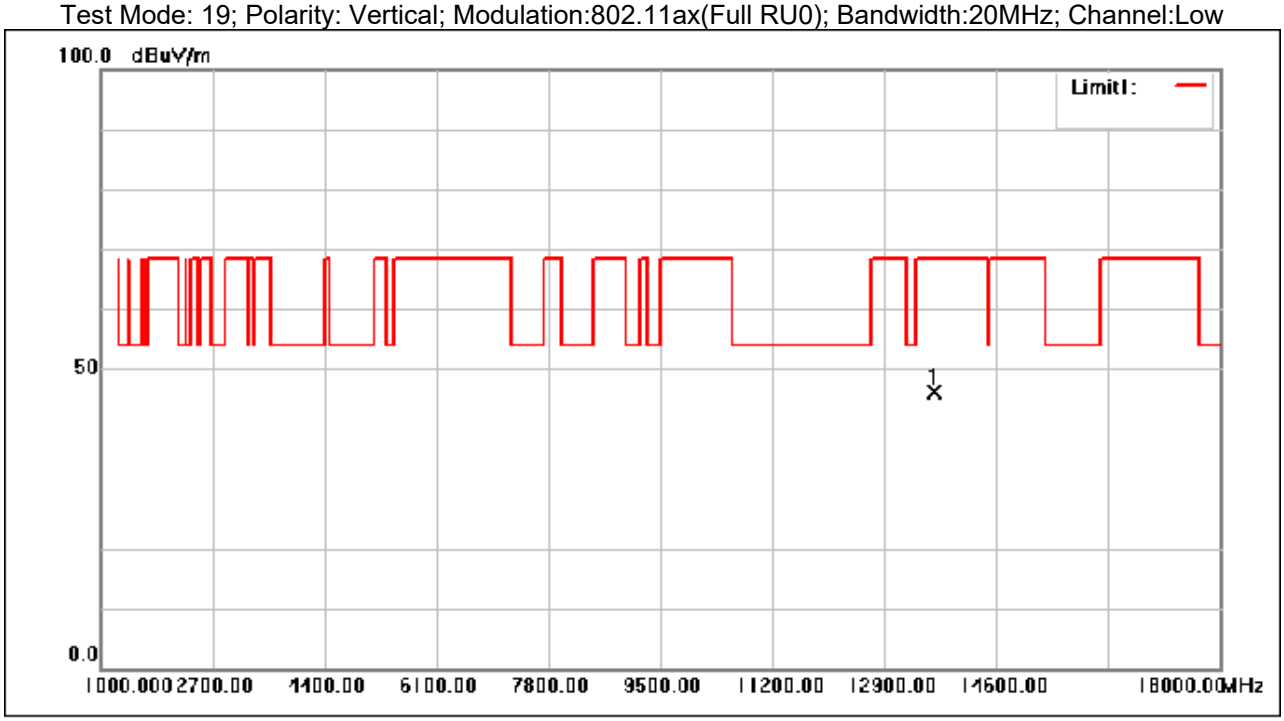

No.	Frequency (MHz)	Reading (dBuV)	Correction factor(dB/m)	Result (dBuV/m)	Limit (dBuV/m)	Margin (dB)	Remark
1	13656.680	43.24	2.95	46.19	68.30	-22.11	peak

Test Mode: 19; Polarity: Horizontal; Modulation:802.11ax(Full RU0); Bandwidth:40MHz; Channel:Low

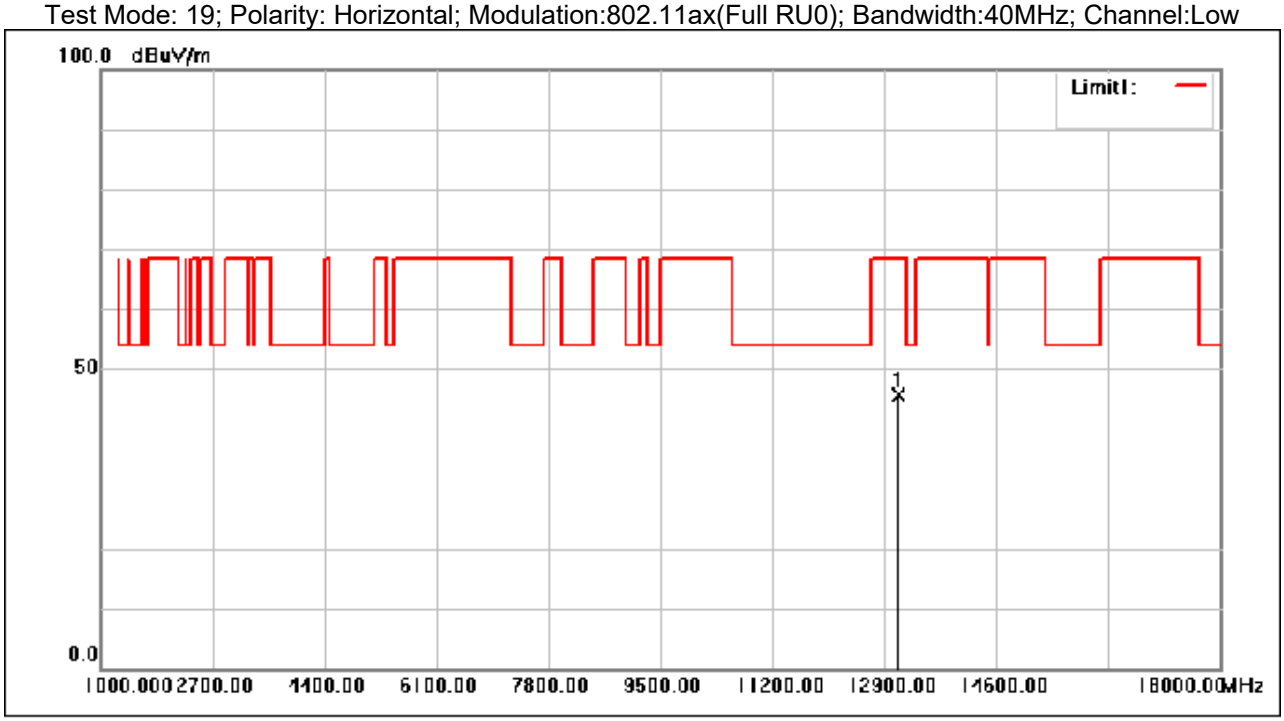

No.	Frequency (MHz)	Reading (dBuV)	Correction factor(dB/m)	Result (dBuV/m)	Limit (dBuV/m)	Margin (dB)	Remark
1	13109.560	42.23	3.49	45.72	68.30	-22.58	peak

Test Mode: 19; Polarity: Vertical; Modulation:802.11ax(Full RU0); Bandwidth:40MHz; Channel:Low

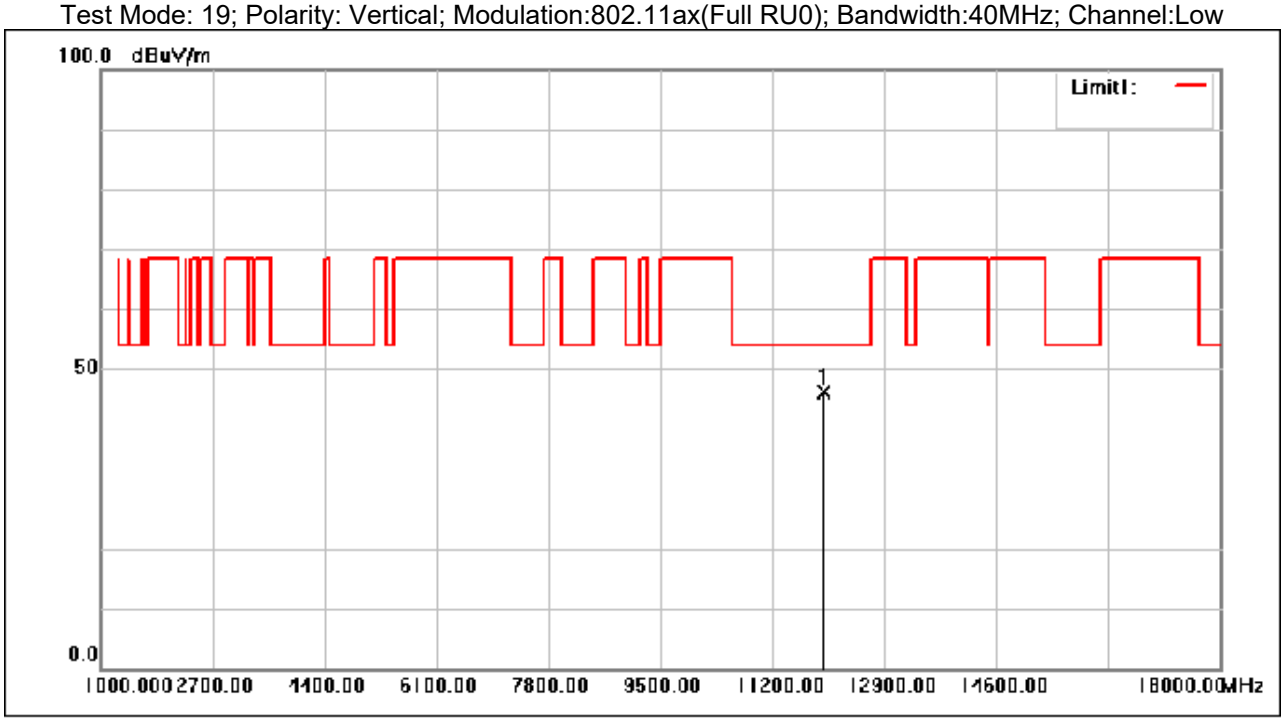

No.	Frequency (MHz)	Reading (dBuV)	Correction factor(dB/m)	Result (dBuV/m)	Limit (dBuV/m)	Margin (dB)	Remark
1	11990.160	43.46	2.58	46.04	54.00	-7.96	peak

Test Mode: 19; Polarity: Horizontal; Modulation:802.11ax(Full RU0); Bandwidth:80MHz; Channel:Low

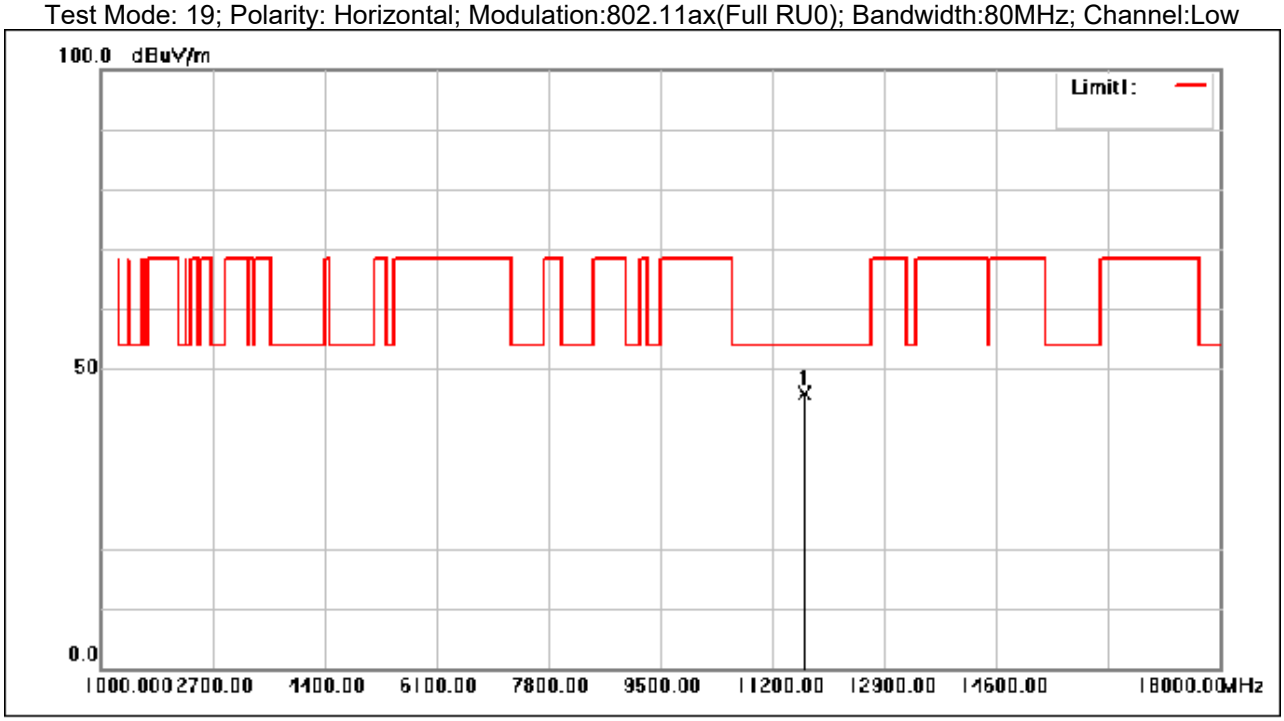

No.	Frequency (MHz)	Reading (dBuV)	Correction factor(dB/m)	Result (dBuV/m)	Limit (dBuV/m)	Margin (dB)	Remark
1	11676.230	44.28	1.54	45.82	54.00	-8.18	peak

Test Mode: 19; Polarity: Vertical; Modulation:802.11ax(Full RU0); Bandwidth:80MHz; Channel:Low

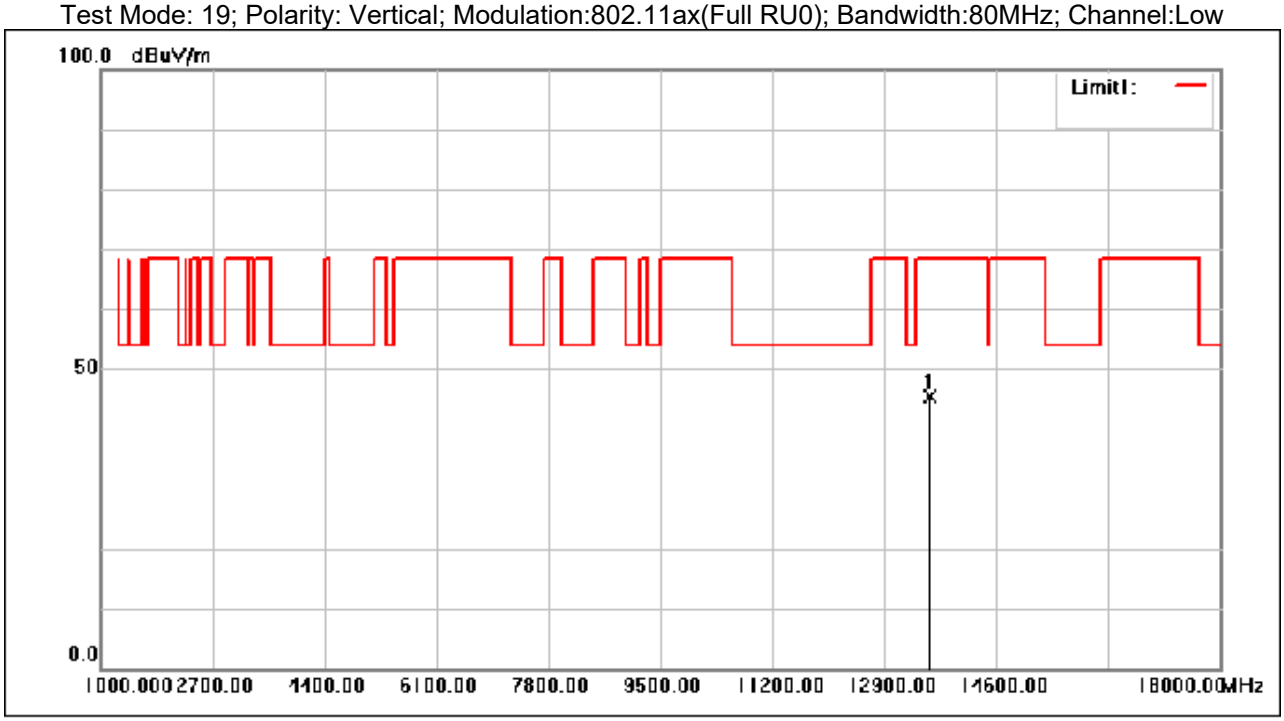

No.	Frequency (MHz)	Reading (dBuV)	Correction factor(dB/m)	Result (dBuV/m)	Limit (dBuV/m)	Margin (dB)	Remark
1	13587.720	42.69	2.75	45.44	68.30	-22.86	peak

Test Mode: 19; Polarity: Horizontal; Modulation:802.11ax(Full RU0); Bandwidth:160MHz; Channel: Low

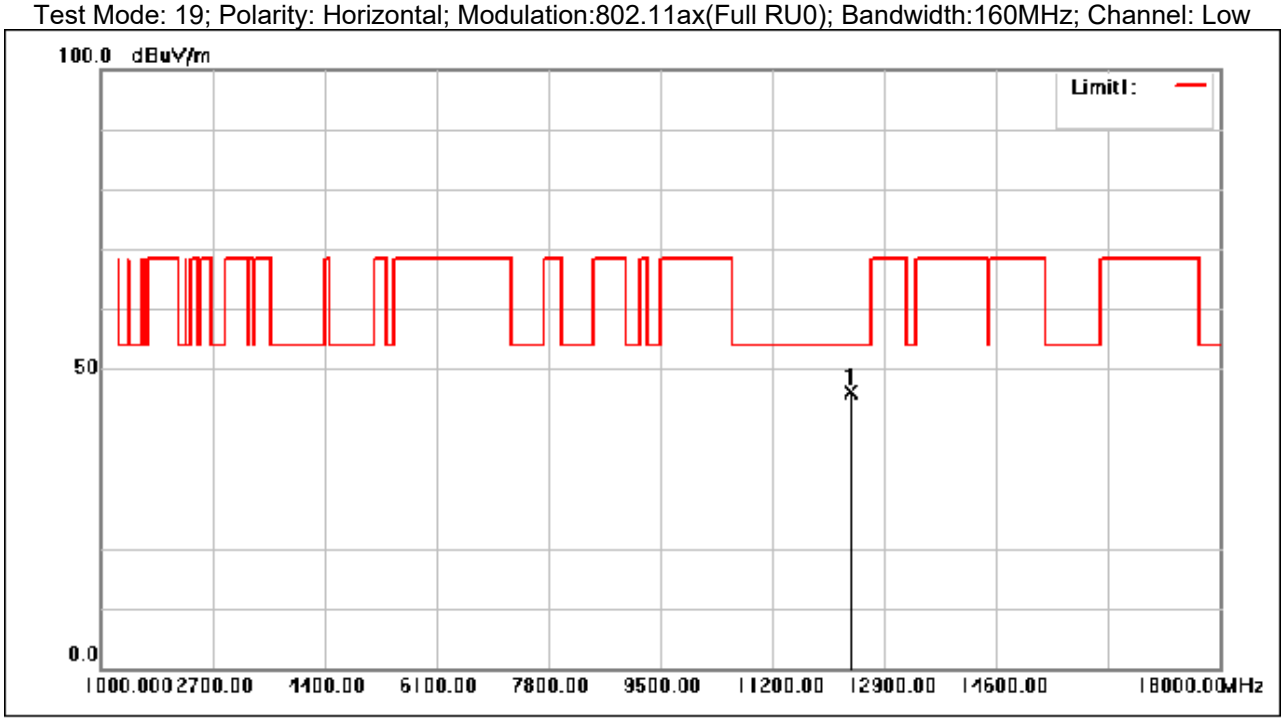

No.	Frequency (MHz)	Reading (dBuV)	Correction factor(dB/m)	Result (dBuV/m)	Limit (dBuV/m)	Margin (dB)	Remark
1	12397.850	43.85	2.17	46.02	54.00	-7.98	peak

Test Mode: 19; Polarity: Vertical; Modulation:802.11ax(Full RU0); Bandwidth:160MHz; Channel: Low

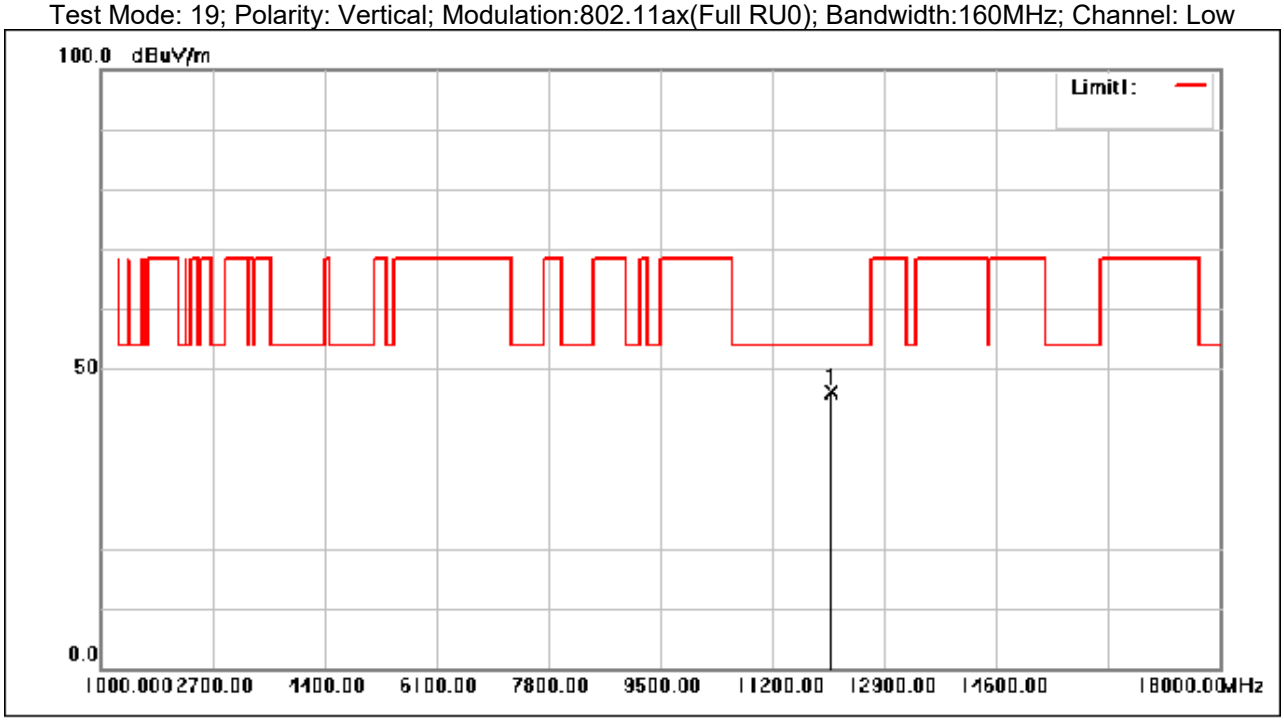

No.	Frequency (MHz)	Reading (dBuV)	Correction factor(dB/m)	Result (dBuV/m)	Limit (dBuV/m)	Margin (dB)	Remark
1	12090.730	43.71	2.51	46.22	54.00	-7.78	peak

9.11 Restricted bands around fundamental frequency

Test Requirement:	47 CFR Part 15 Section 15.407(b)		
Test Method:	ANSI C63.10: 2013 Section 11.12		
Test Site:	Measurement Distance: 3m (Semi-Anechoic Chamber)		
Limit:	Frequency	Limit (dBuV/m)	Remark
	30MHz-88MHz	40.0	Quasi-peak
	88MHz-216MHz	43.5	Quasi-peak
	216MHz-960MHz	46.0	Quasi-peak
	960MHz-1GHz	54.0	Quasi-peak
	Above 1GHz	54.0	Average Value
		74.0	Peak Value
Test Setup:	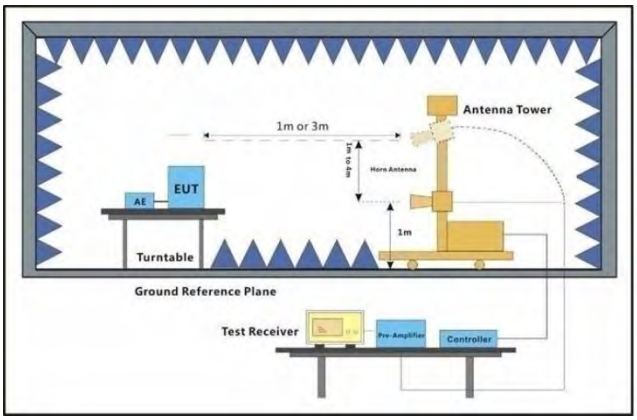		
Test Procedure:	a. The EUT was placed on the top of a rotating table 1.5 meters above the ground at a 3 meter semi-anechoic camber. The table was rotated 360 degrees to determine the position of the highest radiation. b. The EUT was set 3 meters away from the interference-receiving antenna, which was mounted on the top of a variable-height antenna tower. c. The antenna height is varied from one meter to four meters above the ground to determine the maximum value of the field strength. Both horizontal and vertical polarizations of the antenna are set to make the measurement. d. For each suspected emission, the EUT was arranged to its worst case and then the antenna was tuned to heights from 1 meter to 4 meters and the rotatable table was turned from 0 degrees to 360 degrees to find the maximum reading. e. The test-receiver system was set to Peak Detect Function and Specified Bandwidth with Maximum Hold Mode.		

	f. Place a marker at the end of the restricted band closest to the transmit frequency to show compliance. Also measure any emissions in the restricted bands. Save the spectrum analyzer plot. Repeat for each power and modulation for lowest and highest channel g. Test the EUT in the outermost channels. h. The radiation measurements are performed in X, Y, Z axis positioning for Transmitting mode,And found the X axis positioning which it is worse case. i. Repeat above procedures until all frequencies measured was complete. Remark： 1.Level= Read Level+ Cable Loss+ Antenna Factor- Preamp Factor 2. This test item was investigated while operating in SISO and MIMO mode, however, it was determined that SISO antenna 1 operation for a modulation and MiMO antenna operation for n/ac/ax modulation produced the worst emissions. So the emissions produced from other operation are not recorded in report.
Test Configuration:	Measurements Below 1000MHz • RBW = 120 kHz • VBW = 300 kHz • Detector = Quasi-peak • Trace mode = max hold Peak Measurements Above 1000 MHz • RBW = 1 MHz • VBW ≥ 3 MHz • Detector = Peak • Sweep time = auto • Trace mode = max hold Average Measurements Above 1000MHz • RBW = 1 MHz • VBW = 10Hz, when duty cycle is no less than 98 percent. • VBW ≥ 1/T, when duty cycle is less than 98 percent where Tis the minimum transmission duration over which the transmitter is on and is transmitting at its maximum power control level for the tested mode of operation.
Exploratory Test Mode:	Transmitting with all kind of modulations, data rates.
Final Test Mode:	Refer to section 2.7 for details.
Instruments Used:	Refer to section 4 for details
Test Results:	Pass

Test Mode: 14; Polarity: Horizontal; Modulation:802.11ax(Full RU0); Bandwidth:20MHz; Channel:Low

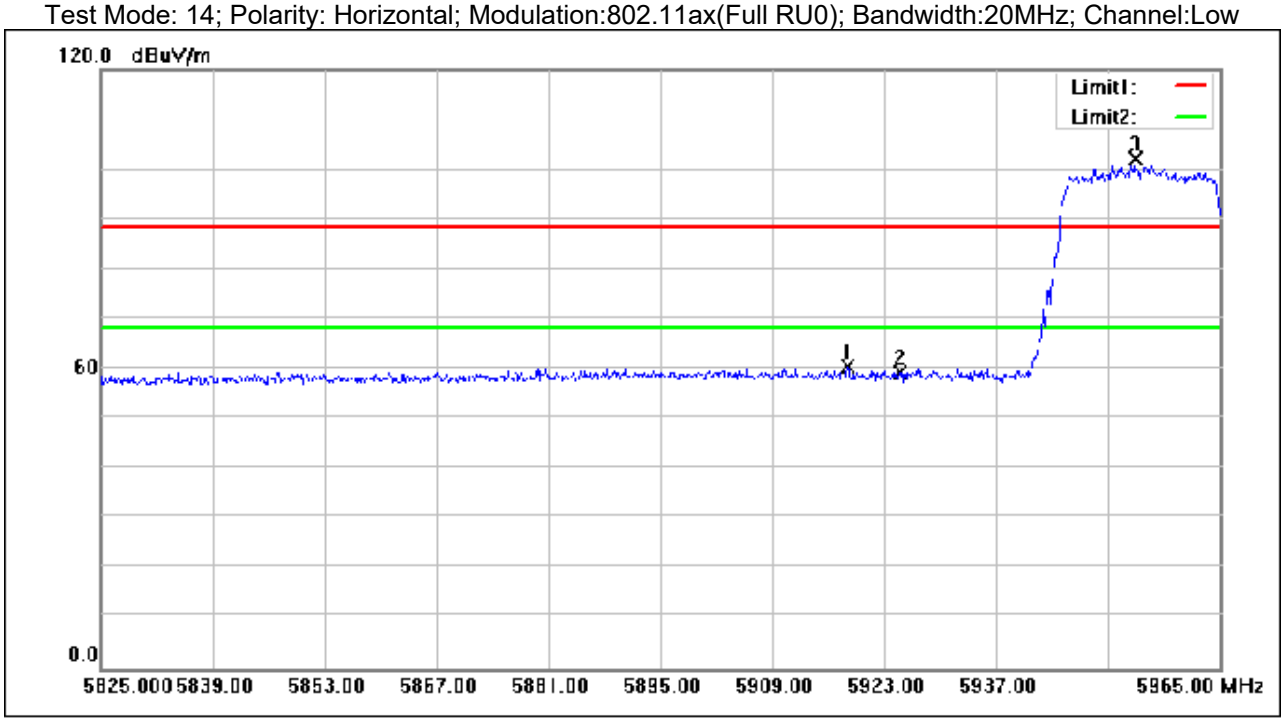

No.	Frequency (MHz)	Reading (dBuV/m)	Correction factor(dB)	Result (dBuV/m)	Limit (dBuV/m)	Margin (dB)	Remark
1	5918.380	76.57	-16.12	60.45	88.30	-27.85	peak
2	5925.000	75.48	-16.09	59.39	88.30	-28.91	peak
3	5954.360	118.08	-15.97	102.11	88.30	13.81	peak

Test Mode: 14; Polarity: Vertical; Modulation:802.11ax(Full RU0); Bandwidth:20MHz; Channel:Low

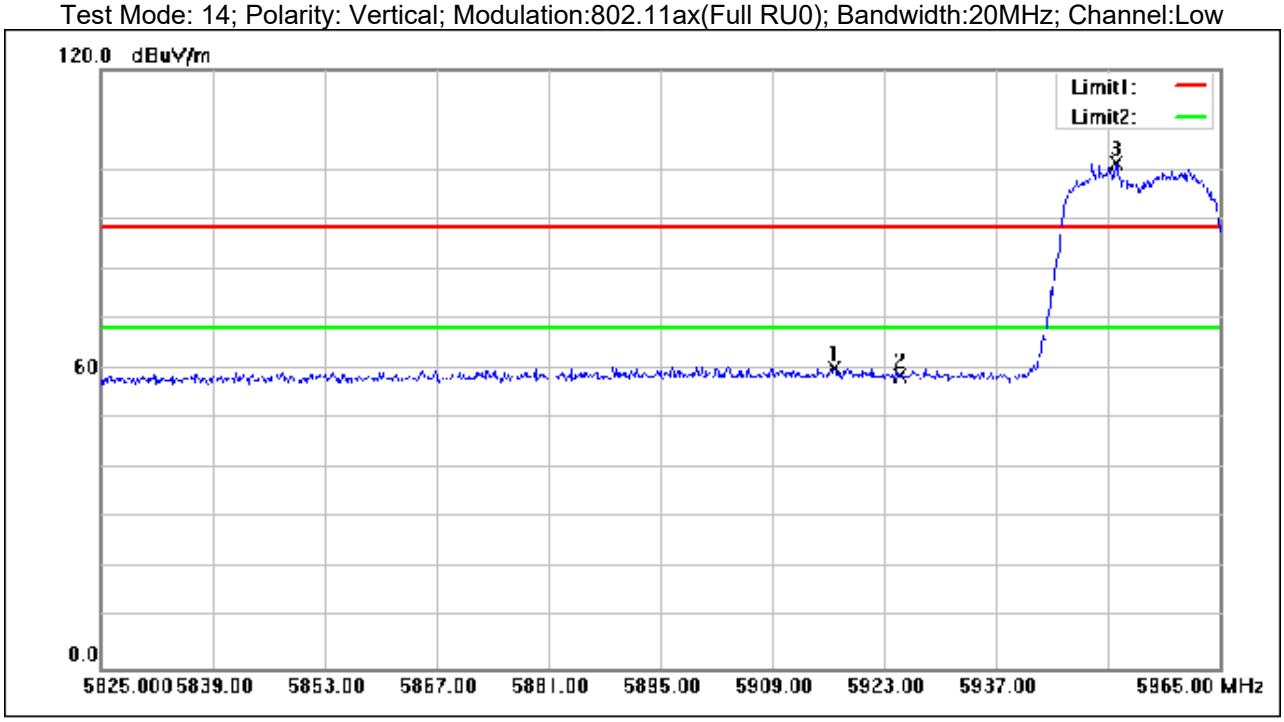

No.	Frequency (MHz)	Reading (dBuV/m)	Correction factor(dB)	Result (dBuV/m)	Limit (dBuV/m)	Margin (dB)	Remark
1	5916.700	76.41	-16.12	60.29	88.30	-28.01	peak
2	5925.000	74.72	-16.09	58.63	88.30	-29.67	peak
3	5951.980	117.14	-15.98	101.16	88.30	12.86	peak

Test Mode: 14; Polarity: Horizontal; Modulation:802.11ax(Full RU0); Bandwidth:40MHz; Channel:Low

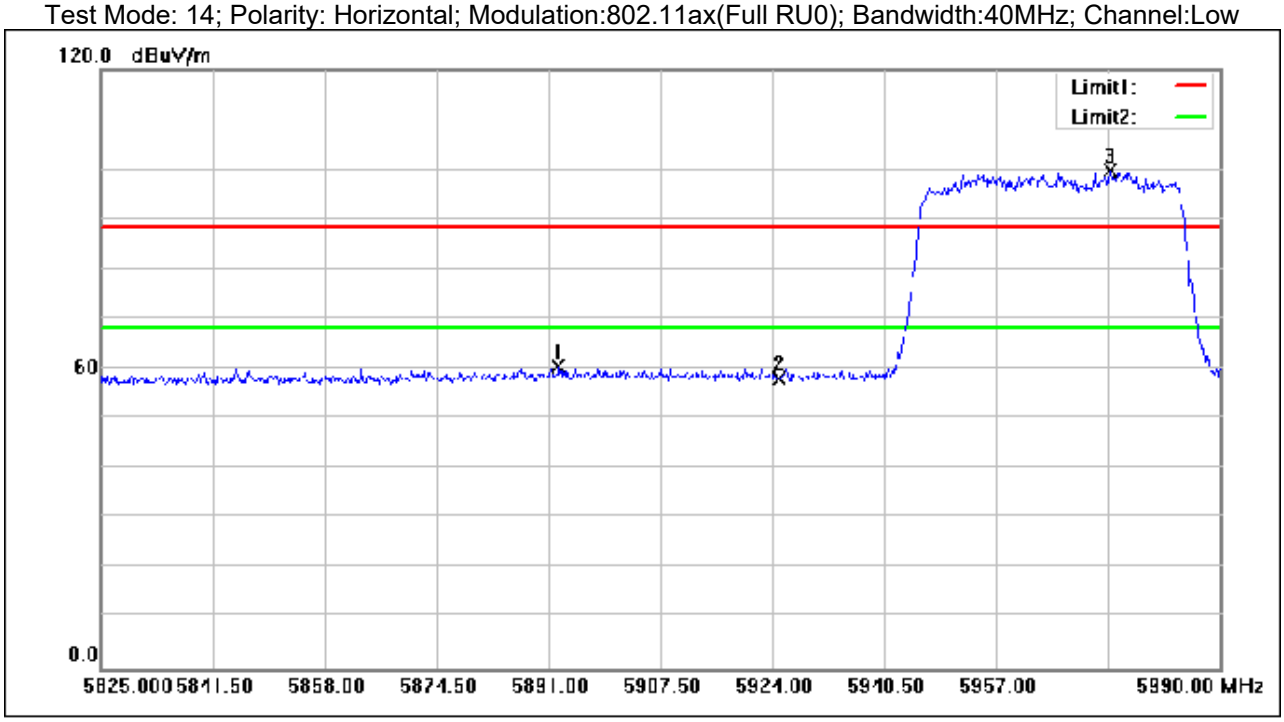

No.	Frequency (MHz)	Reading (dBuV/m)	Correction factor(dB)	Result (dBuV/m)	Limit (dBuV/m)	Margin (dB)	Remark
1	5892.485	76.65	-16.22	60.43	88.30	-27.87	peak
2	5925.000	74.21	-16.09	58.12	88.30	-30.18	peak
3	5973.830	115.65	-15.89	99.76	88.30	11.46	peak

Test Mode: 14; Polarity: Vertical; Modulation:802.11ax(Full RU0); Bandwidth:40MHz; Channel:Low

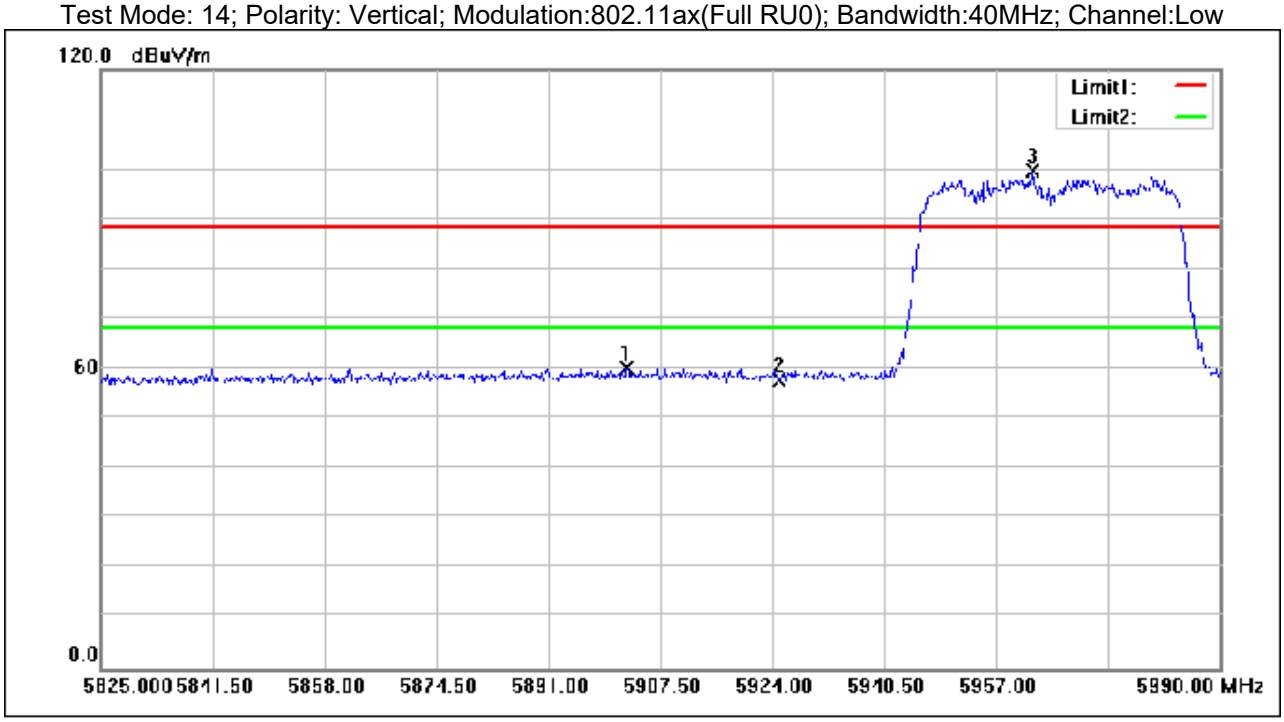

No.	Frequency (MHz)	Reading (dBuV/m)	Correction factor(dB)	Result (dBuV/m)	Limit (dBuV/m)	Margin (dB)	Remark
1	5902.550	76.42	-16.19	60.23	88.30	-28.07	peak
2	5925.000	73.76	-16.09	57.67	88.30	-30.63	peak
3	5962.445	115.67	-15.94	99.73	88.30	11.43	peak

Test Mode: 14; Polarity: Horizontal; Modulation:802.11ax(Full RU0); Bandwidth:80MHz; Channel:Low

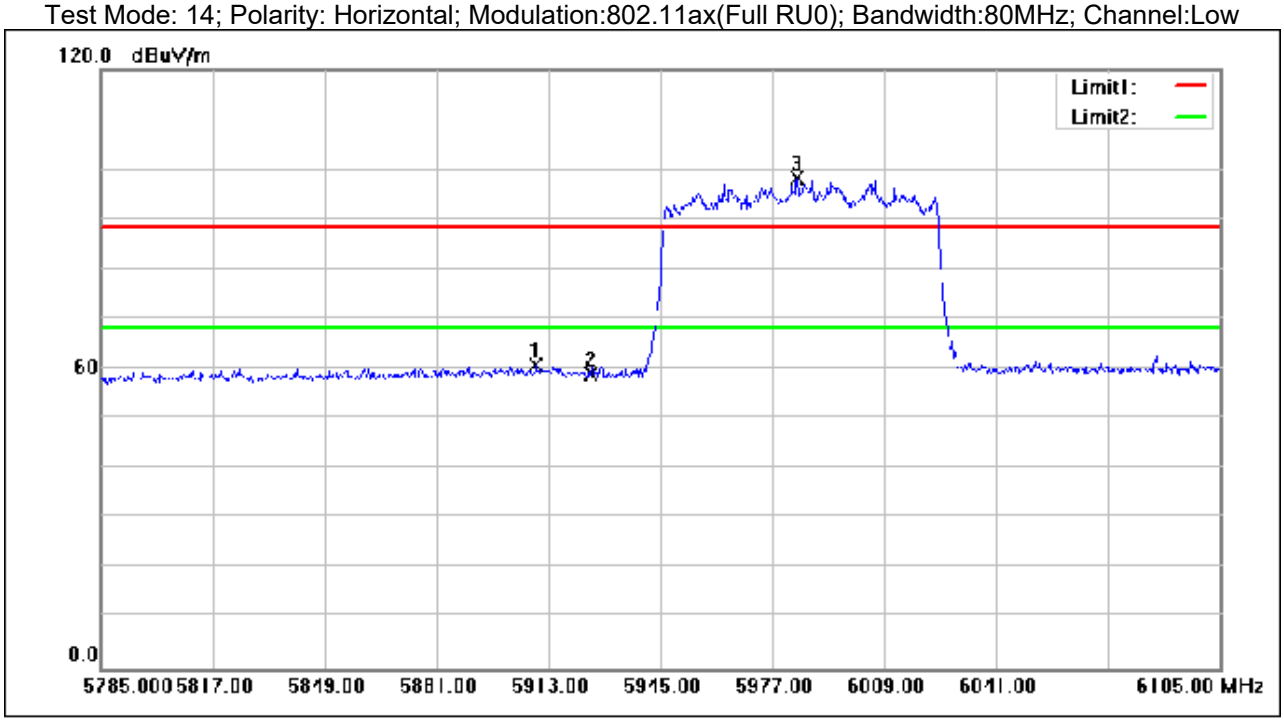

No.	Frequency (MHz)	Reading (dBuV/m)	Correction factor(dB)	Result (dBuV/m)	Limit (dBuV/m)	Margin (dB)	Remark
1	5909.480	76.96	-16.16	60.80	88.30	-27.50	peak
2	5925.000	75.13	-16.09	59.04	88.30	-29.26	peak
3	5984.040	114.20	-15.85	98.35	88.30	10.05	peak

Test Mode: 14; Polarity: Vertical; Modulation:802.11ax(Full RU0); Bandwidth:80MHz; Channel:Low

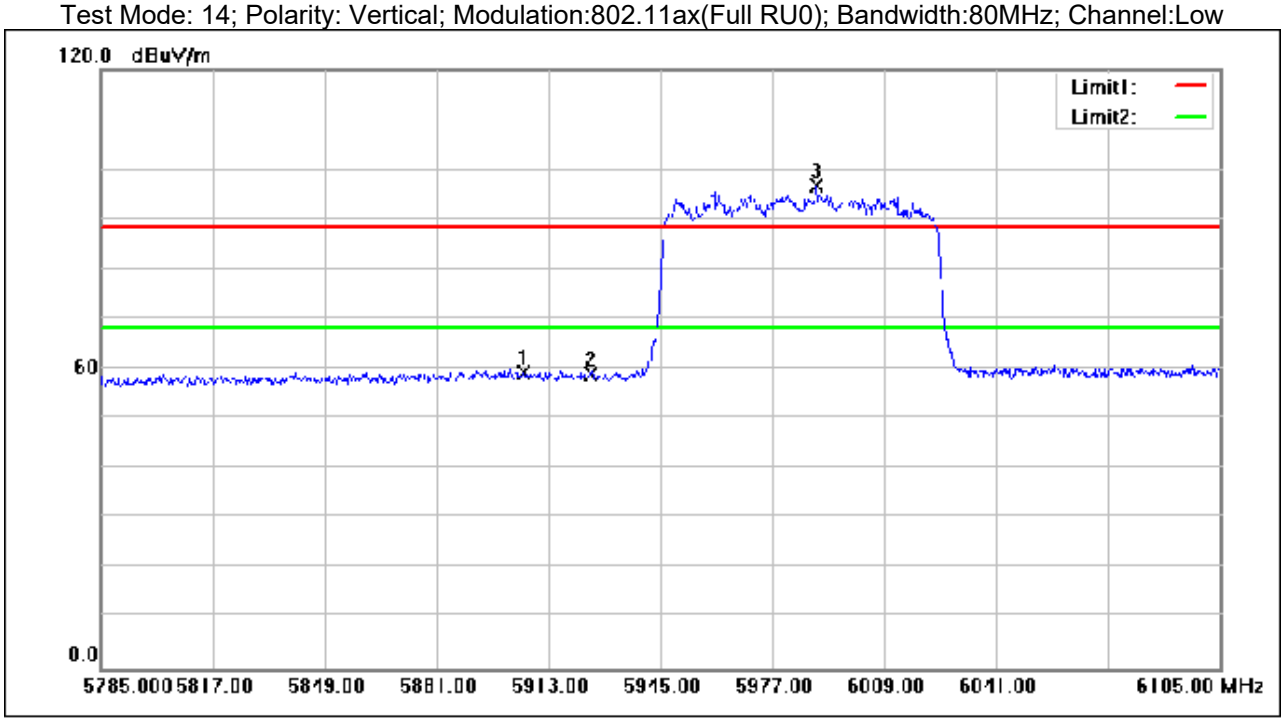

No.	Frequency (MHz)	Reading (dBuV/m)	Correction factor(dB)	Result (dBuV/m)	Limit (dBuV/m)	Margin (dB)	Remark
1	5905.960	75.55	-16.17	59.38	88.30	-28.92	peak
2	5925.000	75.11	-16.09	59.02	88.30	-29.28	peak
3	5989.480	112.54	-15.83	96.71	88.30	8.41	peak

Test Mode: 14; Polarity: Horizontal; Modulation:802.11ax(Full RU0); Bandwidth:160MHz; Channel:Low

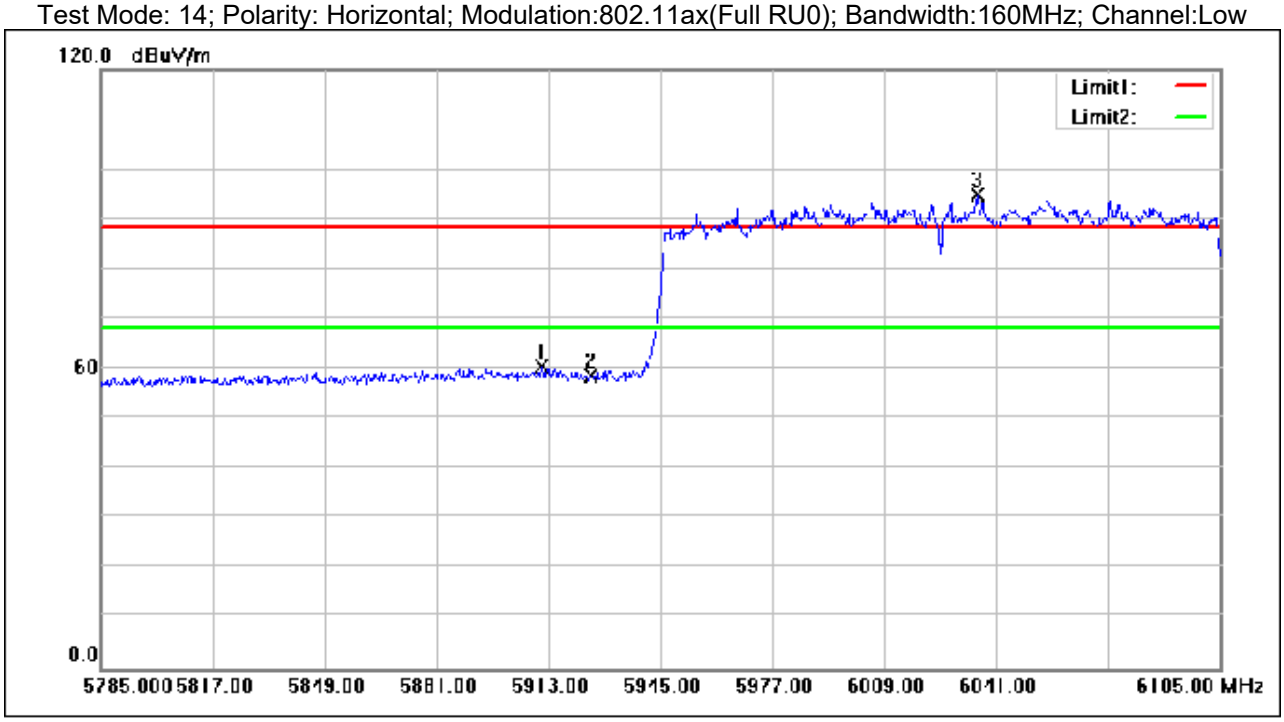

No.	Frequency (MHz)	Reading (dBuV/m)	Correction factor(dB)	Result (dBuV/m)	Limit (dBuV/m)	Margin (dB)	Remark
1	5911.080	76.55	-16.14	60.41	88.30	-27.89	peak
2	5925.000	74.61	-16.09	58.52	88.30	-29.78	peak
3	6035.560	110.66	-15.61	95.05	88.30	6.75	peak

Test Mode: 14; Polarity: Vertical; Modulation:802.11ax(Full RU0); Bandwidth:160MHz; Channel:Low

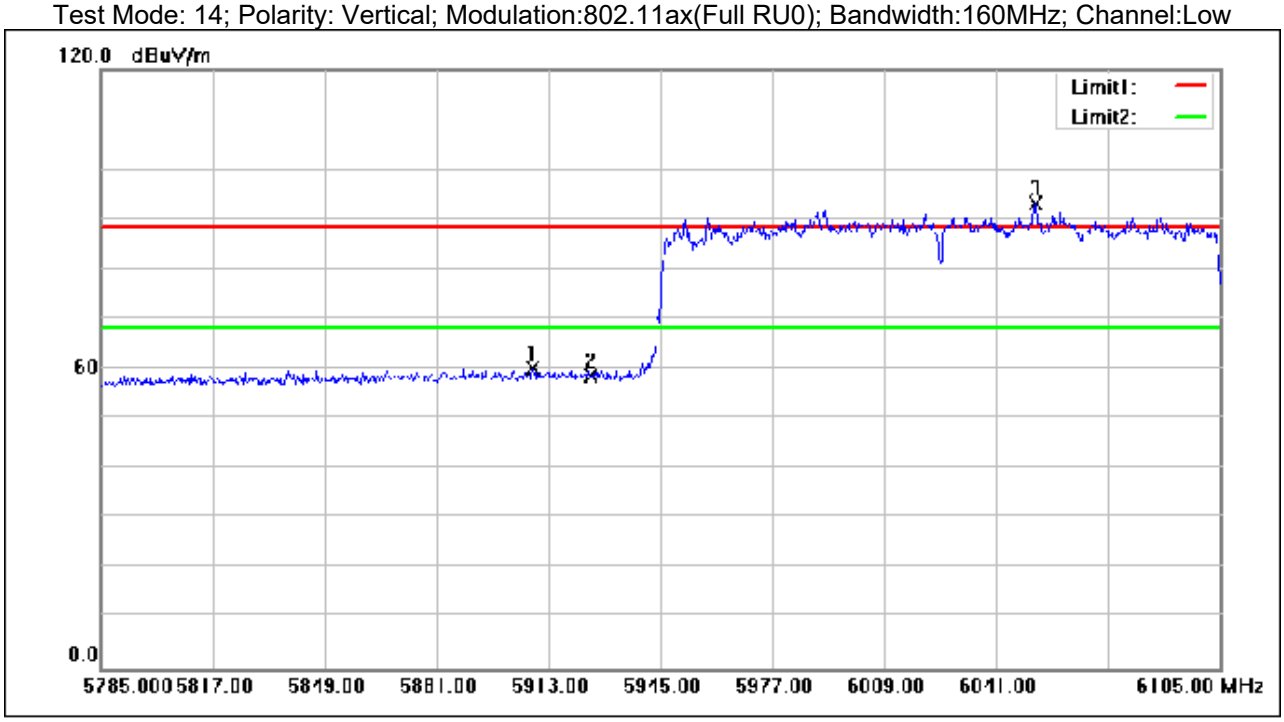

No.	Frequency (MHz)	Reading (dBuV/m)	Correction factor(dB)	Result (dBuV/m)	Limit (dBuV/m)	Margin (dB)	Remark
1	5908.520	76.45	-16.16	60.29	88.30	-28.01	peak
2	5925.000	74.62	-16.09	58.53	88.30	-29.77	peak
3	6052.200	108.56	-15.53	93.03	88.30	4.73	peak

Test Mode: 17; Polarity: Horizontal; Modulation:802.11ax(Full RU0); Bandwidth:20MHz; Channel:High

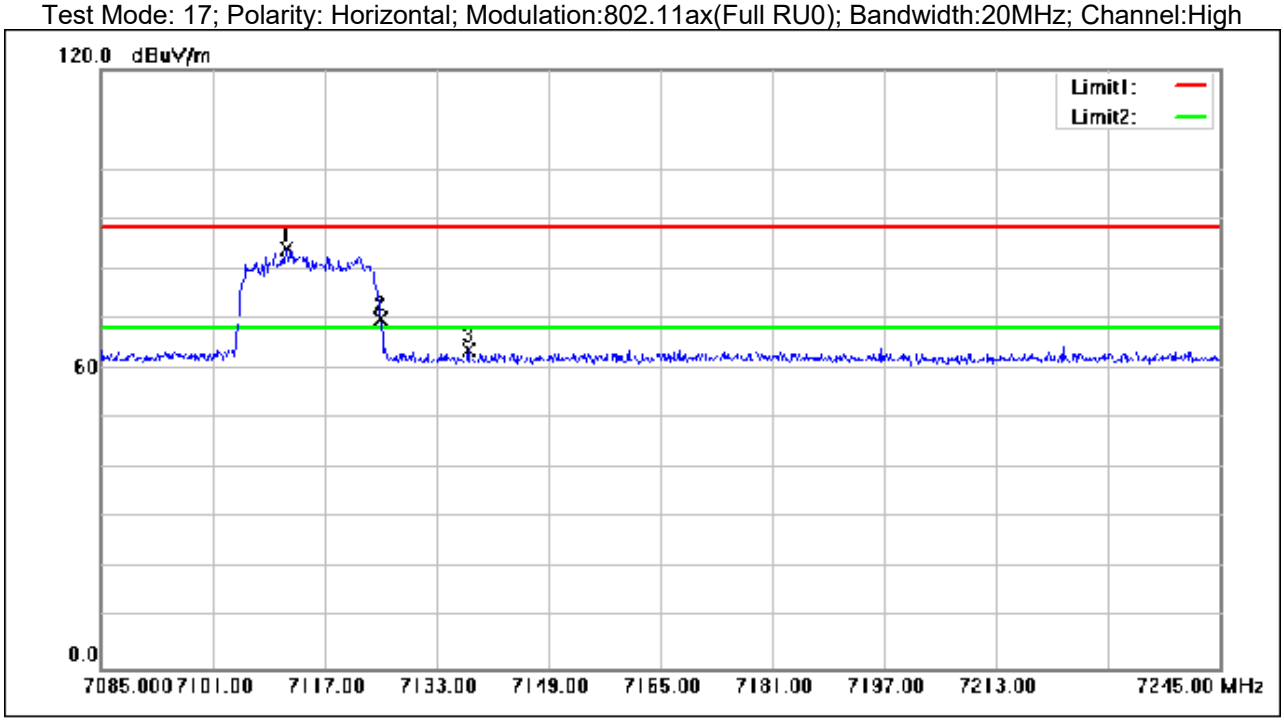

No.	Frequency (MHz)	Reading (dBuV/m)	Correction factor(dB)	Result (dBuV/m)	Limit (dBuV/m)	Margin (dB)	Remark
1	7111.560	95.76	-11.51	84.25	88.30	-4.05	peak
2	7125.000	81.46	-11.51	69.95	88.30	-18.35	peak
3	7137.480	75.18	-11.51	63.67	88.30	-24.63	peak

Test Mode: 17; Polarity: Horizontal; Modulation:802.11ax(Full RU0); Bandwidth:20MHz; Channel:High

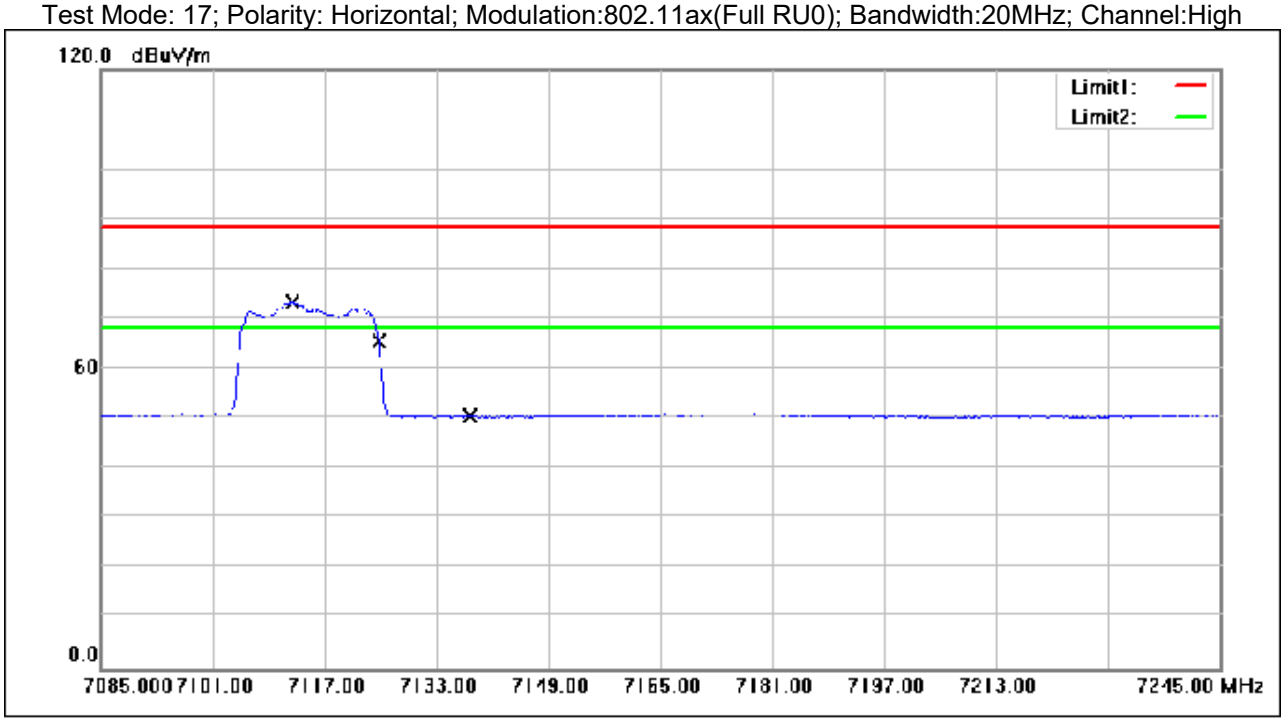

No.	Frequency (MHz)	Reading (dBuV/m)	Correction factor(dB)	Result (dBuV/m)	Limit (dBuV/m)	Margin (dB)	Remark
1	7112.360	84.85	-11.51	73.34	68.30	5.04	AVG
2	7125.000	72.96	-11.51	61.45	68.30	-6.85	AVG
3	7137.800	62.17	-11.51	50.66	68.30	-17.64	AVG

Test Mode: 17; Polarity: Vertical; Modulation:802.11ax(Full RU0); Bandwidth:20MHz; Channel:High

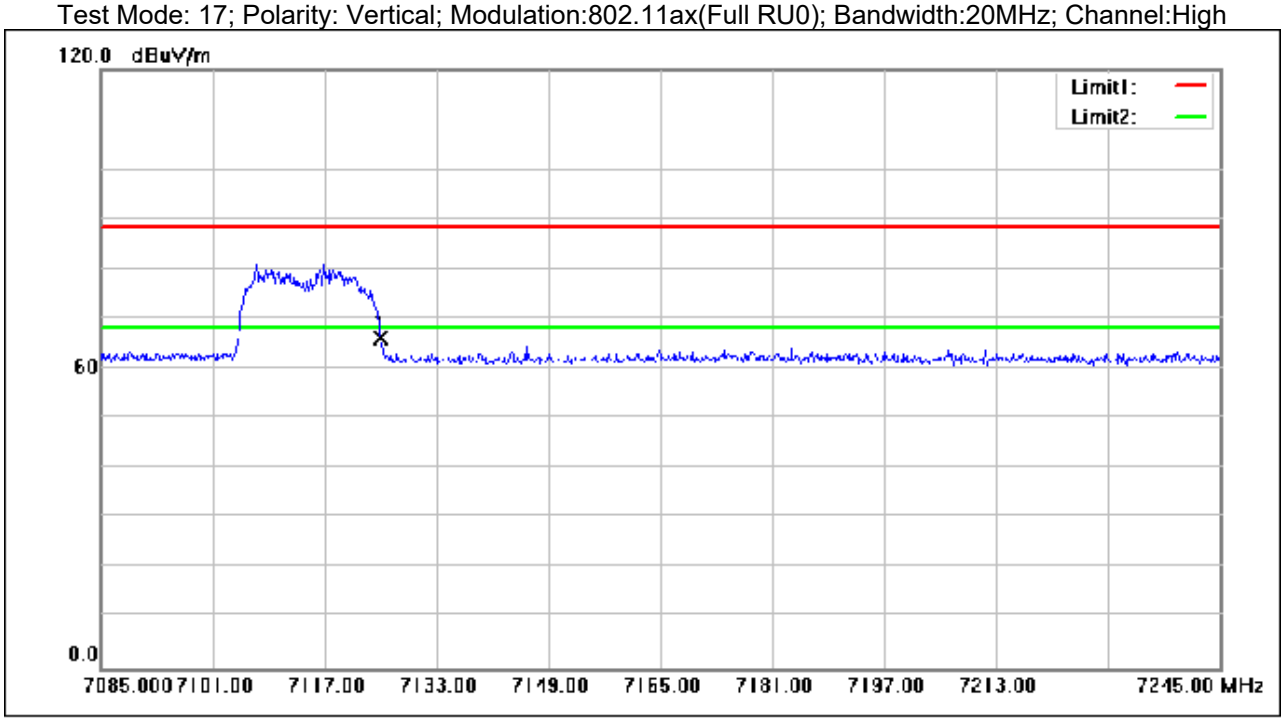

No.	Frequency (MHz)	Reading (dBuV/m)	Correction factor(dB)	Result (dBuV/m)	Limit (dBuV/m)	Margin (dB)	Remark
1	7125.000	77.64	-11.51	66.13	88.30	-22.17	peak

Test Mode: 17; Polarity: Horizontal; Modulation:802.11ax(Full RU0); Bandwidth:40MHz; Channel:High

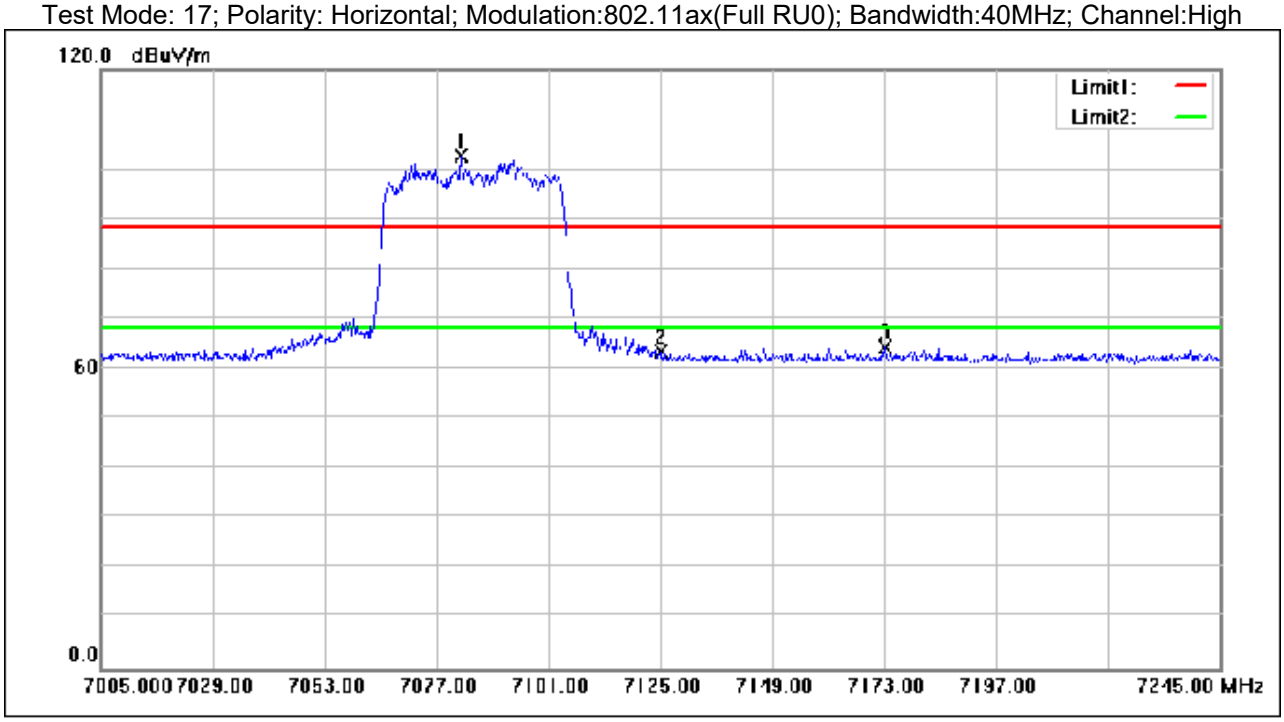

No.	Frequency (MHz)	Reading (dBuV/m)	Correction factor(dB)	Result (dBuV/m)	Limit (dBuV/m)	Margin (dB)	Remark
1	7082.280	114.42	-11.53	102.89	88.30	14.59	peak
2	7125.000	74.95	-11.51	63.44	88.30	-24.86	peak
3	7173.000	75.85	-11.49	64.36	88.30	-23.94	peak

Test Mode: 17; Polarity: Vertical; Modulation:802.11ax(Full RU0); Bandwidth:40MHz; Channel:High

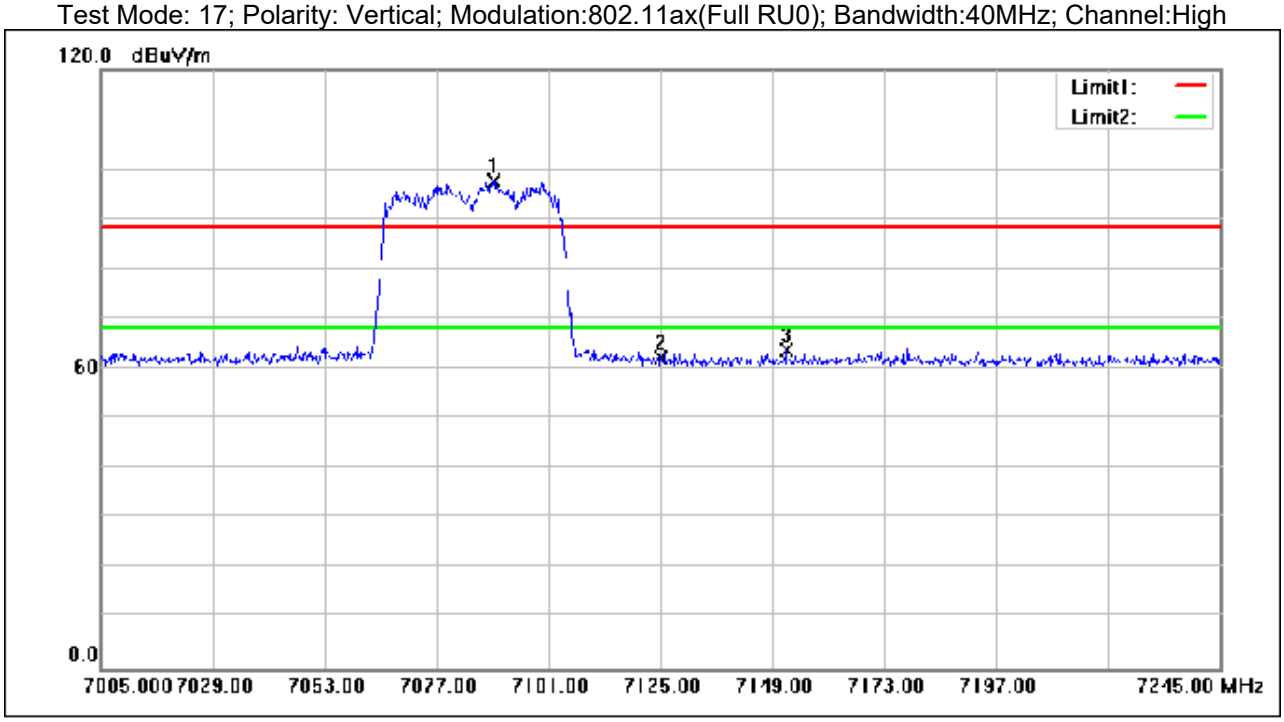

No.	Frequency (MHz)	Reading (dBuV/m)	Correction factor(dB)	Result (dBuV/m)	Limit (dBuV/m)	Margin (dB)	Remark
1	7089.240	109.21	-11.53	97.68	88.30	9.38	peak
2	7125.000	73.72	-11.51	62.21	88.30	-26.09	peak
3	7151.880	75.11	-11.50	63.61	88.30	-24.69	peak

Test Mode: 17; Polarity: Horizontal; Modulation:802.11ax(Full RU0); Bandwidth:80MHz; Channel:High

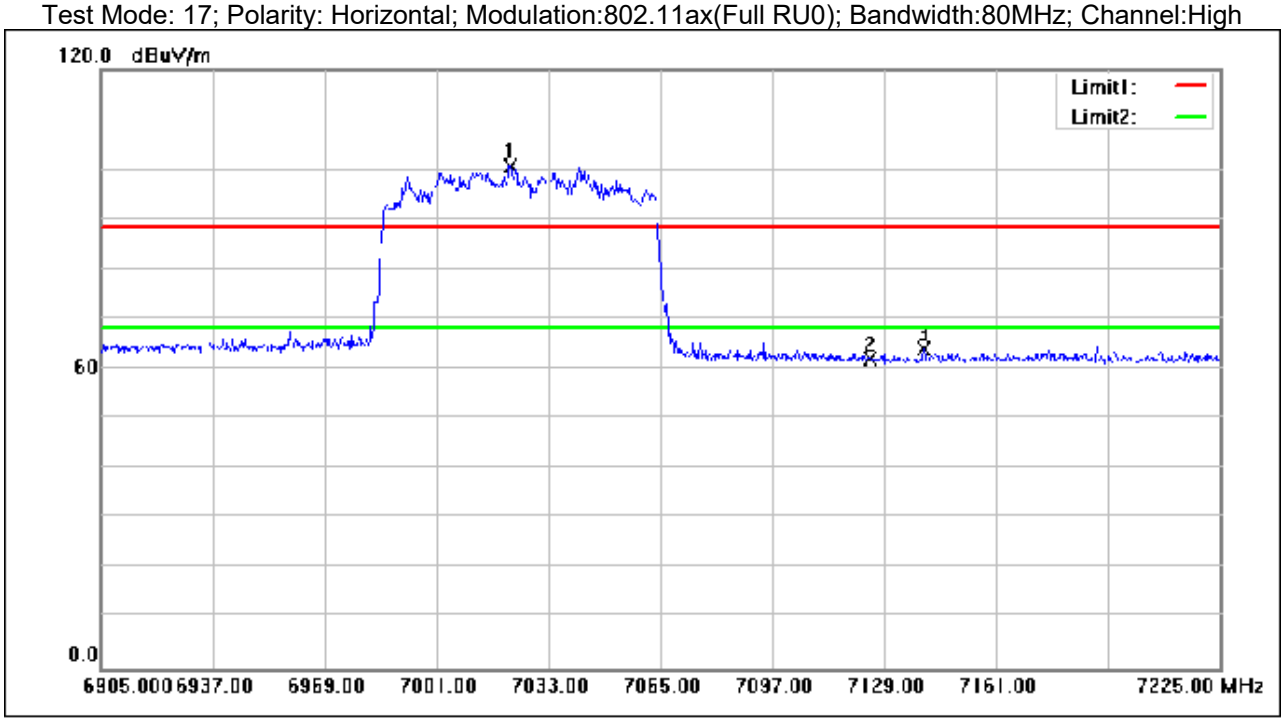

No.	Frequency (MHz)	Reading (dBuV/m)	Correction factor(dB)	Result (dBuV/m)	Limit (dBuV/m)	Margin (dB)	Remark
1	7022.120	112.07	-11.55	100.52	88.30	12.22	peak
2	7125.000	73.41	-11.51	61.90	88.30	-26.40	peak
3	7140.200	75.48	-11.51	63.97	88.30	-24.33	peak

Test Mode: 17; Polarity: Vertical; Modulation:802.11ax(Full RU0); Bandwidth:80MHz; Channel:High

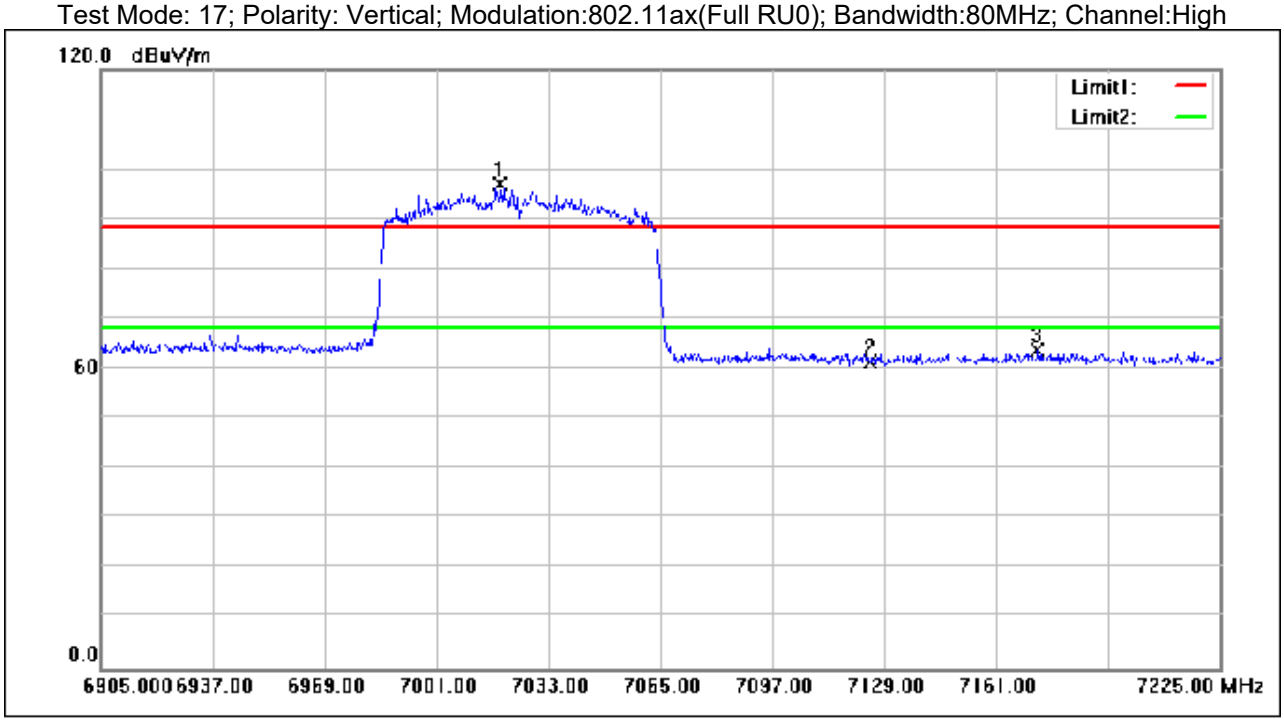

No.	Frequency (MHz)	Reading (dBuV/m)	Correction factor(dB)	Result (dBuV/m)	Limit (dBuV/m)	Margin (dB)	Remark
1	7019.240	108.45	-11.55	96.90	88.30	8.60	peak
2	7125.000	72.80	-11.51	61.29	88.30	-27.01	peak
3	7172.840	75.31	-11.49	63.82	88.30	-24.48	peak

Test Mode: 17; Polarity: Horizontal; Modulation:802.11ax(Full RU0); Bandwidth:160MHz; Channel:High

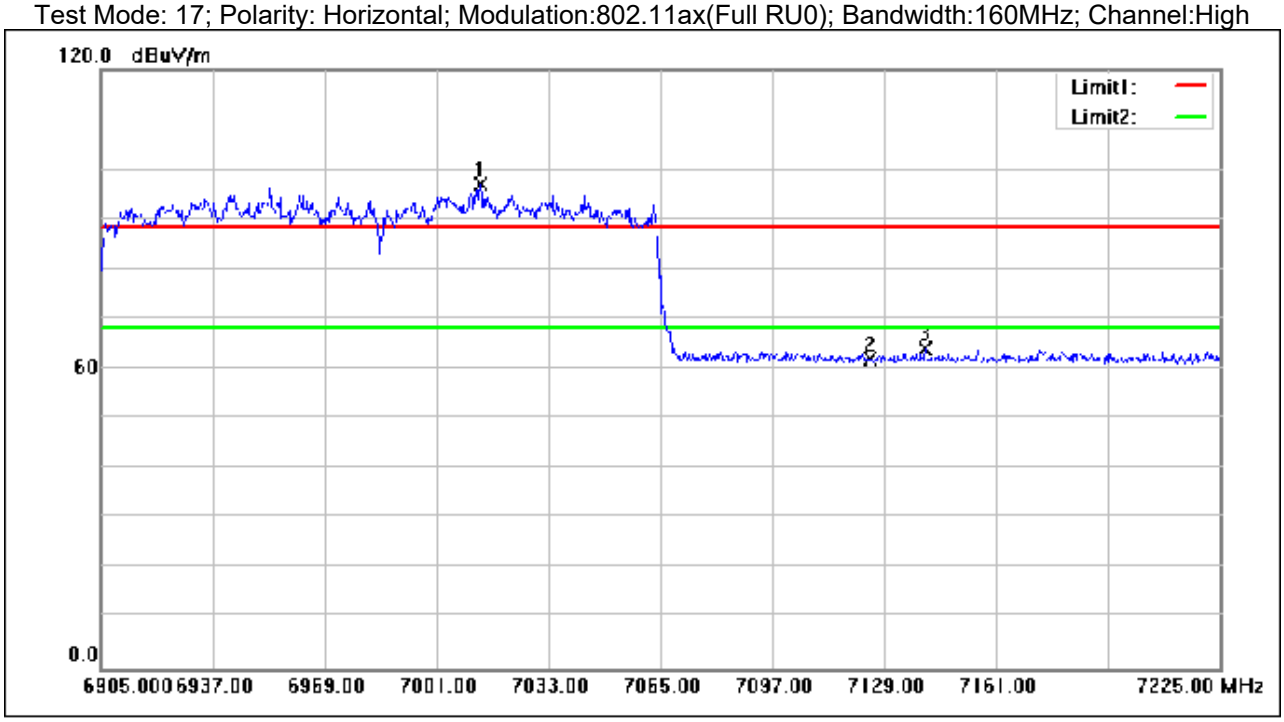

No.	Frequency (MHz)	Reading (dBuV/m)	Correction factor(dB)	Result (dBuV/m)	Limit (dBuV/m)	Margin (dB)	Remark
1	7013.480	108.67	-11.56	97.11	88.30	8.81	peak
2	7125.000	73.57	-11.51	62.06	88.30	-26.24	peak
3	7140.520	75.60	-11.51	64.09	88.30	-24.21	peak

Test Mode: 17; Polarity: Vertical; Modulation:802.11ax(Full RU0); Bandwidth:160MHz; Channel:High

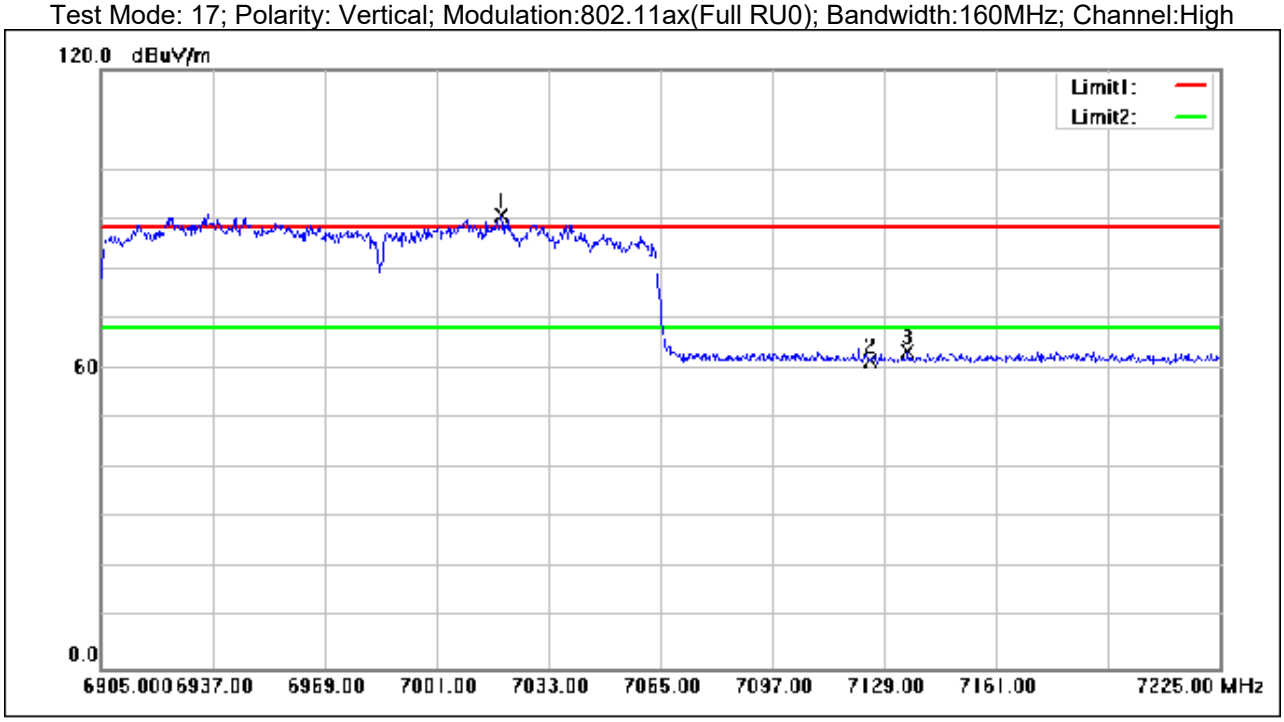

No.	Frequency (MHz)	Reading (dBuV/m)	Correction factor(dB)	Result (dBuV/m)	Limit (dBuV/m)	Margin (dB)	Remark
1	7019.560	102.42	-11.55	90.87	88.30	2.57	peak
2	7125.000	73.23	-11.51	61.72	88.30	-26.58	peak
3	7135.720	75.00	-11.51	63.49	88.30	-24.81	peak

10 Test Setup Photo

Refer to Appendix - Test Setup Photo for KSCR2407001217AT

11 EUT Constructional Details (EUT Photos)

Refer to Appendix - Photographs of EUT Constructional Details for KSCR2407001217AT

12 Appendix

1. Duty Cycle

1.1 Test Result

1.1.1 Ant1

Ant1										
ENV	Mode	TX Type	Frequency (MHz)	RU	RU Pos	T_on (ms)	Period (ms)	Duty Cycle (%)	Duty Cycle Correction Factor (dB)	Max. DC Variation (%)
NTNV	802.11ax (HEW20)	MIMO	5955	RU242	Left	5.338	5.354	99.70	0.01	0.04
			6175	RU242	Left	5.339	5.356	99.68	0.01	0.03
			6415	RU242	Left	5.338	5.354	99.70	0.01	0.04
	802.11ax (HEW40)	MIMO	5965	RU484	Left	5.392	5.408	99.70	0.01	0.04
			6165	RU484	Left	5.392	5.408	99.70	0.01	0.04
			6405	RU484	Left	5.391	5.406	99.72	0.01	0.00
	802.11ax (HEW80)	MIMO	5985	RU996	Left	5.264	5.281	99.68	0.01	0.04
			6145	RU996	Left	5.264	5.280	99.70	0.01	0.04
			6385	RU996	Left	5.264	5.281	99.68	0.01	0.04
	802.11ax (HEW160)	MIMO	6025	2xRU996	Left	4.353	4.368	99.66	0.01	0.00
			6185	2xRU996	Left	4.353	4.370	99.61	0.02	0.04
			6345	2xRU996	Left	4.353	4.370	99.61	0.02	0.03

1.1.2 Ant1

Ant1										
ENV	Mode	TX Type	Frequency (MHz)	RU	RU Pos	T_on (ms)	Period (ms)	Duty Cycle (%)	Duty Cycle Correction Factor (dB)	Max. DC Variation (%)
NTNV	802.11ax	MIMO	6435	RU242	Left	5.338	5.354	99.70	0.01	0.04

	(HEW20)		6475	RU242	Left	5.338	5.355	99.68	0.01	0.03
			6515	RU242	Left	5.339	5.356	99.68	0.01	0.03
	802.11ax (HEW40)	MIMO	6445	RU484	Left	5.392	5.408	99.70	0.01	0.04
			6485	RU484	Left	5.390	5.406	99.70	0.01	0.04
	802.11ax (HEW80)	MIMO	6465	RU996	Left	5.264	5.281	99.68	0.01	0.04

1.1.3 Ant1

Ant1										
ENV	Mode	TX Type	Frequency (MHz)	RU	RU Pos	T_on (ms)	Period (ms)	Duty Cycle (%)	Duty Cycle Correction Factor (dB)	Max. DC Variation (%)
NTNV	802.11ax (HEW20)	MIMO	6535	RU242	Left	5.338	5.355	99.68	0.01	0.03
			6695	RU242	Left	5.338	5.354	99.70	0.01	0.04
			6855	RU242	Left	5.338	5.355	99.68	0.01	0.03
	802.11ax (HEW40)	MIMO	6565	RU484	Left	5.390	5.406	99.70	0.01	0.04
			6685	RU484	Left	5.390	5.407	99.69	0.01	0.03
			6845	RU484	Left	5.391	5.408	99.69	0.01	0.03
	802.11ax (HEW80)	MIMO	6625	RU996	Left	5.265	5.280	99.72	0.01	0.00
			6705	RU996	Left	5.392	5.408	99.70	0.01	0.04
			6785	RU996	Left	5.264	5.280	99.70	0.01	0.04
	802.11ax (HEW160)	MIMO	6665	2xRU996	Left	4.353	4.370	99.61	0.02	0.04

1.1.4 Ant1

Ant1										
ENV	Mode	TX Type	Frequency (MHz)	RU	RU Pos	T_on (ms)	Period (ms)	Duty Cycle (%)	Duty Cycle Correction Factor (dB)	Max. DC Variation (%)

NTNV	802.11ax (HEW20)	MIMO	6895	RU242	Left	5.338	5.355	99.68	0.01	0.03
			6995	RU242	Left	5.338	5.355	99.68	0.01	0.03
			7115	RU242	Left	5.338	5.355	99.68	0.01	0.03
	802.11ax (HEW40)	MIMO	6925	RU484	Left	5.390	5.406	99.70	0.01	0.04
			7005	RU484	Left	5.390	5.406	99.70	0.01	0.04
			7085	RU484	Left	5.391	5.406	99.72	0.01	0.00
	802.11ax (HEW80)	MIMO	6945	RU996	Left	5.264	5.280	99.70	0.01	0.04
			7025	RU996	Left	5.264	5.281	99.68	0.01	0.04
	802.11ax (HEW160)	MIMO	6985	2xRU996	Left	4.353	4.370	99.61	0.02	0.04

1.1.5 Ant1

Ant1										
ENV	Mode	TX Type	Frequency (MHz)	RU	RU Pos	T_on (ms)	Period (ms)	Duty Cycle (%)	Duty Cycle Correction Factor (dB)	Max. DC Variation (%)
NTNV	802.11ax (HEW20)	MIMO	6875	RU242	Left	5.338	5.354	99.70	0.01	0.04
	802.11ax (HEW40)	MIMO	6885	RU484	Left	5.390	5.406	99.70	0.01	0.04
	802.11ax (HEW80)	MIMO	6865	RU996	Left	5.264	5.279	99.72	0.01	0.00
	802.11ax (HEW160)	MIMO	6825	2xRU996	Left	4.353	4.370	99.61	0.02	0.04

1.1.6 Ant1

Ant1										
ENV	Mode	TX Type	Frequency (MHz)	RU	RU Pos	T_on (ms)	Period (ms)	Duty Cycle	Duty Cycle Correction Factor	Max. DC Variation (%)

								(%)	(dB)	
NTNV	802.11ax (HEW40)	MIMO	6525	RU484	Left	5.392	5.408	99.70	0.01	0.04
	802.11ax (HEW80)	MIMO	6545	RU996	Left	5.264	5.281	99.68	0.01	0.04
	802.11ax (HEW160)	MIMO	6505	2xRU996	Left	4.352	4.368	99.63	0.02	0.04

1.2 Test Graph

1.2.1 Ant1

802.11ax(HEW20)_LCH_5955MHz_RU242_Left_Ant1_NTNV

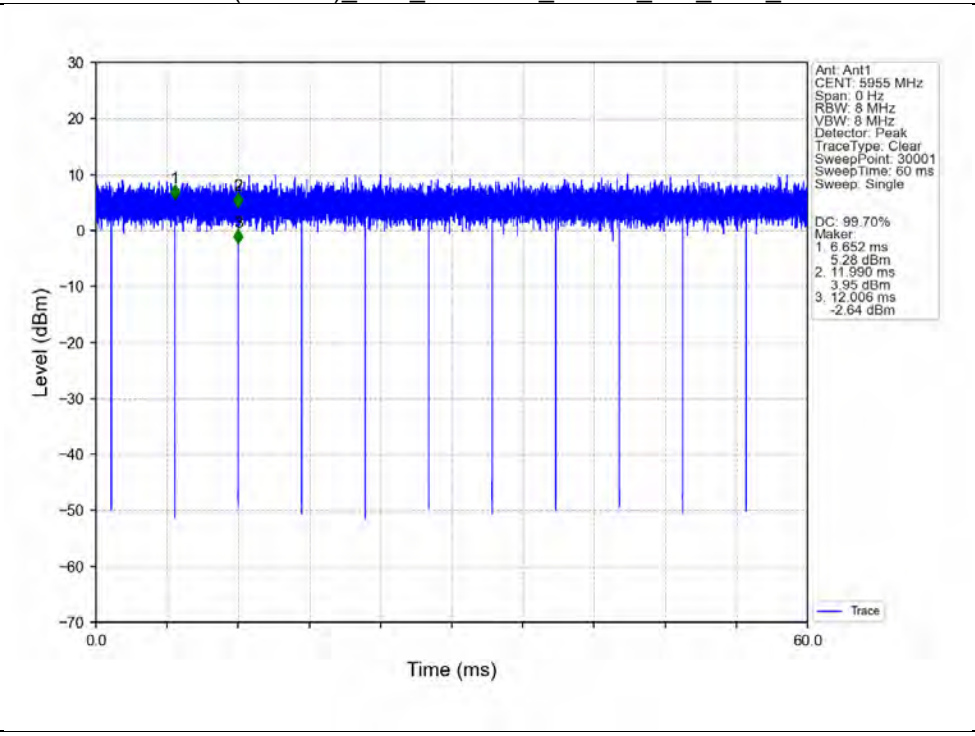

802.11ax(HEW20)_MCH_6175MHz_RU242_Left_Ant1_NTNV

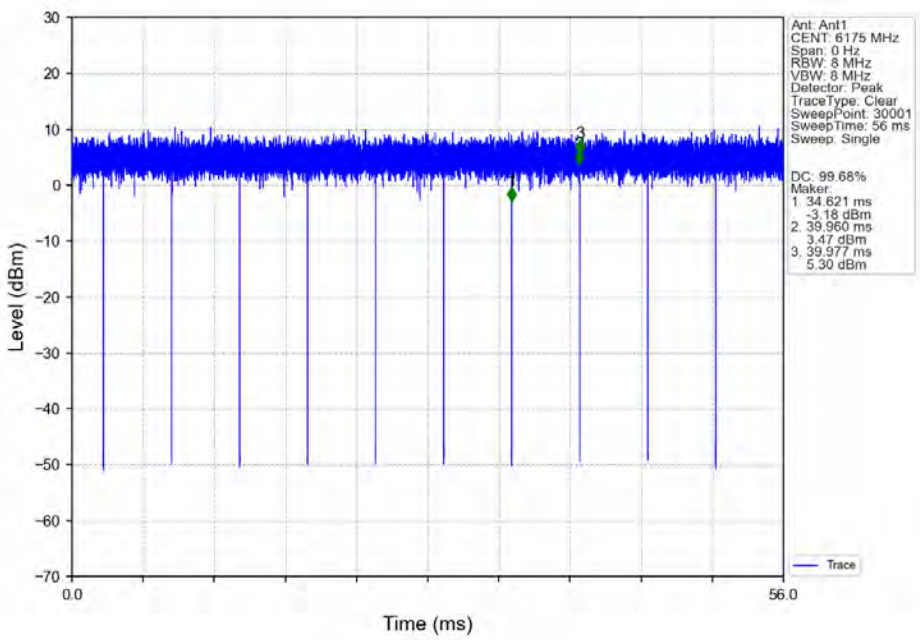

802.11ax(HEW20)_HCH_6415MHz_RU242_Left_Ant1_NTNV

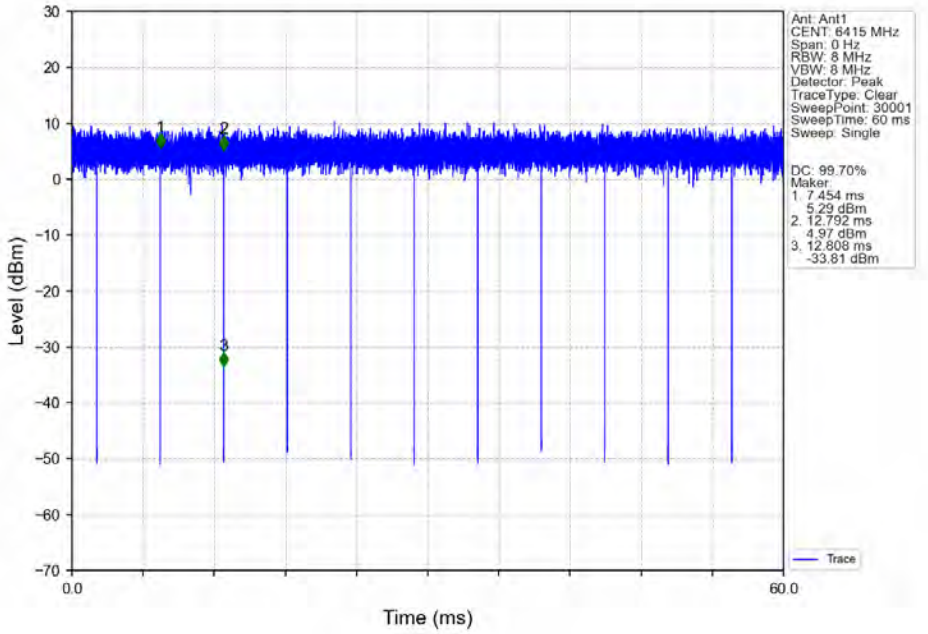

802.11ax(HEW40)_LCH_5965MHz_RU484_Left_Ant1_NTNV

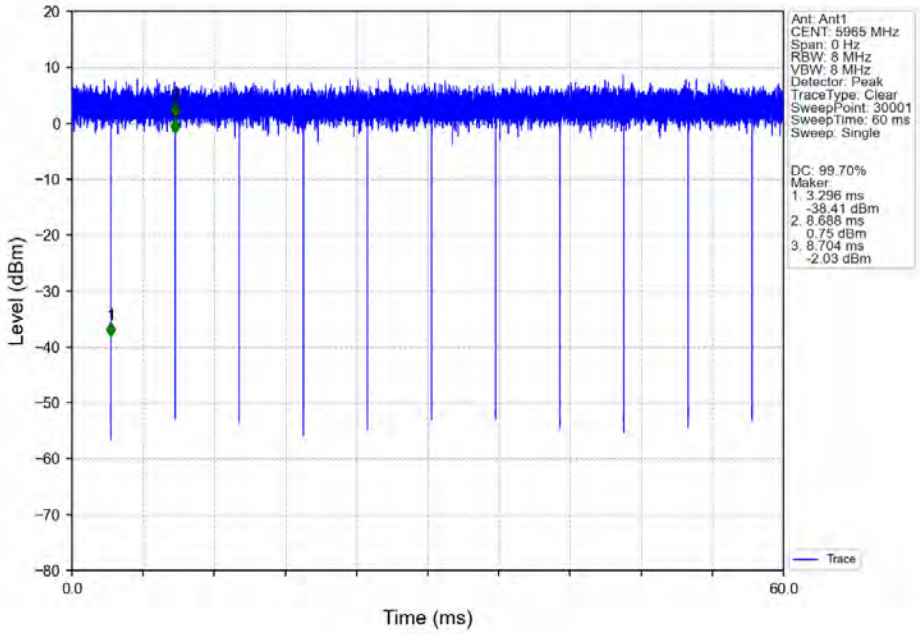
Ant: Ant1
CENT: 5965 MHz
Span: 0 Hz
RBW: 8 MHz
VBW: 8 MHz
Detector: Peak
TraceType: Clear
SweepPoint: 30001
SweepTime: 60 ms
Sweep: Single
DC: 99.70%
Maker
1. 3.296 ms
-38.41 dBm
2. 8.688 ms
0.75 dBm
3. 8.704 ms
-2.03 dBm
Trace
Level (dBm)
Time (ms)
20
10
0
-10
-20
-30
-40
-50
-60
-70
-80
0.0
60.0

802.11ax(HEW40)_MCH_6165MHz_RU484_Left_Ant1_NTNV

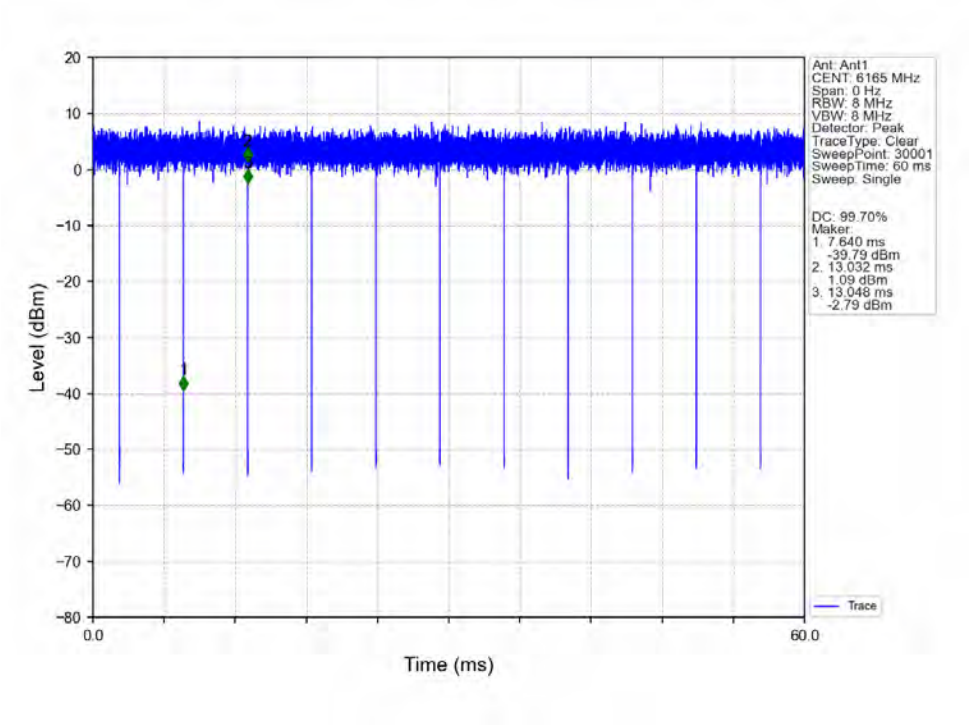

802.11ax(HEW40)_HCH_6405MHz_RU484_Left_Ant1_NTNV

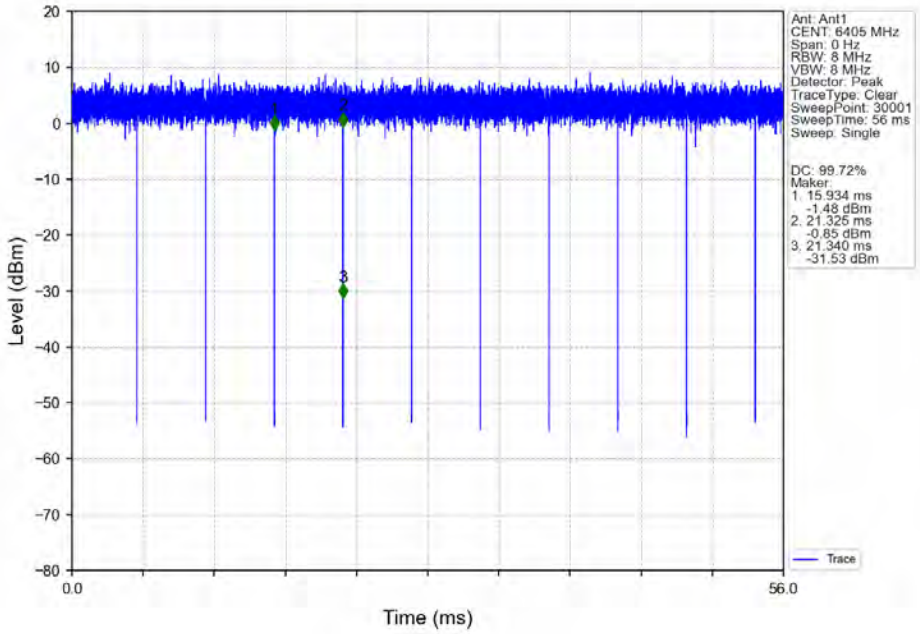
Ant: Ant1
CENT: 6405 MHz
Span: 0 Hz
RBW: 8 MHz
VBW: 8 MHz
Detector: Peak
TraceType: Clear
SweepPoint: 30001
SweepTime: 56 ms
Sweep: Single
DC: 99.72%
Maker
1. 15.934 ms
-1.48 dBm
2. 21.325 ms
-0.85 dBm
3. 21.340 ms
-31.53 dBm
Trace
Level (dBm)
Time (ms)
20
10
0
-10
-20
-30
-40
-50
-60
-70
-80
0.0
56.0

802.11ax(HEW80)_LCH_5985MHz_RU996_Left_Ant1_NTNV

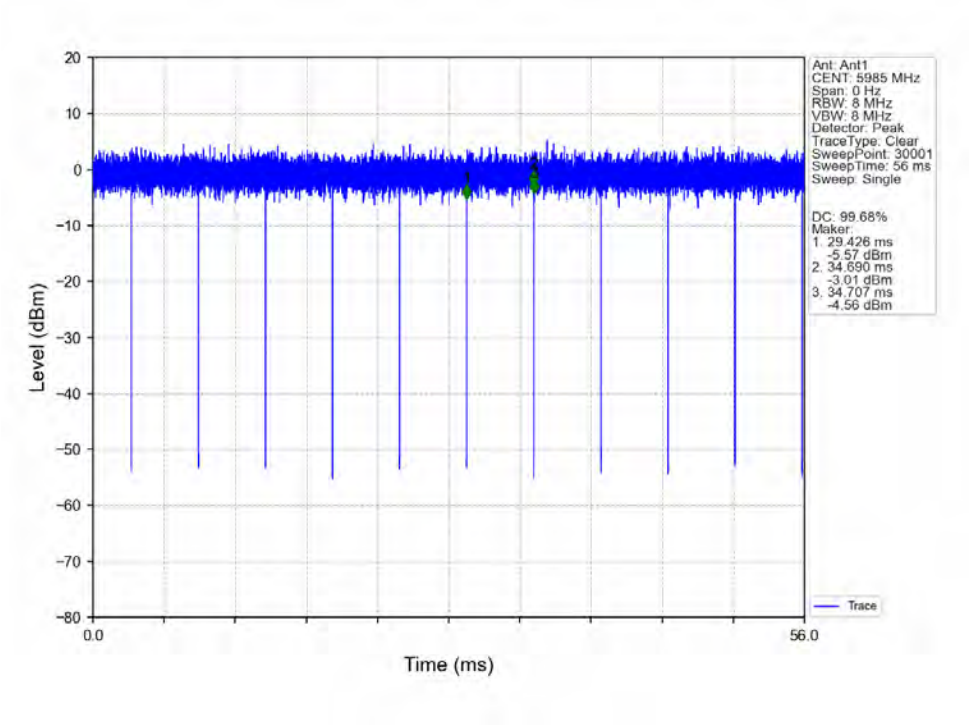

802.11ax(HEW80)_MCH_6145MHz_RU996_Left_Ant1_NTNV

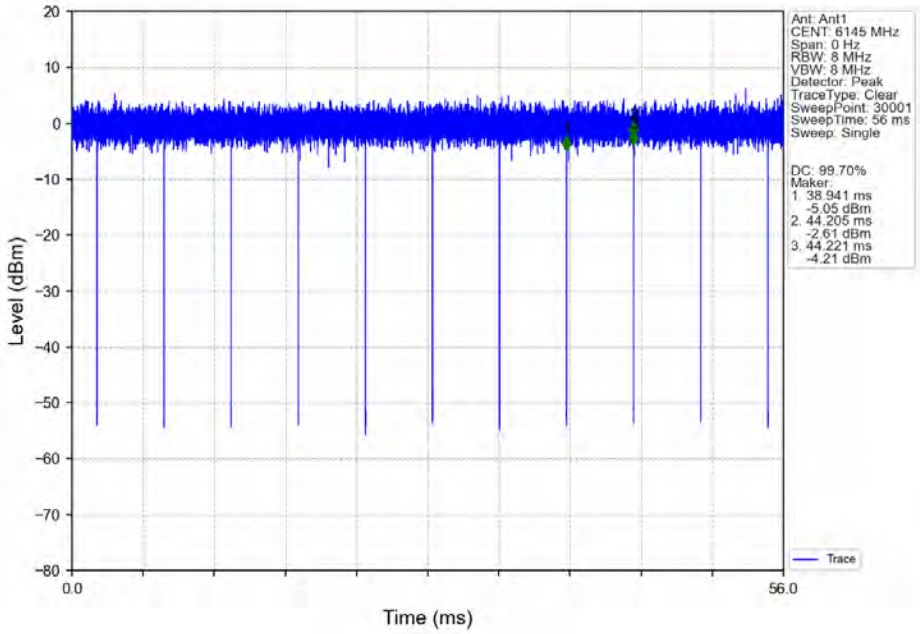
Ant: Ant1
CENT: 6145 MHz
Span: 0 Hz
RBW: 8 MHz
VBW: 8 MHz
Detector: Peak
TraceType: Clear
SweepPoint: 30001
SweepTime: 56 ms
Sweep: Single
DC: 99.70%
Maker:
1. 38.941 ms
-5.05 dBm
2. 44.205 ms
-2.61 dBm
3. 44.221 ms
-4.21 dBm
Trace
Level (dBm)
Time (ms)
20
10
0
-10
-20
-30
-40
-50
-60
-70
-80
0.0
56.0

802.11ax(HEW80)_HCH_6385MHz_RU996_Left_Ant1_NTNV

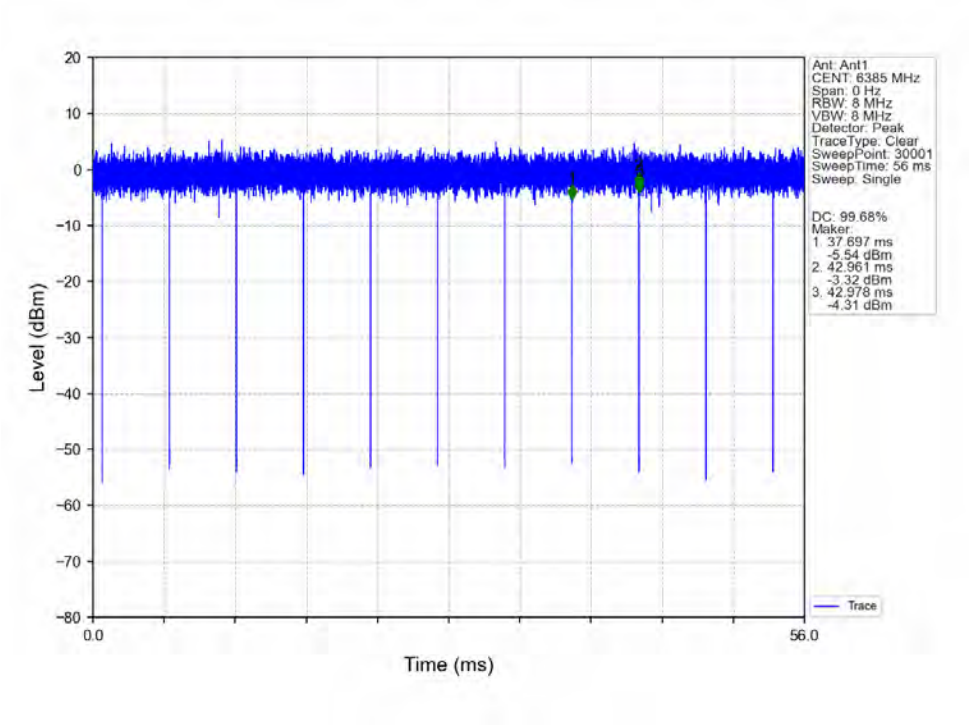

802.11ax(HEW160)_LCH_6025MHz_2xRU996_Left_Ant1_NTNV

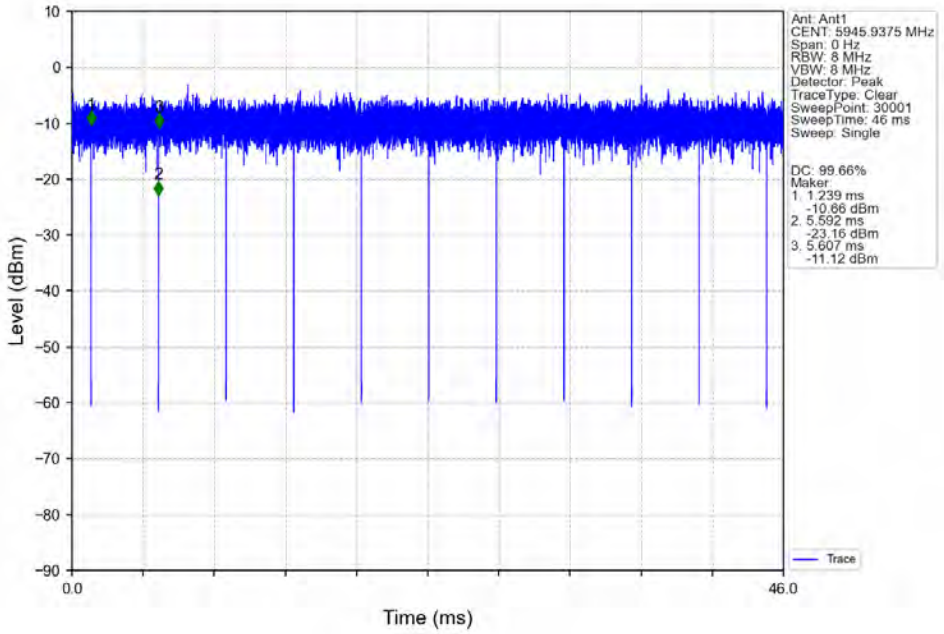
Ant: Ant1
CENT: 5945.9375 MHz
Span: 0 Hz
RBW: 8 MHz
VBW: 8 MHz
Detector: Peak
TraceType: Clear
SweepPoint: 30001
SweepTime: 46 ms
Sweep: Single
DC: 99.66%
Maker
1. 1.239 ms
-10.66 dBm
2. 5.592 ms
-23.16 dBm
3. 5.607 ms
-11.12 dBm
Trace
Level (dBm)
Time (ms)
10
0
-10
-20
-30
-40
-50
-60
-70
-80
-90
0.0
46.0

802.11ax(HEW160)_MCH_6185MHz_2xRU996_Left_Ant1_NTNV

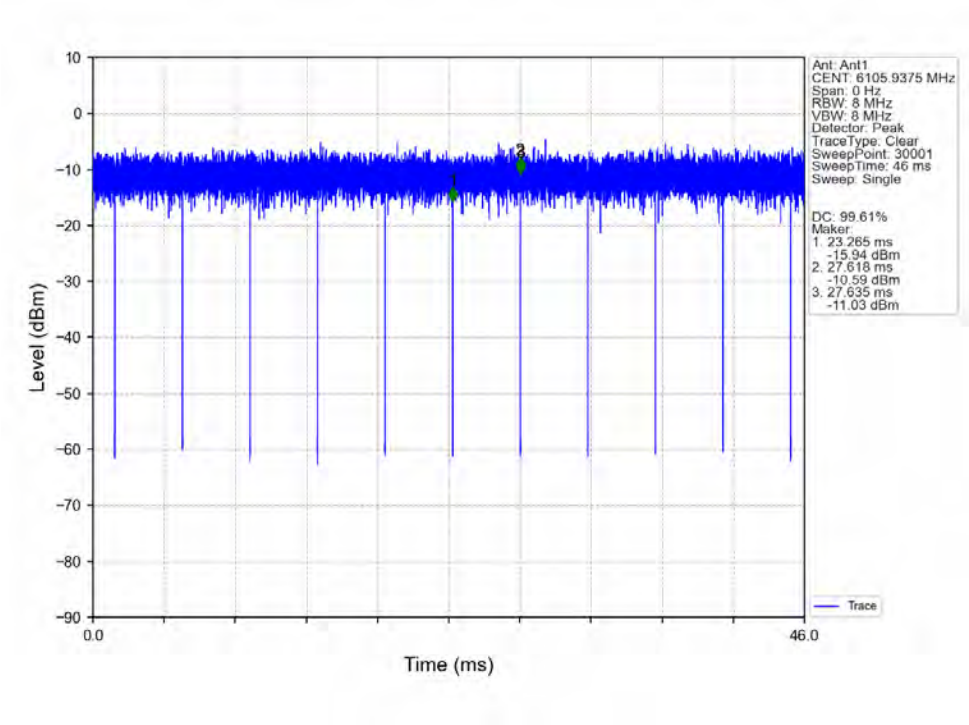

802.11ax(HEW160)_HCH_6345MHz_2xRU996_Left_Ant1_NTNV

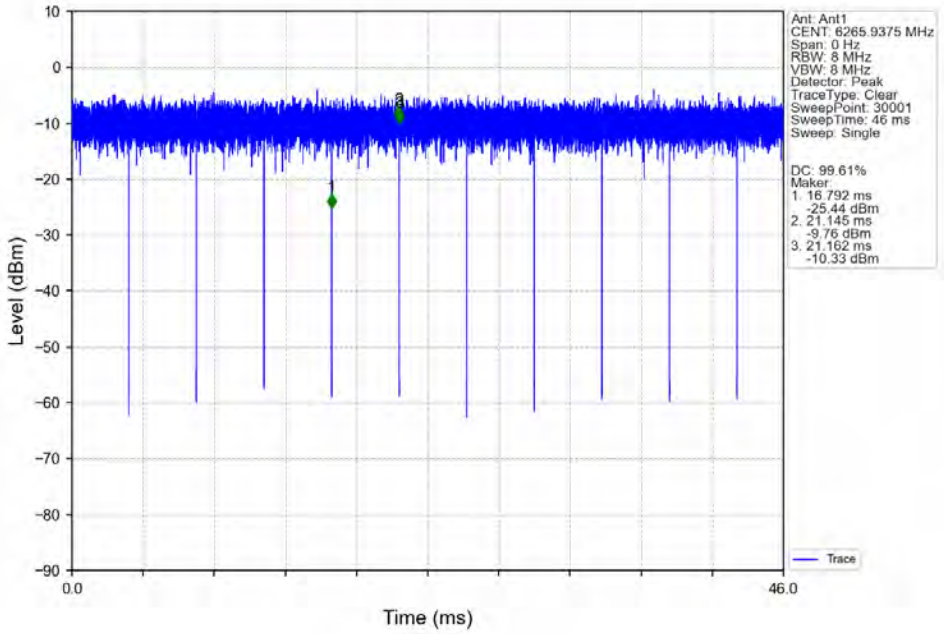
Ant: Ant1
CENT: 6265.9375 MHz
Span: 0 Hz
RBW: 8 MHz
VBW: 8 MHz
Detector: Peak
TraceType: Clear
SweepPoint: 30001
SweepTime: 46 ms
Sweep: Single
DC: 99.61%
Maker
1. 16.792 ms
-25.44 dBm
2. 21.145 ms
-9.76 dBm
3. 21.162 ms
-10.33 dBm
Trace
Level (dBm)
Time (ms)
10
0
-10
-20
-30
-40
-50
-60
-70
-80
-90
0.0
46.0

1.2.2 Ant1

802.11ax(HEW20)_LCH_6435MHz_RU242_Left_Ant1_NTNV

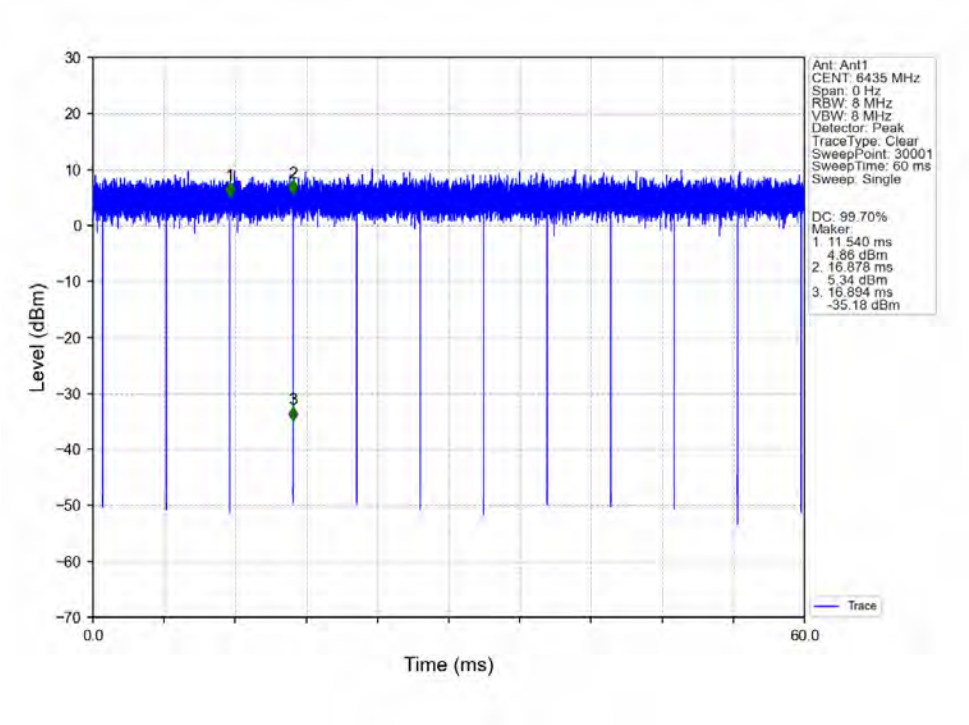

802.11ax(HEW20)_MCH_6475MHz_RU242_Left_Ant1_NTNV

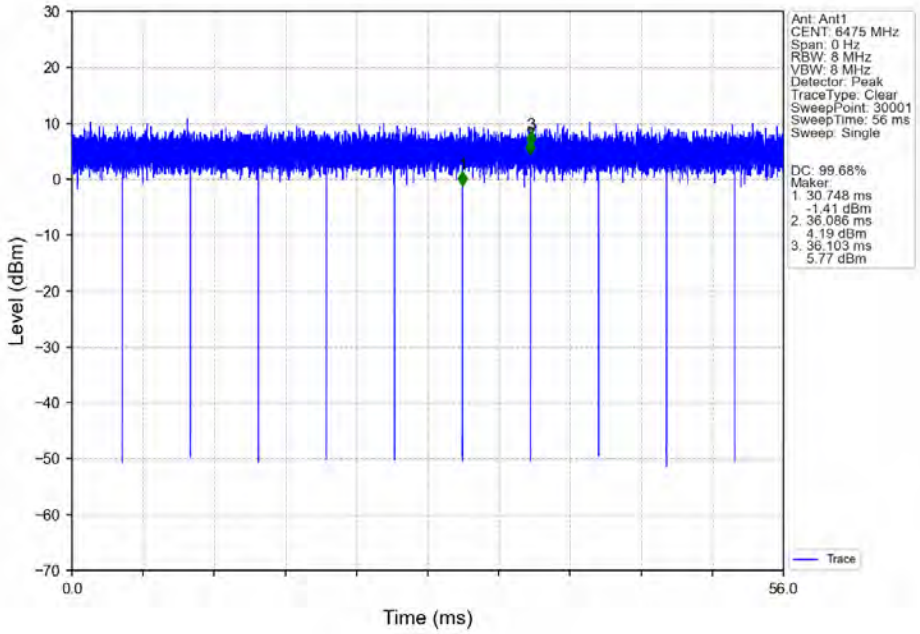
Ant: Ant1
CENT: 6475 MHz
Span: 0 Hz
RBW: 8 MHz
VBW: 8 MHz
Detector: Peak
TraceType: Clear
SweepPoint: 30001
SweepTime: 56 ms
Sweep: Single
DC: 99.68%
Maker:
1. 30.748 ms
-1.41 dBm
2. 36.086 ms
4.19 dBm
3. 36.103 ms
5.77 dBm
Trace
Level (dBm)
Time (ms)
30
20
10
0
-10
-20
-30
-40
-50
-60
-70
0.0
56.0

802.11ax(HEW20)_HCH_6515MHz_RU242_Left_Ant1_NTNV

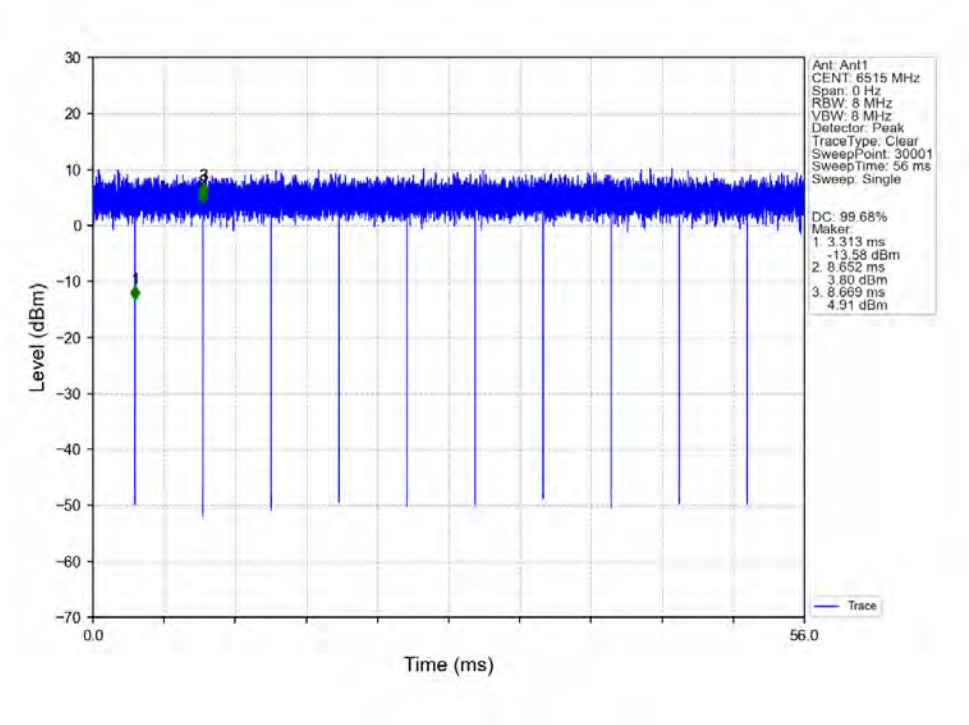

802.11ax(HEW40)_LCH_6445MHz_RU484_Left_Ant1_NTNV

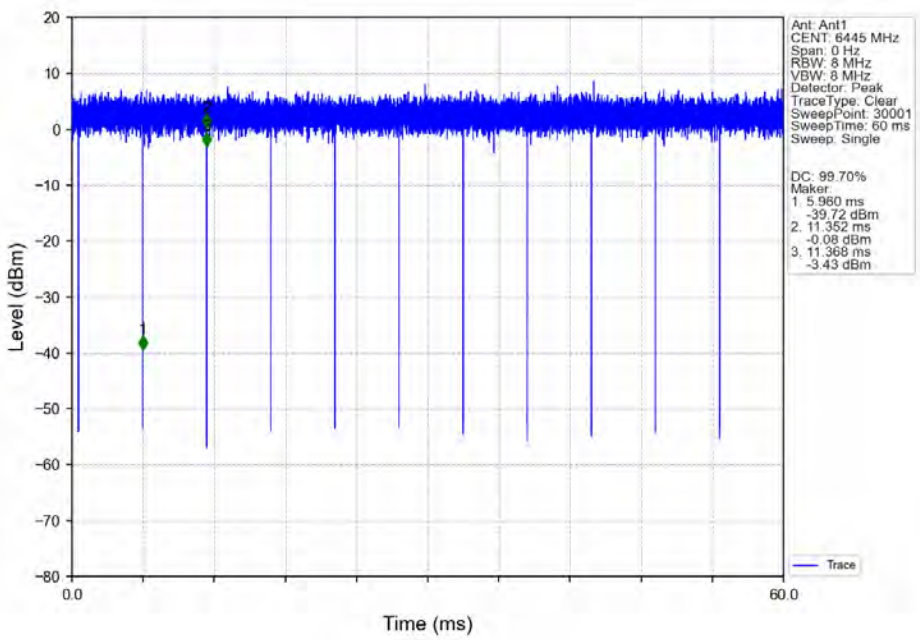
Ant: Ant1
CENT: 6445 MHz
Span: 0 Hz
RBW: 8 MHz
VBW: 8 MHz
Detector: Peak
TraceType: Clear
SweepPoint: 30001
SweepTime: 60 ms
Sweep: Single
DC: 99.70%
Maker:
1. 5.960 ms
-39.72 dBm
2. 11.352 ms
-0.08 dBm
3. 11.368 ms
-3.43 dBm
Trace
Level (dBm)
Time (ms)
20
10
0
-10
-20
-30
-40
-50
-60
-70
-80
0.0
60.0

802.11ax(HEW40)_MCH_6485MHz_RU484_Left_Ant1_NTNV

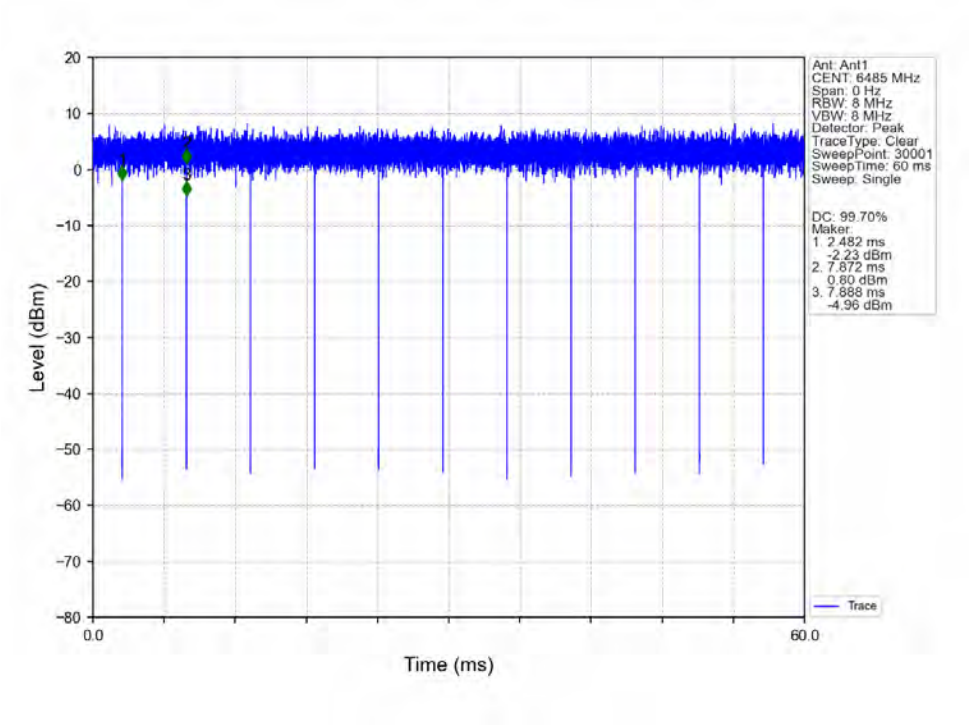

802.11ax(HEW80)_LCH_6465MHz_RU996_Left_Ant1_NTNV

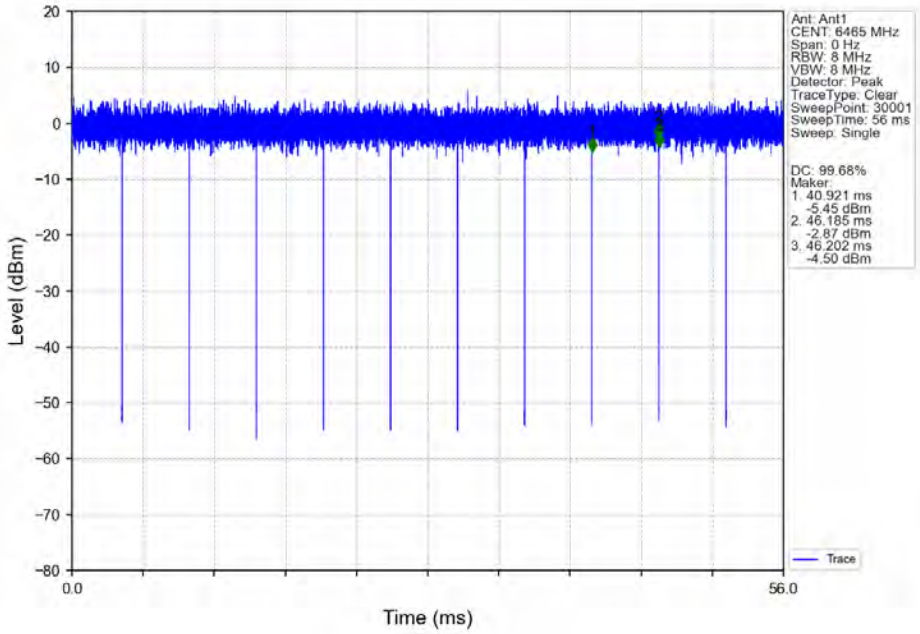
Ant: Ant1
CENT: 6465 MHz
Span: 0 Hz
RBW: 8 MHz
VBW: 8 MHz
Detector: Peak
TraceType: Clear
SweepPoint: 30001
SweepTime: 56 ms
Sweep: Single
DC: 99.68%
Maker
1. 40.921 ms
-5.45 dBm
2. 46.185 ms
-2.87 dBm
3. 46.202 ms
-4.50 dBm
Trace
Level (dBm)
Time (ms)
20
10
0
-10
-20
-30
-40
-50
-60
-70
-80
0.0
56.0

1.2.3 Ant1

802.11ax(HEW20)_LCH_6535MHz_RU242_Left_Ant1_NTNV

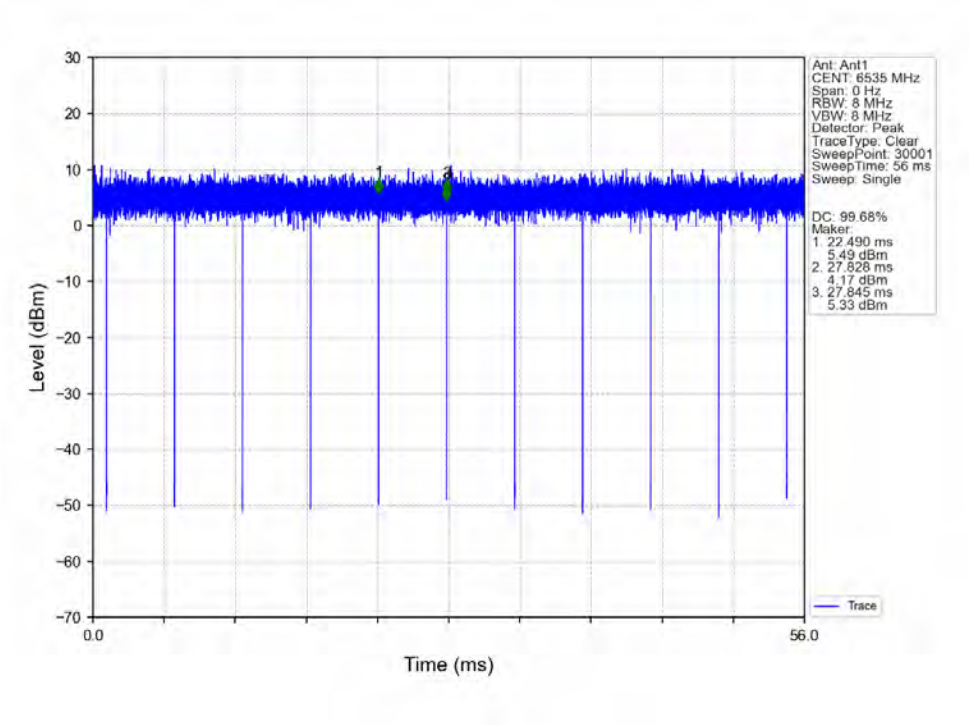

802.11ax(HEW20)_MCH_6695MHz_RU242_Left_Ant1_NTNV

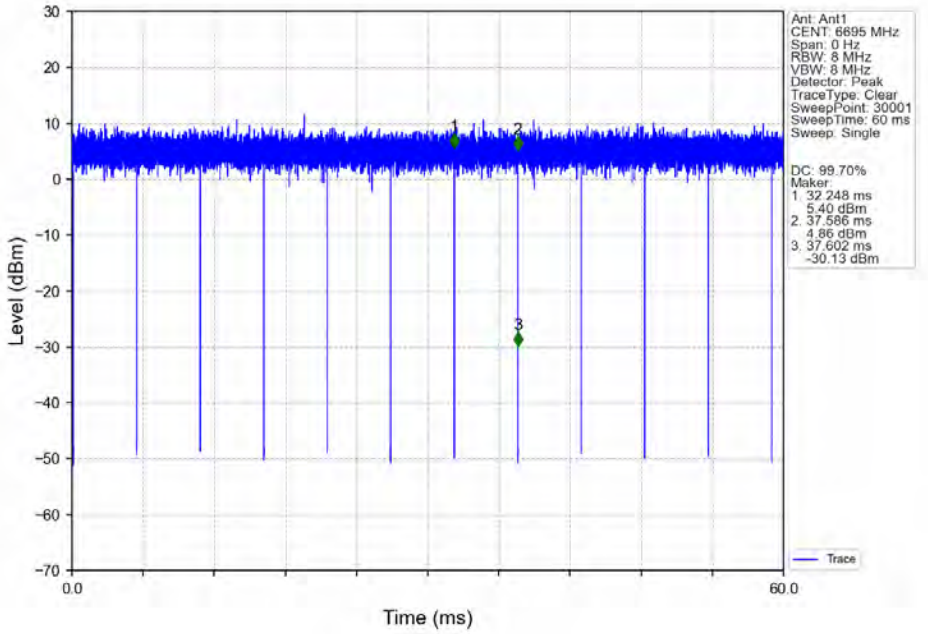
Ant: Ant1
CENT: 6695 MHz
Span: 0 Hz
RBW: 8 MHz
VBW: 8 MHz
Detector: Peak
TraceType: Clear
SweepPoint: 30001
SweepTime: 60 ms
Sweep: Single
DC: 99.70%
Maker
1. 32.248 ms
5.40 dBm
2. 37.586 ms
4.86 dBm
3. 37.602 ms
-30.13 dBm
Trace
Level (dBm)
Time (ms)
30
20
10
0
-10
-20
-30
-40
-50
-60
-70
0.0
60.0

802.11ax(HEW20)_HCH_6855MHz_RU242_Left_Ant1_NTNV

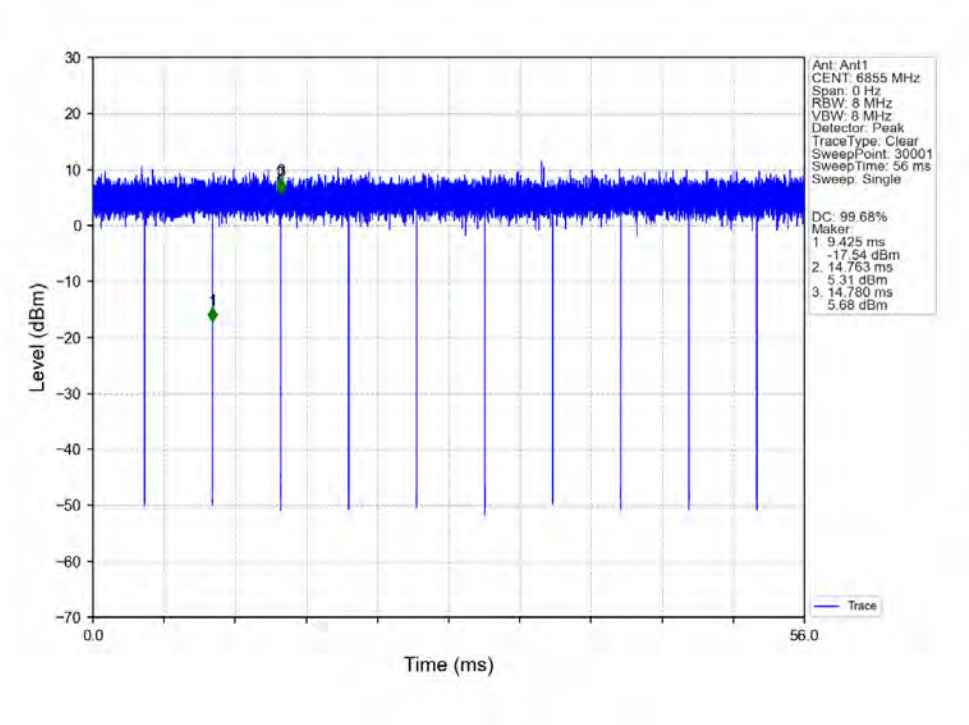

802.11ax(HEW40)_LCH_6565MHz_RU484_Left_Ant1_NTNV

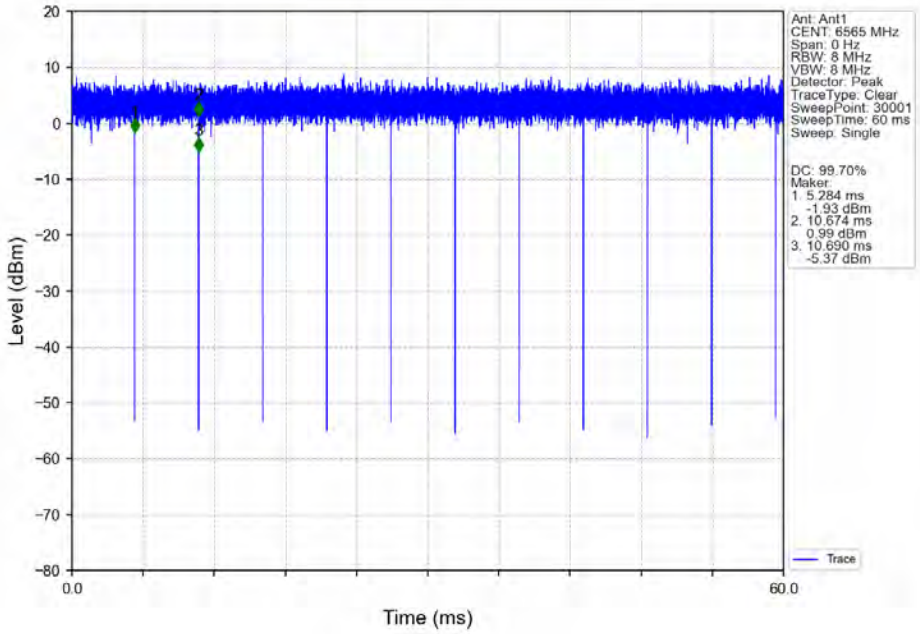
Ant: Ant1
CENT: 6565 MHz
Span: 0 Hz
RBW: 8 MHz
VBW: 8 MHz
Detector: Peak
TraceType: Clear
SweepPoint: 30001
SweepTime: 60 ms
Sweep: Single
DC: 99.70%
Maker:
1. 5.284 ms
-1.93 dBm
2. 10.674 ms
0.99 dBm
3. 10.690 ms
-5.37 dBm
Trace
Level (dBm)
Time (ms)
20
10
0
-10
-20
-30
-40
-50
-60
-70
-80
0.0
60.0

802.11ax(HEW40)_MCH_6685MHz_RU484_Left_Ant1_NTNV

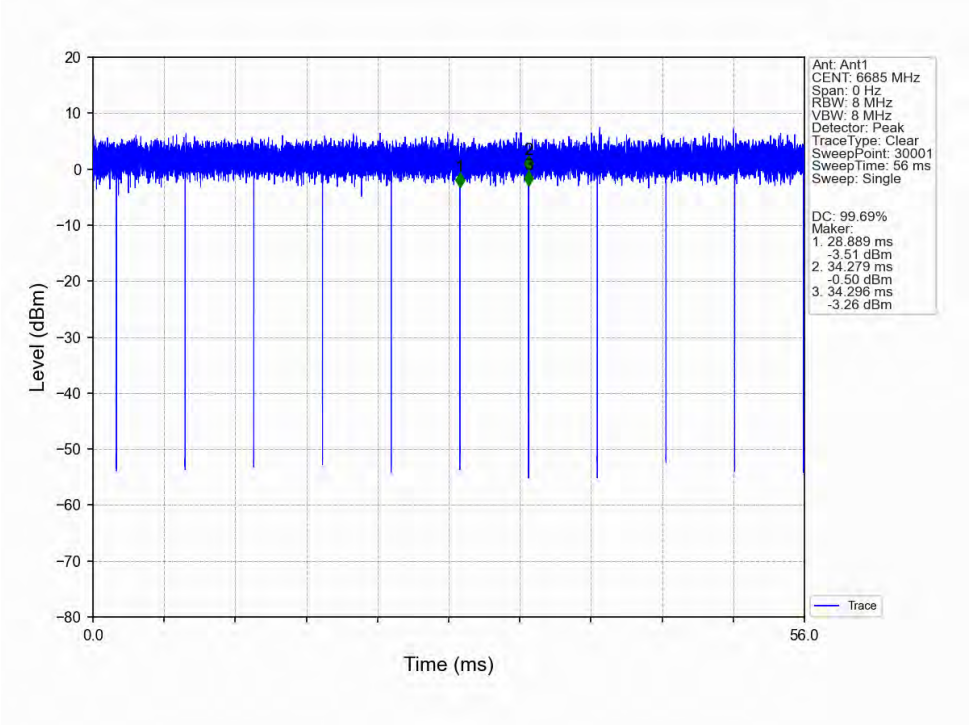

802.11ax(HEW40)_HCH_6845MHz_RU484_Left_Ant1_NTNV

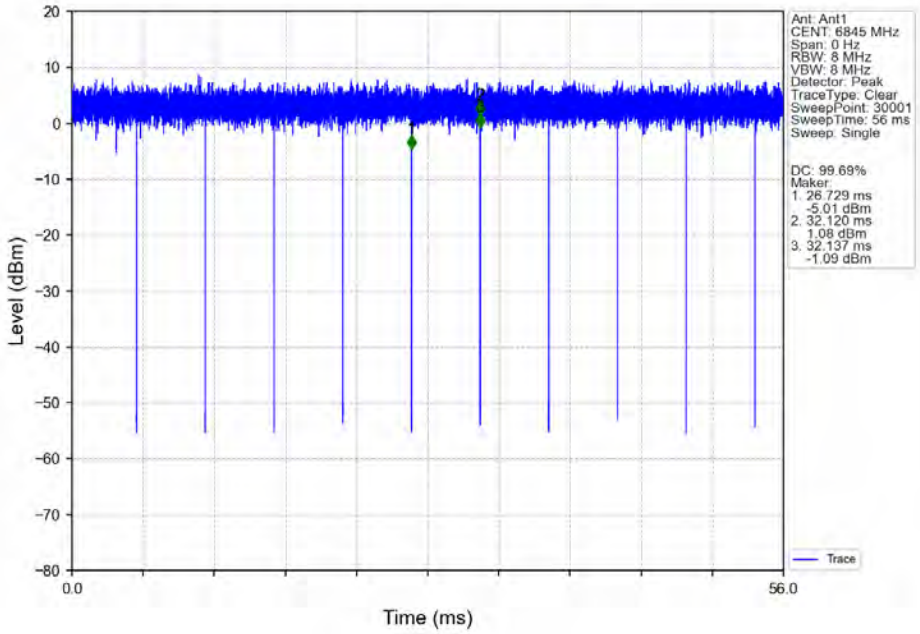
Ant: Ant1
CENT: 6845 MHz
Span: 0 Hz
RBW: 8 MHz
VBW: 8 MHz
Detector: Peak
TraceType: Clear
SweepPoint: 30001
SweepTime: 56 ms
Sweep: Single
DC: 99.69%
Maker:
1. 26.729 ms
-5.01 dBm
2. 32.120 ms
1.08 dBm
3. 32.137 ms
-1.09 dBm
Trace
Level (dBm)
Time (ms)
20
10
0
-10
-20
-30
-40
-50
-60
-70
-80
0.0
56.0

802.11ax(HEW80)_LCH_6625MHz_RU996_Left_Ant1_NTNV

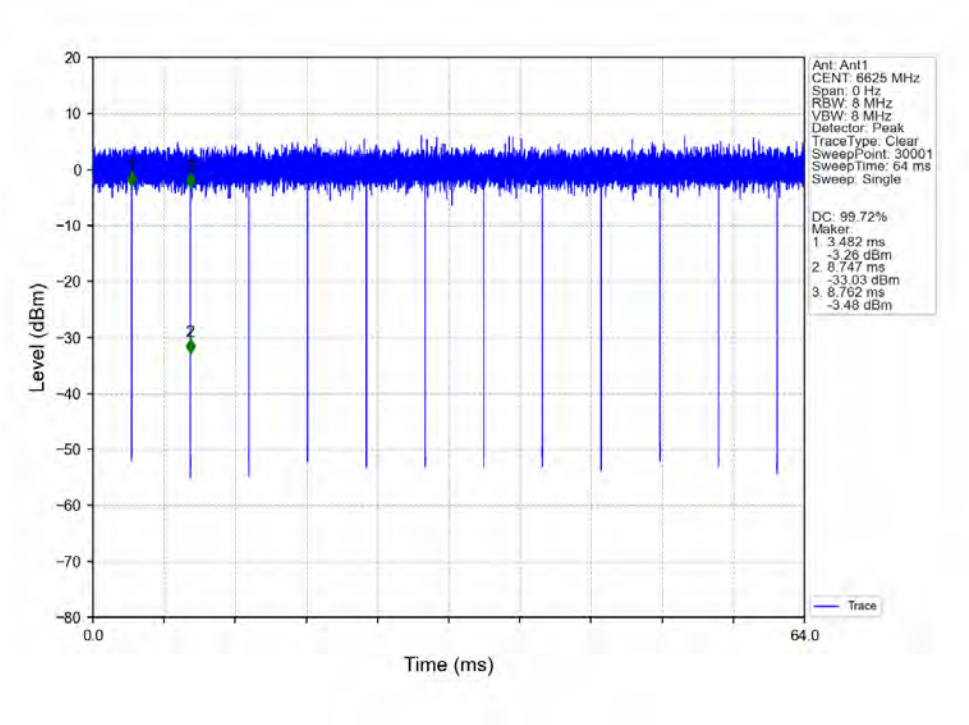

802.11ax(HEW80)_MCH_6705MHz_RU996_Left_Ant1_NTNV

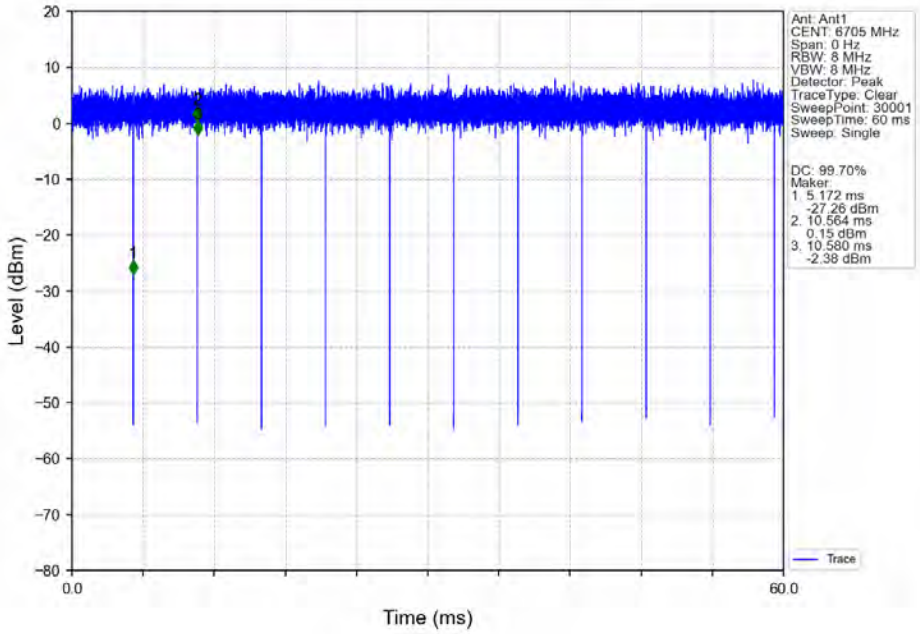
Ant: Ant1
CENT: 6705 MHz
Span: 0 Hz
RBW: 8 MHz
VBW: 8 MHz
Detector: Peak
TraceType: Clear
SweepPoint: 30001
SweepTime: 60 ms
Sweep: Single
DC: 99.70%
Maker:
1. 5.172 ms
-27.26 dBm
2. 10.564 ms
0.15 dBm
3. 10.580 ms
-2.38 dBm
Trace
Level (dBm)
Time (ms)
20
10
0
-10
-20
-30
-40
-50
-60
-70
-80
0.0
60.0

802.11ax(HEW80)_HCH_6785MHz_RU996_Left_Ant1_NTNV

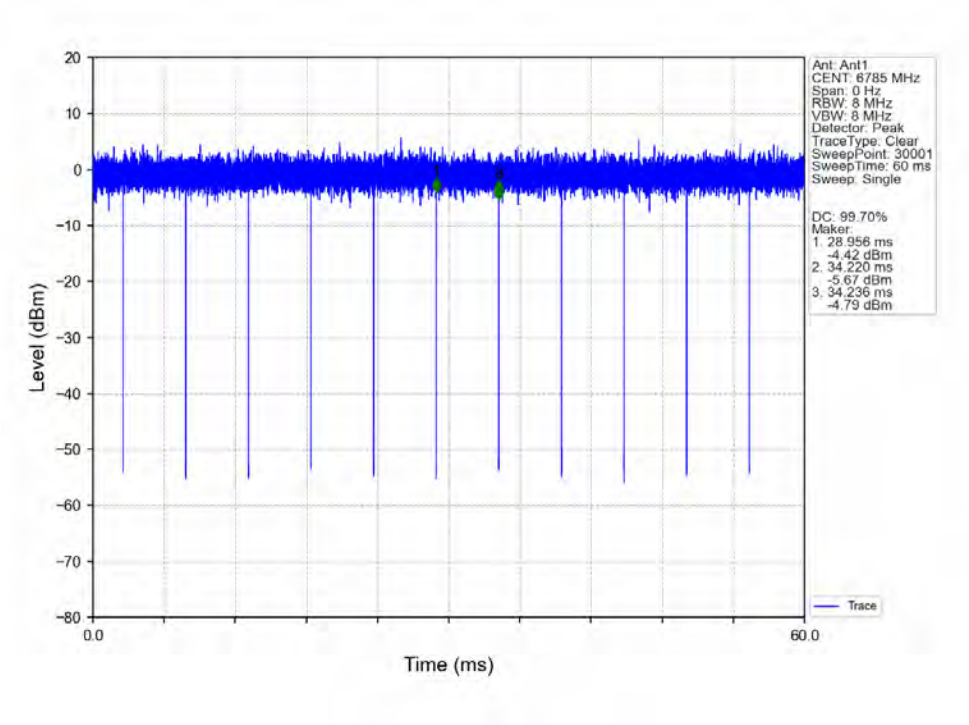

802.11ax(HEW160)_MCH_6665MHz_2xRU996_Left_Ant1_NTNV

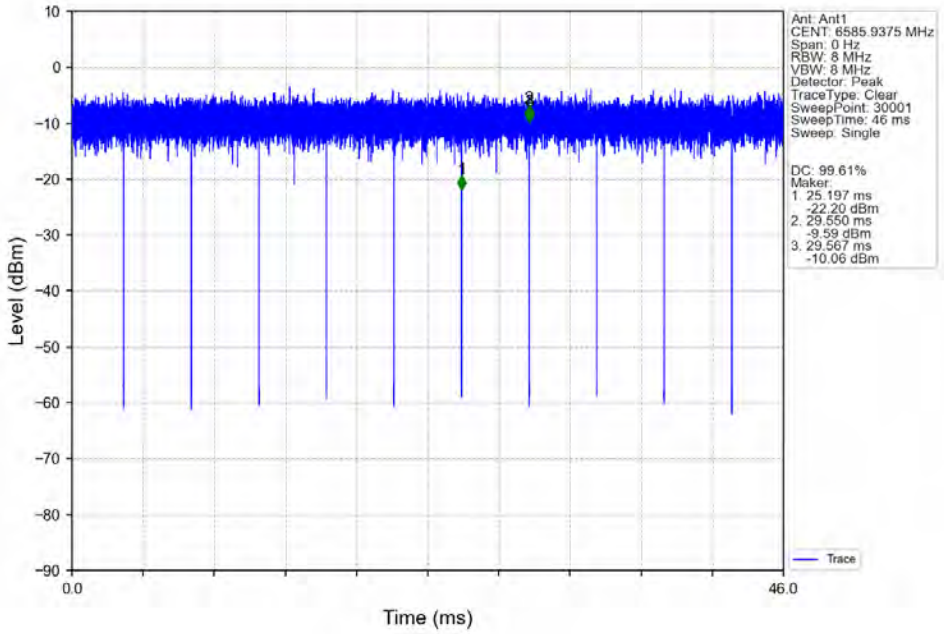
Ant: Ant1
CENT: 6585.9375 MHz
Span: 0 Hz
RBW: 8 MHz
VBW: 8 MHz
Detector: Peak
TraceType: Clear
SweepPoint: 30001
SweepTime: 46 ms
Sweep: Single
DC: 99.61%
Maker:
1. 25.197 ms
-22.20 dBm
2. 29.550 ms
-9.59 dBm
3. 29.567 ms
-10.06 dBm
Trace
Level (dBm)
Time (ms)
10
0
-10
-20
-30
-40
-50
-60
-70
-80
-90
0.0
46.0

1.2.4 Ant1

802.11ax(HEW20)_LCH_6895MHz_RU242_Left_Ant1_NTNV

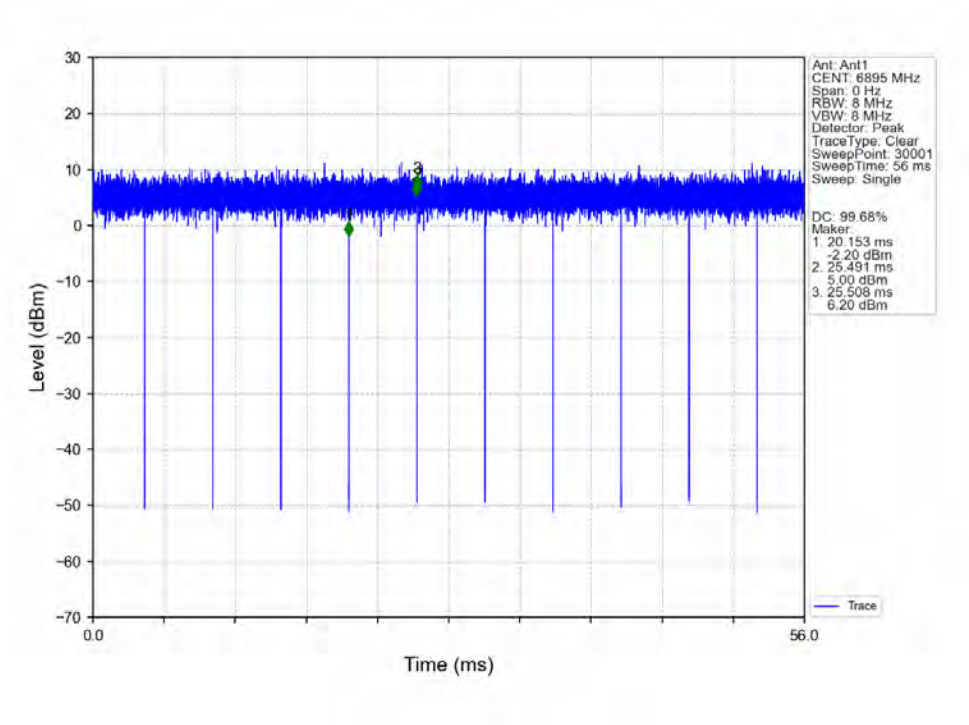

802.11ax(HEW20)_MCH_6995MHz_RU242_Left_Ant1_NTNV

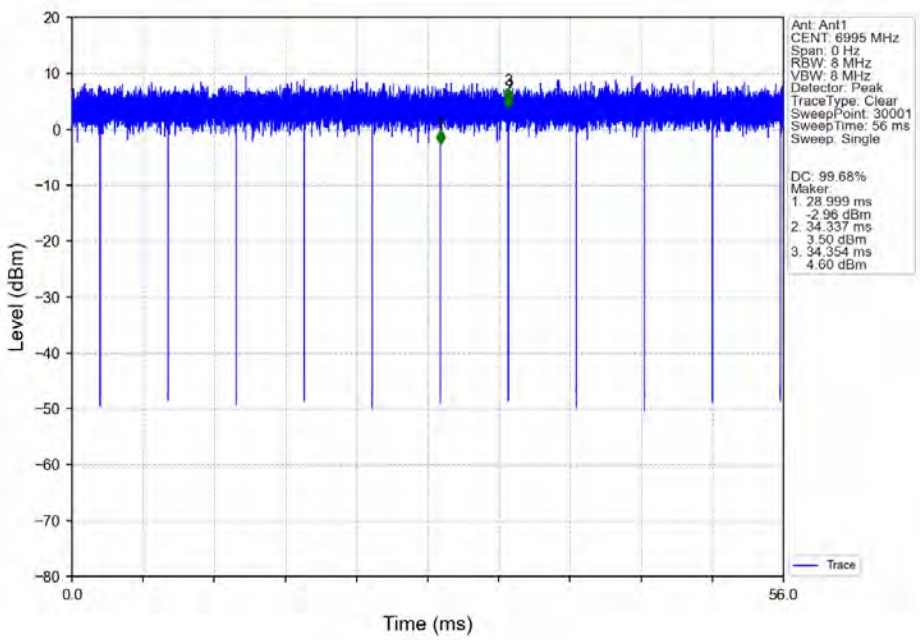
Ant: Ant1
CENT: 6995 MHz
Span: 0 Hz
RBW: 8 MHz
VBW: 8 MHz
Detector: Peak
TraceType: Clear
SweepPoint: 30001
SweepTime: 56 ms
Sweep: Single
DC: 99.68%
Maker
1. 28.999 ms
-2.96 dBm
2. 34.337 ms
3.50 dBm
3. 34.354 ms
4.60 dBm
Trace
Level (dBm)
Time (ms)
20
10
0
-10
-20
-30
-40
-50
-60
-70
-80
0.0
56.0

802.11ax(HEW20)_HCH_7115MHz_RU242_Left_Ant1_NTNV

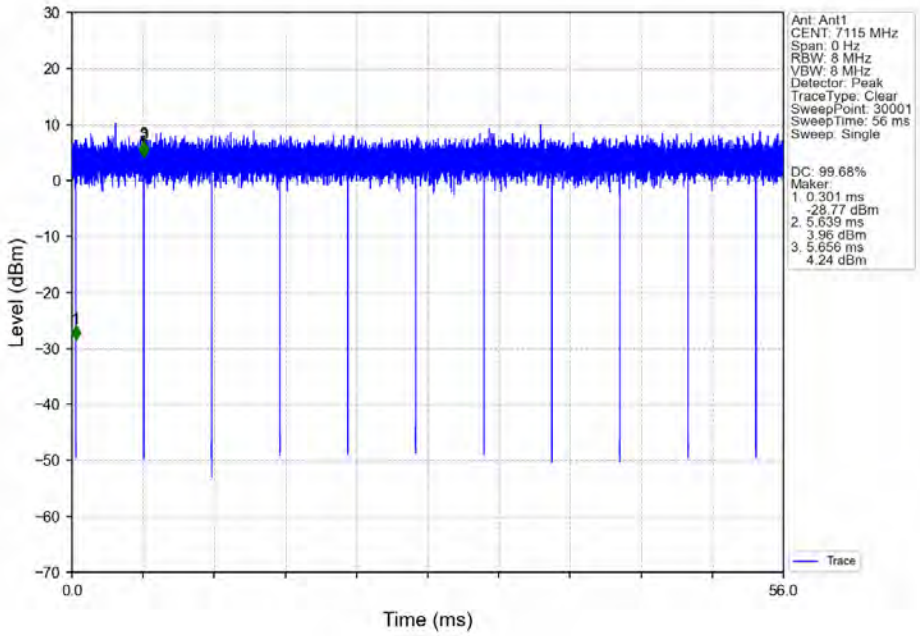

802.11ax(HEW40)_LCH_6925MHz_RU484_Left_Ant1_NTNV

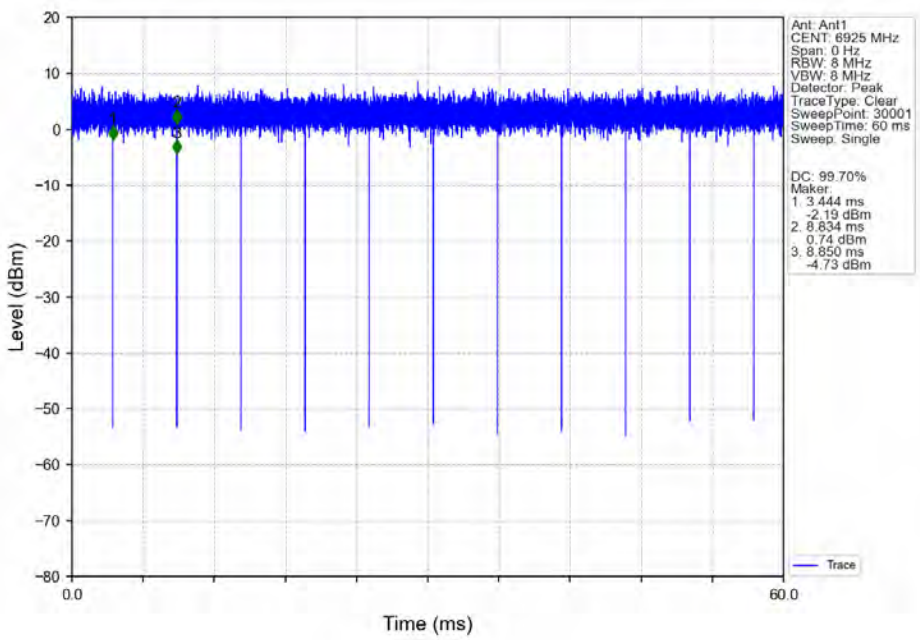
Ant: Ant1
CENT: 6925 MHz
Span: 0 Hz
RBW: 8 MHz
VBW: 8 MHz
Detector: Peak
TraceType: Clear
SweepPoint: 30001
SweepTime: 60 ms
Sweep: Single
DC: 99.70%
Maker:
1. 3.444 ms
-2.19 dBm
2. 8.834 ms
0.74 dBm
3. 8.850 ms
-4.73 dBm
Trace
Level (dBm)
Time (ms)
20
10
0
-10
-20
-30
-40
-50
-60
-70
-80
0.0
60.0

802.11ax(HEW40)_MCH_7005MHz_RU484_Left_Ant1_NTNV

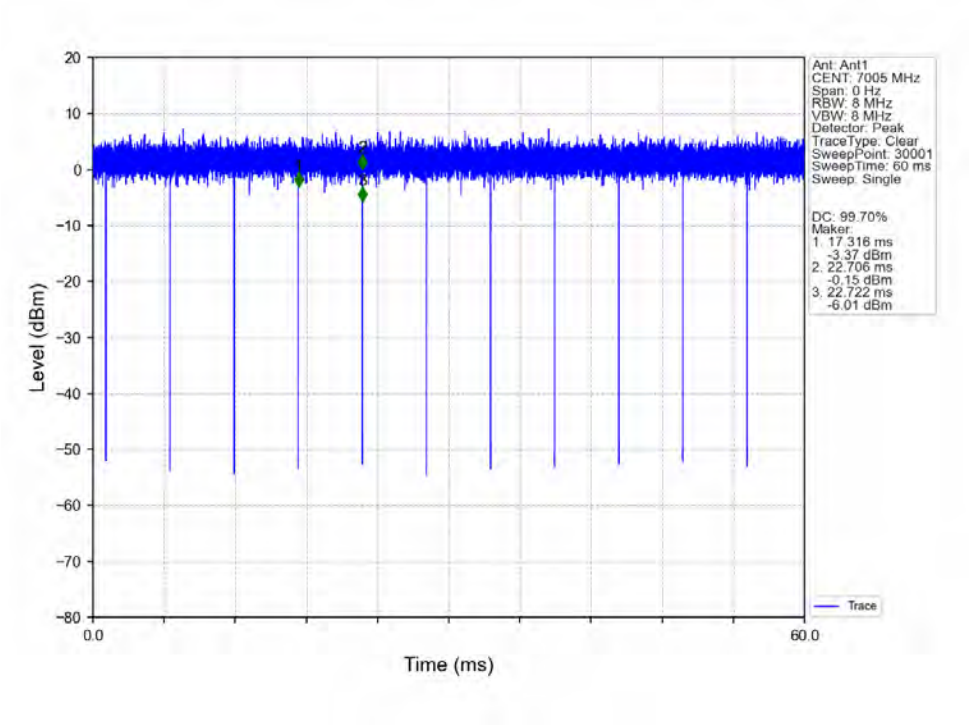

802.11ax(HEW40)_HCH_7085MHz_RU484_Left_Ant1_NTNV

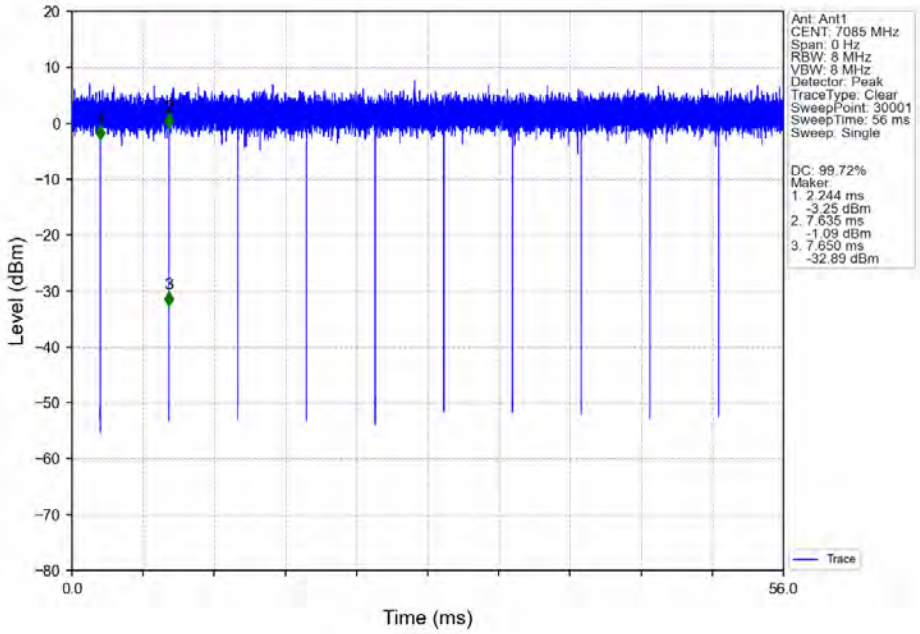
Ant: Ant1
CENT: 7085 MHz
Span: 0 Hz
RBW: 8 MHz
VBW: 8 MHz
Detector: Peak
TraceType: Clear
SweepPoint: 30001
SweepTime: 56 ms
Sweep: Single
DC: 99.72%
Maker:
1. 2.244 ms
-3.25 dBm
2. 7.635 ms
-1.09 dBm
3. 7.650 ms
-32.89 dBm
Trace
Level (dBm)
Time (ms)
20
10
0
-10
-20
-30
-40
-50
-60
-70
-80
0.0
56.0

802.11ax(HEW80)_LCH_6945MHz_RU996_Left_Ant1_NTNV

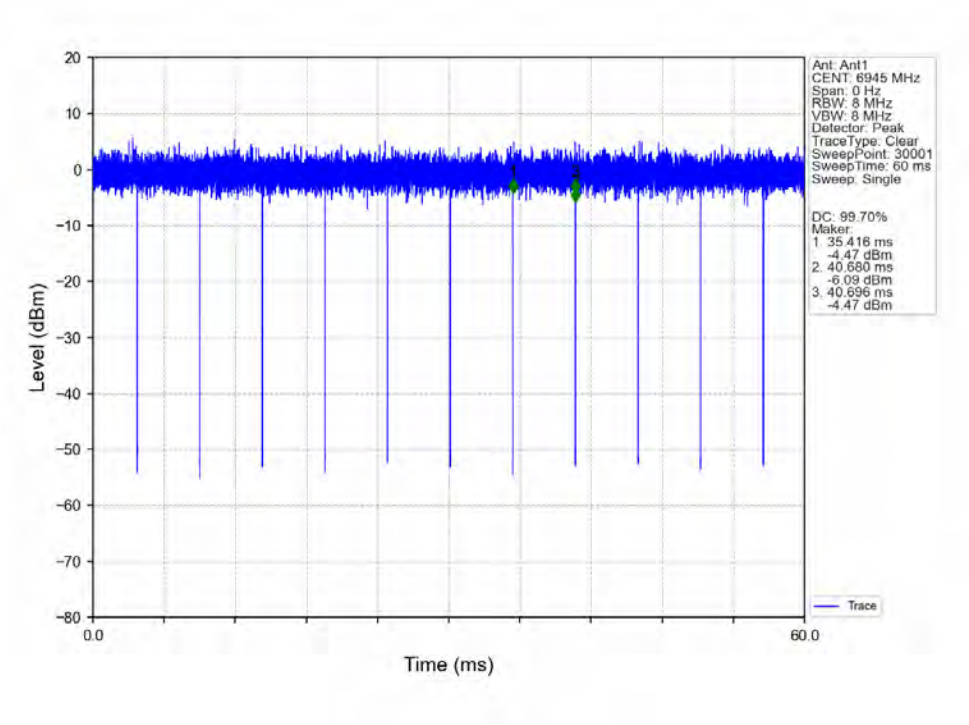

802.11ax(HEW80)_HCH_7025MHz_RU996_Left_Ant1_NTNV

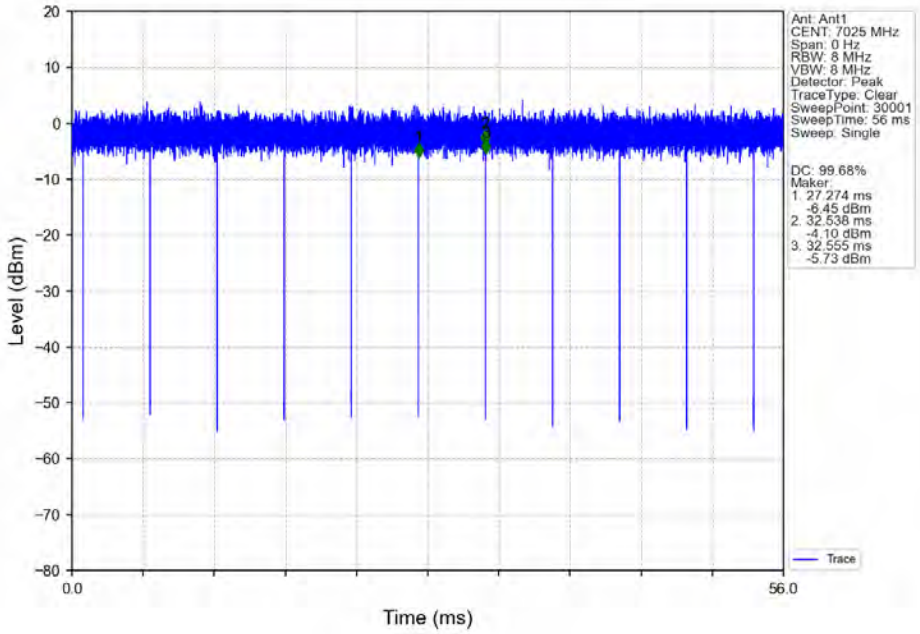
Ant: Ant1
CENT: 7025 MHz
Span: 0 Hz
RBW: 8 MHz
VBW: 8 MHz
Detector: Peak
TraceType: Clear
SweepPoint: 30001
SweepTime: 56 ms
Sweep: Single
DC: 99.68%
Maker
1. 27.274 ms
-6.45 dBm
2. 32.538 ms
-4.10 dBm
3. 32.555 ms
-5.73 dBm
Trace
Level (dBm)
Time (ms)
20
10
0
-10
-20
-30
-40
-50
-60
-70
-80
0.0
56.0

802.11ax(HEW160)_MCH_6985MHz_2xRU996_Left_Ant1_NTNV

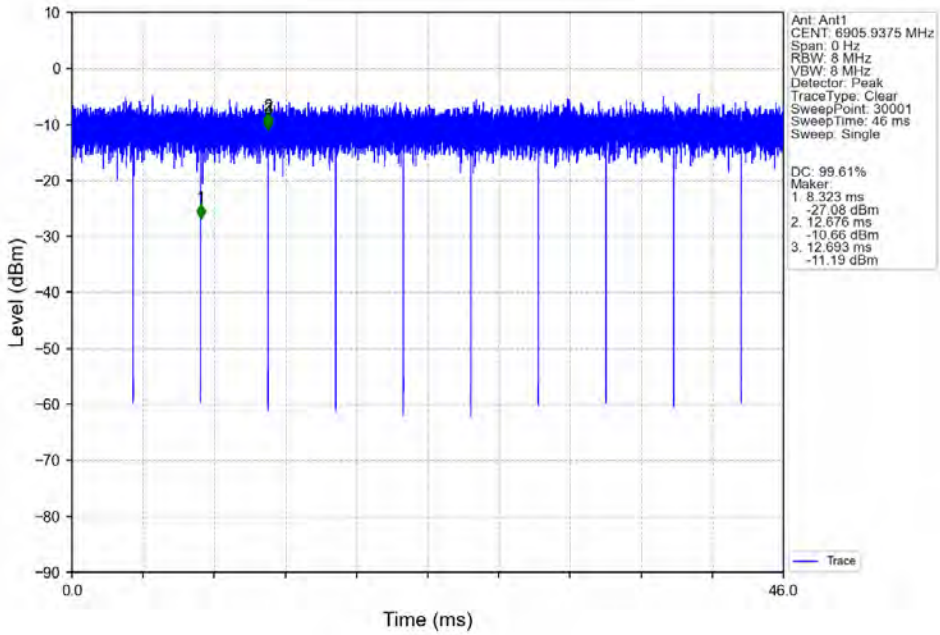

1.2.5 Ant1

802.11ax(HEW20)_HCH_6875MHz_RU242_Left_Ant1_NTNV

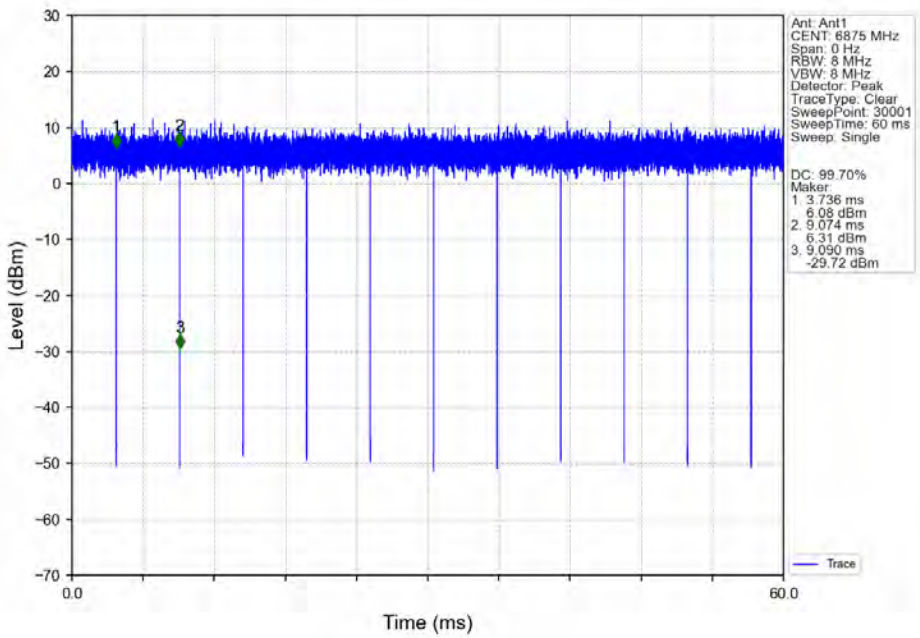

802.11ax(HEW40)_HCH_6885MHz_RU484_Left_Ant1_NTNV

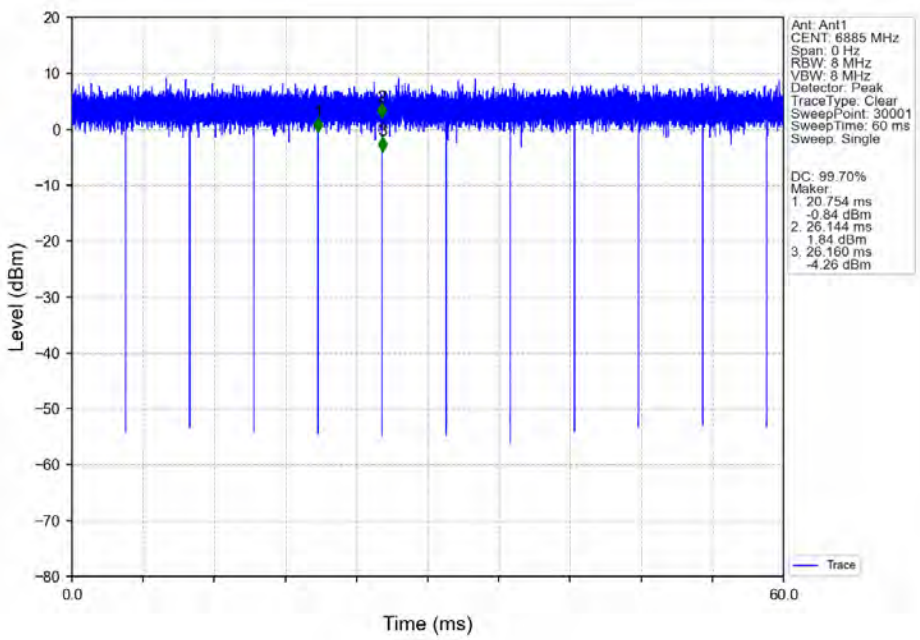
Ant: Ant1
CENT: 6885 MHz
Span: 0 Hz
RBW: 8 MHz
VBW: 8 MHz
Detector: Peak
TraceType: Clear
SweepPoint: 30001
SweepTime: 60 ms
Sweep: Single
DC: 99.70%
Maker:
1. 20.754 ms
-0.84 dBm
2. 26.144 ms
1.84 dBm
3. 26.160 ms
-4.26 dBm
Trace
Level (dBm)
Time (ms)
20
10
0
-10
-20
-30
-40
-50
-60
-70
-80
0.0
60.0

802.11ax(HEW80)_HCH_6865MHz_RU996_Left_Ant1_NTNV

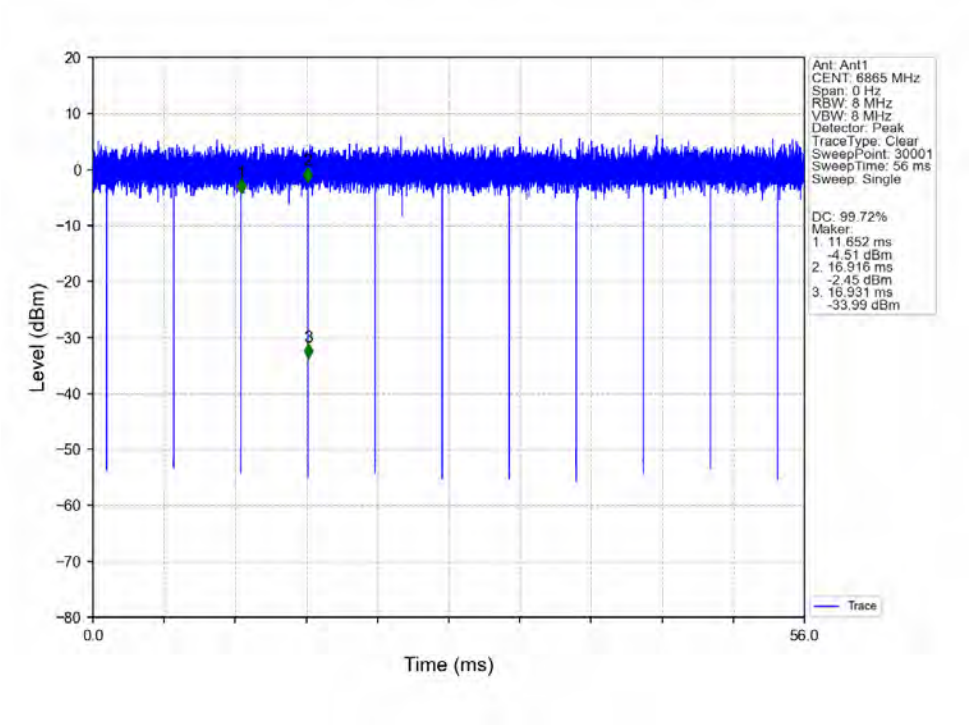

802.11ax(HEW160)_HCH_6825MHz_2xRU996_Left_Ant1_NTNV

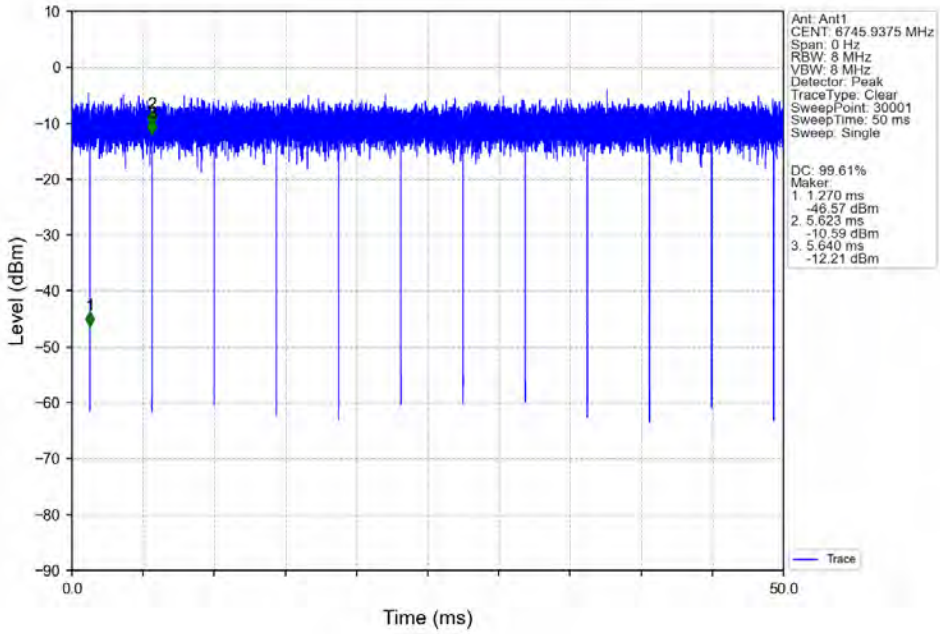
Ant: Ant1
CENT: 6745.9375 MHz
Span: 0 Hz
RBW: 8 MHz
VBW: 8 MHz
Detector: Peak
TraceType: Clear
SweepPoint: 30001
SweepTime: 50 ms
Sweep: Single
DC: 99.61%
Maker
1. 1.270 ms
-46.57 dBm
2. 5.623 ms
-10.59 dBm
3. 5.640 ms
-12.21 dBm
Trace
Level (dBm)
Time (ms)
10
0
-10
-20
-30
-40
-50
-60
-70
-80
-90
0.0
50.0
1
2
3

1.2.6 Ant1

802.11ax(HEW40)_HCH_6525MHz_RU484_Left_Ant1_NTNV

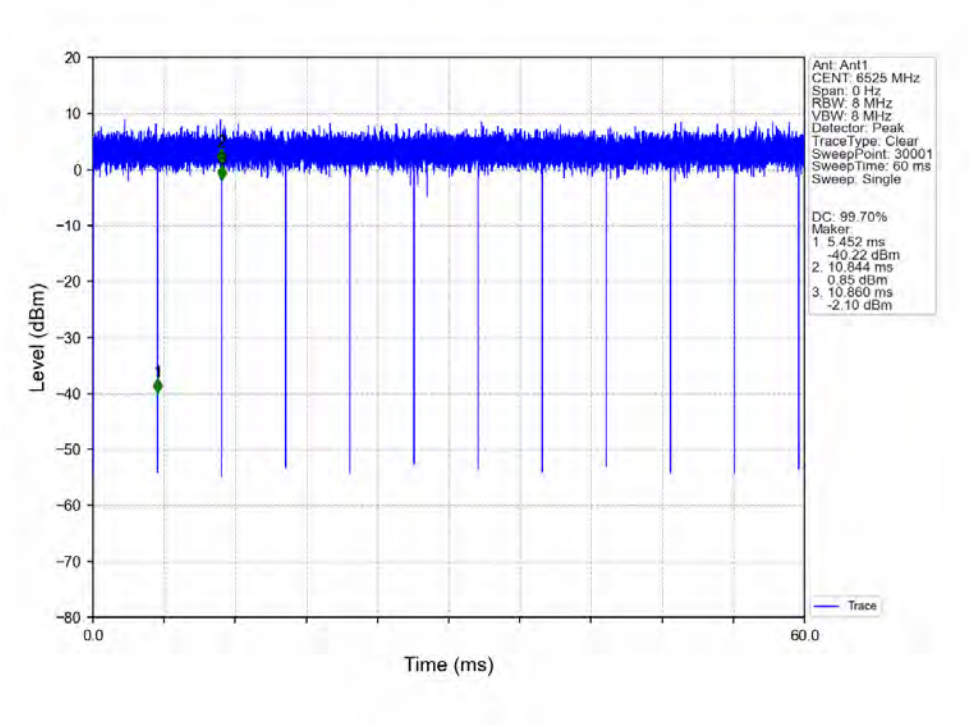

802.11ax(HEW80)_HCH_6545MHz_RU996_Left_Ant1_NTNV

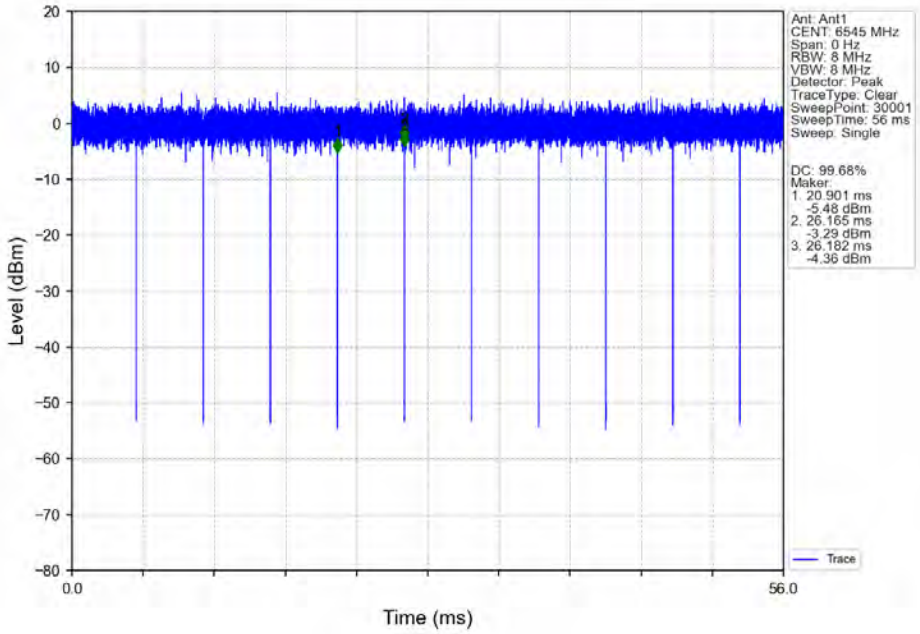
Ant: Ant1
CENT: 6545 MHz
Span: 0 Hz
RBW: 8 MHz
VBW: 8 MHz
Detector: Peak
TraceType: Clear
SweepPoint: 30001
SweepTime: 56 ms
Sweep: Single
DC: 99.68%
Maker
1. 20.901 ms
-5.48 dBm
2. 26.165 ms
-3.29 dBm
3. 26.182 ms
-4.36 dBm
Trace
Level (dBm)
Time (ms)
20
10
0
-10
-20
-30
-40
-50
-60
-70
-80
0.0
56.0

802.11ax(HEW160)_HCH_6505MHz_2xRU996_Left_Ant1_NTNV

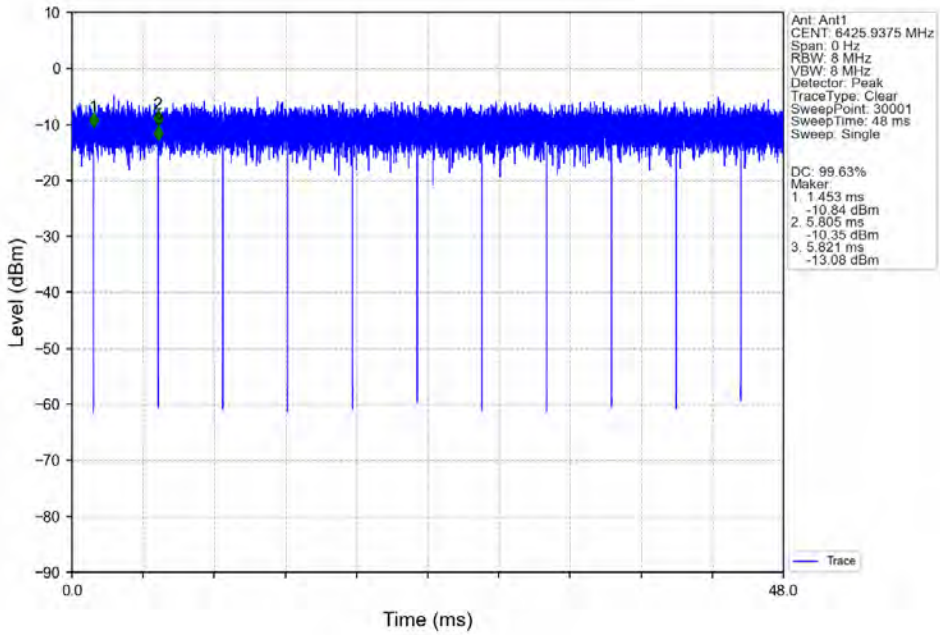

2. Bandwidth

2.1 Test Result

2.1.1 OBW

ENV	Mode	TX Type	Frequency (MHz)	RU	RU Pos	ANT	99% Occupied Bandwidth (MHz)		Verdict
							Result	Limit	
NTNV	802.11ax (HEW20)	MIMO	5955	RU242	Left	1	19.089	/	Pass
						5	19.127	/	Pass
			6175	RU242	Left	1	19.100	/	Pass
						5	19.142	/	Pass
			6415	RU242	Left	1	19.072	/	Pass
						5	19.220	/	Pass
	802.11ax (HEW40)	MIMO	5965	RU484	Left	1	37.999	/	Pass
						5	38.064	/	Pass
			6165	RU484	Left	1	38.038	/	Pass
						5	37.972	/	Pass
			6405	RU484	Left	1	37.875	/	Pass
						5	38.066	/	Pass
	802.11ax (HEW80)	MIMO	5985	RU996	Left	1	77.330	/	Pass
						5	77.671	/	Pass
			6145	RU996	Left	1	77.406	/	Pass
						5	77.707	/	Pass
			6385	RU996	Left	1	77.558	/	Pass
						5	77.628	/	Pass
	802.11ax (HEW160)	MIMO	6025	2xRU996	Left	1	156.386	/	Pass
						5	156.581	/	Pass
			6185	2xRU996	Left	1	155.878	/	Pass

						5	156.412	/	Pass
			6345	2xRU996	Left	1	156.866	/	Pass
						5	156.562	/	Pass

2.1.2 26dB BW

ENV	Mode	TX Type	Frequency (MHz)	RU	RU Pos	ANT	26dB Bandwidth (MHz)		Verdict
							Result	Limit	
NTNV	802.11ax (HEW20)	MIMO	5955	RU242	Left	1	21.313	<=320	Pass
						5	21.195	<=320	Pass
			6175	RU242	Left	1	21.665	<=320	Pass
						5	21.414	<=320	Pass
			6415	RU242	Left	1	21.462	<=320	Pass
						5	21.007	<=320	Pass
	802.11ax (HEW40)	MIMO	5965	RU484	Left	1	40.114	<=320	Pass
						5	40.933	<=320	Pass
			6165	RU484	Left	1	40.569	<=320	Pass
						5	40.649	<=320	Pass
			6405	RU484	Left	1	40.412	<=320	Pass
						5	40.447	<=320	Pass
	802.11ax (HEW80)	MIMO	5985	RU996	Left	1	81.571	<=320	Pass
						5	81.941	<=320	Pass
			6145	RU996	Left	1	81.876	<=320	Pass
						5	82.145	<=320	Pass
			6385	RU996	Left	1	81.609	<=320	Pass
						5	81.319	<=320	Pass
	802.11ax (HEW160)	MIMO	6025	2xRU996	Left	1	164.425	<=320	Pass
						5	164.988	<=320	Pass
			6185	2xRU996	Left	1	164.612	<=320	Pass
						5	163.660	<=320	Pass

			6345	2xRU996	Left	1	165.859	<=320	Pass
						5	165.099	<=320	Pass

2.1.3 OBW

ENV	Mode	TX Type	Frequency (MHz)	RU	RU Pos	ANT	99% Occupied Bandwidth (MHz)		Verdict
							Result	Limit	
NTNV	802.11ax (HEW20)	MIMO	6435	RU242	Left	1	19.083	/	Pass
						5	19.172	/	Pass
			6475	RU242	Left	1	19.118	/	Pass
						5	19.207	/	Pass
			6515	RU242	Left	1	19.122	/	Pass
						5	19.188	/	Pass
	802.11ax (HEW40)	MIMO	6445	RU484	Left	1	37.915	/	Pass
						5	38.070	/	Pass
			6485	RU484	Left	1	37.852	/	Pass
						5	38.096	/	Pass
	802.11ax (HEW80)	MIMO	6465	RU996	Left	1	77.386	/	Pass
						5	77.765	/	Pass

2.1.4 26dB BW

ENV	Mode	TX Type	Frequency (MHz)	RU	RU Pos	ANT	26dB Bandwidth (MHz)		Verdict
							Result	Limit	
NTNV	802.11ax (HEW20)	MIMO	6435	RU242	Left	1	21.002	<=320	Pass
						5	20.787	<=320	Pass
			6475	RU242	Left	1	21.160	<=320	Pass
						5	21.216	<=320	Pass
			6515	RU242	Left	1	20.879	<=320	Pass

						5	21.037	<=320	Pass
	802.11ax (HEW40)	MIMO	6445	RU484	Left	1	40.072	<=320	Pass
						5	40.351	<=320	Pass
			6485	RU484	Left	1	40.112	<=320	Pass
						5	40.329	<=320	Pass
	802.11ax (HEW80)	MIMO	6465	RU996	Left	1	81.545	<=320	Pass
						5	81.796	<=320	Pass

2.1.5 OBW

ENV	Mode	TX Type	Frequency (MHz)	RU	RU Pos	ANT	99% Occupied Bandwidth (MHz)		Verdict
							Result	Limit	
NTNV	802.11ax (HEW20)	MIMO	6535	RU242	Left	1	19.106	/	Pass
						5	19.188	/	Pass
			6695	RU242	Left	1	19.015	/	Pass
						5	19.118	/	Pass
			6855	RU242	Left	1	19.008	/	Pass
						5	19.166	/	Pass
	802.11ax (HEW40)	MIMO	6565	RU484	Left	1	37.977	/	Pass
						5	37.873	/	Pass
			6685	RU484	Left	1	37.909	/	Pass
						5	37.967	/	Pass
			6845	RU484	Left	1	37.861	/	Pass
						5	37.832	/	Pass
	802.11ax (HEW80)	MIMO	6625	RU996	Left	1	77.475	/	Pass
						5	77.790	/	Pass
			6705	RU996	Left	1	77.197	/	Pass
						5	78.037	/	Pass
			6785	RU996	Left	1	77.178	/	Pass

						5	77.574	/	Pass
	802.11ax (HEW160)	MIMO	6665	2xRU996	Left	1	156.905	/	Pass
						5	156.335	/	Pass

2.1.6 26dB BW

ENV	Mode	TX Type	Frequency (MHz)	RU	RU Pos	ANT	26dB Bandwidth (MHz)		Verdict
							Result	Limit	
NTNV	802.11ax (HEW20)	MIMO	6535	RU242	Left	1	21.337	<=320	Pass
						5	20.948	<=320	Pass
			6695	RU242	Left	1	20.939	<=320	Pass
						5	21.137	<=320	Pass
			6855	RU242	Left	1	21.312	<=320	Pass
						5	20.934	<=320	Pass
	802.11ax (HEW40)	MIMO	6565	RU484	Left	1	40.965	<=320	Pass
						5	40.782	<=320	Pass
			6685	RU484	Left	1	40.386	<=320	Pass
						5	40.751	<=320	Pass
			6845	RU484	Left	1	40.537	<=320	Pass
						5	40.374	<=320	Pass
	802.11ax (HEW80)	MIMO	6625	RU996	Left	1	82.592	<=320	Pass
						5	81.978	<=320	Pass
			6705	RU996	Left	1	81.675	<=320	Pass
						5	81.544	<=320	Pass
			6785	RU996	Left	1	81.416	<=320	Pass
						5	82.122	<=320	Pass
	802.11ax (HEW160)	MIMO	6665	2xRU996	Left	1	165.159	<=320	Pass
						5	164.012	<=320	Pass

2.1.7 OBW

ENV	Mode	TX Type	Frequency (MHz)	RU	RU Pos	ANT	99% Occupied Bandwidth (MHz)		Verdict
							Result	Limit	
NTNV	802.11ax (HEW20)	MIMO	6895	RU242	Left	1	19.057	/	Pass
						5	19.164	/	Pass
			6995	RU242	Left	1	19.036	/	Pass
						5	19.129	/	Pass
			7115	RU242	Left	1	19.089	/	Pass
						5	19.091	/	Pass
	802.11ax (HEW40)	MIMO	6925	RU484	Left	1	37.861	/	Pass
						5	38.050	/	Pass
			7005	RU484	Left	1	37.912	/	Pass
						5	37.954	/	Pass
			7085	RU484	Left	1	37.851	/	Pass
						5	37.837	/	Pass
	802.11ax (HEW80)	MIMO	6945	RU996	Left	1	77.197	/	Pass
						5	77.724	/	Pass
			7025	RU996	Left	1	77.276	/	Pass
						5	77.492	/	Pass
	802.11ax (HEW160)	MIMO	6985	2xRU996	Left	1	156.127	/	Pass
						5	156.826	/	Pass

2.1.8 26dB BW

ENV	Mode	TX Type	Frequency (MHz)	RU	RU Pos	ANT	26dB Bandwidth (MHz)		Verdict
							Result	Limit	
NTNV	802.11ax (HEW20)	MIMO	6895	RU242	Left	1	20.661	<=320	Pass
						5	21.289	<=320	Pass
			6995	RU242	Left	1	21.113	<=320	Pass
						5	20.736	<=320	Pass

			7115	RU242	Left	1	21.120	<=320	Pass
						5	21.002	<=320	Pass
	802.11ax (HEW40)	MIMO	6925	RU484	Left	1	40.307	<=320	Pass
						5	40.254	<=320	Pass
			7005	RU484	Left	1	40.358	<=320	Pass
						5	40.525	<=320	Pass
			7085	RU484	Left	1	40.392	<=320	Pass
						5	40.367	<=320	Pass
	802.11ax (HEW80)	MIMO	6945	RU996	Left	1	81.346	<=320	Pass
						5	81.989	<=320	Pass
			7025	RU996	Left	1	81.742	<=320	Pass
						5	82.203	<=320	Pass
	802.11ax (HEW160)	MIMO	6985	2xRU996	Left	1	164.566	<=320	Pass
						5	165.489	<=320	Pass

2.1.9 OBW

ENV	Mode	TX Type	Frequency (MHz)	RU	RU Pos	ANT	99% Occupied Bandwidth (MHz)		Verdict
							Result	Limit	
NTNV	802.11ax (HEW20)	MIMO	6875	RU242	Left	1	19.049	/	Pass
						5	19.183	/	Pass
	802.11ax (HEW40)	MIMO	6885	RU484	Left	1	37.790	/	Pass
						5	38.044	/	Pass
	802.11ax (HEW80)	MIMO	6865	RU996	Left	1	77.356	/	Pass
						5	77.296	/	Pass
	802.11ax (HEW160)	MIMO	6825	2xRU996	Left	1	156.398	/	Pass
						5	156.423	/	Pass

2.1.10 26dB BW

ENV	Mode	TX Type	Frequency (MHz)	RU	RU Pos	ANT	26dB Bandwidth (MHz)		Verdict
							Result	Limit	
NTNV	802.11ax (HEW20)	MIMO	6875	RU242	Left	1	20.671	<=320	Pass
						5	21.558	<=320	Pass
	802.11ax (HEW40)	MIMO	6885	RU484	Left	1	40.529	<=320	Pass
						5	40.574	<=320	Pass
	802.11ax (HEW80)	MIMO	6865	RU996	Left	1	81.872	<=320	Pass
						5	81.988	<=320	Pass
	802.11ax (HEW160)	MIMO	6825	2xRU996	Left	1	164.630	<=320	Pass
						5	165.310	<=320	Pass

2.1.11 OBW

ENV	Mode	TX Type	Frequency (MHz)	RU	RU Pos	ANT	99% Occupied Bandwidth (MHz)		Verdict
							Result	Limit	
NTNV	802.11ax (HEW40)	MIMO	6525	RU484	Left	1	37.861	/	Pass
						5	38.033	/	Pass
	802.11ax (HEW80)	MIMO	6545	RU996	Left	1	77.355	/	Pass
						5	77.576	/	Pass
	802.11ax (HEW160)	MIMO	6505	2xRU996	Left	1	156.091	/	Pass
						5	156.028	/	Pass

2.1.12 26dB BW

ENV	Mode	TX Type	Frequency (MHz)	RU	RU Pos	ANT	26dB Bandwidth (MHz)		Verdict
							Result	Limit	
NTNV	802.11ax (HEW40)	MIMO	6525	RU484	Left	1	40.267	<=320	Pass
						5	40.420	<=320	Pass
	802.11ax	MIMO	6545	RU996	Left	1	81.743	<=320	Pass

	(HEW80)					5	81.863	<=320	Pass
	802.11ax (HEW160)	MIMO	6505	2xRU996	Left	1	164.701	<=320	Pass
						5	164.299	<=320	Pass

2.2 Test Graph

2.2.1 OBW

802.11ax(HEW20)_LCH_5955MHz_RU242_Left_Ant1_NTNV

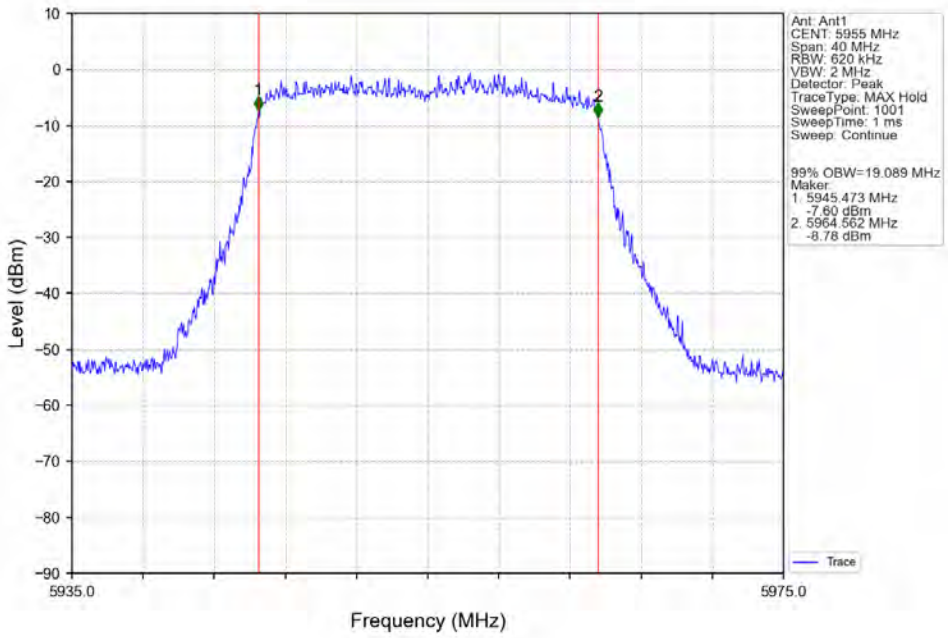

802.11ax(HEW20)_LCH_5955MHz_RU242_Left_Ant5_NTNV

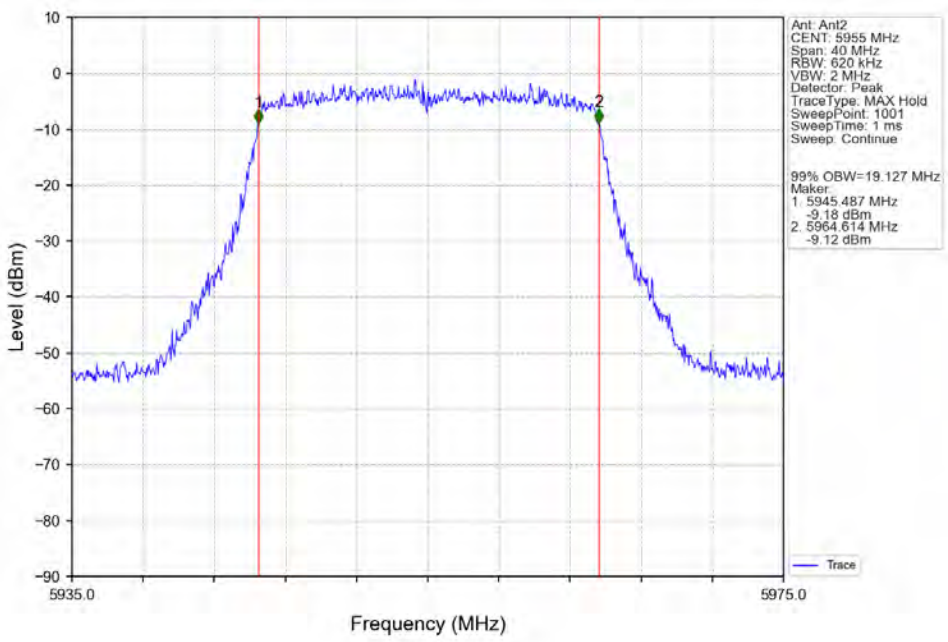

802.11ax(HEW20)_MCH_6175MHz_RU242_Left_Ant1_NTNV

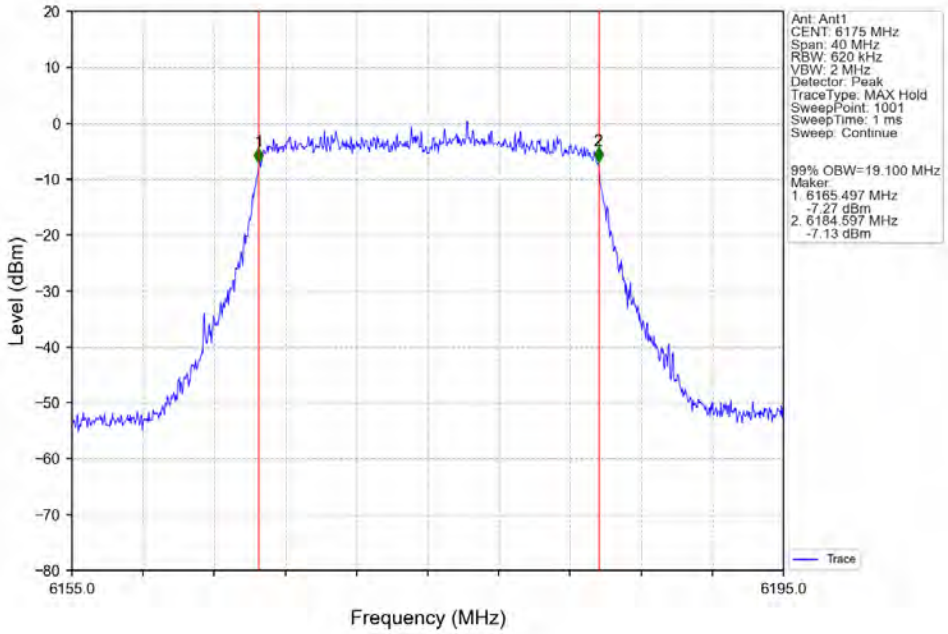

802.11ax(HEW20)_MCH_6175MHz_RU242_Left_Ant5_NTNV

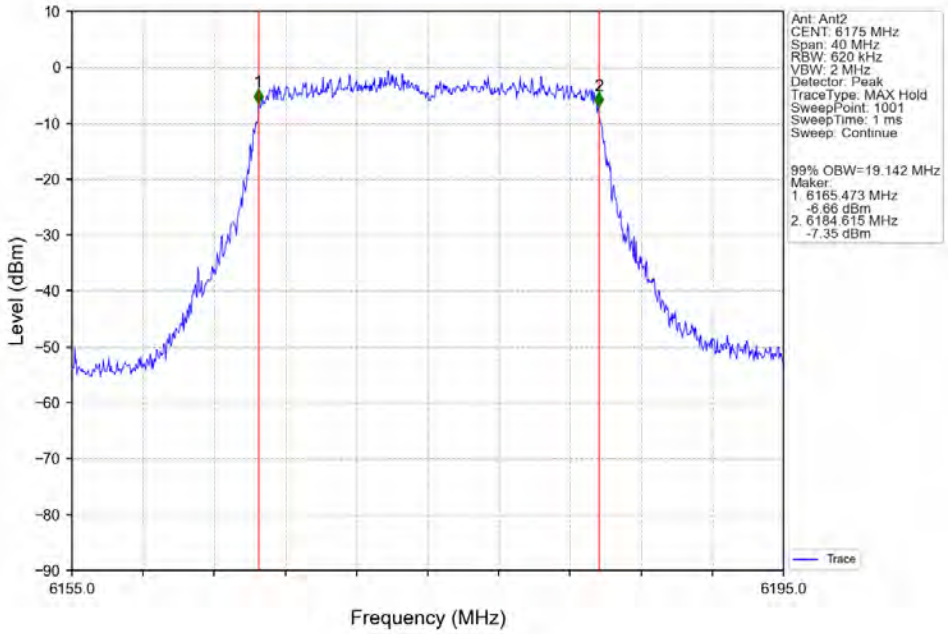
Ant: Ant2
CENT: 6175 MHz
Span: 40 MHz
RBW: 620 kHz
VBW: 2 MHz
Detector: Peak
TraceType: MAX Hold
SweepPoint: 1001
SweepTime: 1 ms
Sweep: Continue
99% OBW=19.142 MHz
Maker:
1. 6165.473 MHz
-6.66 dBm
2. 6184.615 MHz
-7.35 dBm
Trace
Level (dBm)
Frequency (MHz)
6155.0
6195.0
10
0
-10
-20
-30
-40
-50
-60
-70
-80
-90
1
2

802.11ax(HEW20)_HCH_6415MHz_RU242_Left_Ant1_NTNV

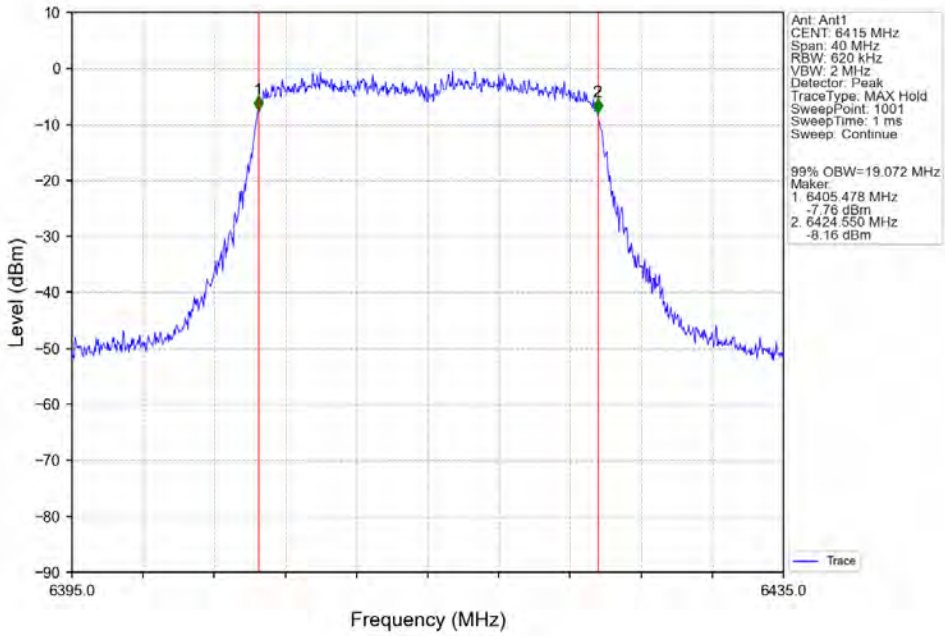

802.11ax(HEW20)_HCH_6415MHz_RU242_Left_Ant5_NTNV

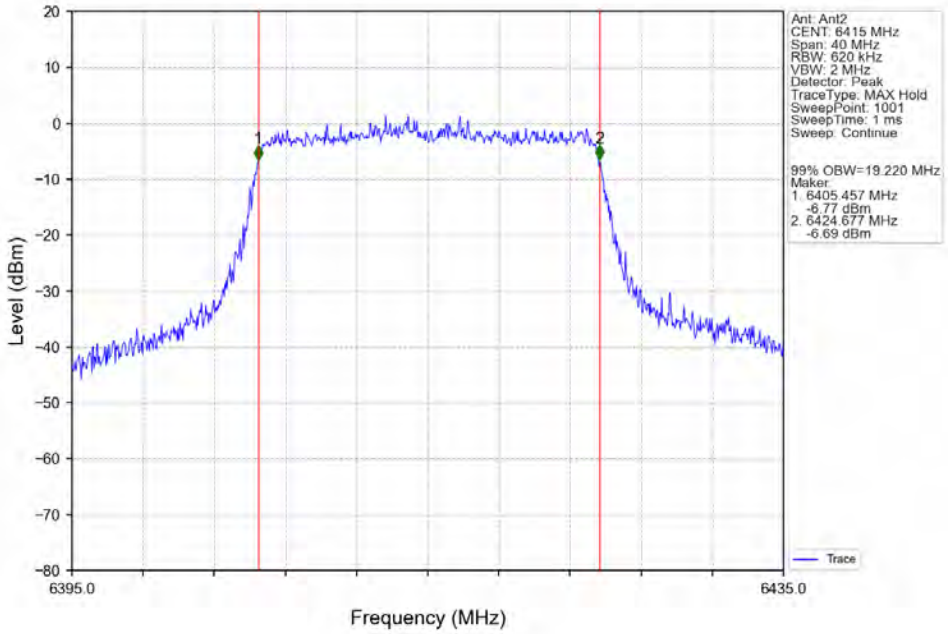
Ant: Ant2
CENT: 6415 MHz
Span: 40 MHz
RBW: 620 kHz
VBW: 2 MHz
Detector: Peak
TraceType: MAX Hold
SweepPoint: 1001
SweepTime: 1 ms
Sweep: Continue
99% OBW=19.220 MHz
Maker
1. 6405.457 MHz
-6.77 dBm
2. 6424.677 MHz
-6.69 dBm
Trace
Level (dBm)
Frequency (MHz)
6395.0
6435.0
20
10
0
-10
-20
-30
-40
-50
-60
-70
-80

802.11ax(HEW40)_LCH_5965MHz_RU484_Left_Ant1_NTNV

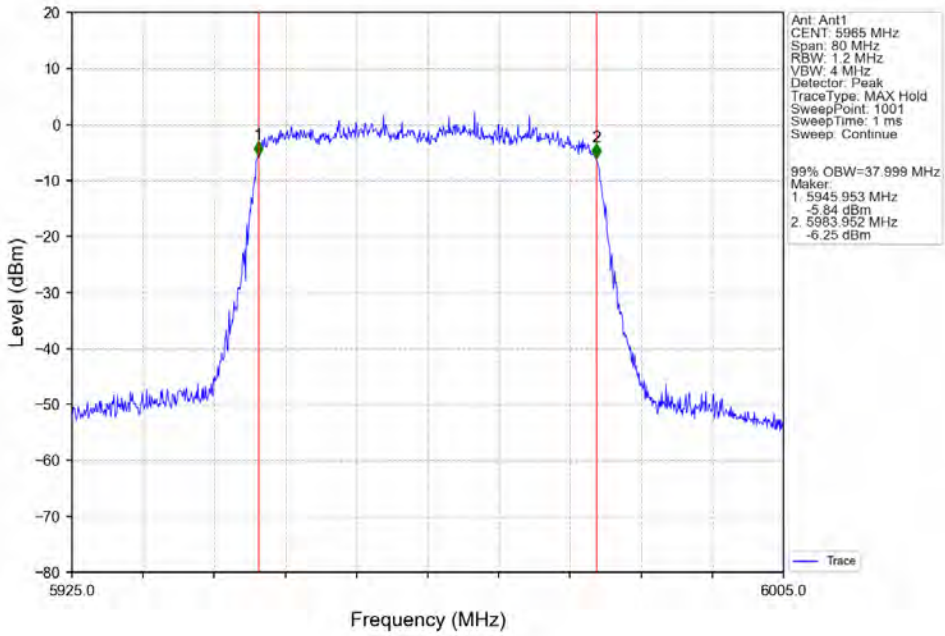

802.11ax(HEW40)_LCH_5965MHz_RU484_Left_Ant5_NTNV

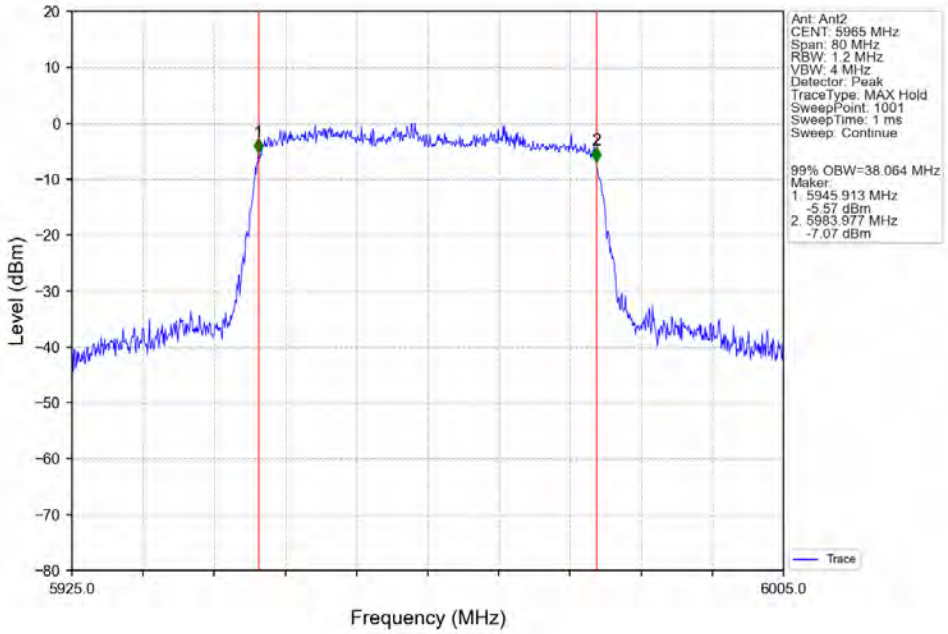
Ant: Ant2
CENT: 5965 MHz
Span: 80 MHz
RBW: 1.2 MHz
VBW: 4 MHz
Detector: Peak
TraceType: MAX Hold
SweepPoint: 1001
SweepTime: 1 ms
Sweep: Continue
99% OBW=38.064 MHz
Maker:
1. 5945.913 MHz
-5.57 dBm
2. 5983.977 MHz
-7.07 dBm
Trace
Level (dBm)
Frequency (MHz)
5925.0
6005.0
20
10
0
-10
-20
-30
-40
-50
-60
-70
-80
1
2

802.11ax(HEW40)_MCH_6165MHz_RU484_Left_Ant1_NTNV

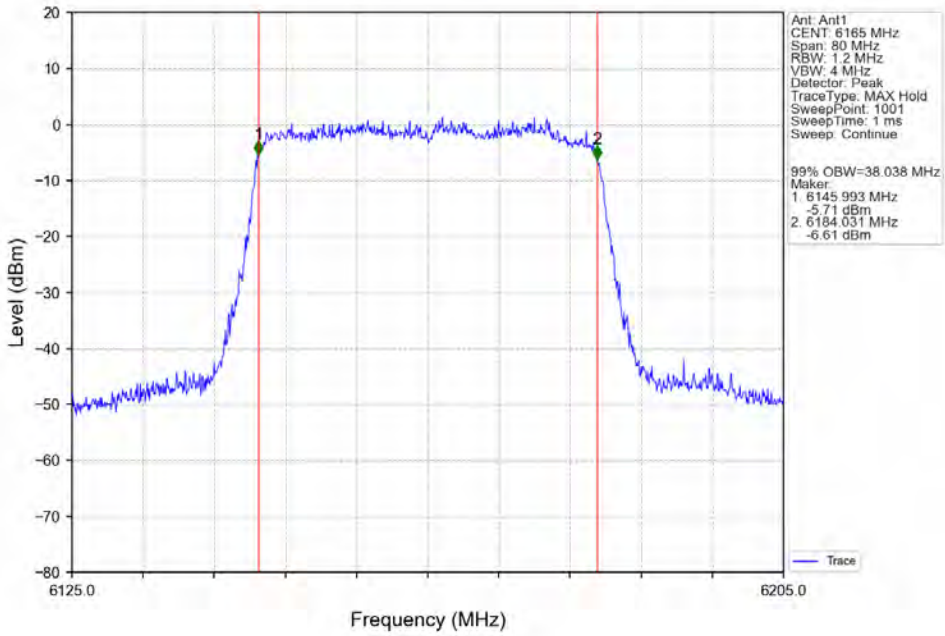

802.11ax(HEW40)_MCH_6165MHz_RU484_Left_Ant5_NTNV

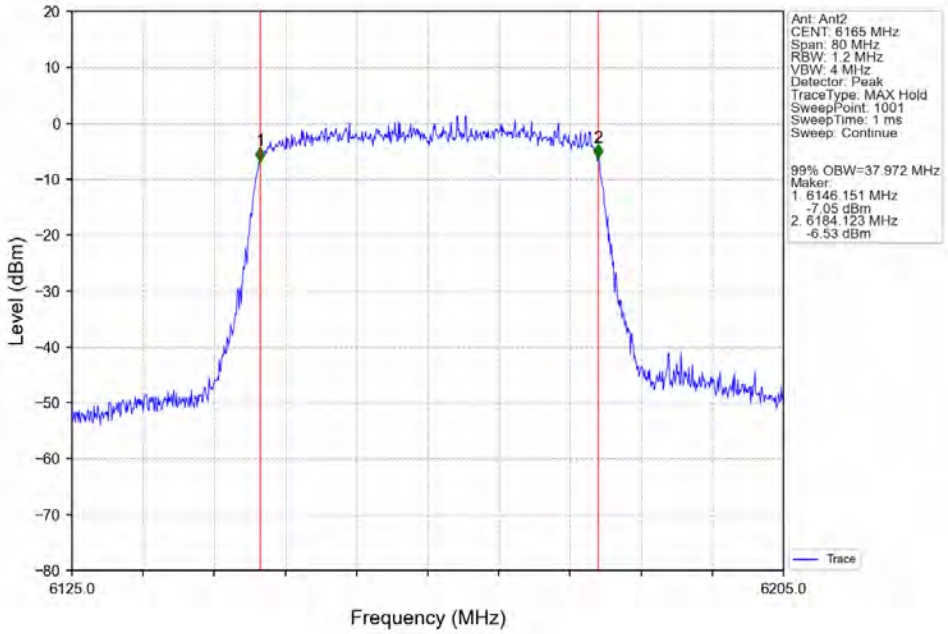
Ant: Ant2
CENT: 6165 MHz
Span: 80 MHz
RBW: 1.2 MHz
VBW: 4 MHz
Detector: Peak
TraceType: MAX Hold
SweepPoint: 1001
SweepTime: 1 ms
Sweep: Continue
99% OBW=37.972 MHz
Maker:
1. 6146.151 MHz
-7.05 dBm
2. 6184.123 MHz
-6.53 dBm
Trace
Level (dBm)
Frequency (MHz)
6125.0
6205.0
20
10
0
-10
-20
-30
-40
-50
-60
-70
-80
1
2

802.11ax(HEW40)_HCH_6405MHz_RU484_Left_Ant1_NTNV

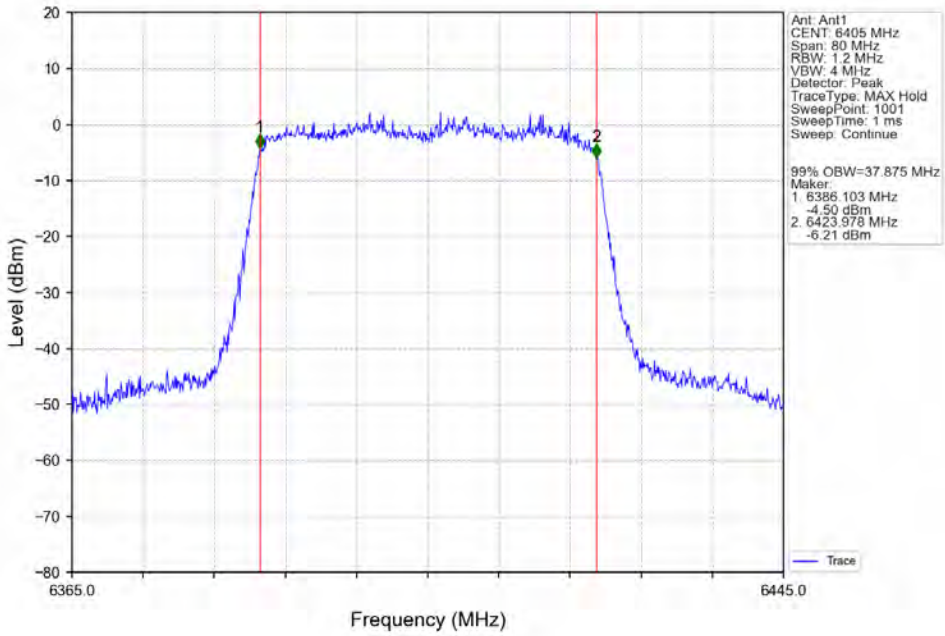

802.11ax(HEW40)_HCH_6405MHz_RU484_Left_Ant5_NTNV

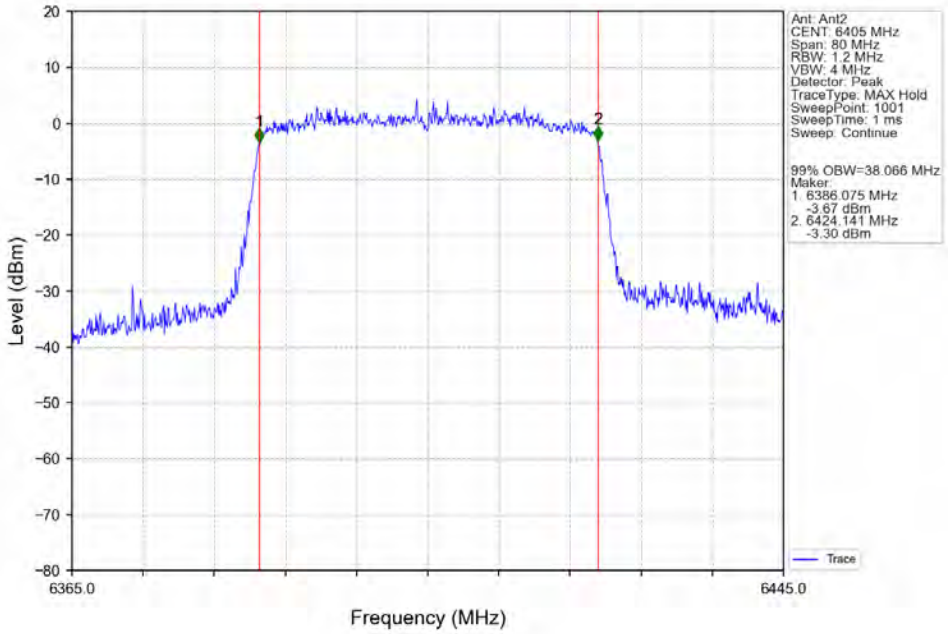
Ant: Ant2
CENT: 6405 MHz
Span: 80 MHz
RBW: 1.2 MHz
VBW: 4 MHz
Detector: Peak
TraceType: MAX Hold
SweepPoint: 1001
SweepTime: 1 ms
Sweep: Continue
99% OBW=38.066 MHz
Maker:
1. 6386.075 MHz
-3.67 dBm
2. 6424.141 MHz
-3.30 dBm
Trace
Level (dBm)
Frequency (MHz)
6365.0
6445.0
20
10
0
-10
-20
-30
-40
-50
-60
-70
-80
1
2

802.11ax(HEW80)_LCH_5985MHz_RU996_Left_Ant1_NTNV

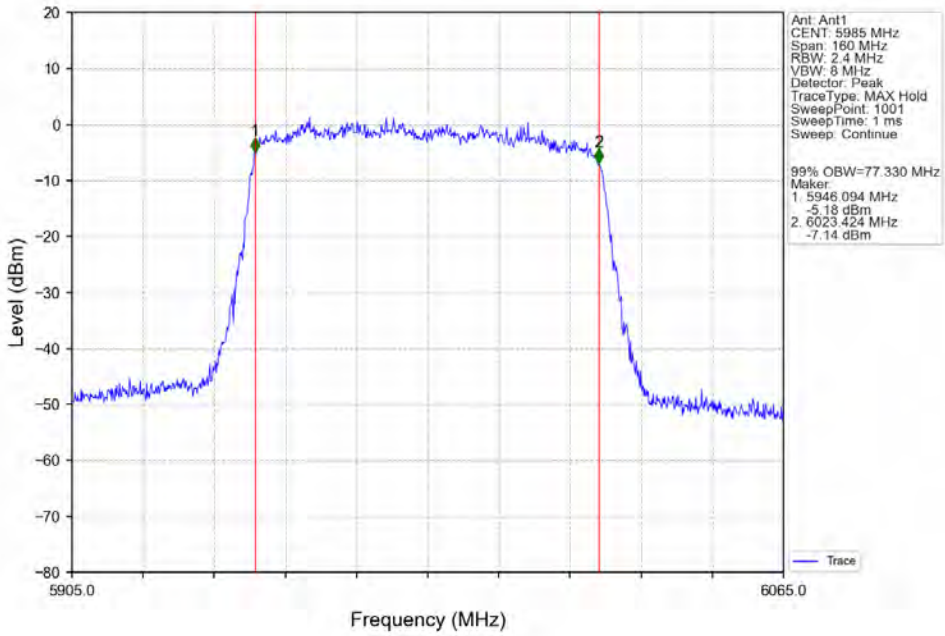

802.11ax(HEW80)_LCH_5985MHz_RU996_Left_Ant5_NTNV

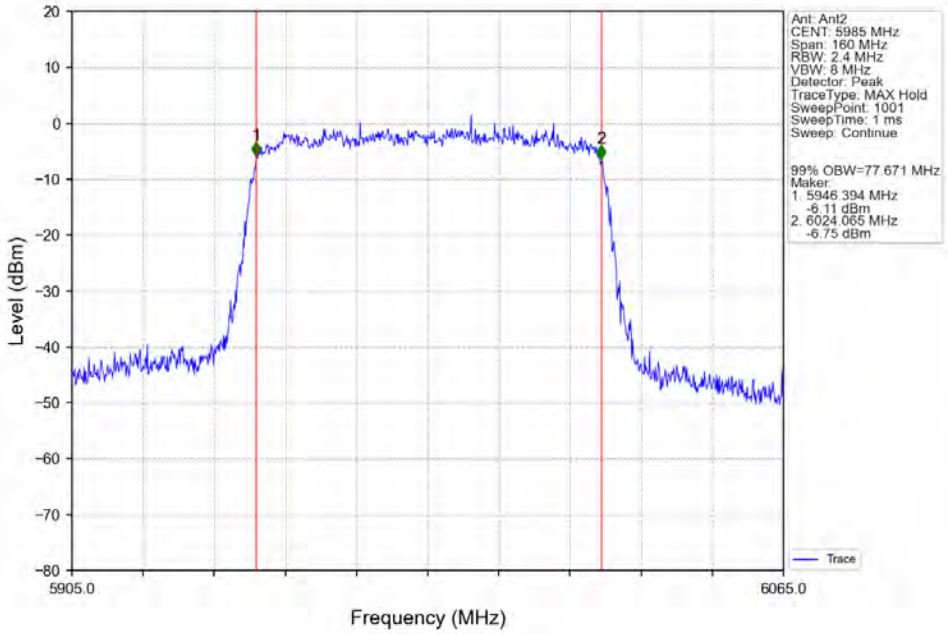
Ant: Ant2
CENT: 5985 MHz
Span: 160 MHz
RBW: 2.4 MHz
VBW: 8 MHz
Detector: Peak
TraceType: MAX Hold
SweepPoint: 1001
SweepTime: 1 ms
Sweep: Continue
99% OBW=77.671 MHz
Maker:
1. 5946.394 MHz
-6.11 dBm
2. 6024.065 MHz
-6.75 dBm
Trace
Level (dBm)
Frequency (MHz)
5905.0
6065.0
20
10
0
-10
-20
-30
-40
-50
-60
-70
-80
1
2

802.11ax(HEW80)_MCH_6145MHz_RU996_Left_Ant1_NTNV

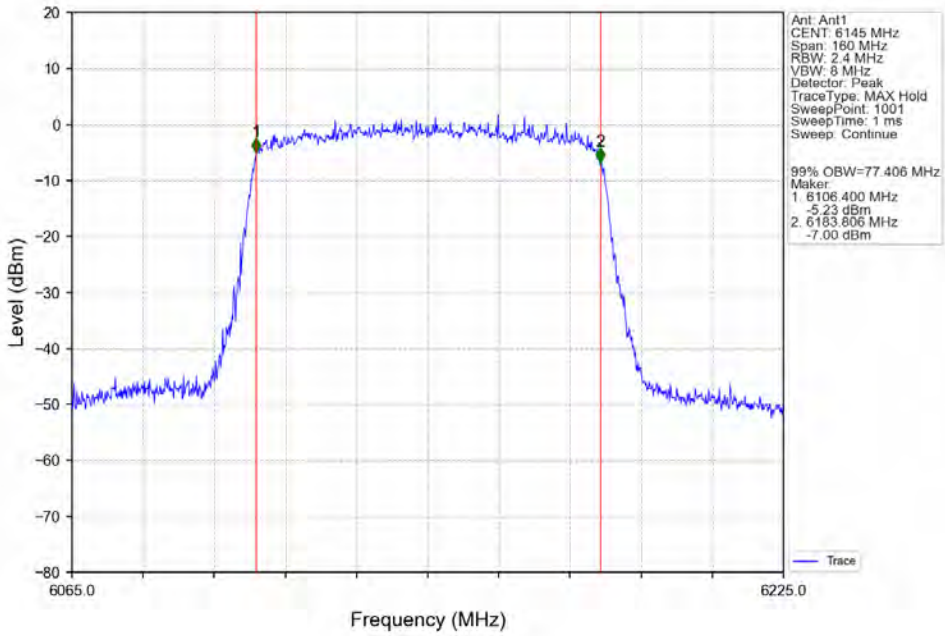

802.11ax(HEW80)_MCH_6145MHz_RU996_Left_Ant5_NTNV

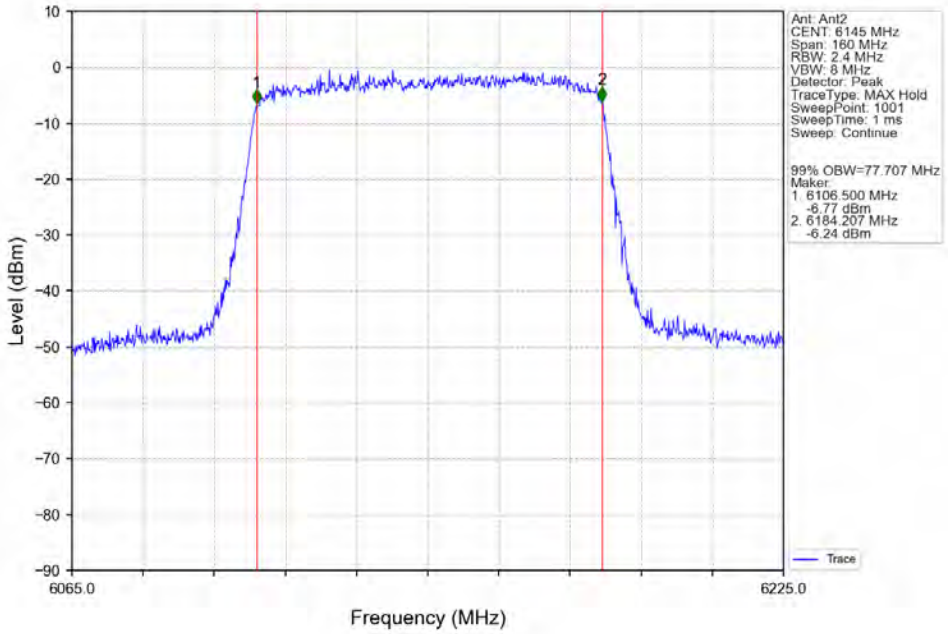
Ant: Ant2
CENT: 6145 MHz
Span: 160 MHz
RBW: 2.4 MHz
VBW: 8 MHz
Detector: Peak
TraceType: MAX Hold
SweepPoint: 1001
SweepTime: 1 ms
Sweep: Continue
99% OBW=77.707 MHz
Maker:
1. 6106.500 MHz
-6.77 dBm
2. 6184.207 MHz
-6.24 dBm
Trace
Level (dBm)
Frequency (MHz)
6065.0
6225.0
10
0
-10
-20
-30
-40
-50
-60
-70
-80
-90
1
2

802.11ax(HEW80)_HCH_6385MHz_RU996_Left_Ant1_NTNV

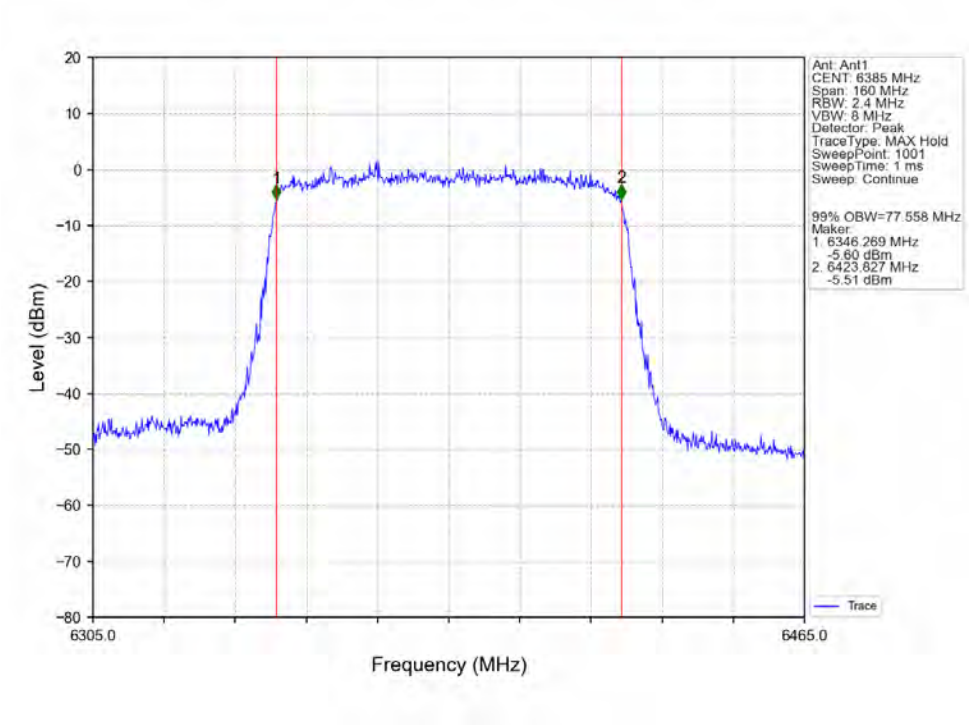

802.11ax(HEW80)_HCH_6385MHz_RU996_Left_Ant5_NTNV

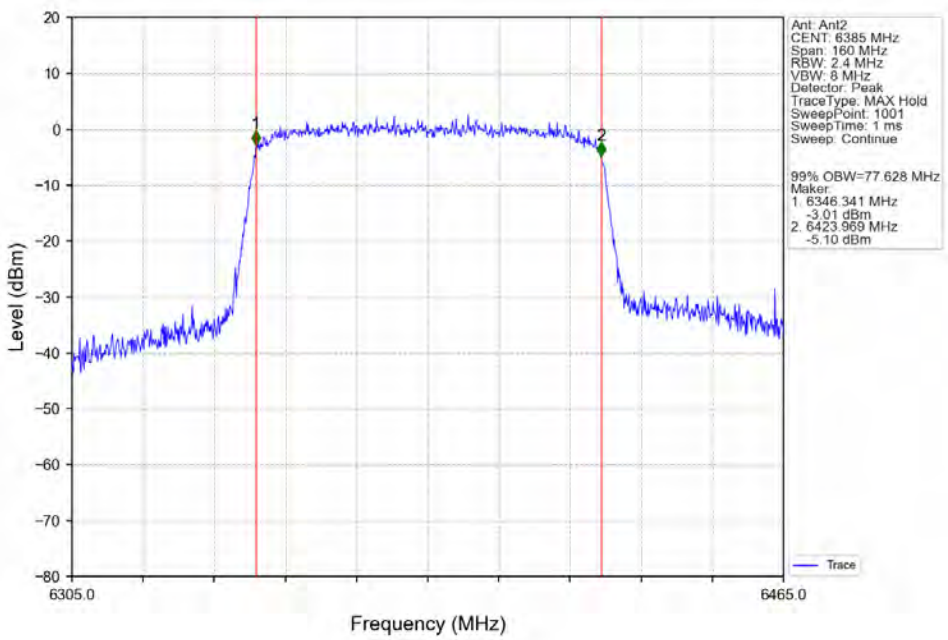
Ant: Ant2
CENT: 6385 MHz
Span: 160 MHz
RBW: 2.4 MHz
VBW: 8 MHz
Detector: Peak
TraceType: MAX Hold
SweepPoint: 1001
SweepTime: 1 ms
Sweep: Continue
99% OBW=77.628 MHz
Maker:
1. 6346.341 MHz
-3.01 dBm
2. 6423.969 MHz
-5.10 dBm
Trace
Level (dBm)
Frequency (MHz)
6305.0
6465.0
20
10
0
-10
-20
-30
-40
-50
-60
-70
-80

802.11ax(HEW160)_LCH_6025MHz_2xRU996_Left_Ant1_NTNV

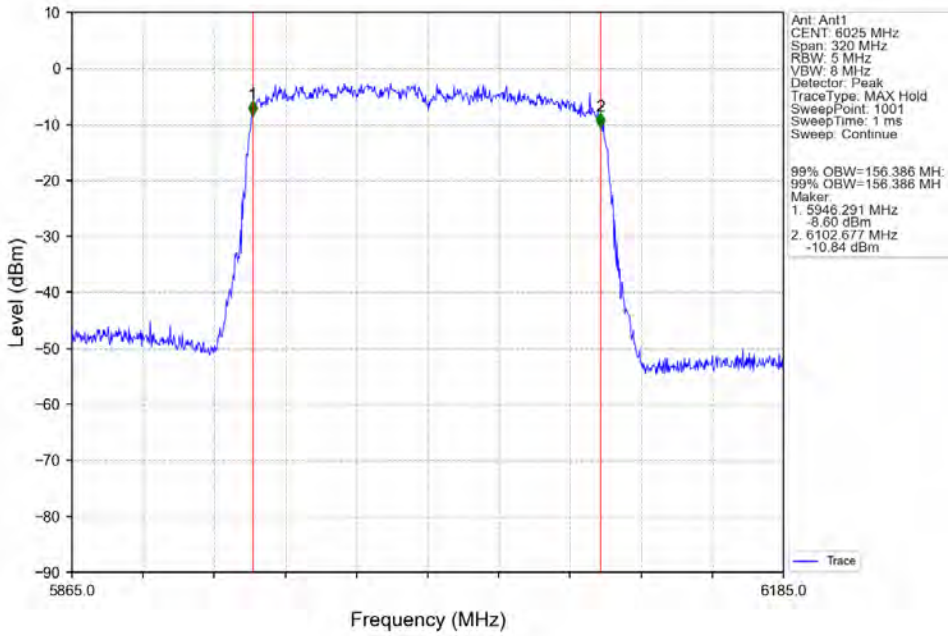

802.11ax(HEW160)_LCH_6025MHz_2xRU996_Left_Ant5_NTNV

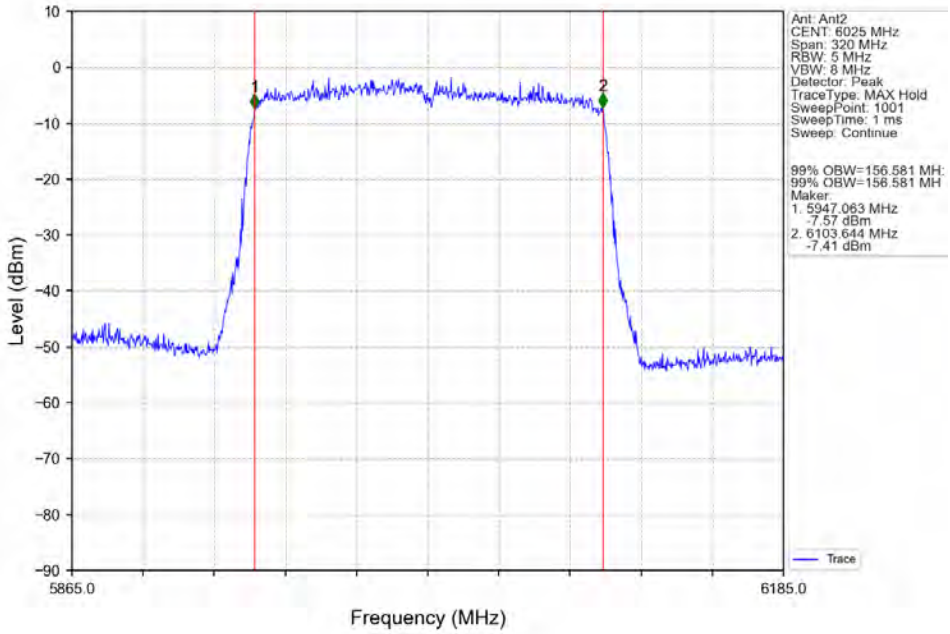
Ant: Ant2
CENT: 6025 MHz
Span: 320 MHz
RBW: 5 MHz
VBW: 8 MHz
Detector: Peak
TraceType: MAX Hold
SweepPoint: 1001
SweepTime: 1 ms
Sweep: Continue
99% OBW=156.581 MH:
99% OBW=156.581 MH
Maker:
1. 5947.063 MHz
-7.57 dBm
2. 6103.644 MHz
-7.41 dBm
Trace
Level (dBm)
Frequency (MHz)
5865.0
6185.0
10
0
-10
-20
-30
-40
-50
-60
-70
-80
-90
1
2

802.11ax(HEW160)_MCH_6185MHz_2xRU996_Left_Ant1_NTNV

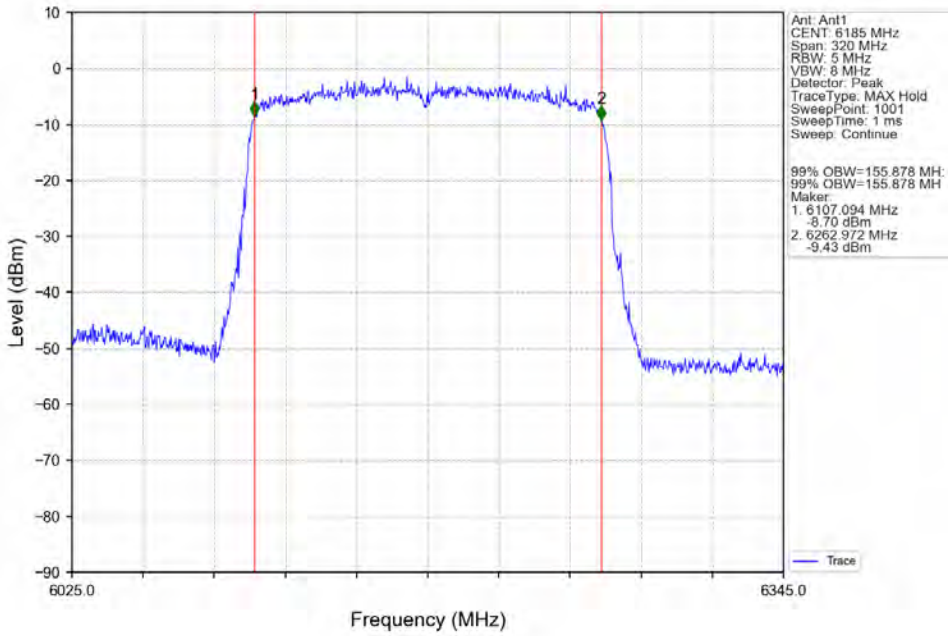

802.11ax(HEW160)_MCH_6185MHz_2xRU996_Left_Ant5_NTNV

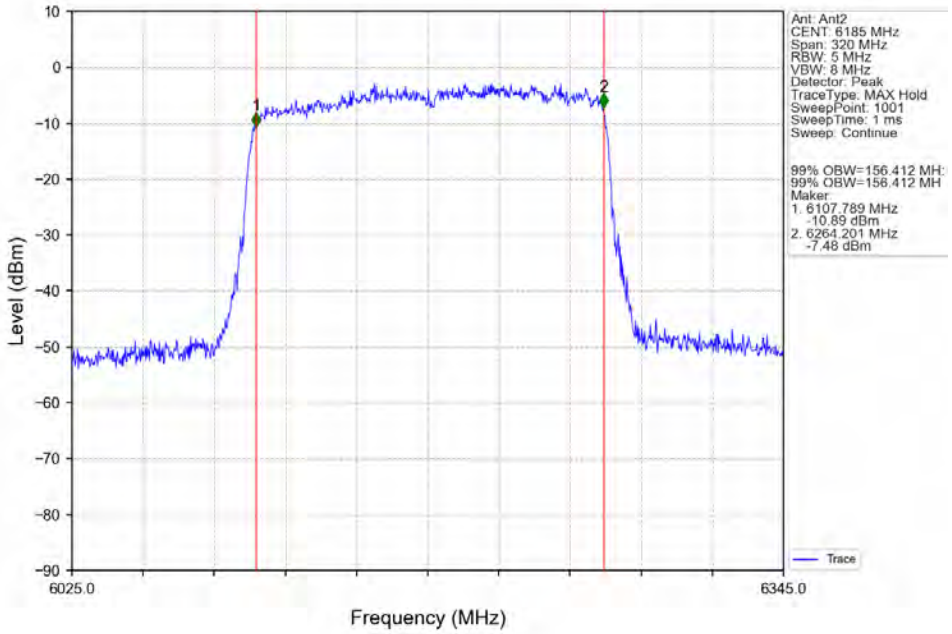
Ant: Ant2
CENT: 6185 MHz
Span: 320 MHz
RBW: 5 MHz
VBW: 8 MHz
Detector: Peak
TraceType: MAX Hold
SweepPoint: 1001
SweepTime: 1 ms
Sweep: Continue
99% OBW=156.412 MH:
99% OBW=156.412 MH
Maker
1. 6107.789 MHz
-10.89 dBm
2. 6264.201 MHz
-7.48 dBm
Trace
Level (dBm)
Frequency (MHz)
6025.0
6345.0

802.11ax(HEW160)_HCH_6345MHz_2xRU996_Left_Ant1_NTNV

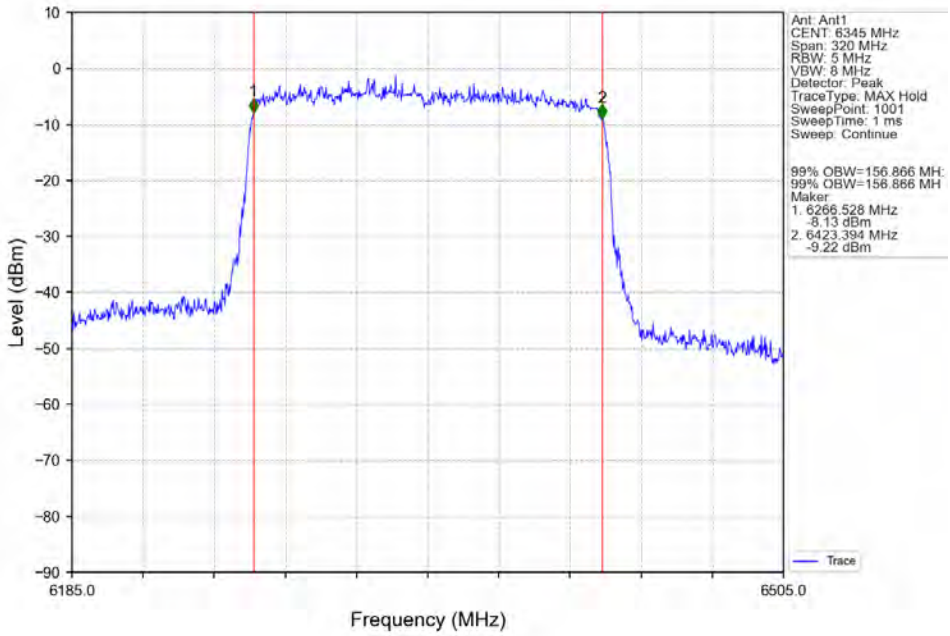

802.11ax(HEW160)_HCH_6345MHz_2xRU996_Left_Ant5_NTNV

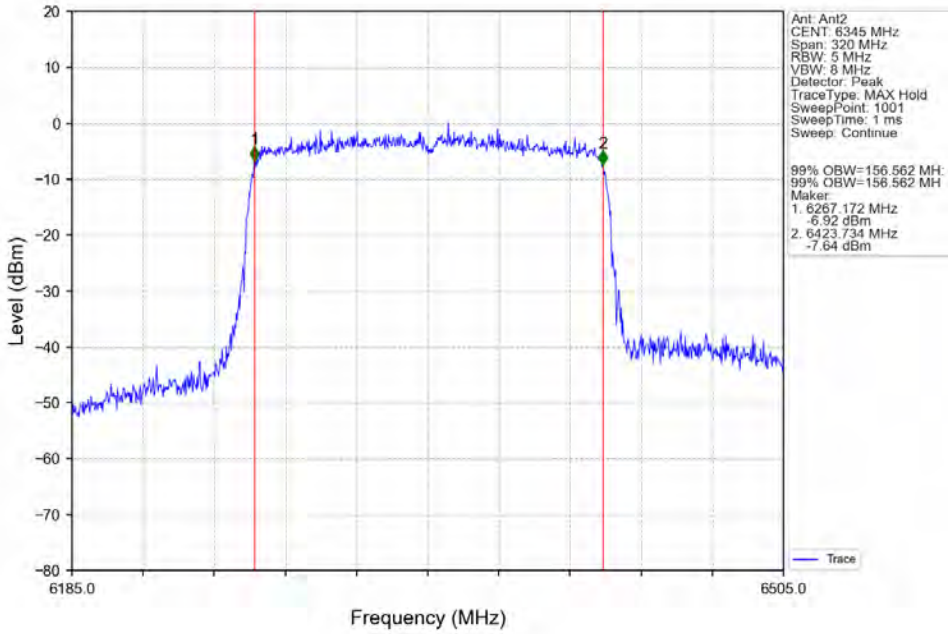
Ant: Ant2
CENT: 6345 MHz
Span: 320 MHz
RBW: 5 MHz
VBW: 8 MHz
Detector: Peak
TraceType: MAX Hold
SweepPoint: 1001
SweepTime: 1 ms
Sweep: Continue
99% OBW=156.562 MH:
99% OBW=156.562 MH
Maker:
1. 6267.172 MHz
-6.92 dBm
2. 6423.734 MHz
-7.64 dBm
Trace
Level (dBm)
Frequency (MHz)
6185.0
6505.0

2.2.2 26dB BW

802.11ax(HEW20)_LCH_5955MHz_RU242_Left_Ant1_NTNV

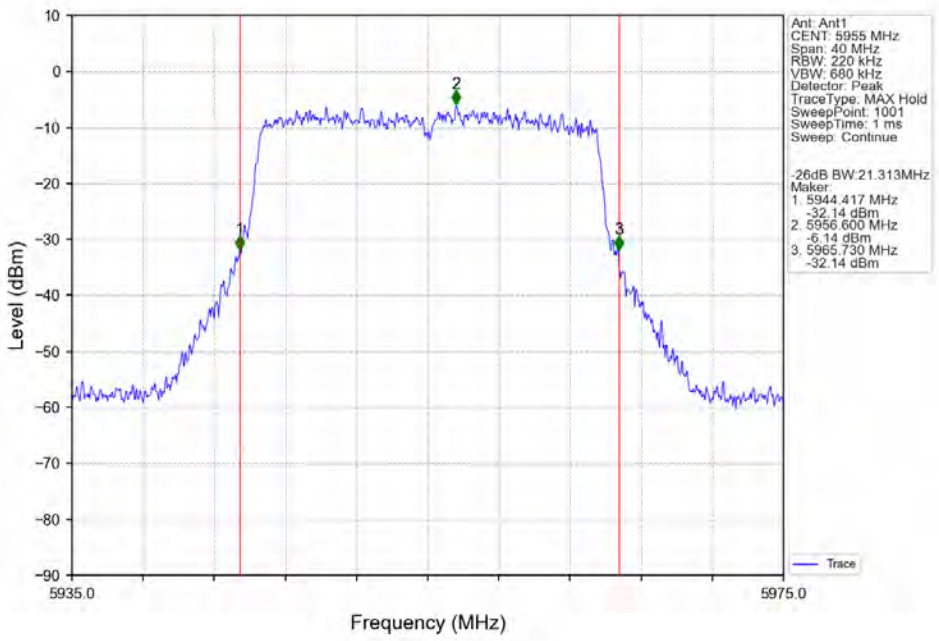

802.11ax(HEW20)_LCH_5955MHz_RU242_Left_Ant5_NTNV

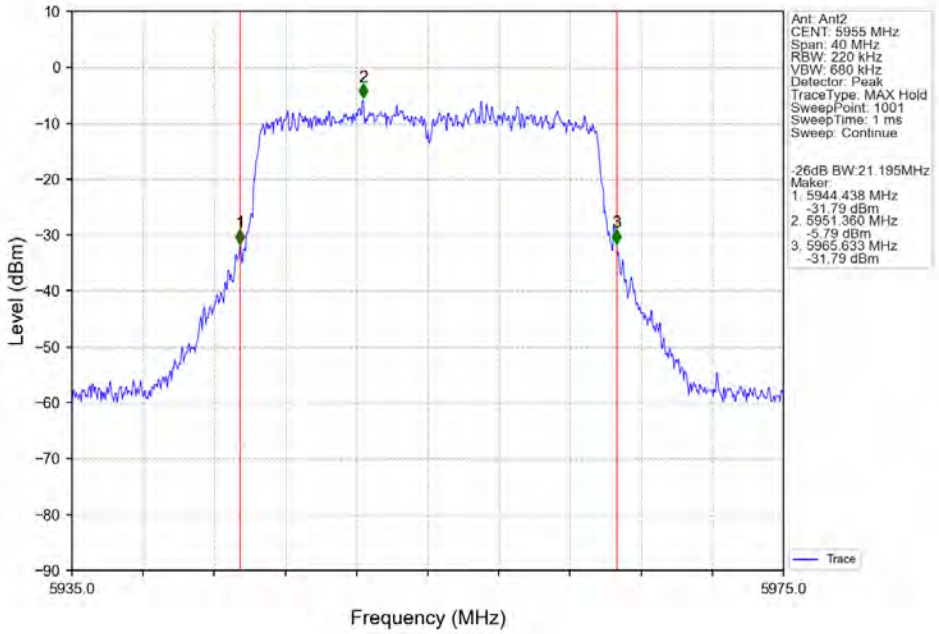
Ant: Ant2
CENT: 5955 MHz
Span: 40 MHz
RBW: 220 kHz
VBW: 680 kHz
Detector: Peak
TraceType. MAX Hold
SweepPoint: 1001
SweepTime: 1 ms
Sweep: Continue
-26dB BW:21.195MHz
Maker:
1. 5944.438 MHz
-31.79 dBm
2. 5951.360 MHz
-5.79 dBm
3. 5965.633 MHz
-31.79 dBm
Trace
Level (dBm)
Frequency (MHz)
5935.0
5975.0

802.11ax(HEW20)_MCH_6175MHz_RU242_Left_Ant1_NTNV

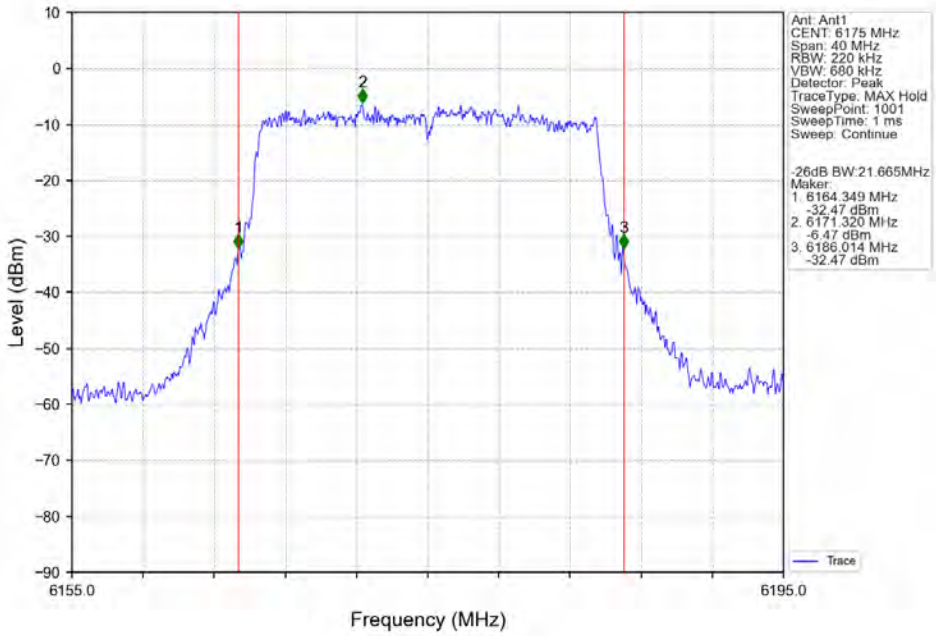

802.11ax(HEW20)_MCH_6175MHz_RU242_Left_Ant5_NTNV

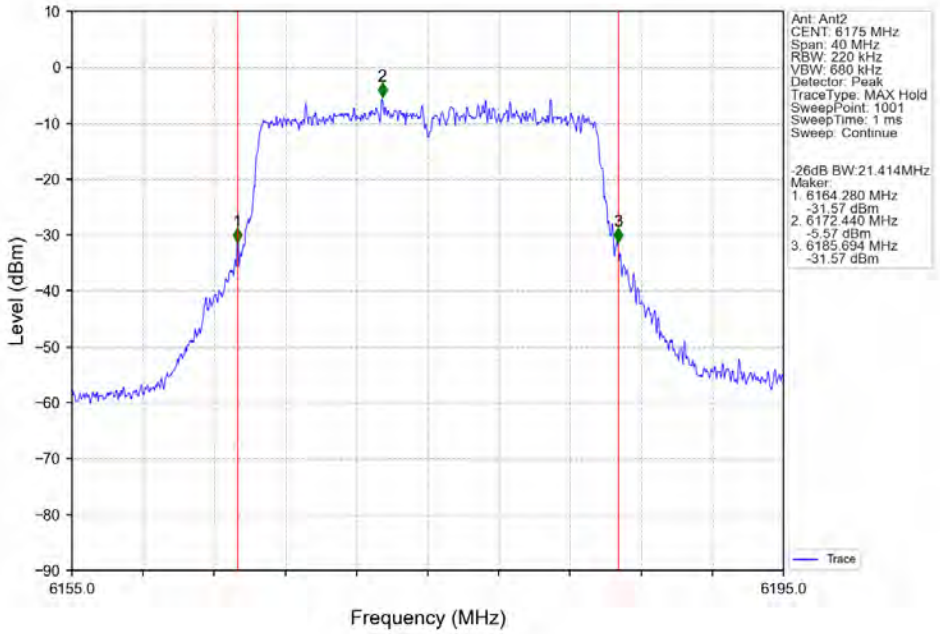
Ant: Ant2
CENT: 6175 MHz
Span: 40 MHz
RBW: 220 kHz
VBW: 680 kHz
Detector: Peak
TraceType: MAX Hold
SweepPoint: 1001
SweepTime: 1 ms
Sweep: Continue
-26dB BW:21.414MHz
Maker:
1. 6164.280 MHz
-31.57 dBm
2. 6172.440 MHz
-5.57 dBm
3. 6185.694 MHz
-31.57 dBm
Trace
Level (dBm)
Frequency (MHz)
6155.0
6195.0

802.11ax(HEW20)_HCH_6415MHz_RU242_Left_Ant1_NTNV

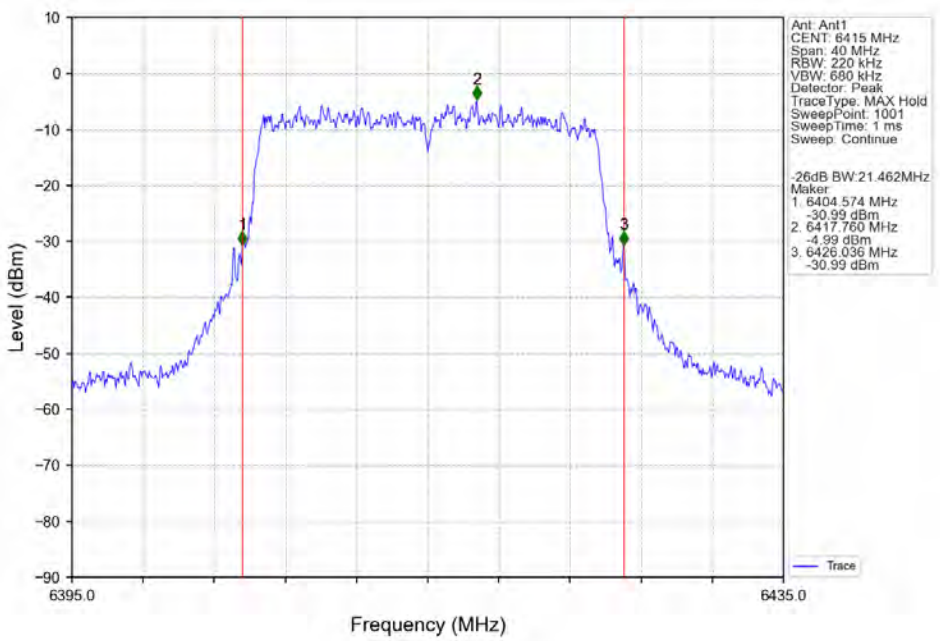

802.11ax(HEW20)_HCH_6415MHz_RU242_Left_Ant5_NTNV

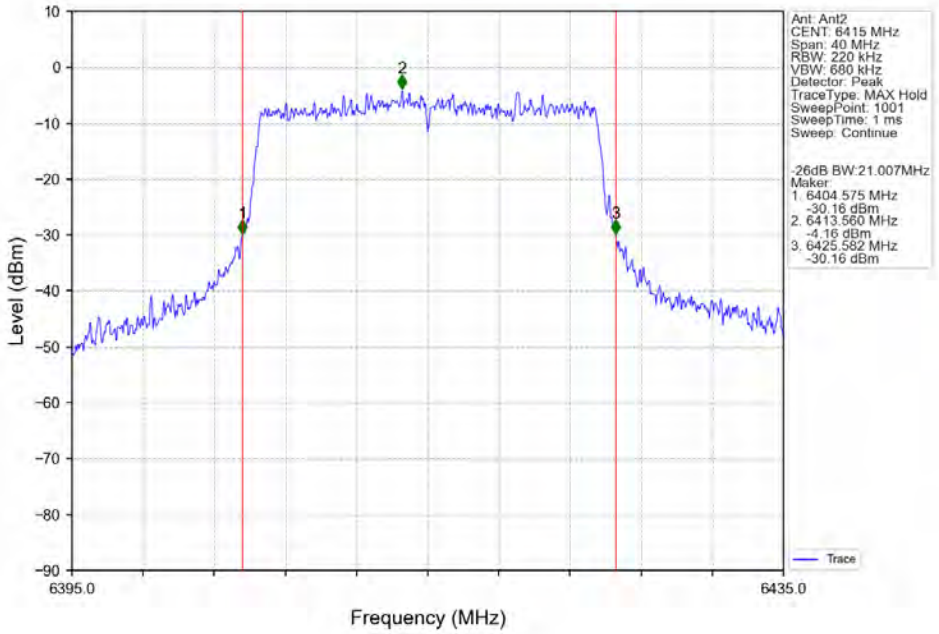
Ant: Ant2
CENT: 6415 MHz
Span: 40 MHz
RBW: 220 kHz
VBW: 680 kHz
Detector: Peak
TraceType: MAX Hold
SweepPoint: 1001
SweepTime: 1 ms
Sweep: Continue
-26dB BW:21.007MHz
Maker
1. 6404.575 MHz
-30.16 dBm
2. 6413.560 MHz
-4.16 dBm
3. 6425.582 MHz
-30.16 dBm
Trace
Level (dBm)
Frequency (MHz)
6395.0
6435.0

802.11ax(HEW40)_LCH_5965MHz_RU484_Left_Ant1_NTNV

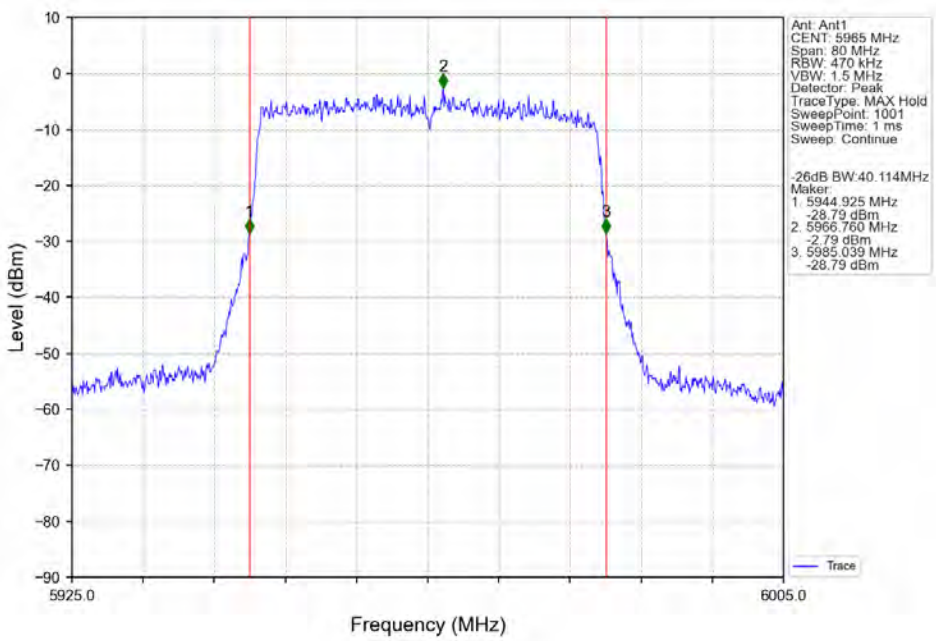

802.11ax(HEW40)_LCH_5965MHz_RU484_Left_Ant5_NTNV

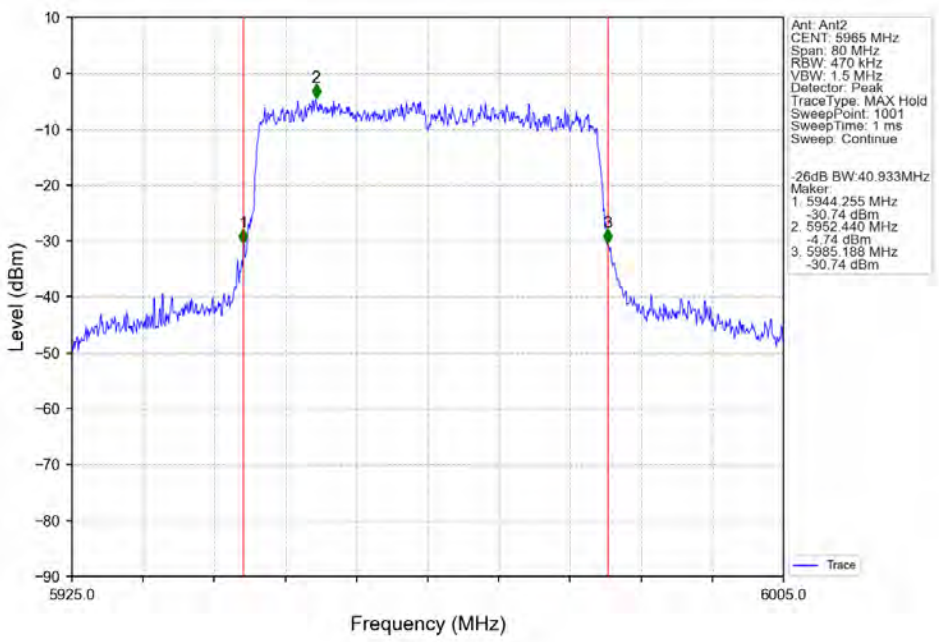
Ant: Ant2
CENT: 5985 MHz
Span: 80 MHz
RBW: 470 kHz
VBW: 1.5 MHz
Detector: Peak
TraceType. MAX Hold
SweepPoint: 1001
SweepTime: 1 ms
Sweep: Continue
-26dB BW:40.933MHz
Maker:
1. 5944.255 MHz
-30.74 dBm
2. 5952.440 MHz
-4.74 dBm
3. 5985.188 MHz
-30.74 dBm
Trace
Level (dBm)
Frequency (MHz)
5925.0
6005.0

802.11ax(HEW40)_MCH_6165MHz_RU484_Left_Ant1_NTNV

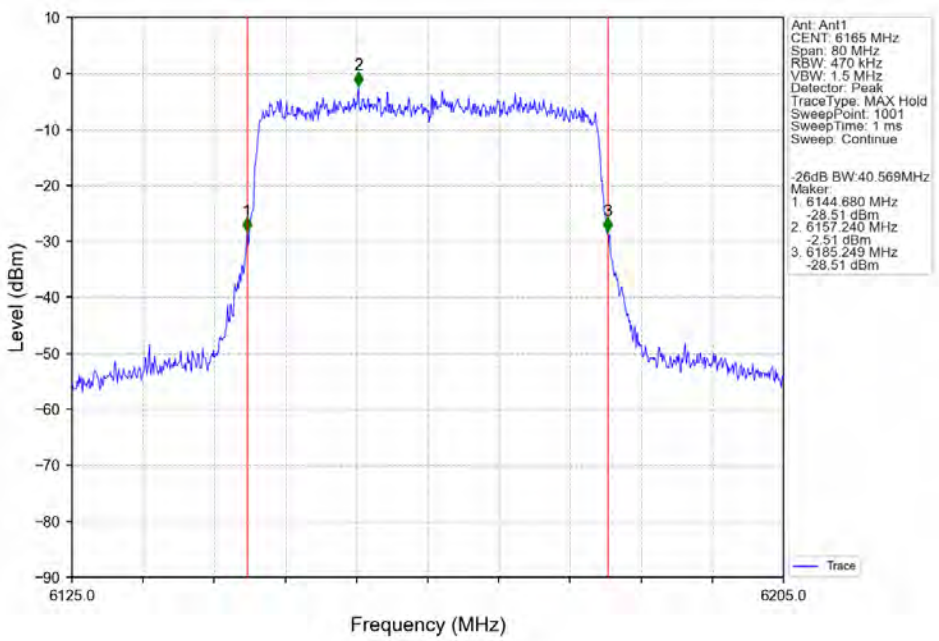

802.11ax(HEW40)_MCH_6165MHz_RU484_Left_Ant5_NTNV

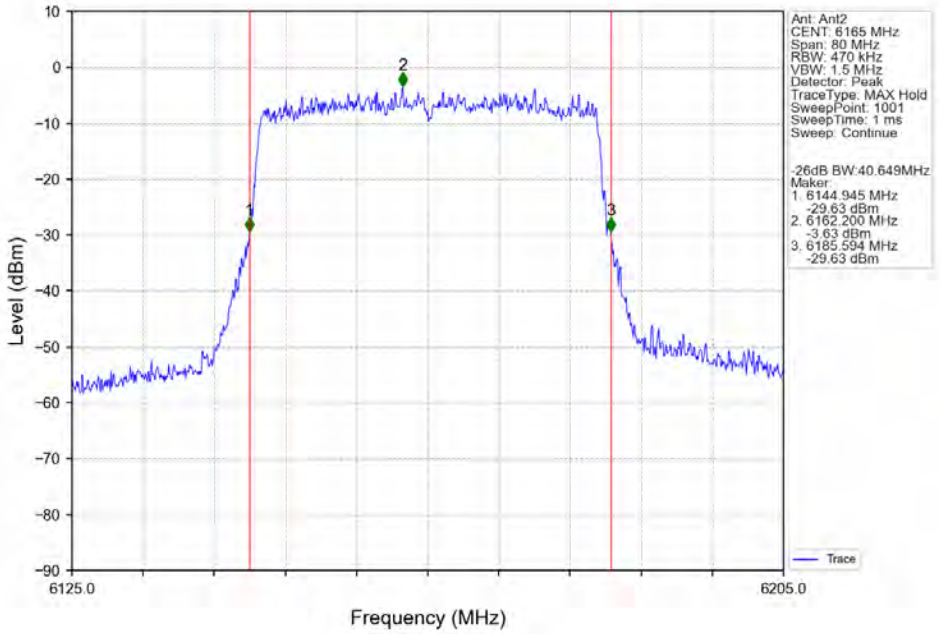
Ant: Ant2
CENT: 6165 MHz
Span: 80 MHz
RBW: 470 kHz
VBW: 1.5 MHz
Detector: Peak
TraceType: MAX Hold
SweepPoint: 1001
SweepTime: 1 ms
Sweep: Continue
-26dB BW:40.649MHz
Maker:
1. 6144.945 MHz
-29.63 dBm
2. 6162.200 MHz
-3.63 dBm
3. 6185.594 MHz
-29.63 dBm
Trace
Level (dBm)
Frequency (MHz)
6125.0
6205.0
10
0
-10
-20
-30
-40
-50
-60
-70
-80
-90
1
2
3

802.11ax(HEW40)_HCH_6405MHz_RU484_Left_Ant1_NTNV

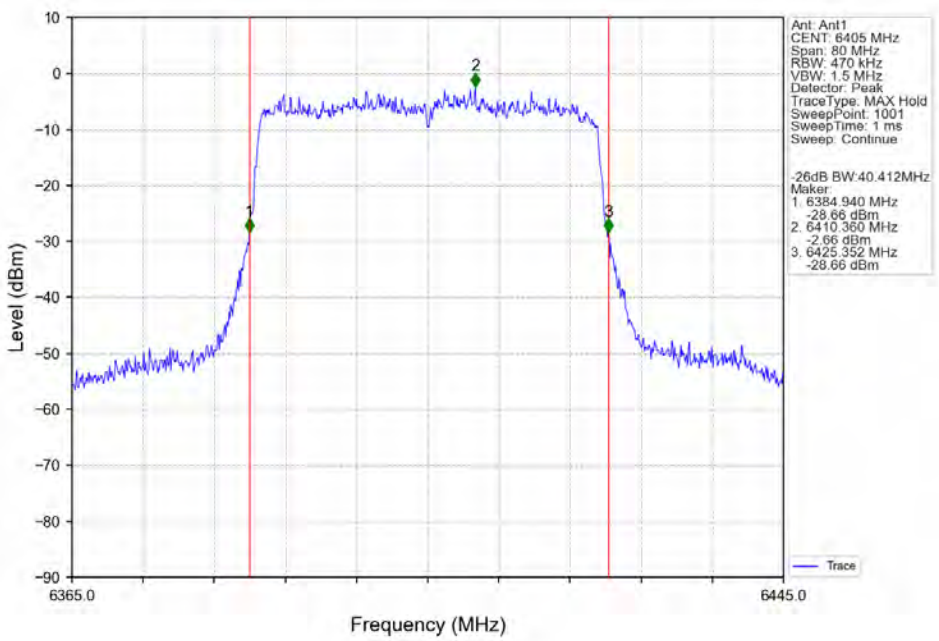

802.11ax(HEW40)_HCH_6405MHz_RU484_Left_Ant5_NTNV

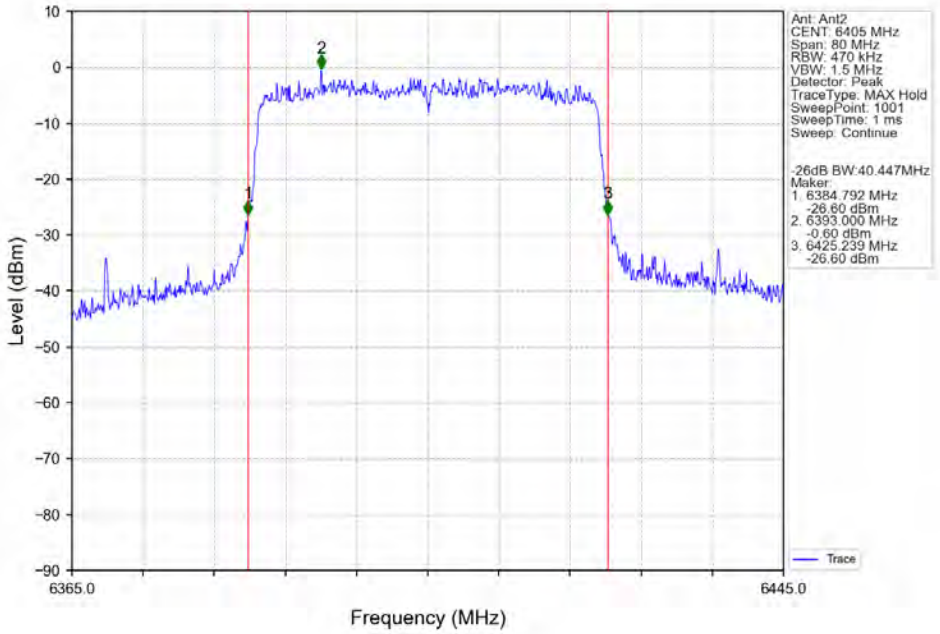
Ant: Ant2
CENT: 6405 MHz
Span: 80 MHz
RBW: 470 kHz
VBW: 1.5 MHz
Detector: Peak
TraceType: MAX Hold
SweepPoint: 1001
SweepTime: 1 ms
Sweep: Continue
-26dB BW:40.447MHz
Maker:
1. 6384.792 MHz
-26.60 dBm
2. 6393.000 MHz
-0.60 dBm
3. 6425.239 MHz
-26.60 dBm
Trace
Level (dBm)
Frequency (MHz)
6365.0
6445.0

802.11ax(HEW80)_LCH_5985MHz_RU996_Left_Ant1_NTNV

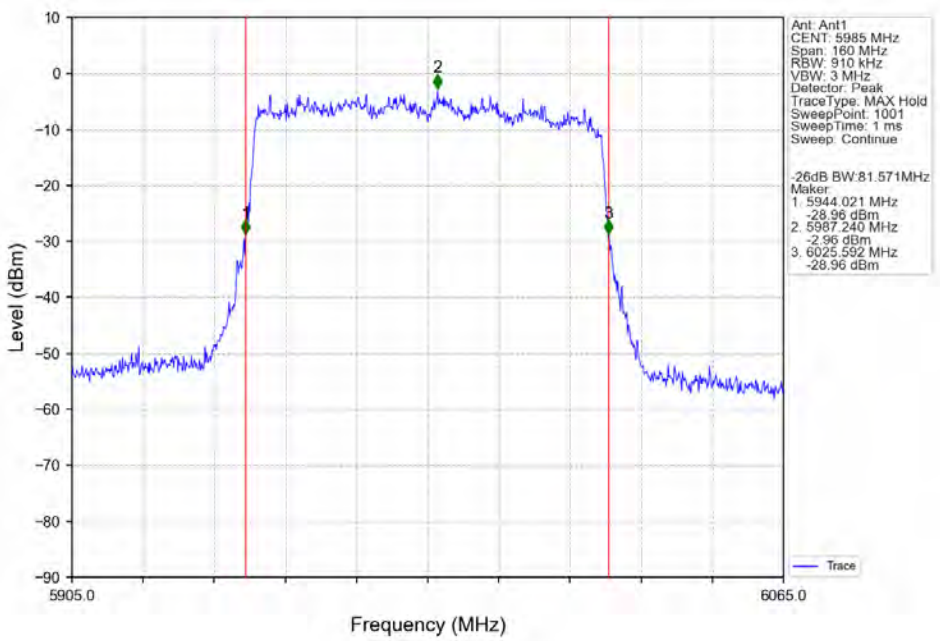

802.11ax(HEW80)_LCH_5985MHz_RU996_Left_Ant5_NTNV

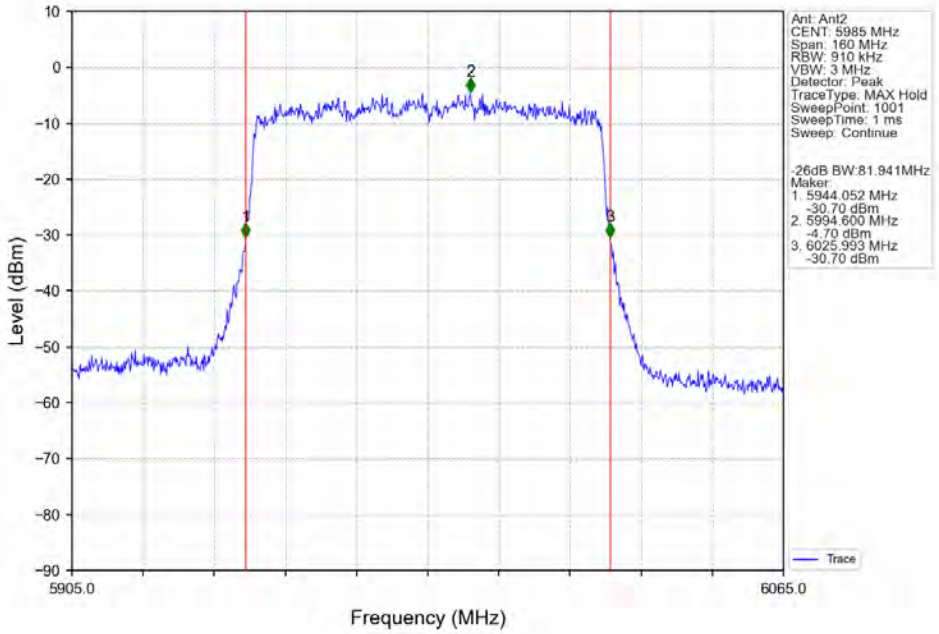
Ant: Ant2
CENT: 5985 MHz
Span: 160 MHz
RBW: 910 kHz
VBW: 3 MHz
Detector: Peak
TraceType: MAX Hold
SweepPoint: 1001
SweepTime: 1 ms
Sweep: Continue
-26dB BW:81.941MHz
Maker:
1. 5944.052 MHz
-30.70 dBm
2. 5994.600 MHz
-4.70 dBm
3. 6025.993 MHz
-30.70 dBm
Trace
Level (dBm)
Frequency (MHz)
5905.0
6065.0
10
0
-10
-20
-30
-40
-50
-60
-70
-80
-90
1
2
3

802.11ax(HEW80)_MCH_6145MHz_RU996_Left_Ant1_NTNV

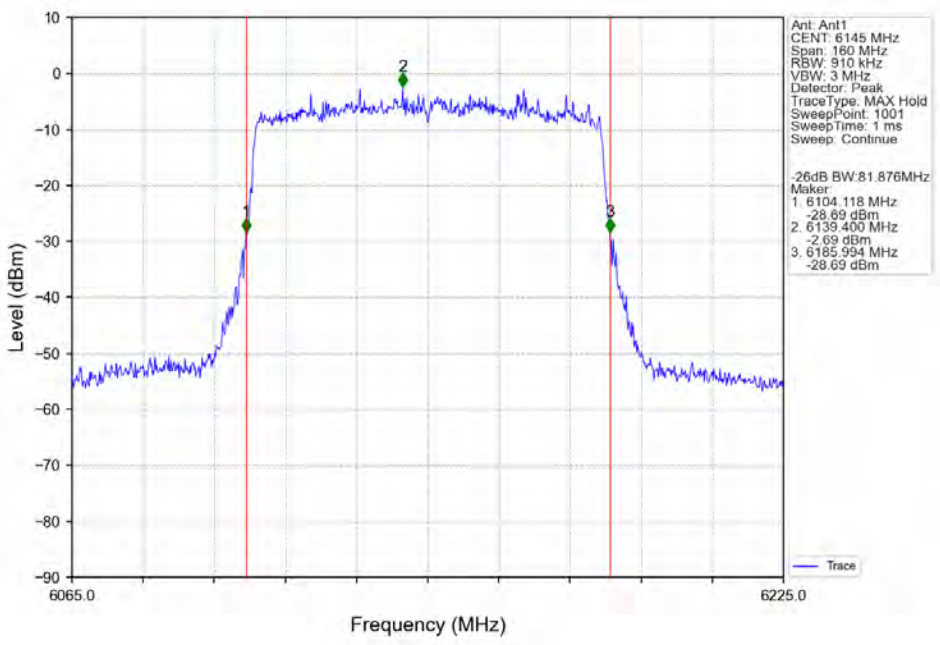

802.11ax(HEW80)_MCH_6145MHz_RU996_Left_Ant5_NTNV

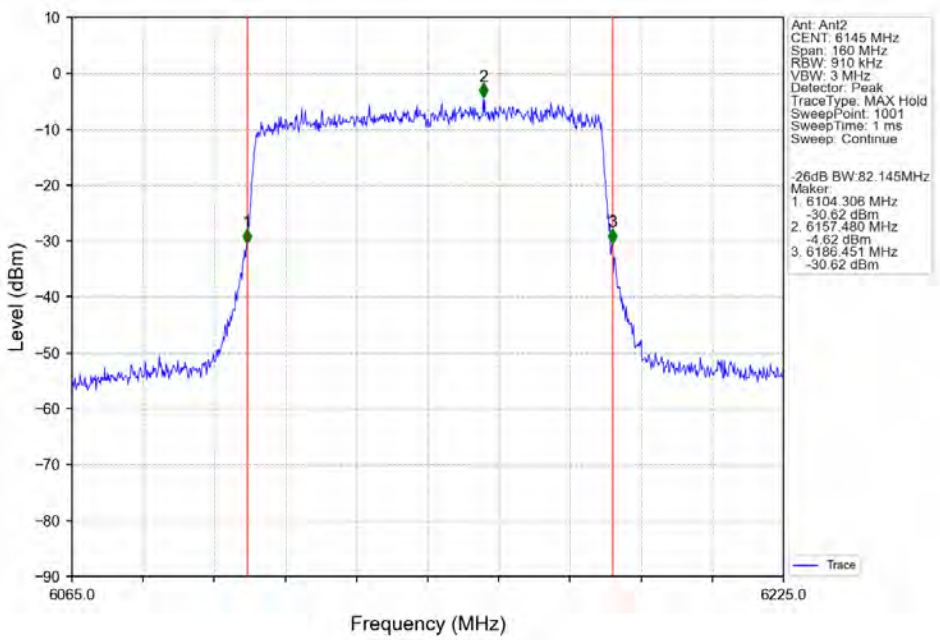
Ant: Ant2
CENT: 6145 MHz
Span: 160 MHz
RBW: 910 kHz
VBW: 3 MHz
Detector: Peak
TraceType: MAX Hold
SweepPoint: 1001
SweepTime: 1 ms
Sweep: Continue
-26dB BW:82.145MHz
Maker
1. 6104.308 MHz
-30.62 dBm
2. 6157.480 MHz
-4.62 dBm
3. 6186.451 MHz
-30.62 dBm
Trace
Level (dBm)
Frequency (MHz)
6065.0
6225.0
10
0
-10
-20
-30
-40
-50
-60
-70
-80
-90

802.11ax(HEW80)_HCH_6385MHz_RU996_Left_Ant1_NTNV

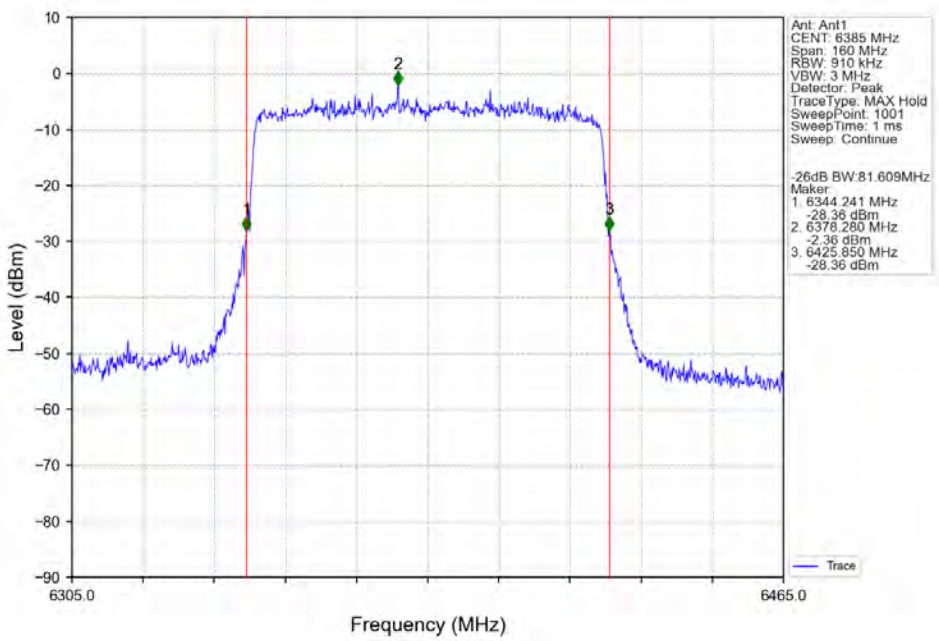

802.11ax(HEW80)_HCH_6385MHz_RU996_Left_Ant5_NTNV

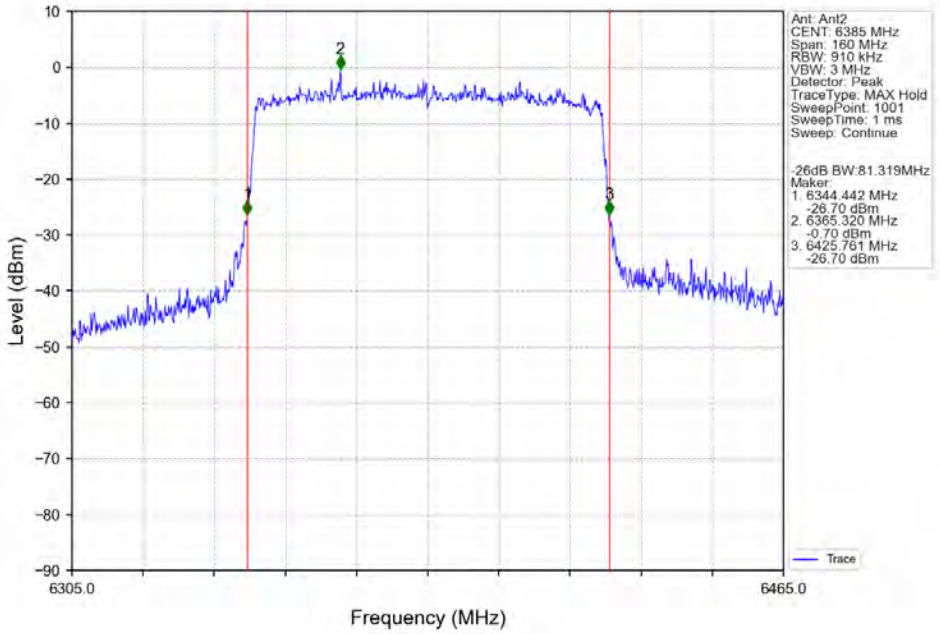
Ant: Ant2
CENT: 6385 MHz
Span: 160 MHz
RBW: 910 kHz
VBW: 3 MHz
Detector: Peak
TraceType: MAX Hold
SweepPoint: 1001
SweepTime: 1 ms
Sweep: Continue
-26dB BW:81.319MHz
Maker:
1. 6344.442 MHz
-26.70 dBm
2. 6365.320 MHz
-0.70 dBm
3. 6425.761 MHz
-26.70 dBm
Trace
Level (dBm)
Frequency (MHz)
6305.0
6465.0

802.11ax(HEW160)_LCH_6025MHz_2xRU996_Left_Ant1_NTNV

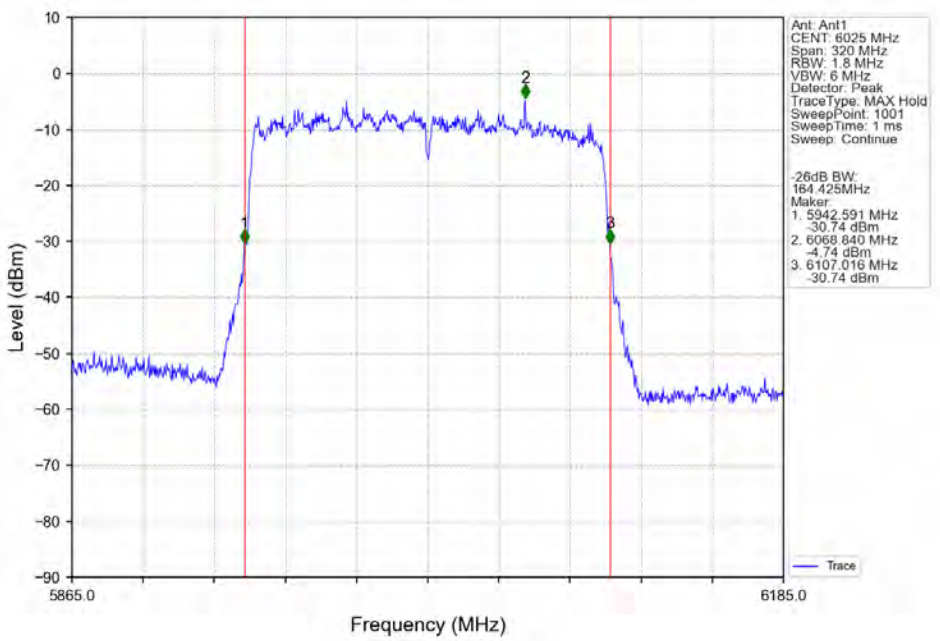

802.11ax(HEW160)_LCH_6025MHz_2xRU996_Left_Ant5_NTNV

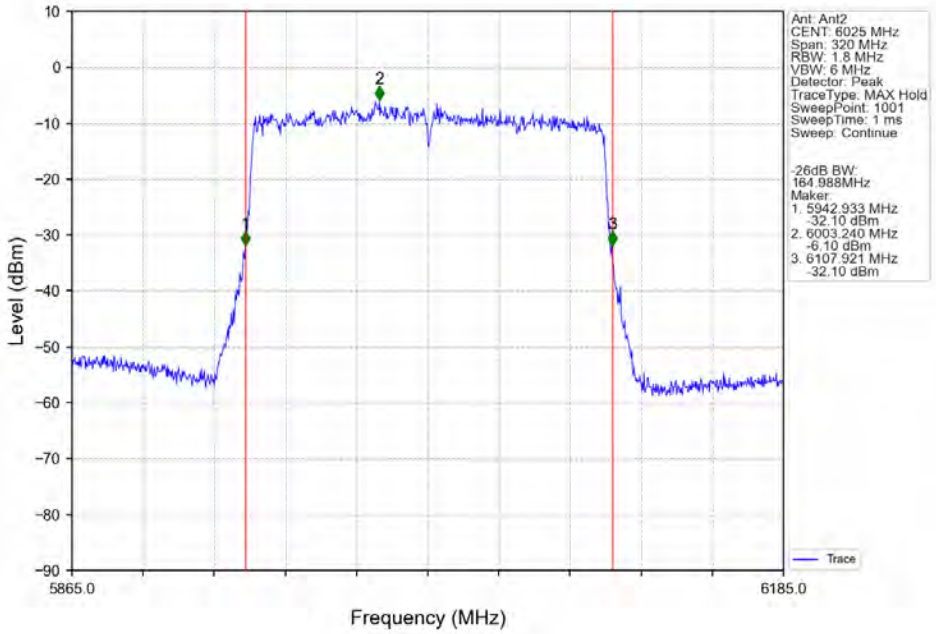
Ant: Ant2
CENT: 6025 MHz
Span: 320 MHz
RBW: 1.8 MHz
VBW: 6 MHz
Detector: Peak
TraceType: MAX Hold
SweepPoint: 1001
SweepTime: 1 ms
Sweep: Continue
-26dB BW:
164.988MHz
Maker:
1. 5942.933 MHz
-32.10 dBm
2. 6003.240 MHz
-6.10 dBm
3. 6107.921 MHz
-32.10 dBm
Trace
Level (dBm)
Frequency (MHz)
5865.0
6185.0
10
0
-10
-20
-30
-40
-50
-60
-70
-80
-90
1
2
3

802.11ax(HEW160)_MCH_6185MHz_2xRU996_Left_Ant1_NTNV

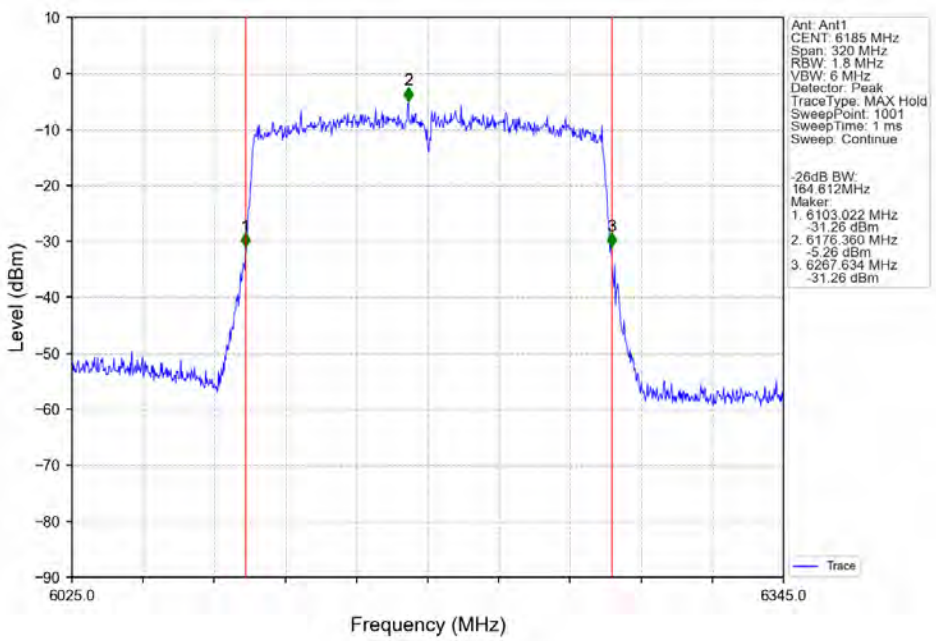

802.11ax(HEW160)_MCH_6185MHz_2xRU996_Left_Ant5_NTNV

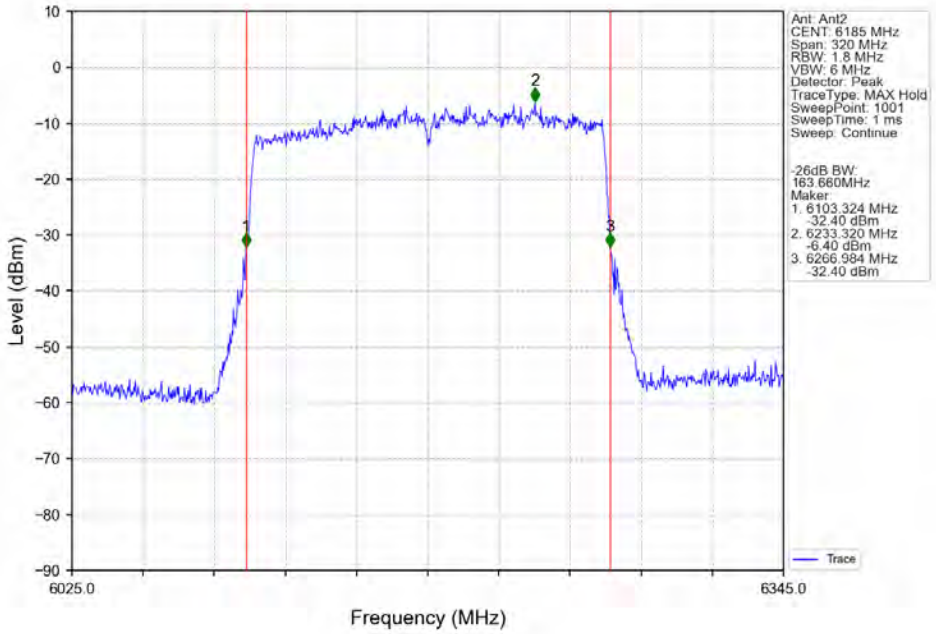
Ant: Ant2
CENT: 6185 MHz
Span: 320 MHz
RBW: 1.8 MHz
VBW: 6 MHz
Detector: Peak
TraceType: MAX Hold
SweepPoint: 1001
SweepTime: 1 ms
Sweep: Continue
-26dB BW:
163.660MHz
Maker:
1. 6103.324 MHz
-32.40 dBm
2. 6233.320 MHz
-6.40 dBm
3. 6266.984 MHz
-32.40 dBm
Trace
Level (dBm)
Frequency (MHz)
6025.0
6345.0
10
0
-10
-20
-30
-40
-50
-60
-70
-80
-90
1
2
3

802.11ax(HEW160)_HCH_6345MHz_2xRU996_Left_Ant1_NTNV

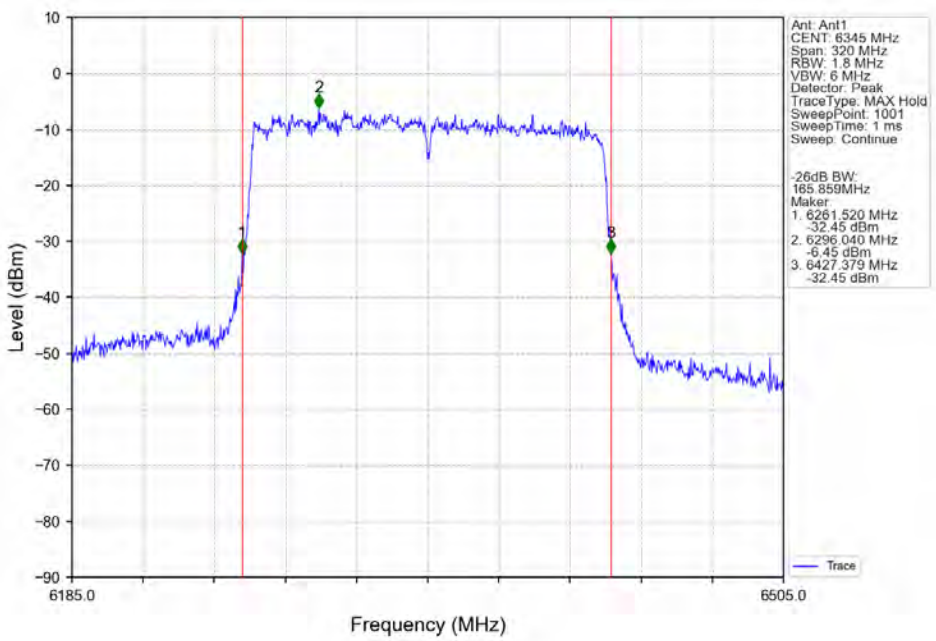

802.11ax(HEW160)_HCH_6345MHz_2xRU996_Left_Ant5_NTNV

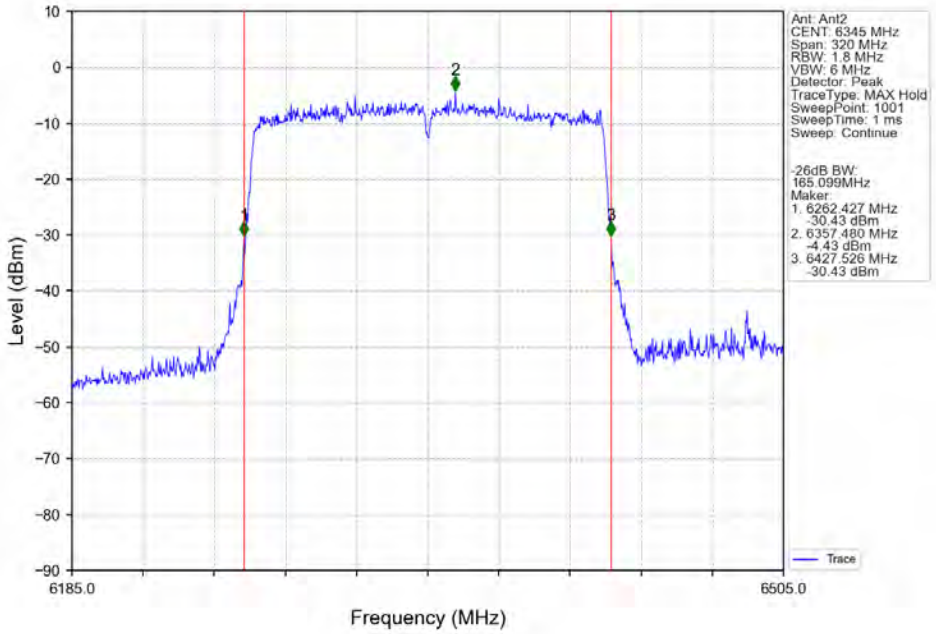
Ant: Ant2
CENT: 6345 MHz
Span: 320 MHz
RBW: 1.8 MHz
VBW: 6 MHz
Detector: Peak
TraceType: MAX Hold
SweepPoint: 1001
SweepTime: 1 ms
Sweep: Continue
-26dB BW:
165.099MHz
Maker:
1. 6262.427 MHz
-30.43 dBm
2. 6357.480 MHz
-4.43 dBm
3. 6427.526 MHz
-30.43 dBm
Trace
Level (dBm)
Frequency (MHz)
6185.0
6505.0

2.2.3 OBW

802.11ax(HEW20)_LCH_6435MHz_RU242_Left_Ant1_NTNV

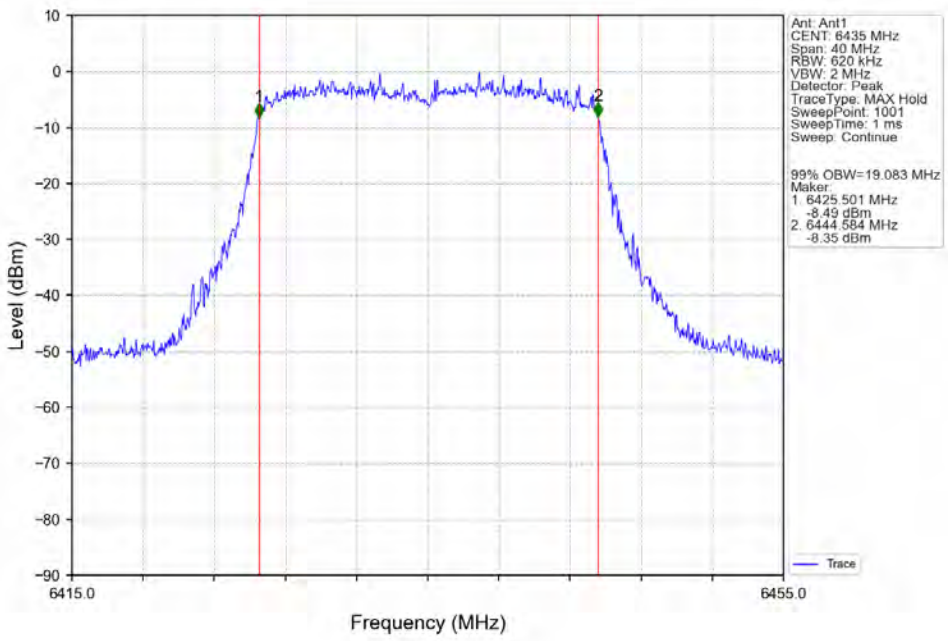

802.11ax(HEW20)_LCH_6435MHz_RU242_Left_Ant5_NTNV

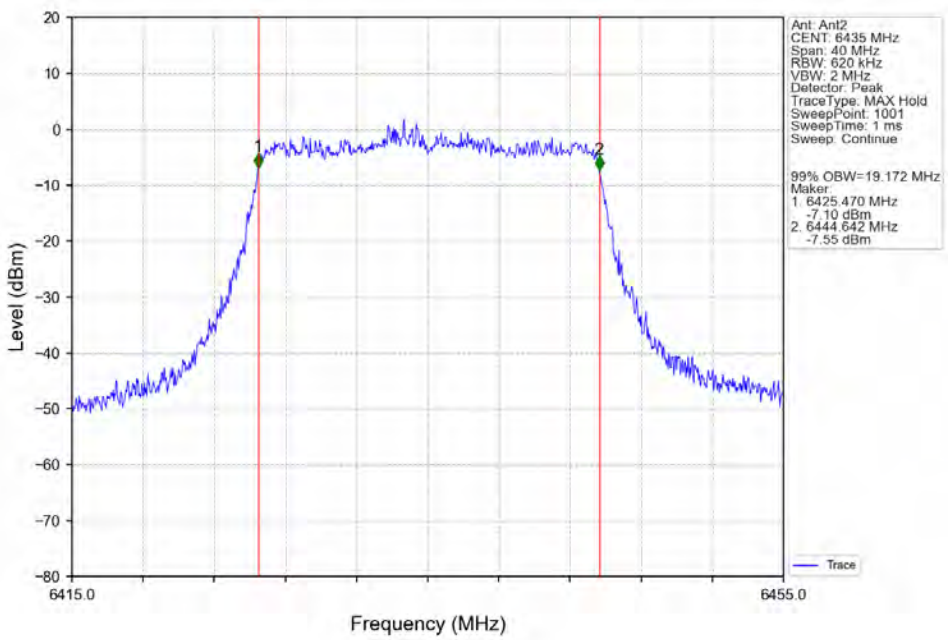
Ant: Ant2
CENT: 6435 MHz
Span: 40 MHz
RBW: 620 kHz
VBW: 2 MHz
Detector: Peak
TraceType: MAX Hold
SweepPoint: 1001
SweepTime: 1 ms
Sweep: Continue
99% OBW=19.172 MHz
Maker
1. 6425.470 MHz
-7.10 dBm
2. 6444.642 MHz
-7.55 dBm
Trace
Level (dBm)
Frequency (MHz)
6415.0
6455.0
20
10
0
-10
-20
-30
-40
-50
-60
-70
-80

802.11ax(HEW20)_MCH_6475MHz_RU242_Left_Ant1_NTNV

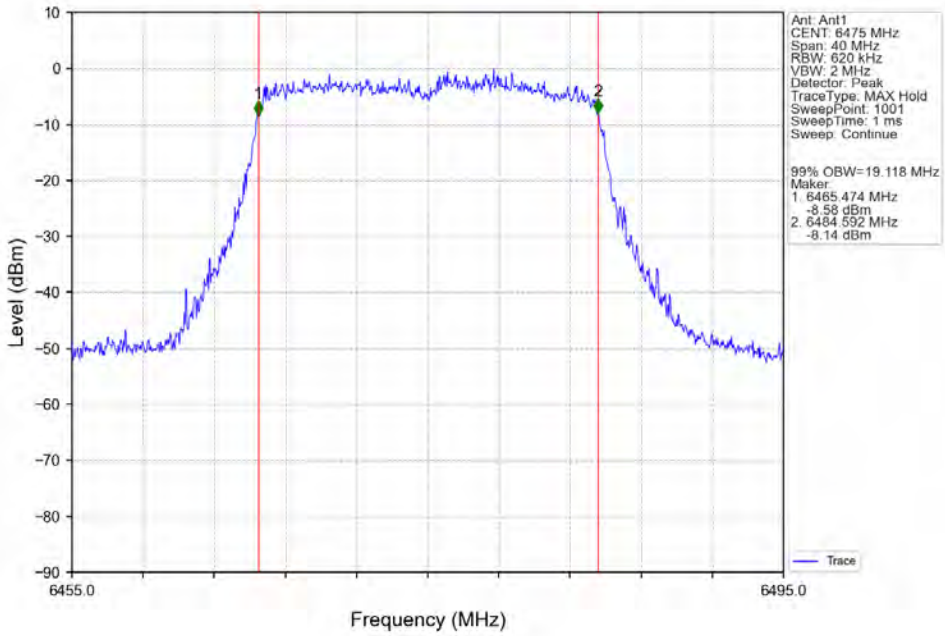

802.11ax(HEW20)_MCH_6475MHz_RU242_Left_Ant5_NTNV

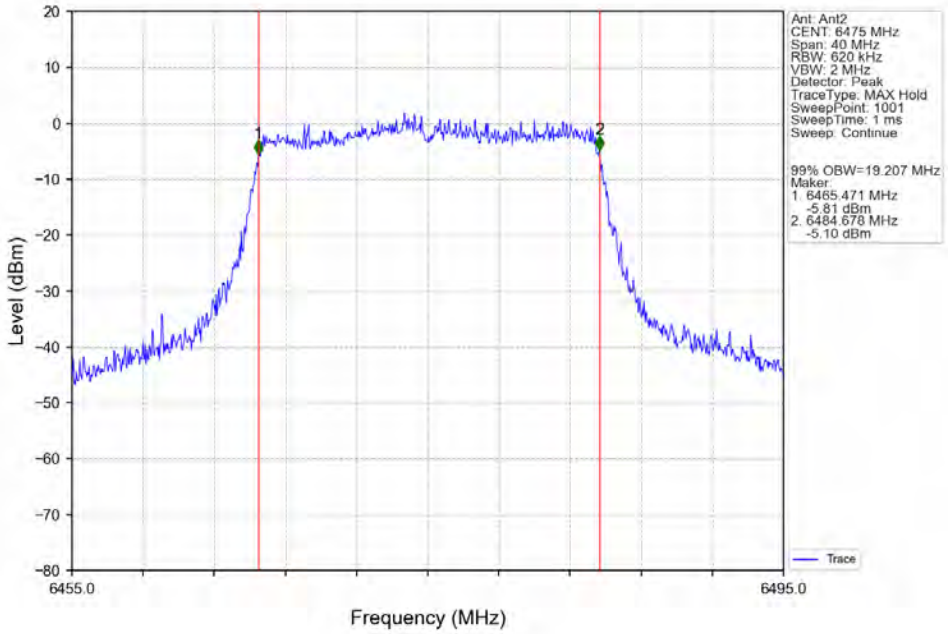
Ant: Ant2
CENT: 6475 MHz
Span: 40 MHz
RBW: 620 kHz
VBW: 2 MHz
Detector: Peak
TraceType: MAX Hold
SweepPoint: 1001
SweepTime: 1 ms
Sweep: Continue
99% OBW=19.207 MHz
Maker:
1. 6465.471 MHz
-5.81 dBm
2. 6484.678 MHz
-5.10 dBm
Trace
Level (dBm)
Frequency (MHz)
6455.0
6495.0
20
10
0
-10
-20
-30
-40
-50
-60
-70
-80

802.11ax(HEW20)_HCH_6515MHz_RU242_Left_Ant1_NTNV

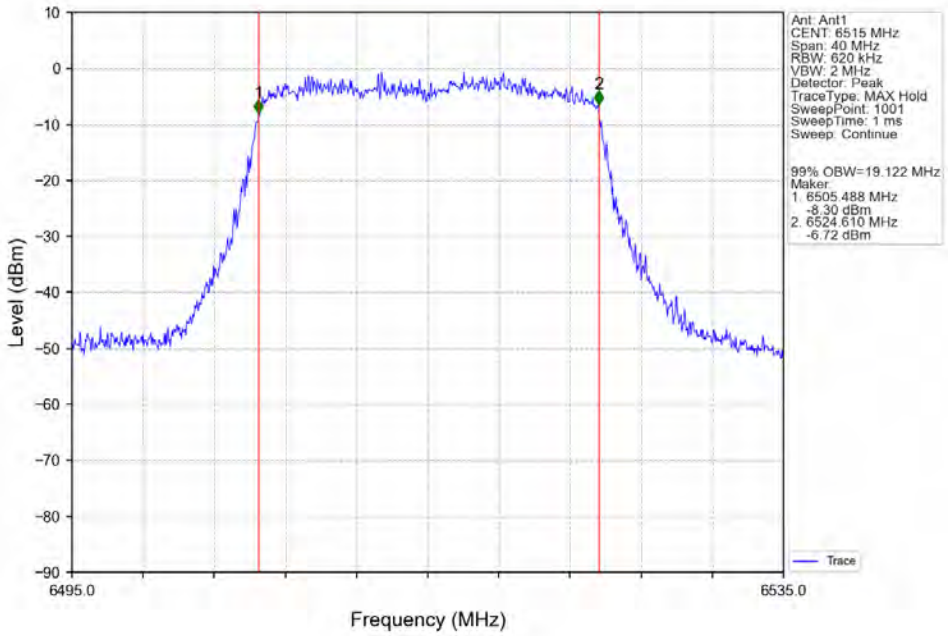

802.11ax(HEW20)_HCH_6515MHz_RU242_Left_Ant5_NTNV

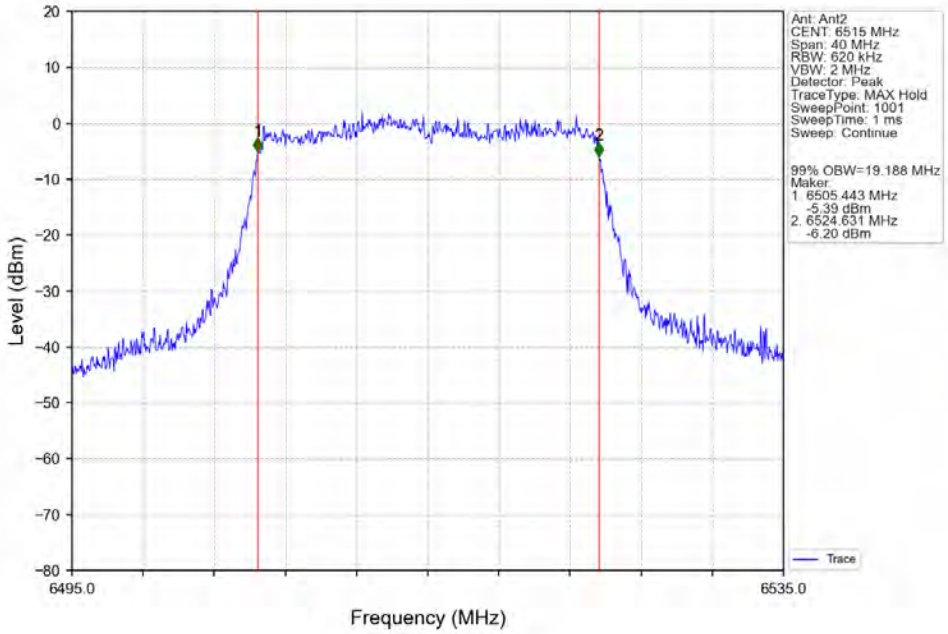
Ant: Ant2
CENT: 6515 MHz
Span: 40 MHz
RBW: 620 kHz
VBW: 2 MHz
Detector: Peak
TraceType: MAX Hold
SweepPoint: 1001
SweepTime: 1 ms
Sweep: Continue
99% OBW=19.188 MHz
Maker
1. 6505.443 MHz
-5.39 dBm
2. 6524.631 MHz
-6.20 dBm
Trace
Level (dBm)
Frequency (MHz)
6495.0
6535.0
20
10
0
-10
-20
-30
-40
-50
-60
-70
-80

802.11ax(HEW40)_LCH_6445MHz_RU484_Left_Ant1_NTNV

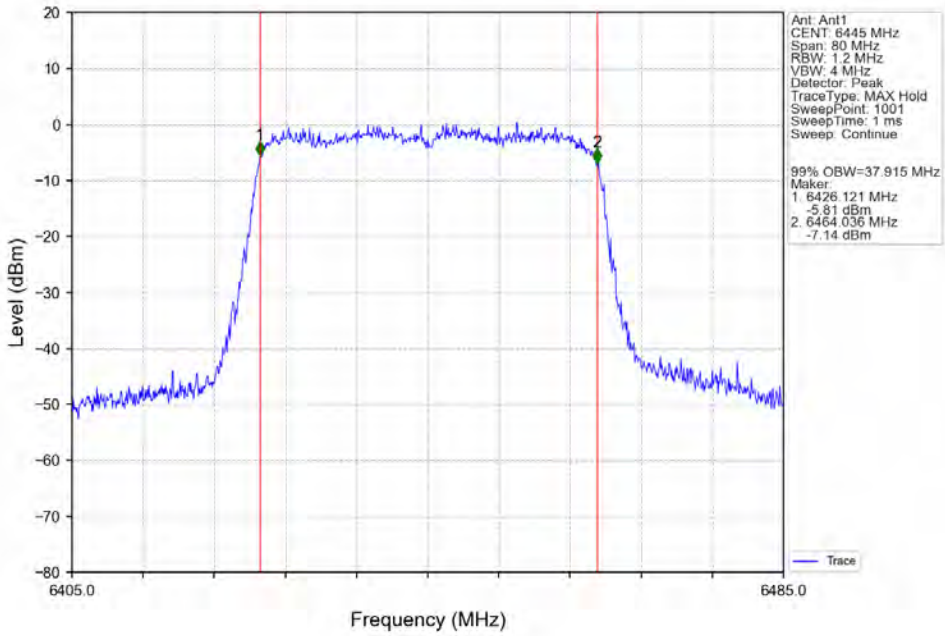

802.11ax(HEW40)_LCH_6445MHz_RU484_Left_Ant5_NTNV

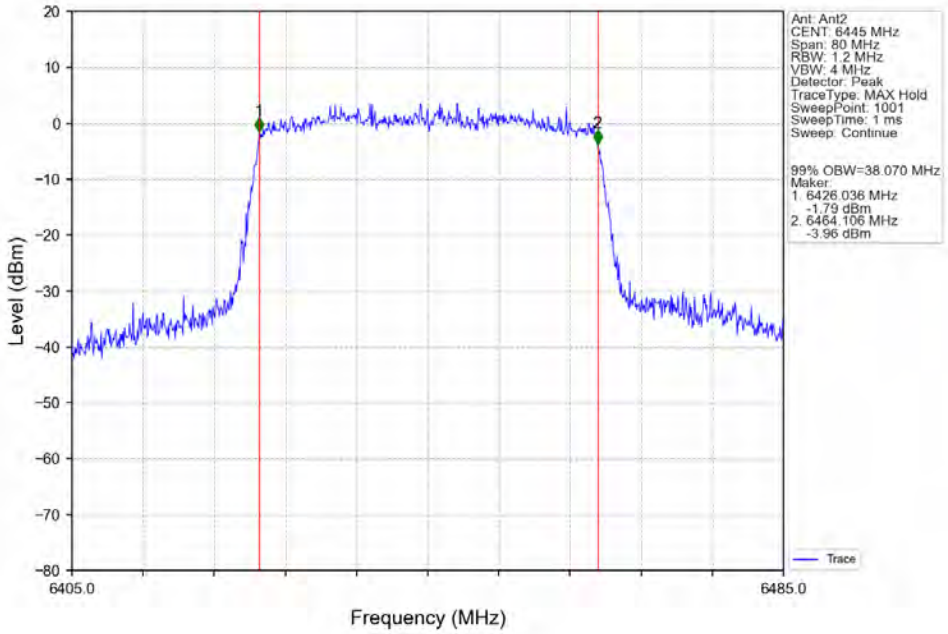
Ant: Ant2
CENT: 6445 MHz
Span: 80 MHz
RBW: 1.2 MHz
VBW: 4 MHz
Detector: Peak
TraceType: MAX Hold
SweepPoint: 1001
SweepTime: 1 ms
Sweep: Continue
99% OBW=38.070 MHz
Maker:
1. 6426.036 MHz
-1.79 dBm
2. 6464.106 MHz
-3.96 dBm
Trace
Level (dBm)
Frequency (MHz)
6405.0
6485.0
20
10
0
-10
-20
-30
-40
-50
-60
-70
-80

802.11ax(HEW40)_MCH_6485MHz_RU484_Left_Ant1_NTNV

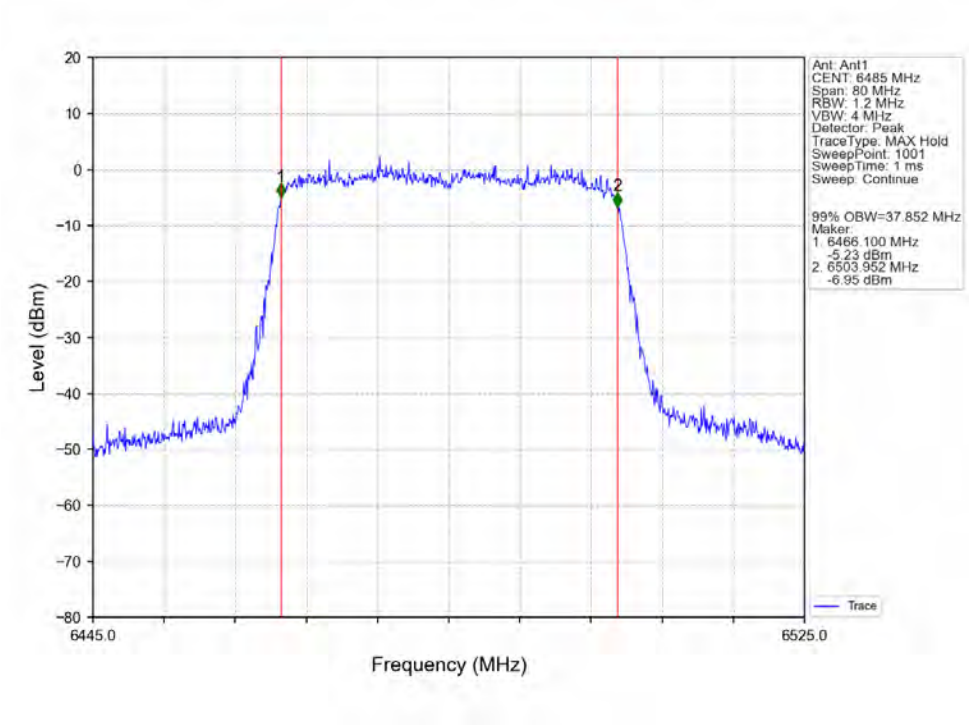

802.11ax(HEW40)_MCH_6485MHz_RU484_Left_Ant5_NTNV

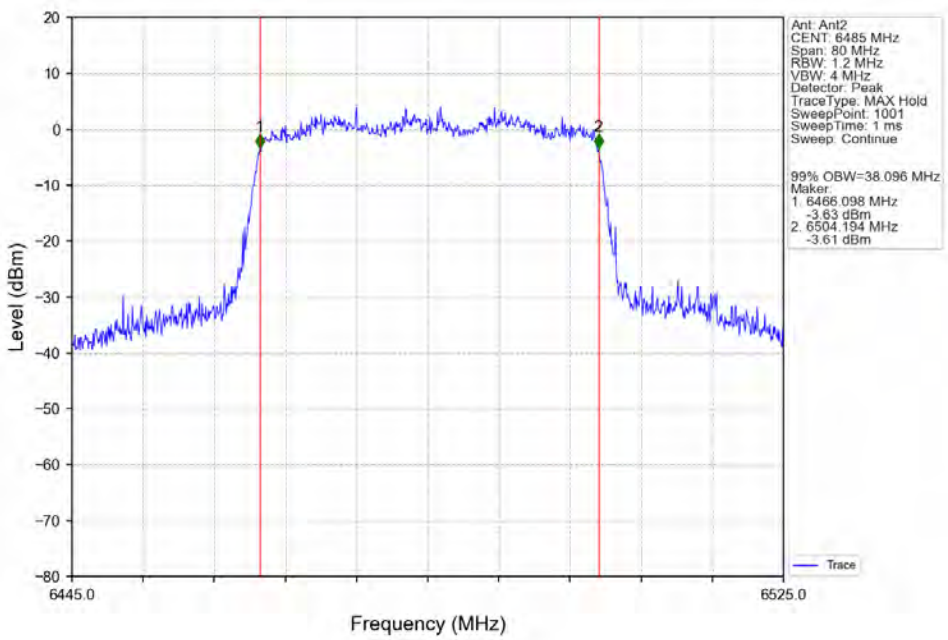
Ant: Ant2
CENT: 6485 MHz
Span: 80 MHz
RBW: 1.2 MHz
VBW: 4 MHz
Detector: Peak
TraceType: MAX Hold
SweepPoint: 1001
SweepTime: 1 ms
Sweep: Continue
99% OBW=38.096 MHz
Maker
1. 6466.098 MHz
-3.63 dBm
2. 6504.194 MHz
-3.61 dBm
Trace
Level (dBm)
Frequency (MHz)
6445.0
6525.0
20
10
0
-10
-20
-30
-40
-50
-60
-70
-80
1
2

802.11ax(HEW80)_LCH_6465MHz_RU996_Left_Ant1_NTNV

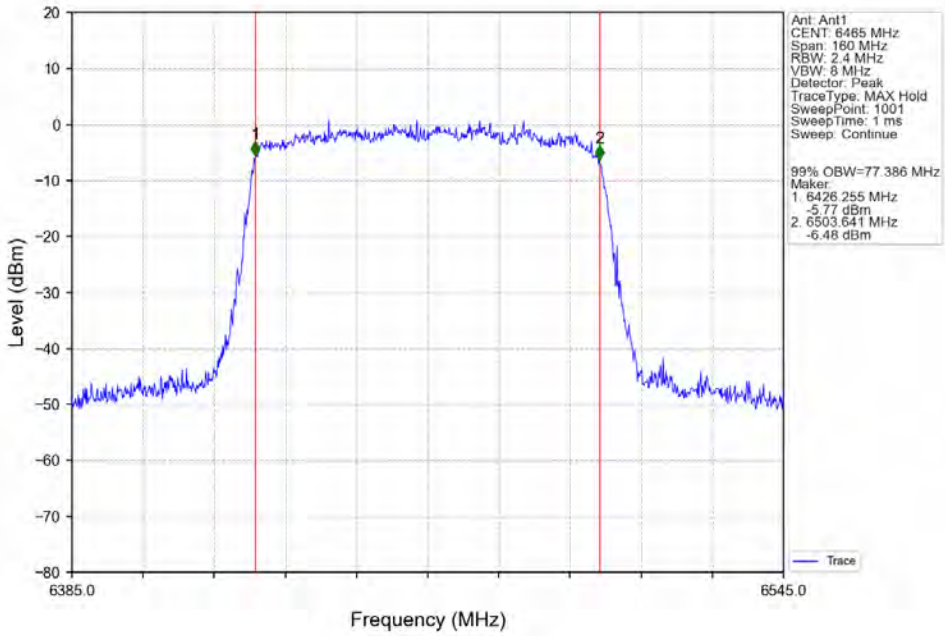

802.11ax(HEW80)_LCH_6465MHz_RU996_Left_Ant5_NTNV

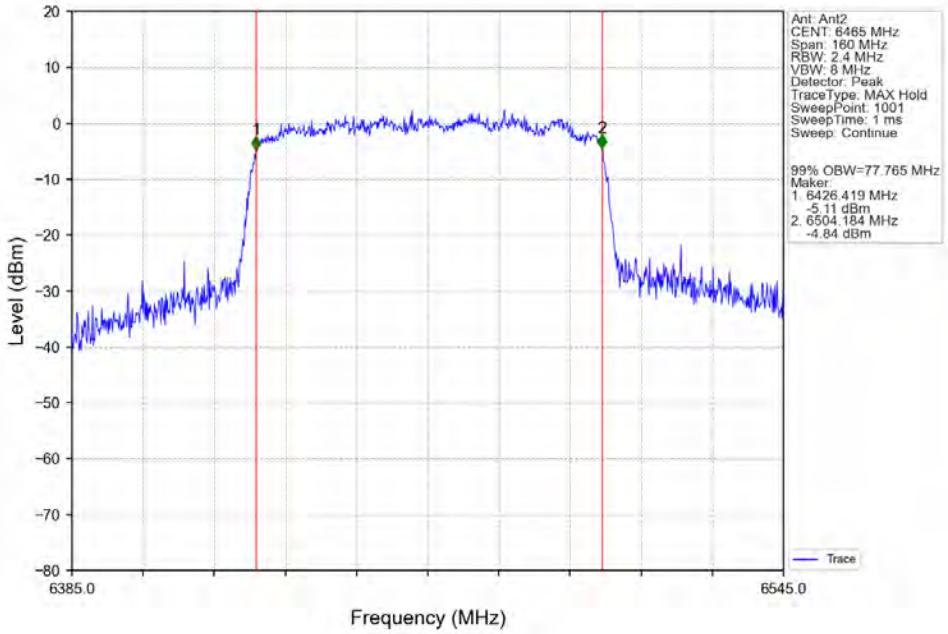
Ant: Ant2
CENT: 6465 MHz
Span: 160 MHz
RBW: 2.4 MHz
VBW: 8 MHz
Detector: Peak
TraceType: MAX Hold
SweepPoint: 1001
SweepTime: 1 ms
Sweep: Continue
99% OBW=77.765 MHz
Maker:
1. 6426.419 MHz
-5.11 dBm
2. 6504.184 MHz
-4.84 dBm
Trace
Level (dBm)
Frequency (MHz)
6385.0
6545.0
20
10
0
-10
-20
-30
-40
-50
-60
-70
-80
1
2

2.2.4 26dB BW

802.11ax(HEW20)_LCH_6435MHz_RU242_Left_Ant1_NTNV

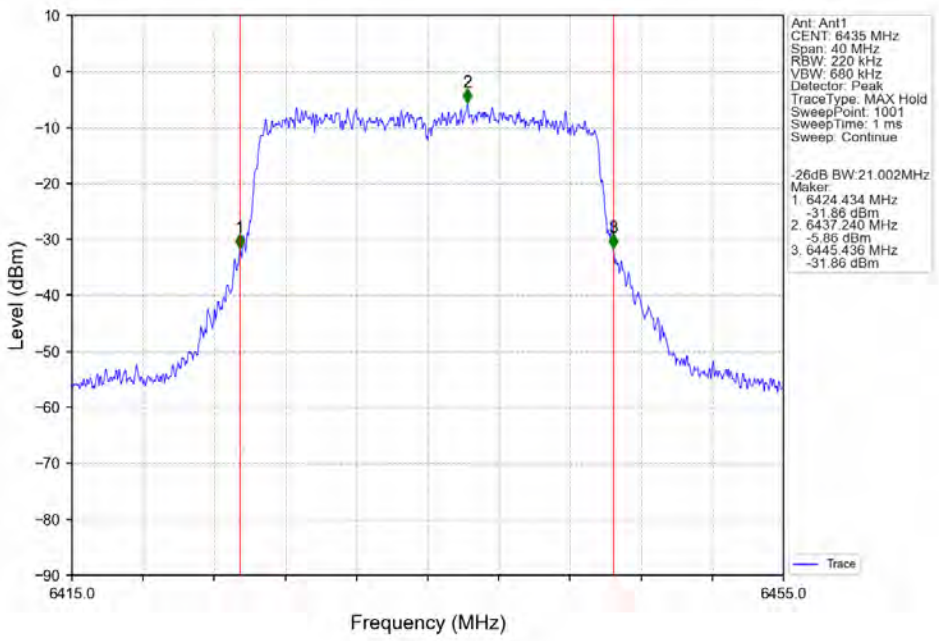

802.11ax(HEW20)_LCH_6435MHz_RU242_Left_Ant5_NTNV

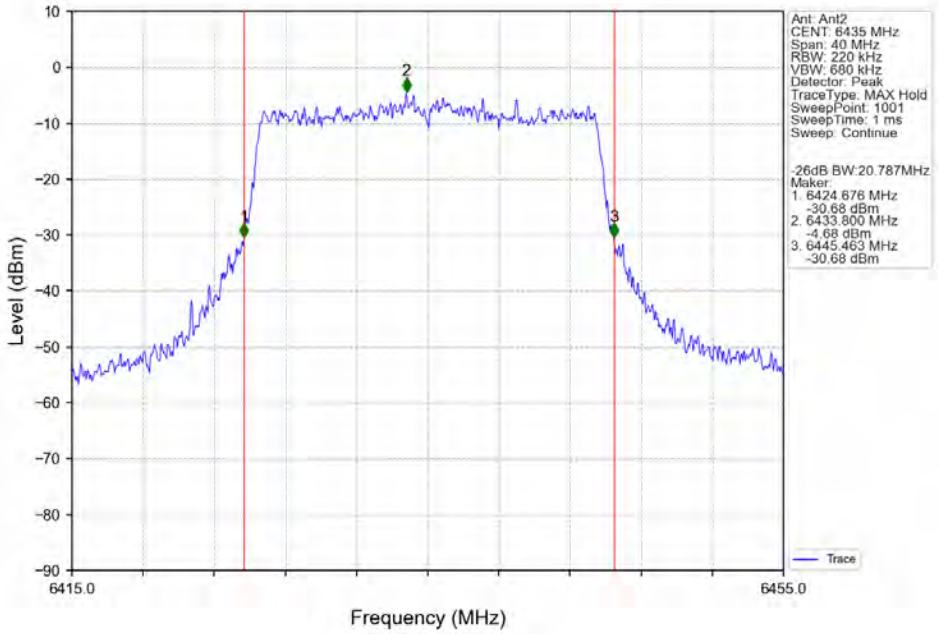
Ant: Ant2
CENT: 6435 MHz
Span: 40 MHz
RBW: 220 kHz
VBW: 680 kHz
Detector: Peak
TraceType: MAX Hold
SweepPoint: 1001
SweepTime: 1 ms
Sweep: Continue
-26dB BW:20.787MHz
Maker:
1. 6424.676 MHz
-30.68 dBm
2. 6433.800 MHz
-4.68 dBm
3. 6445.463 MHz
-30.68 dBm
Trace
Level (dBm)
Frequency (MHz)
6415.0
6455.0

802.11ax(HEW20)_MCH_6475MHz_RU242_Left_Ant1_NTNV

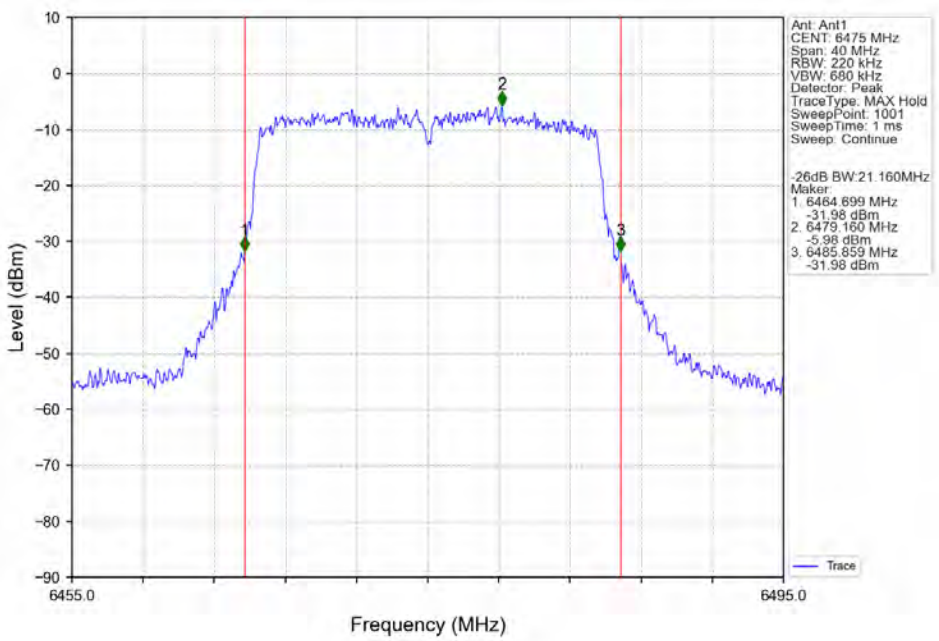

802.11ax(HEW20)_MCH_6475MHz_RU242_Left_Ant5_NTNV

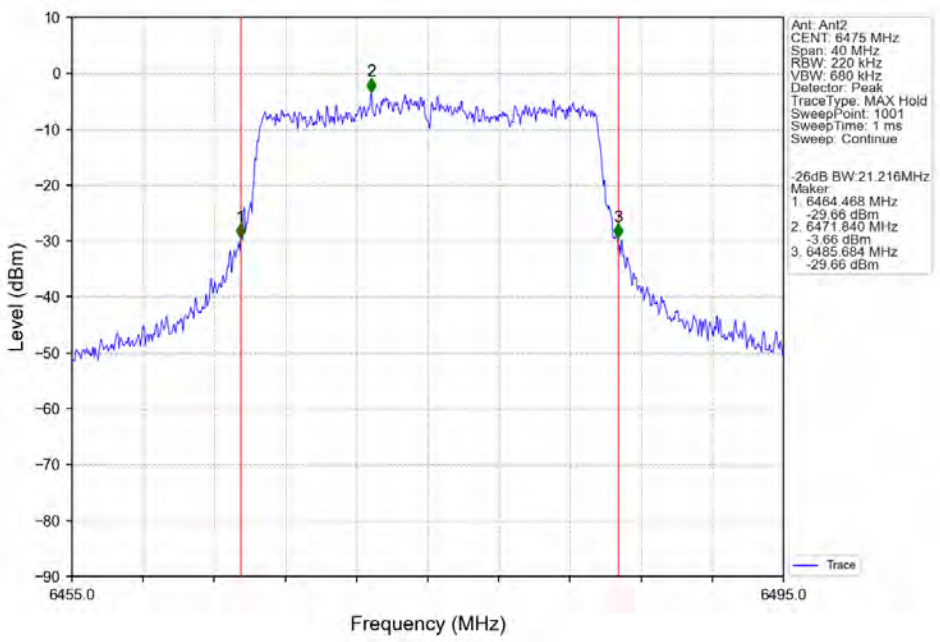
Ant: Ant2
CENT: 6475 MHz
Span: 40 MHz
RBW: 220 kHz
VBW: 680 kHz
Detector: Peak
TraceType: MAX Hold
SweepPoint: 1001
SweepTime: 1 ms
Sweep: Continue
-26dB BW:21.216MHz
Maker
1. 6464.468 MHz
-29.66 dBm
2. 6471.840 MHz
-3.66 dBm
3. 6485.684 MHz
-29.66 dBm
Trace
Level (dBm)
Frequency (MHz)
6455.0
6495.0

802.11ax(HEW20)_HCH_6515MHz_RU242_Left_Ant1_NTNV

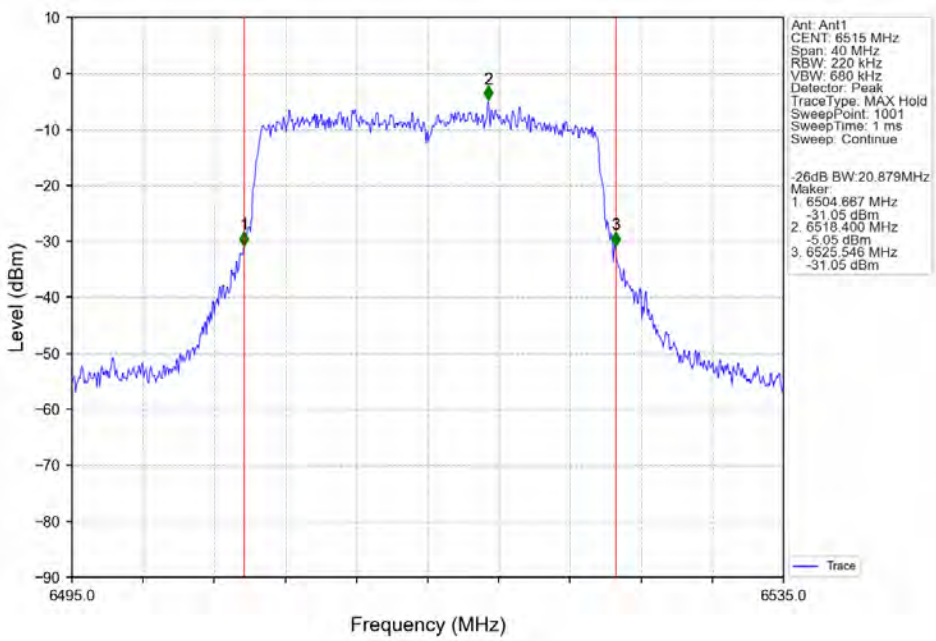

802.11ax(HEW20)_HCH_6515MHz_RU242_Left_Ant5_NTNV

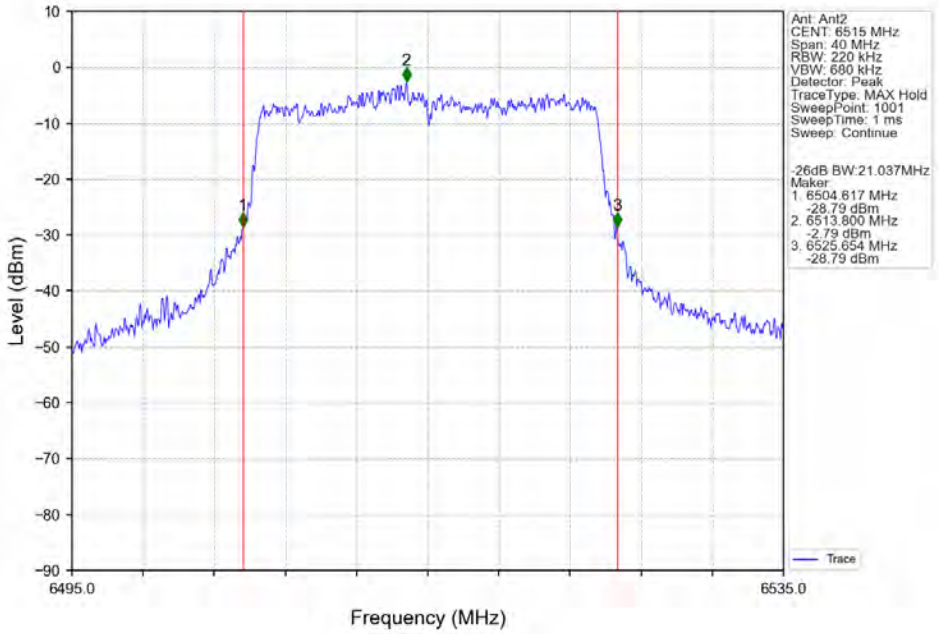
Ant: Ant2
CENT: 6515 MHz
Span: 40 MHz
RBW: 220 kHz
VBW: 680 kHz
Detector: Peak
TraceType. MAX Hold
SweepPoint: 1001
SweepTime: 1 ms
Sweep: Continue
-26dB BW:21.037MHz
Maker
1. 6504.617 MHz
-28.79 dBm
2. 6513.800 MHz
-2.79 dBm
3. 6525.654 MHz
-28.79 dBm
Trace
Level (dBm)
Frequency (MHz)
6495.0
6535.0

802.11ax(HEW40)_LCH_6445MHz_RU484_Left_Ant1_NTNV

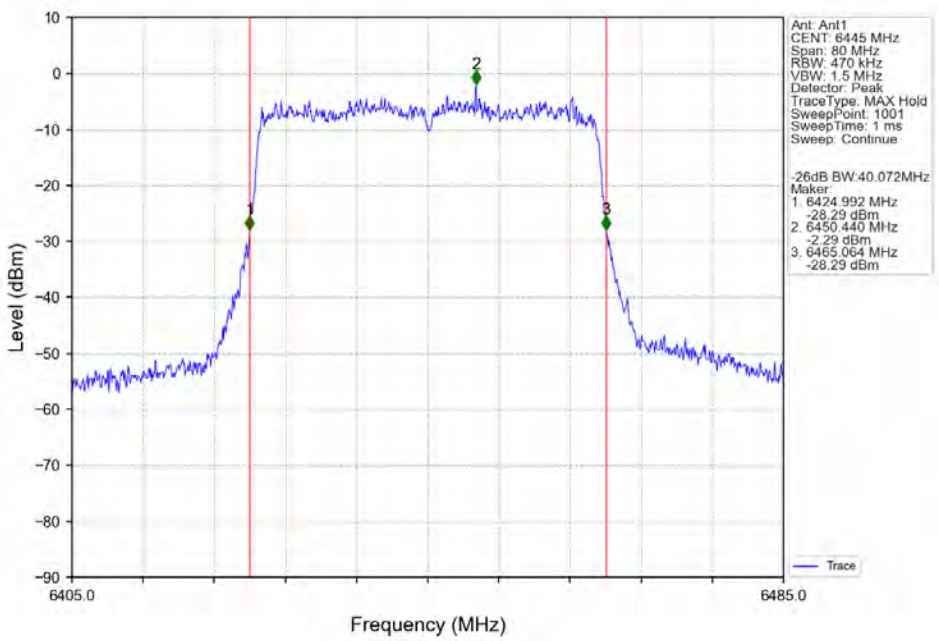

802.11ax(HEW40)_LCH_6445MHz_RU484_Left_Ant5_NTNV

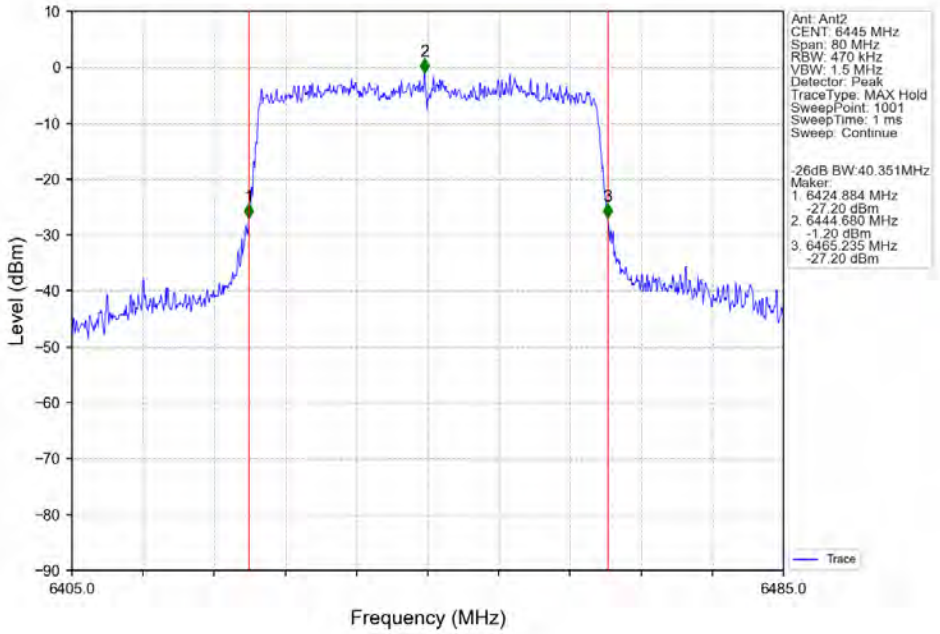
Ant: Ant2
CENT: 6445 MHz
Span: 80 MHz
RBW: 470 kHz
VBW: 1.5 MHz
Detector: Peak
TraceType: MAX Hold
SweepPoint: 1001
SweepTime: 1 ms
Sweep: Continue
-26dB BW:40.351MHz
Maker:
1. 6424.884 MHz
-27.20 dBm
2. 6444.680 MHz
-1.20 dBm
3. 6465.235 MHz
-27.20 dBm
Trace
Level (dBm)
Frequency (MHz)
6405.0
6485.0