FR1 n78 / 80MHz / DFT-S OFDM / PI/2 BPSK / Full RB

Lowest Band Edge

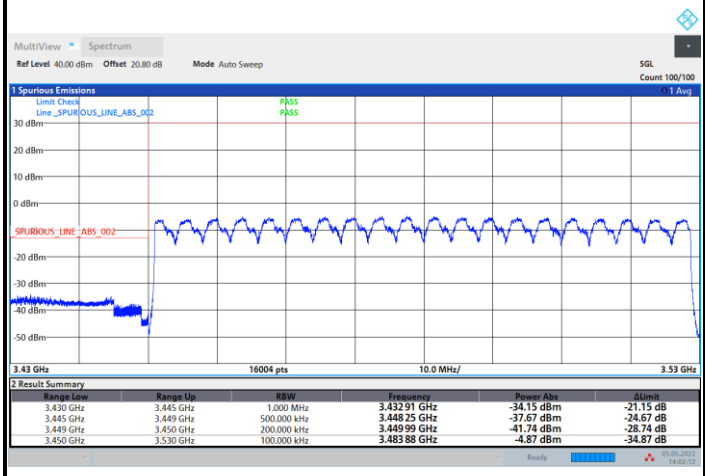

Highest Band Edge

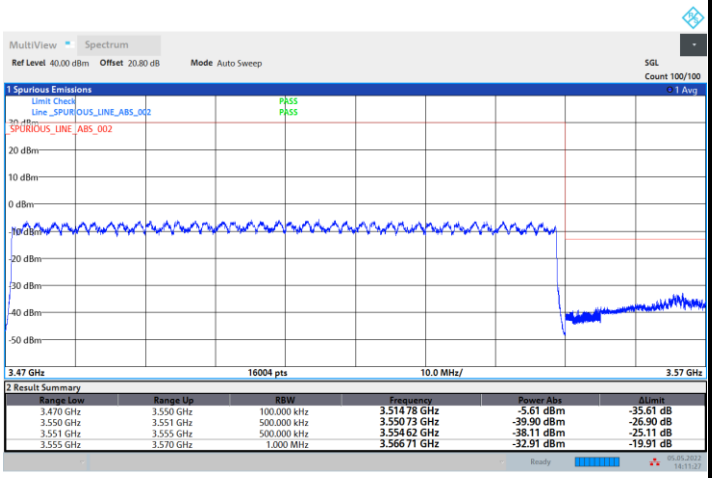

FR1 n78 / 80MHz / DFT-S OFDM / QPSK / Full RB

Lowest Band Edge

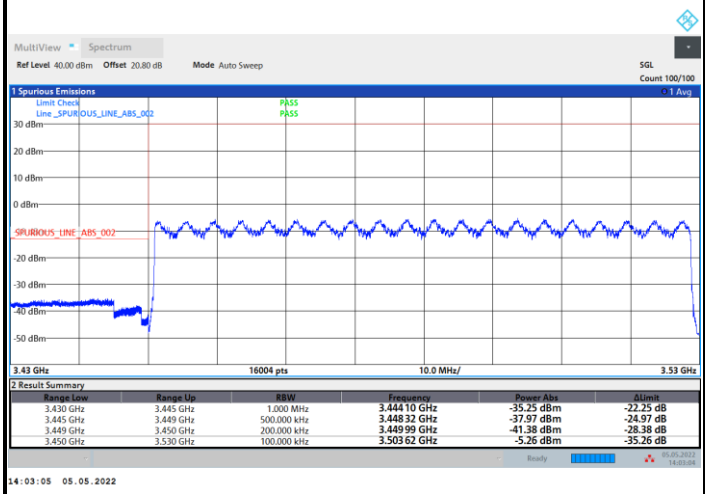

Highest Band Edge

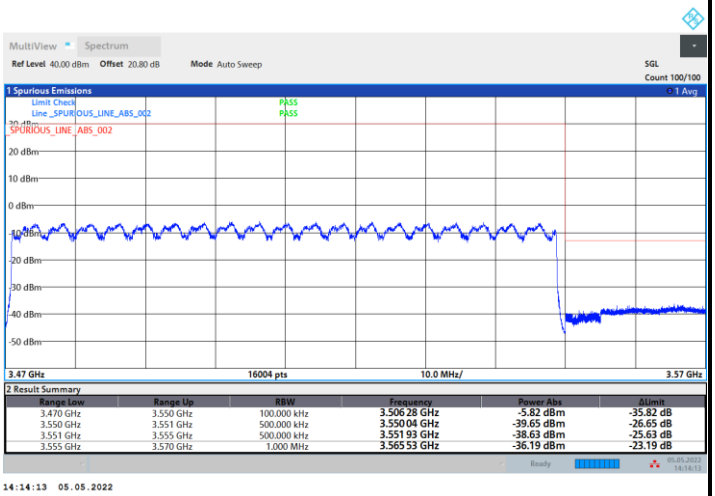

FR1 n78 / 80MHz / DFT-S OFDM / 16QAM / Full RB

Lowest Band Edge

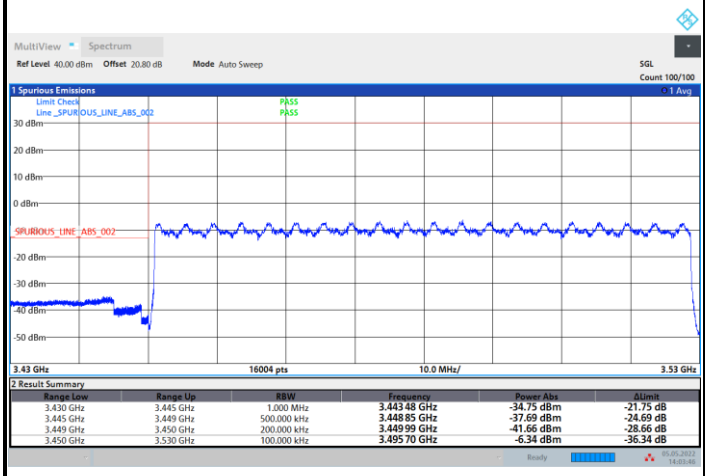

Highest Band Edge

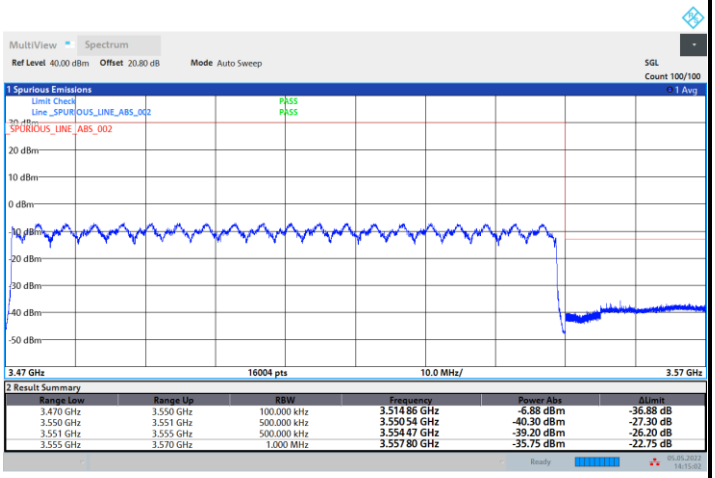

FR1 n78 / 80MHz / DFT-S OFDM / 64QAM / Full RB

Lowest Band Edge

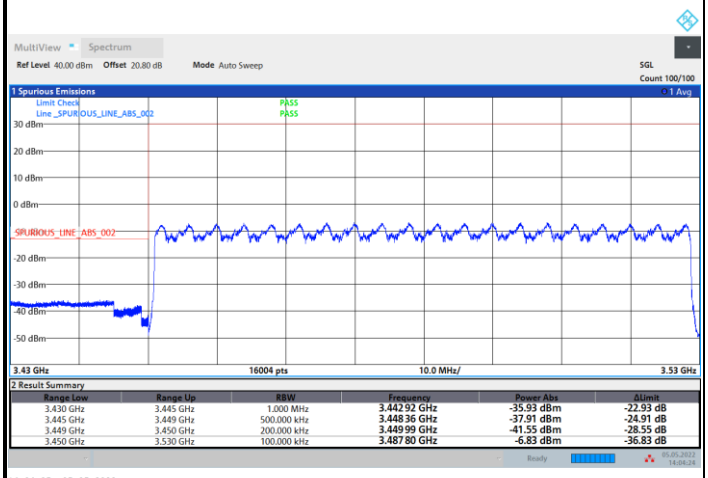

Highest Band Edge

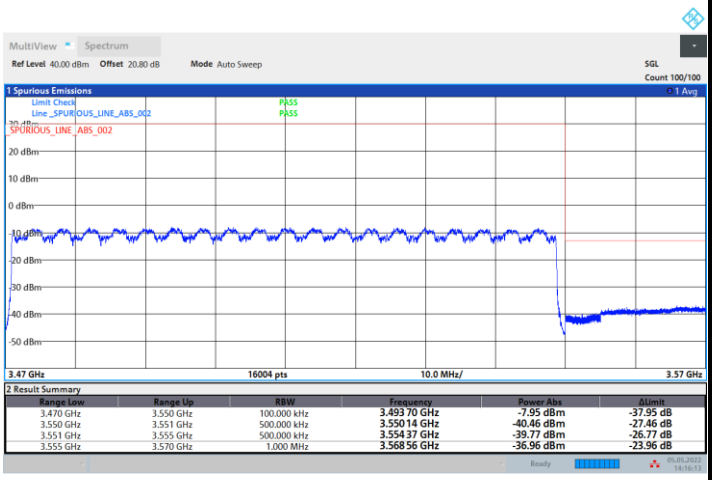

FR1 n78 / 80MHz / DFT-S OFDM / 256QAM / Full RB

Lowest Band Edge

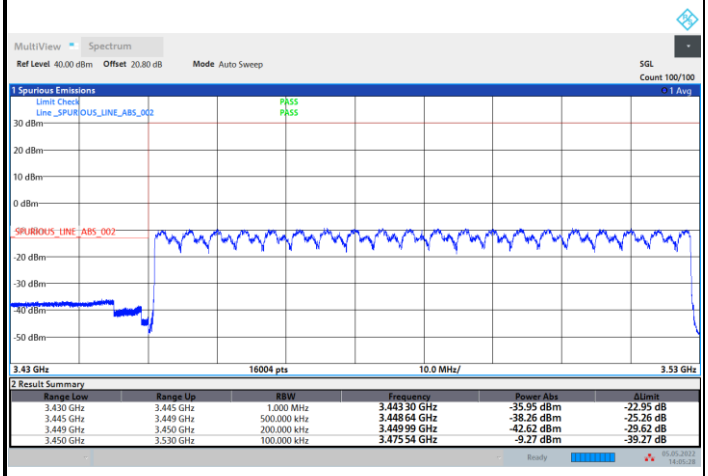

Highest Band Edge

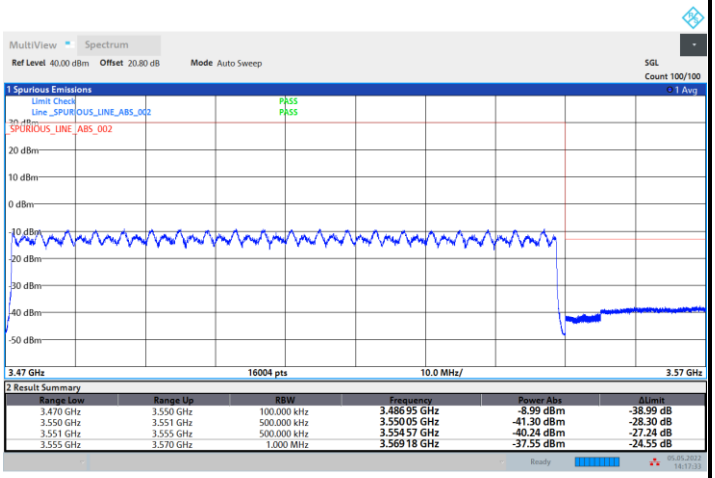

FR1 n78 / 80MHz / CP OFDM / QPSK / Full RB

Lowest Band Edge

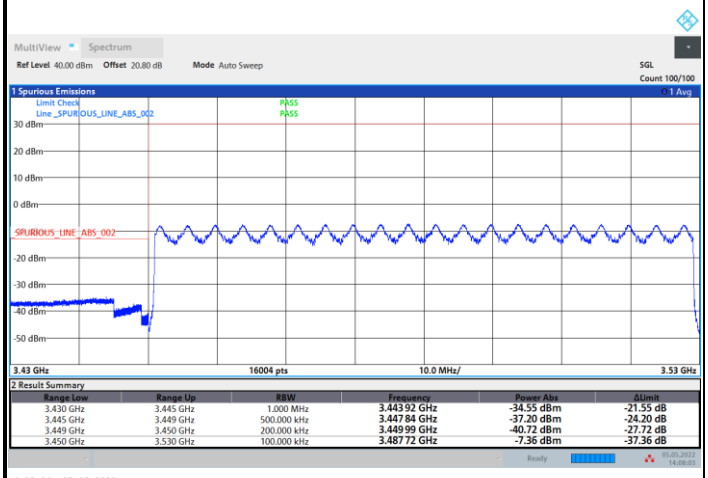

Highest Band Edge

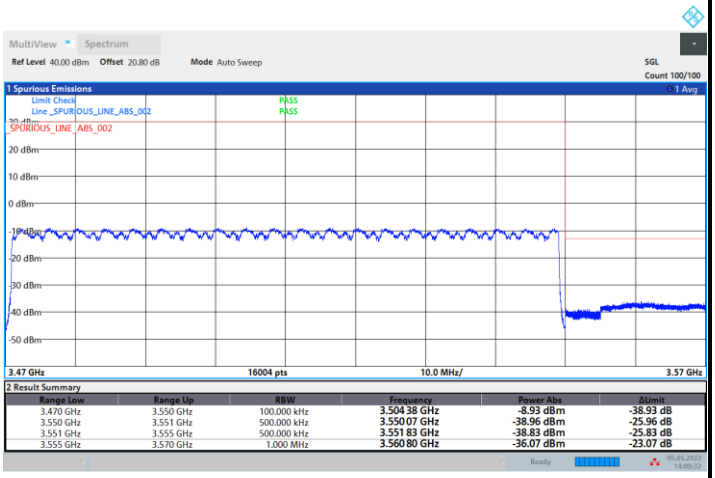

FR1 n78 / 90MHz / DFT-S OFDM / PI/2 BPSK / Full RB

Lowest Band Edge

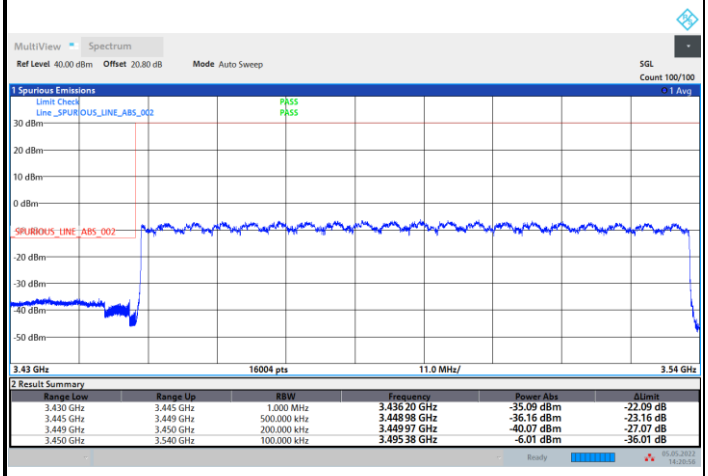

Highest Band Edge

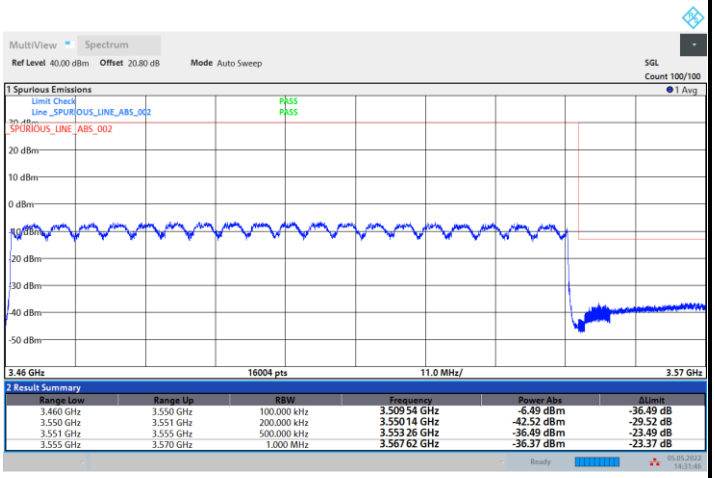

FR1 n78 / 90MHz / DFT-S OFDM / QPSK / Full RB

Lowest Band Edge

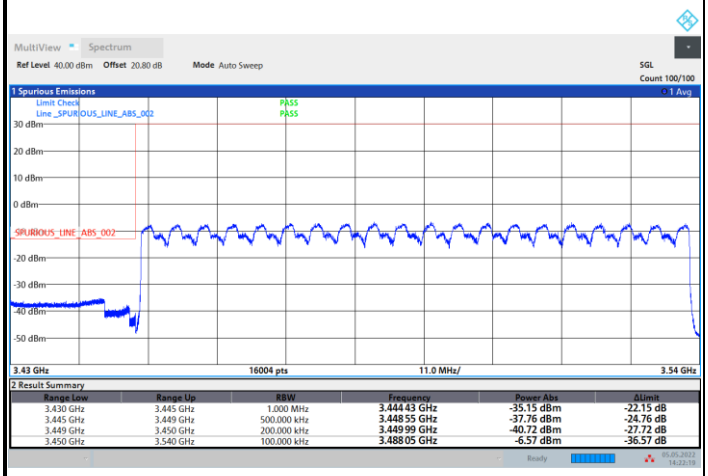

Highest Band Edge

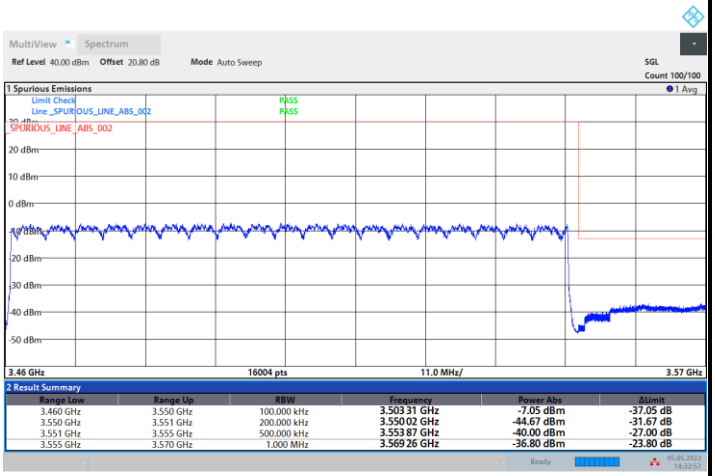

FR1 n78 / 90MHz / DFT-S OFDM / 16QAM / Full RB

Lowest Band Edge

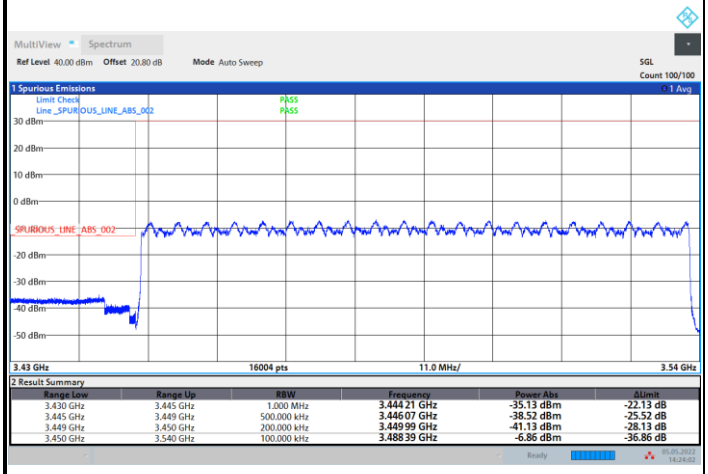

14:24:02 05.05.2022

Highest Band Edge

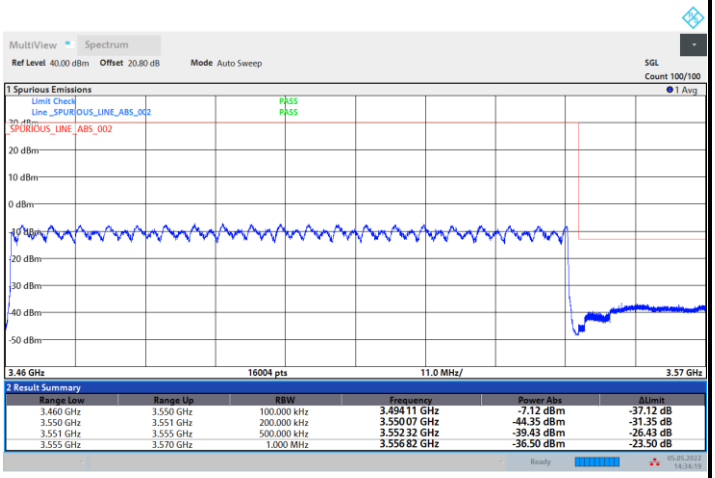

14:34:20 05.05.2022

FR1 n78 / 90MHz / DFT-S OFDM / 64QAM / Full RB

Lowest Band Edge

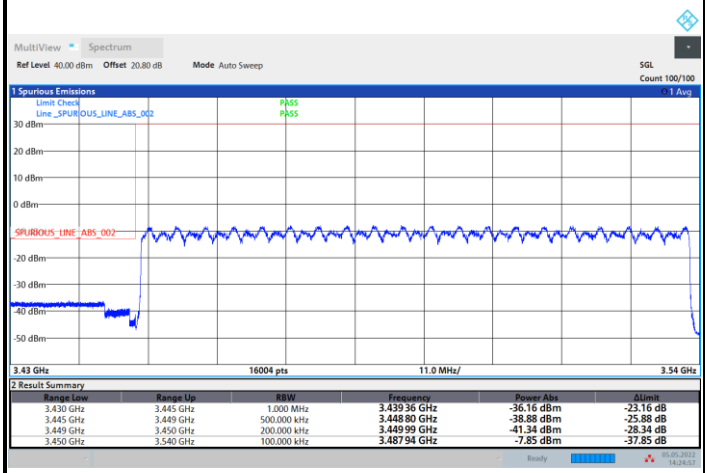

14:24:58 05.05.2022

Highest Band Edge

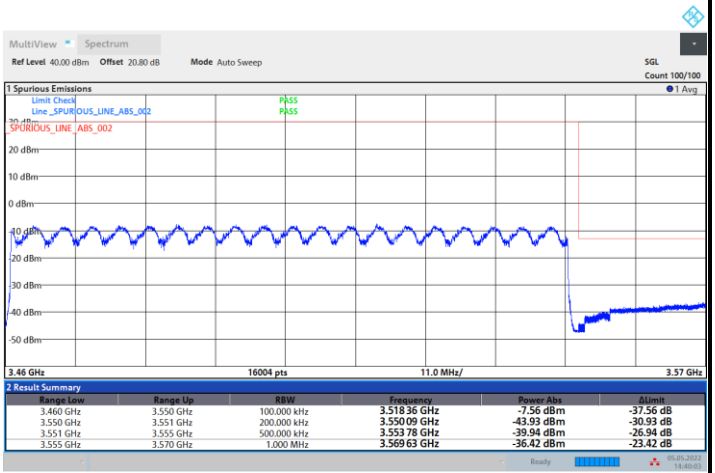

14:40:04 05.05.2022

FR1 n78 / 90MHz / DFT-S OFDM / 256QAM / Full RB

Lowest Band Edge

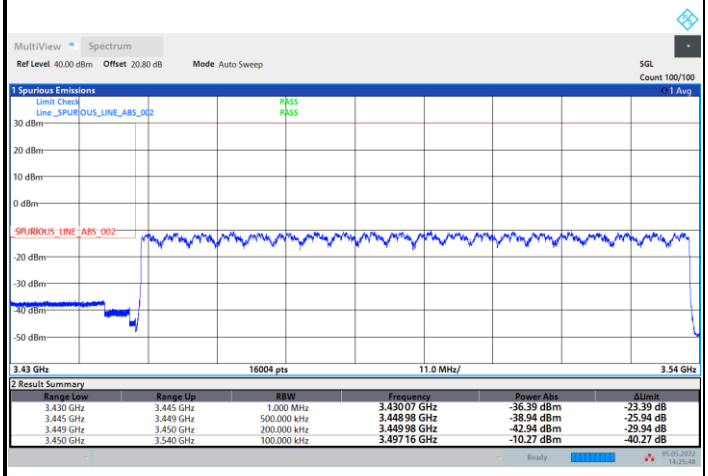

Highest Band Edge

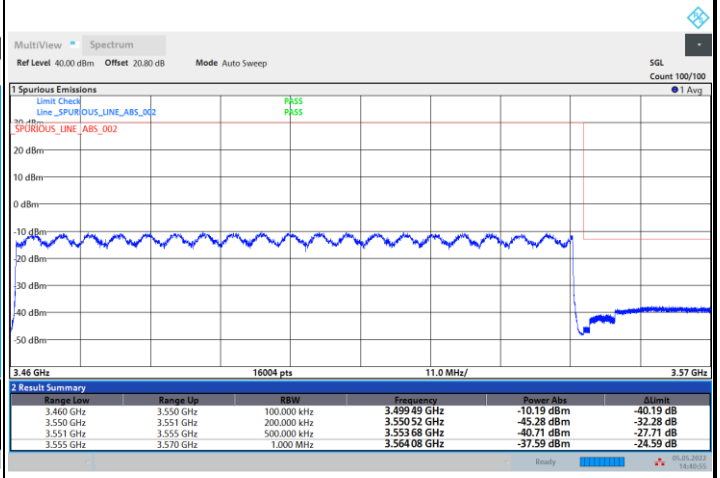

FR1 n78 / 90MHz / CP OFDM / QPSK / Full RB

Lowest Band Edge

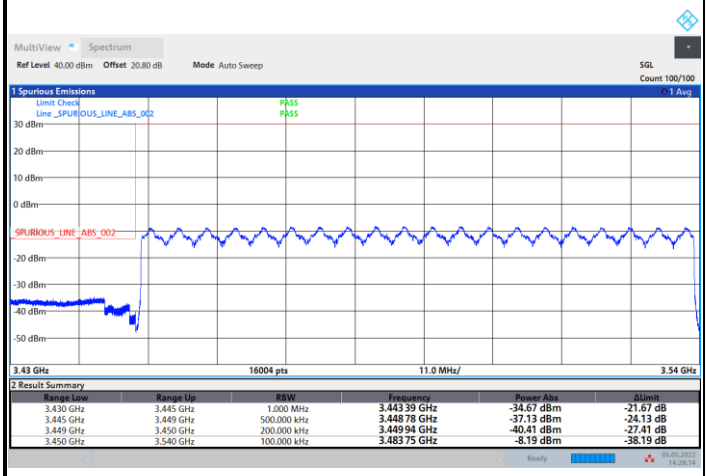

Highest Band Edge

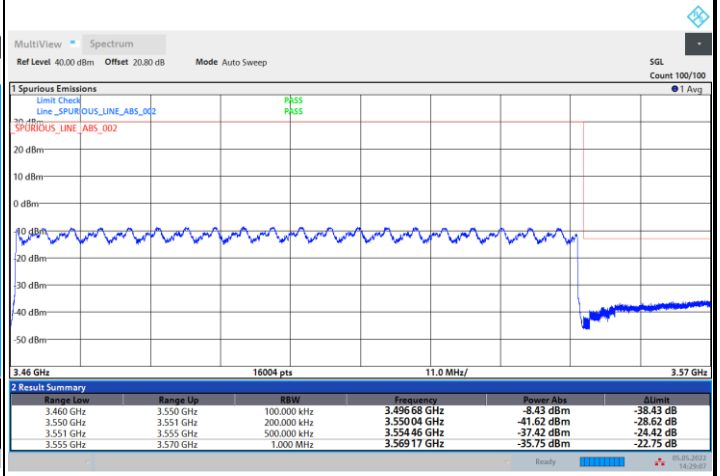

FR1 n78 / 100MHz / DFT-S OFDM / PI/2 BPSK / Full RB

Lowest Band Edge

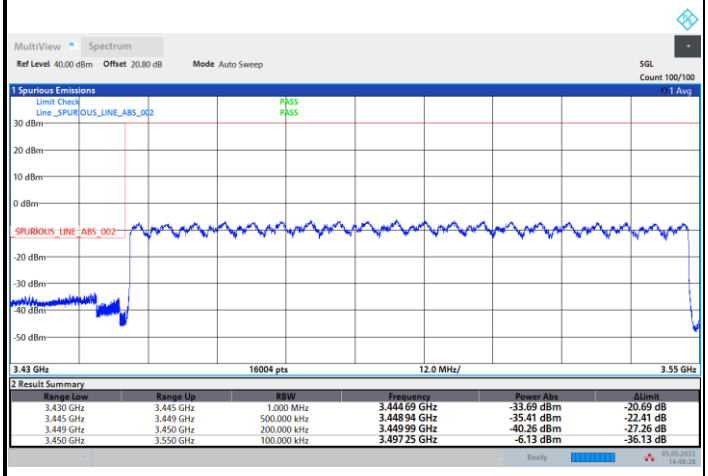

Highest Band Edge

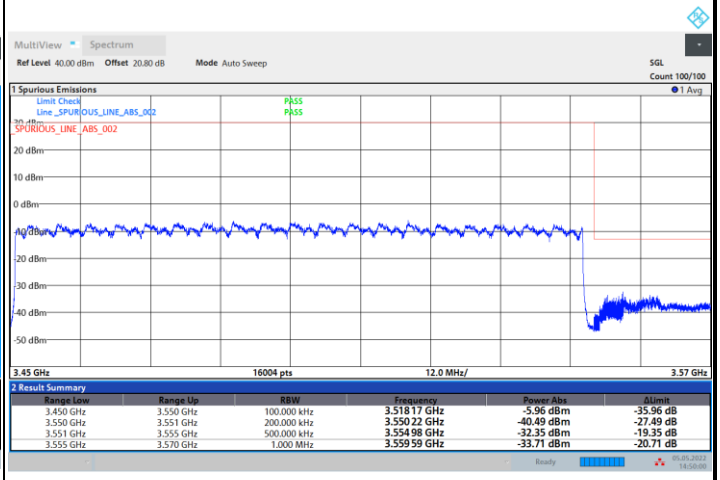

FR1 n78 / 100MHz / DFT-S OFDM / QPSK / Full RB

Lowest Band Edge

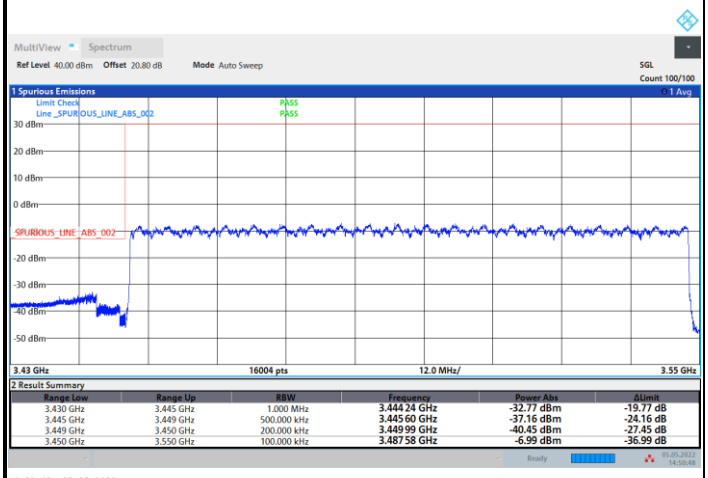

Highest Band Edge

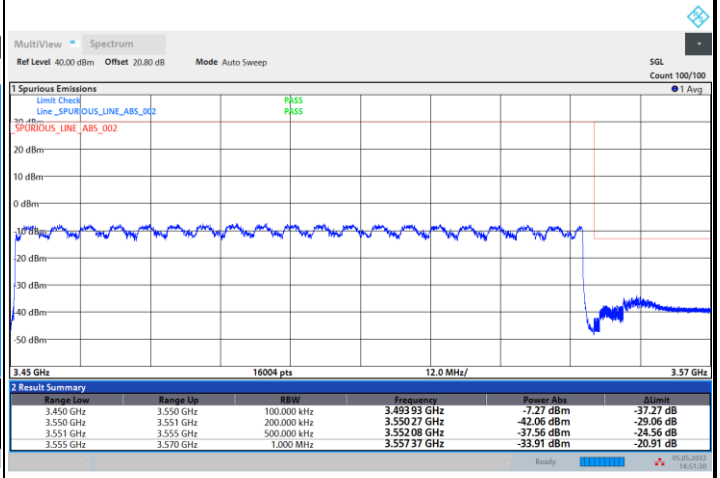

FR1 n78 / 100MHz / DFT-S OFDM / 16QAM / Full RB

Lowest Band Edge

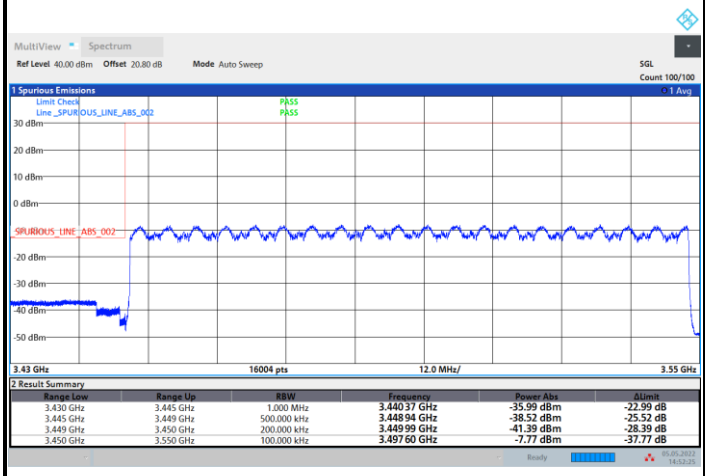

Highest Band Edge

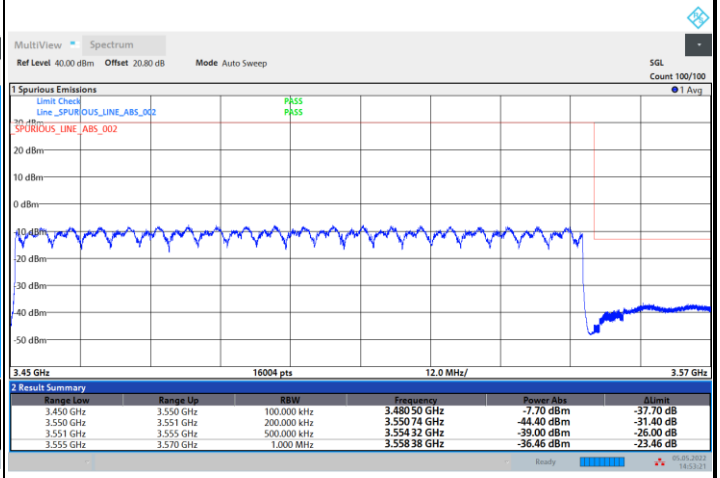

FR1 n78 / 100MHz / DFT-S OFDM / 64QAM / Full RB

Lowest Band Edge

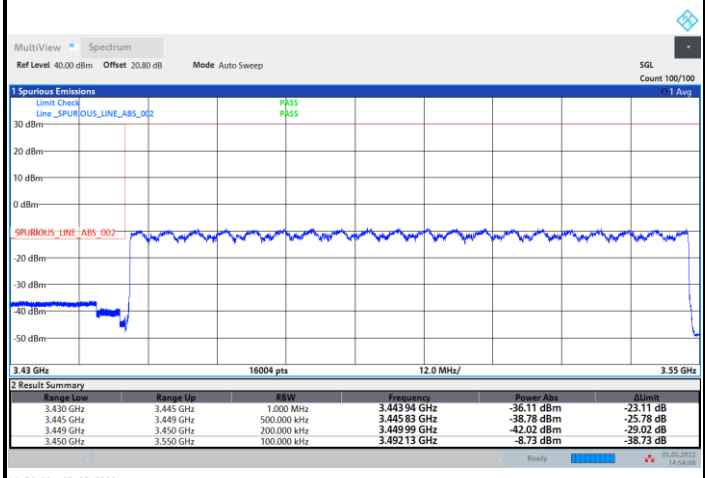

Highest Band Edge

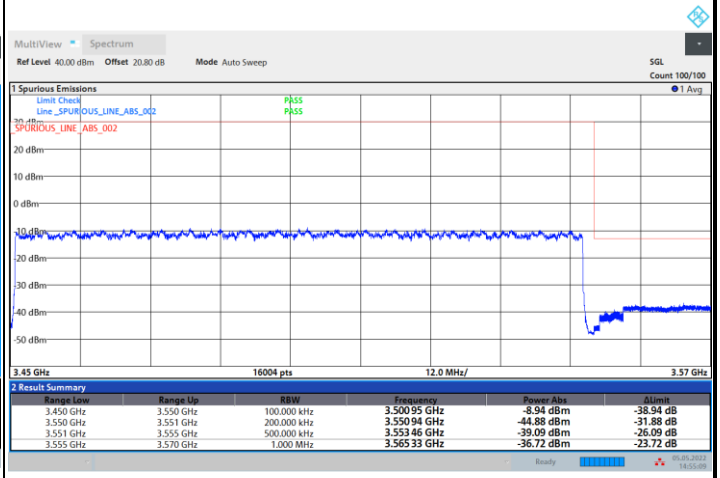

FR1 n78 / 100MHz / DFT-S OFDM / 256QAM / Full RB

Lowest Band Edge / Full RB

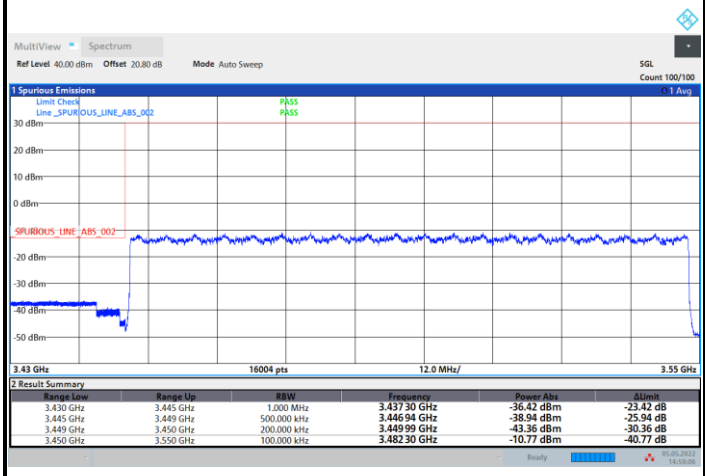

Highest Band Edge / Full RB

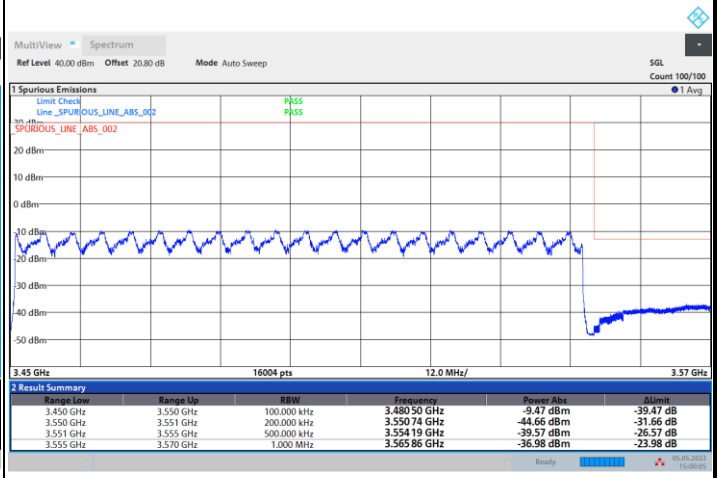

FR1 n78 / 100MHz / CP OFDM / QPSK / Full RB

Lowest Band Edge

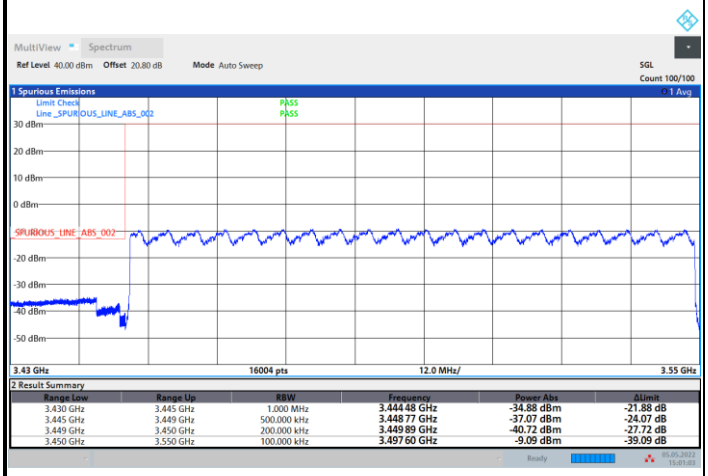

Highest Band Edge

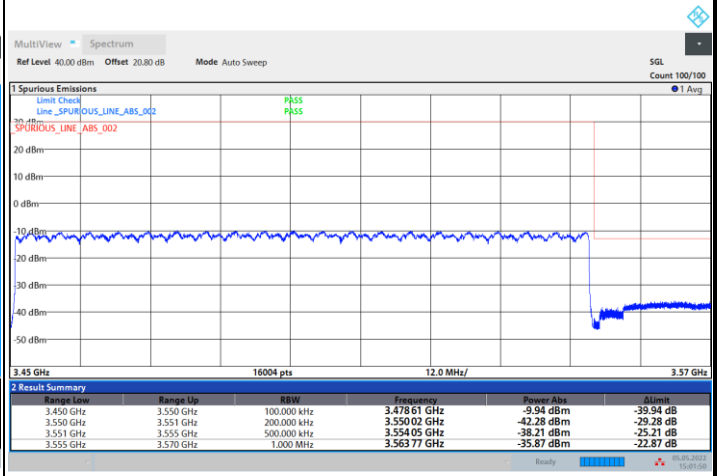

Conducted Spurious Emission

FR1 n78 / 20MHz / DFT-S OFDM / QPSK / 1RB1

Lowest Channel

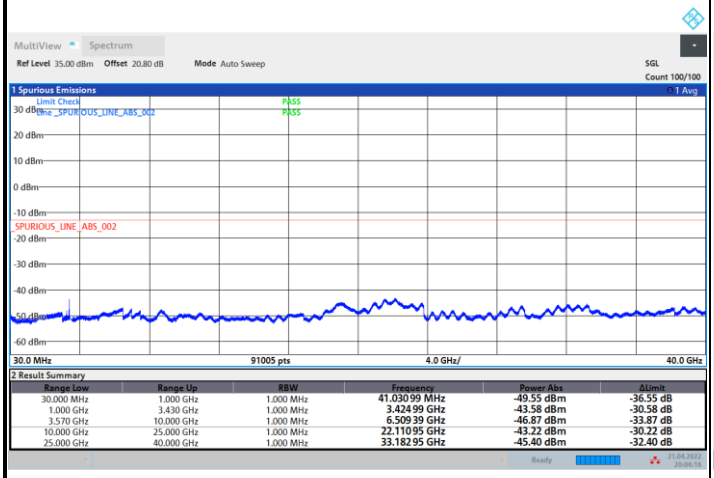

Middle Channel

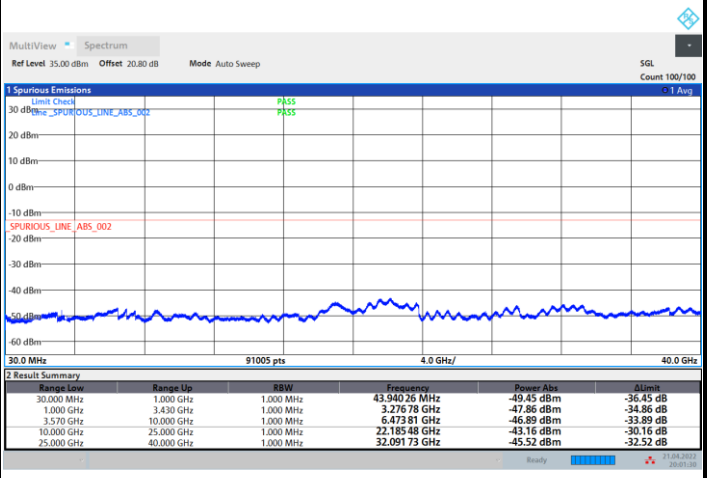

Highest Channel

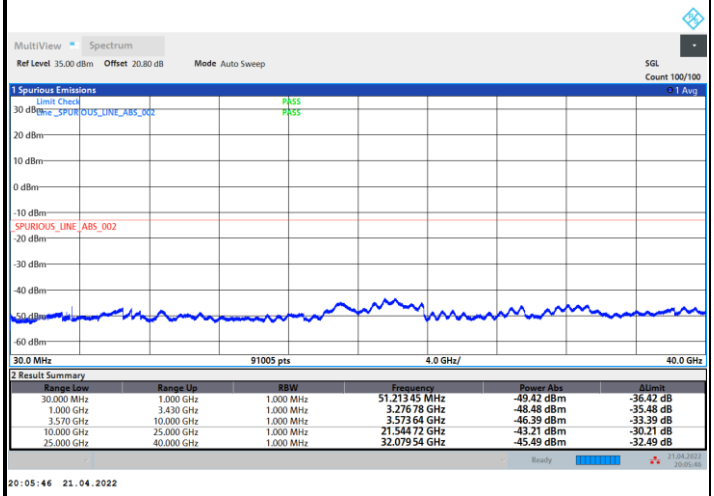

Frequency Stability

Test Conditions		FR1 n78 (BPSK) / Middle Channel	Limit
Temperature (°C)	Voltage (Volt)	BW 20MHz	Note 2.
		Deviation (ppm)	Result
50	Normal Voltage	0.0018	PASS
40	Normal Voltage	0.0019	
30	Normal Voltage	0.0025	
20(Ref.)	Normal Voltage	0.0000	
10	Normal Voltage	0.0027	
0	Normal Voltage	0.0008	
-10	Normal Voltage	0.0015	
-20	Normal Voltage	0.0011	
-30	Normal Voltage	0.0021	
20	Maximum Voltage	0.0001	
20	Normal Voltage	0.0000	
20	Battery End Point	0.0000	

Note:

1. Normal Voltage = 3.3 V.；Battery End Point (BEP) = 3.1 V.；Maximum Voltage = 3.6 V.
2. The frequency fundamental emissions stay within the authorized frequency block.

Appendix B. Test Results of Radiated Test

<Ant. 1>

EN-DC 2A-n77A

EN-DC 2A-n77A / 20MHz / PI/2 BPSK									
Channel	Frequency (MHz)	EIRP (dBm)	Limit (dBm)	Margin (dB)	SPA Reading (dBm)	S.G. Power (dBm)	TX Cable loss (dB)	TX Antenna Gain (dBi)	Polarization (H/V)
Lowest	6903	-43.10	-13	-30.10	-72.46	-51.29	1.84	12.19	H
	10354	-36.50	-13	-23.50	-71.99	-42.98	2.26	10.89	H
	13805	-28.91	-13	-15.91	-72.99	-36.68	2.63	12.56	H
	20708	-55.04	-13	-42.04	-68.44	-67.58	3.22	17.92	H
	24160	-57.38	-13	-44.38	-75.04	-69.94	3.78	18.50	H
	27612	-56.62	-13	-43.62	-77.15	-70.07	3.95	19.54	H
									H
	6903	-42.42	-13	-29.42	-72.28	-50.61	1.84	12.19	V
	10354	-36.95	-13	-23.95	-71.65	-43.43	2.26	10.89	V
	13805	-29.95	-13	-16.95	-73	-37.72	2.63	12.56	V
	20708	-51.85	-13	-38.85	-65.01	-64.39	3.22	17.92	V
	24160	-50.86	-13	-37.86	-68.16	-63.42	3.78	18.50	V
	27612	-55.04	-13	-42.04	-75.25	-68.49	3.95	19.54	V
									V

Middle	6983	-42.48	-13	-29.48	-71.91	-50.36	1.84	11.87	H
	10474	-36.42	-13	-23.42	-72	-42.83	2.25	10.82	H
	13965	-29.84	-13	-16.84	-73.2	-37.45	2.66	12.43	H
	20952	-58.56	-13	-45.56	-71.97	-70.99	3.24	17.82	H
	24438	-59.03	-13	-46.03	-77.19	-71.79	3.76	18.66	H
	27934	-56.75	-13	-43.75	-77.21	-70.31	3.97	19.67	H
									H
	6983	-42.09	-13	-29.09	-71.68	-49.97	1.84	11.87	V
	10474	-36.62	-13	-23.62	-71.6	-43.03	2.25	10.82	V
	13965	-30.55	-13	-17.55	-73.25	-38.16	2.66	12.43	V
	20952	-54.63	-13	-41.63	-67.75	-67.06	3.24	17.82	V
	24438	-51.56	-13	-38.56	-69.4	-64.32	3.76	18.66	V
	27934	-54.33	-13	-41.33	-74.41	-67.89	3.97	19.67	V
									V
Highest	7063	-41.87	-13	-28.87	-71.57	-49.52	1.84	11.64	H
	10594	-37.17	-13	-24.17	-72.99	-43.52	2.24	10.74	H
	14125	-29.49	-13	-16.49	-72.65	-37.01	2.66	12.33	H
	21185	-62.91	-13	-49.91	-76.9	-75.49	3.29	18.02	H
	24718	-59.67	-13	-46.67	-77.94	-72.36	3.73	18.57	H
	28245	-56.11	-13	-43.11	-76.59	-69.53	3.98	19.55	H
									H
	7063	-41.98	-13	-28.98	-71.86	-49.63	1.84	11.64	V
	10594	-37.25	-13	-24.25	-72.6	-43.60	2.24	10.74	V
	14125	-29.89	-13	-16.89	-72.75	-37.41	2.66	12.33	V
	21185	-61.06	-13	-48.06	-74.75	-73.64	3.29	18.02	V
	24718	-58.40	-13	-45.40	-76.36	-71.09	3.73	18.57	V
	28245	-56.35	-13	-43.35	-76.43	-69.77	3.98	19.55	V
									V

Remark: Spurious emissions within 30-1000MHz were found more than 20dB below limit line.

EN-DC 5A-n77A

EN-DC 5A-n77A / 20MHz / PI/2 BPSK									
Channel	Frequency (MHz)	EIRP (dBm)	Limit (dBm)	Margin (dB)	SPA Reading (dBm)	S.G. Power (dBm)	TX Cable loss (dB)	TX Antenna Gain (dBi)	Polarization (H/V)
Middle	6983	-42.38	-13	-29.38	-71.81	-50.26	1.84	11.87	H
	10474	-36.26	-13	-23.26	-71.84	-42.67	2.25	10.82	H
	13965	-29.76	-13	-16.76	-73.12	-37.37	2.66	12.43	H
	20952	-61.54	-13	-48.54	-74.95	-73.97	3.24	17.82	H
	24438	-58.58	-13	-45.58	-76.74	-71.34	3.76	18.66	H
	27934	-56.56	-13	-43.56	-77.02	-70.12	3.97	19.67	H
									H
	6983	-42.14	-13	-29.14	-71.73	-50.02	1.84	11.87	V
	10474	-36.91	-13	-23.91	-71.89	-43.32	2.25	10.82	V
	13965	-30.16	-13	-17.16	-72.86	-37.77	2.66	12.43	V
	20952	-56.87	-13	-43.87	-69.99	-69.30	3.24	17.82	V
	24438	-47.22	-13	-34.22	-65.06	-59.98	3.76	18.66	V
	27934	-54.44	-13	-41.44	-74.52	-68.00	3.97	19.67	V
									V

Remark: Spurious emissions within 30-1000MHz were found more than 20dB below limit line.

EN-DC 7A-n77A

EN-DC 7A-n77A / 20MHz / PI/2 BPSK									
Channel	Frequency (MHz)	EIRP (dBm)	Limit (dBm)	Margin (dB)	SPA Reading (dBm)	S.G. Power (dBm)	TX Cable loss (dB)	TX Antenna Gain (dBi)	Polarization (H/V)
Middle	6983	-42.57	-13	-29.57	-72	-50.45	1.84	11.87	H
	10474	-36.65	-13	-23.65	-72.23	-43.06	2.25	10.82	H
	13965	-29.90	-13	-16.90	-73.26	-37.51	2.66	12.43	H
	20952	-62.19	-13	-49.19	-75.6	-74.62	3.24	17.82	H
	24438	-57.69	-13	-44.69	-75.85	-70.45	3.76	18.66	H
	27934	-56.28	-13	-43.28	-76.74	-69.84	3.97	19.67	H
									H
	6983	-42.27	-13	-29.27	-71.86	-50.15	1.84	11.87	V
	10474	-37.25	-13	-24.25	-72.23	-43.66	2.25	10.82	V
	13965	-30.48	-13	-17.48	-73.18	-38.09	2.66	12.43	V
	20952	-57.17	-13	-44.17	-70.29	-69.60	3.24	17.82	V
	24438	-55.60	-13	-42.60	-73.44	-68.36	3.76	18.66	V
	27934	-55.63	-13	-42.63	-75.71	-69.19	3.97	19.67	V
									V

Remark: Spurious emissions within 30-1000MHz were found more than 20dB below limit line.

EN-DC 12A-n77A

EN-DC 12A-n77A / 20MHz / PI/2 BPSK									
Channel	Frequency (MHz)	EIRP (dBm)	Limit (dBm)	Margin (dB)	SPA Reading (dBm)	S.G. Power (dBm)	TX Cable loss (dB)	TX Antenna Gain (dBi)	Polarization (H/V)
Middle	6983	-42.29	-13	-29.29	-71.72	-50.17	1.84	11.87	H
	10474	-36.77	-13	-23.77	-72.35	-43.18	2.25	10.82	H
	13965	-30.01	-13	-17.01	-73.37	-37.62	2.66	12.43	H
	20952	-59.78	-13	-46.78	-73.19	-72.21	3.24	17.82	H
	24438	-57.64	-13	-44.64	-75.8	-70.40	3.76	18.66	H
	27934	-56.89	-13	-43.89	-77.35	-70.45	3.97	19.67	H
									H
	6983	-42.51	-13	-29.51	-72.1	-50.39	1.84	11.87	V
	10474	-37.47	-13	-24.47	-72.45	-43.88	2.25	10.82	V
	13965	-30.57	-13	-17.57	-73.27	-38.18	2.66	12.43	V
	20952	-54.99	-13	-41.99	-68.11	-67.42	3.24	17.82	V
	24438	-51.92	-13	-38.92	-69.76	-64.68	3.76	18.66	V
	27934	-53.69	-13	-40.69	-73.77	-67.25	3.97	19.67	V
									V

Remark: Spurious emissions within 30-1000MHz were found more than 20dB below limit line.

EN-DC 13A-n77A

EN-DC 13A-n77A / 20MHz / PI/2 BPSK									
Channel	Frequency (MHz)	EIRP (dBm)	Limit (dBm)	Margin (dB)	SPA Reading (dBm)	S.G. Power (dBm)	TX Cable loss (dB)	TX Antenna Gain (dBi)	Polarization (H/V)
Middle	6983	-42.38	-13	-29.38	-71.81	-50.26	1.84	11.87	H
	10474	-36.48	-13	-23.48	-72.06	-42.89	2.25	10.82	H
	13965	-29.91	-13	-16.91	-73.27	-37.52	2.66	12.43	H
	20952	-60.03	-13	-47.03	-73.44	-72.46	3.24	17.82	H
	24438	-55.88	-13	-42.88	-74.04	-68.64	3.76	18.66	H
	27934	-56.89	-13	-43.89	-77.35	-70.45	3.97	19.67	H
									H
	6983	-42.04	-13	-29.04	-71.63	-49.92	1.84	11.87	V
	10474	-37.17	-13	-24.17	-72.15	-43.58	2.25	10.82	V
	13965	-30.66	-13	-17.66	-73.36	-38.27	2.66	12.43	V
	20952	-56.33	-13	-43.33	-69.45	-68.76	3.24	17.82	V
	24438	-51.53	-13	-38.53	-69.37	-64.29	3.76	18.66	V
	27934	-53.42	-13	-40.42	-73.5	-66.98	3.97	19.67	V
									V

Remark: Spurious emissions within 30-1000MHz were found more than 20dB below limit line.

EN-DC 14A-n77A

EN-DC 14A-n77A / 20MHz / PI/2 BPSK									
Channel	Frequency (MHz)	EIRP (dBm)	Limit (dBm)	Margin (dB)	SPA Reading (dBm)	S.G. Power (dBm)	TX Cable loss (dB)	TX Antenna Gain (dBi)	Polarization (H/V)
Middle	6983	-42.53	-13	-29.53	-71.96	-50.41	1.84	11.87	H
	10474	-36.79	-13	-23.79	-72.37	-43.20	2.25	10.82	H
	13965	-29.80	-13	-16.80	-73.16	-37.41	2.66	12.43	H
	20952	-56.03	-13	-43.03	-69.44	-68.46	3.24	17.82	H
	24438	-57.05	-13	-44.05	-75.21	-69.81	3.76	18.66	H
	31420	-54.45	-13	-41.45	-76.61	-67.74	4.36	19.80	H
									H
	6983	-42.65	-13	-29.65	-72.24	-50.53	1.84	11.87	V
	10474	-37.23	-13	-24.23	-72.21	-43.64	2.25	10.82	V
	13965	-30.57	-13	-17.57	-73.27	-38.18	2.66	12.43	V
	20952	-54.15	-13	-41.15	-67.27	-66.58	3.24	17.82	V
	24438	-46.27	-13	-33.27	-64.11	-59.03	3.76	18.66	V
	31420	-48.87	-13	-35.87	-70.36	-62.16	4.36	19.80	V
									V

Remark: Spurious emissions within 30-1000MHz were found more than 20dB below limit line.

EN-DC 30A-n77A

EN-DC 30A-n77A / 20MHz / PI/2 BPSK									
Channel	Frequency (MHz)	EIRP (dBm)	Limit (dBm)	Margin (dB)	SPA Reading (dBm)	S.G. Power (dBm)	TX Cable loss (dB)	TX Antenna Gain (dBi)	Polarization (H/V)
Middle	6983	-42.36	-13	-29.36	-71.79	-50.24	1.84	11.87	H
	10474	-36.91	-13	-23.91	-72.49	-43.32	2.25	10.82	H
	13965	-30.14	-13	-17.14	-73.5	-37.75	2.66	12.43	H
	20952	-60.35	-13	-47.35	-73.76	-72.78	3.24	17.82	H
	24438	-58.67	-13	-45.67	-76.83	-71.43	3.76	18.66	H
	31420	-54.56	-13	-41.56	-76.72	-67.85	4.36	19.80	H
									H
	6983	-42.26	-13	-29.26	-71.85	-50.14	1.84	11.87	V
	10474	-37.28	-13	-24.28	-72.26	-43.69	2.25	10.82	V
	13965	-30.73	-13	-17.73	-73.43	-38.34	2.66	12.43	V
	20952	-54.98	-13	-41.98	-68.1	-67.41	3.24	17.82	V
	24438	-48.61	-13	-35.61	-66.45	-61.37	3.76	18.66	V
	31420	-52.04	-13	-39.04	-73.53	-65.33	4.36	19.80	V
									V

Remark: Spurious emissions within 30-1000MHz were found more than 20dB below limit line.

EN-DC 66A-n77A

EN-DC 66A-n77A / 20MHz / PI/2 BPSK									
Channel	Frequency (MHz)	EIRP (dBm)	Limit (dBm)	Margin (dB)	SPA Reading (dBm)	S.G. Power (dBm)	TX Cable loss (dB)	TX Antenna Gain (dBi)	Polarization (H/V)
Middle	6983	-42.32	-13	-29.32	-71.75	-50.20	1.84	11.87	H
	10474	-36.87	-13	-23.87	-72.45	-43.28	2.25	10.82	H
	13965	-29.70	-13	-16.70	-73.06	-37.31	2.66	12.43	H
	20952	-58.96	-13	-45.96	-72.37	-71.39	3.24	17.82	H
	24438	-58.12	-13	-45.12	-76.28	-70.88	3.76	18.66	H
	31420	-54.59	-13	-41.59	-76.75	-67.88	4.36	19.80	H
									H
	6983	-42.29	-13	-29.29	-71.88	-50.17	1.84	11.87	V
	10474	-37.17	-13	-24.17	-72.15	-43.58	2.25	10.82	V
	13965	-30.58	-13	-17.58	-73.28	-38.19	2.66	12.43	V
	20952	-54.22	-13	-41.22	-67.34	-66.65	3.24	17.82	V
	24438	-50.27	-13	-37.27	-68.11	-63.03	3.76	18.66	V
	31420	-53.21	-13	-40.21	-74.7	-66.50	4.36	19.80	V
									V

Remark: Spurious emissions within 30-1000MHz were found more than 20dB below limit line.