FCC Appendix RF Test Data

FCC ID	**:**	**RIJA11**
Company	**:**	**EPUDO(DongGuan)Digital Technology Co.Ltd**
EUT	**:**	**Tablet PC**
Model Number	**:**	**EC319/A11**
Report No.	**:**	**CTA25061700203**
Reviewed By	**:**	**Eric Wang**

Appendix A: DTS Bandwidth

Test Result

TestMode	Antenna	Frequency[MHz]	DTS BW [MHz]	FL[MHz]	FH[MHz]	Limit[MHz]	Verdict
11B	Ant1	2412	9.560	2407.480	2417.040	0.5	PASS
		2437	9.120	2432.480	2441.600	0.5	PASS
		2462	9.560	2457.480	2467.040	0.5	PASS
11G	Ant1	2412	15.680	2403.880	2419.560	0.5	PASS
		2437	15.720	2429.440	2445.160	0.5	PASS
		2462	15.720	2453.840	2469.560	0.5	PASS
11N20SISO	Ant1	2412	15.800	2403.800	2419.600	0.5	PASS
		2437	15.960	2429.440	2445.400	0.5	PASS
		2462	16.080	2453.480	2469.560	0.5	PASS
11N40SISO	Ant1	2422	35.680	2404.400	2440.080	0.5	PASS
		2437	35.120	2419.480	2454.600	0.5	PASS
		2452	30.000	2434.480	2464.480	0.5	PASS

Test Graphs

11B_Ant1_2412

11B_Ant1_2437

11B_Ant1_2462

11G_Ant1_2412

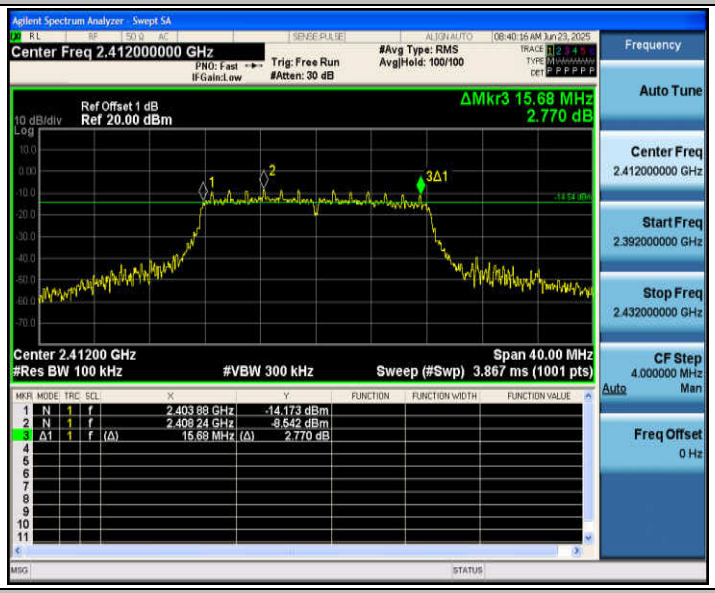

11G_Ant1_2437

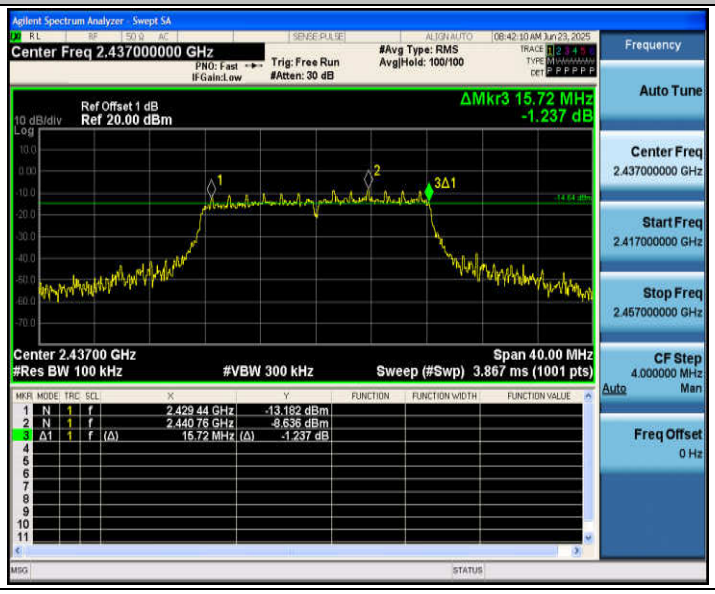

11G_Ant1_2462

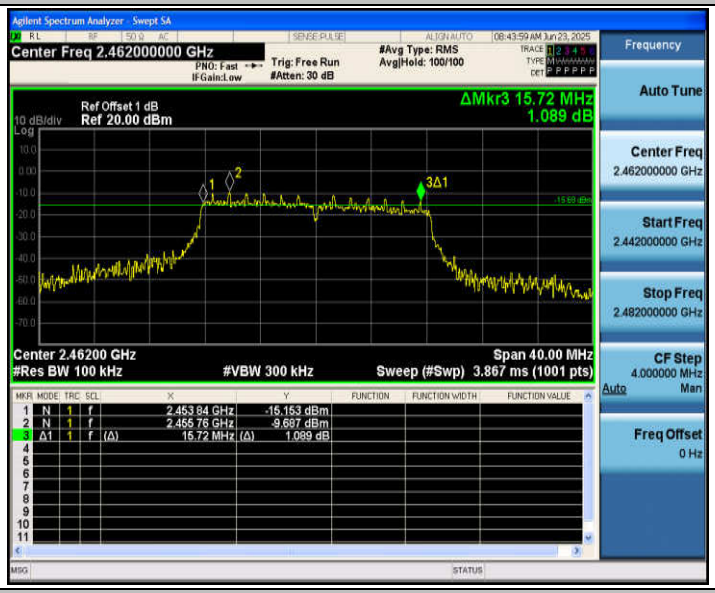

11N20SISO_Ant1_2412

11N20SISO_Ant1_2437

11N20SISO_Ant1_2462

11N40SISO_Ant1_2422

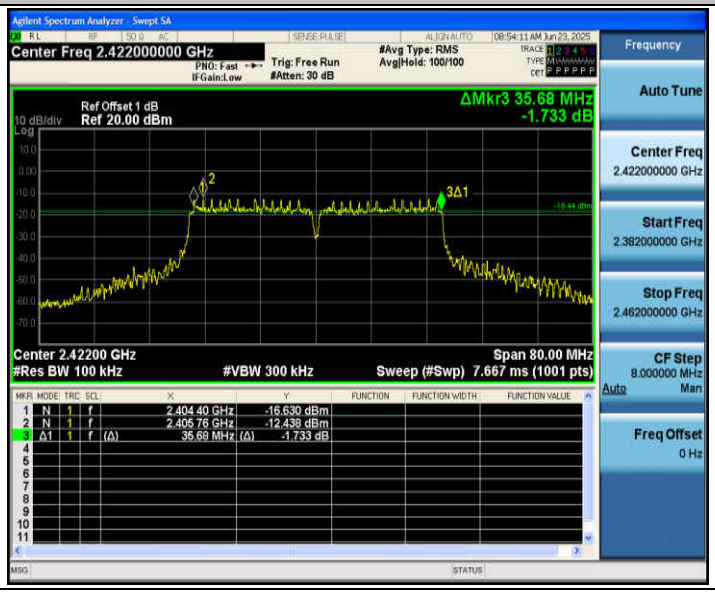

11N40SISO_Ant1_2437
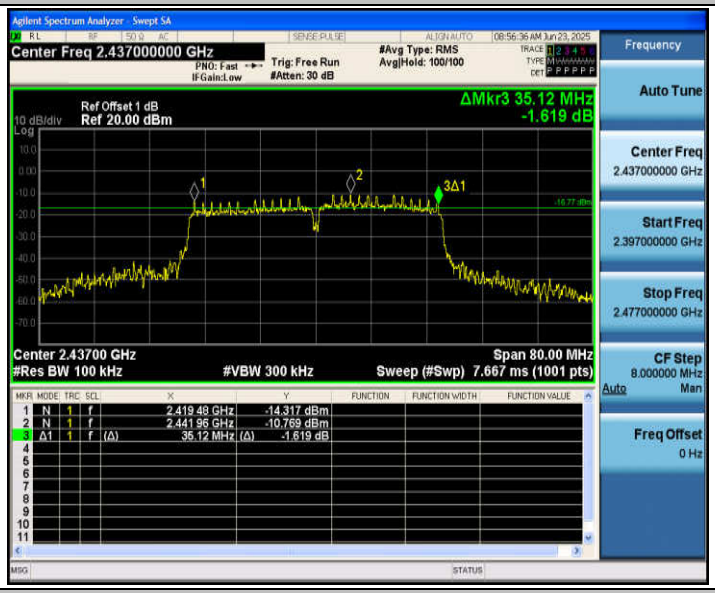

11N40SISO_Ant1_2452

Appendix B: Occupied Channel Bandwidth

Test Result

TestMode	Antenna	Channel Frequency[MHz]	OCB [MHz]	FL[MHz]	FH[MHz]	Limit[MHz]	Verdict
11B	Ant1	2412	12.028	2406.1545	2418.1825	---	---
		2437	11.889	2431.2230	2443.1120	---	---
		2462	12.040	2456.1073	2468.1473	---	---
11G	Ant1	2412	16.576	2403.7069	2420.2829	---	---
		2437	16.594	2428.8256	2445.4196	---	---
		2462	16.731	2453.4951	2470.2261	---	---
11N20SISO	Ant1	2412	17.612	2403.1979	2420.8099	---	---
		2437	17.608	2428.3231	2445.9311	---	---
		2462	17.783	2452.9214	2470.7044	---	---
11N40SISO	Ant1	2422	36.422	2403.9290	2440.3510	---	---
		2437	36.036	2419.0639	2455.0999	---	---
		2452	35.786	2434.0066	2469.7926	---	---

Test Graphs

11B_Ant1_2412

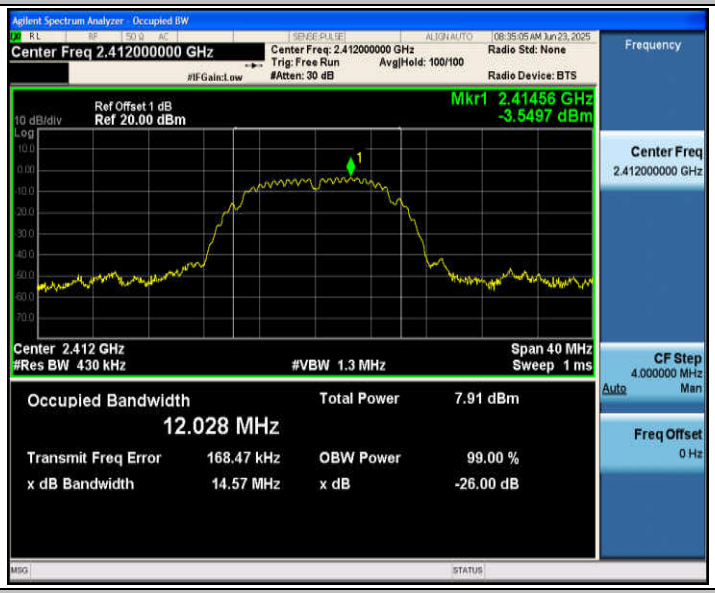

11B_Ant1_2437

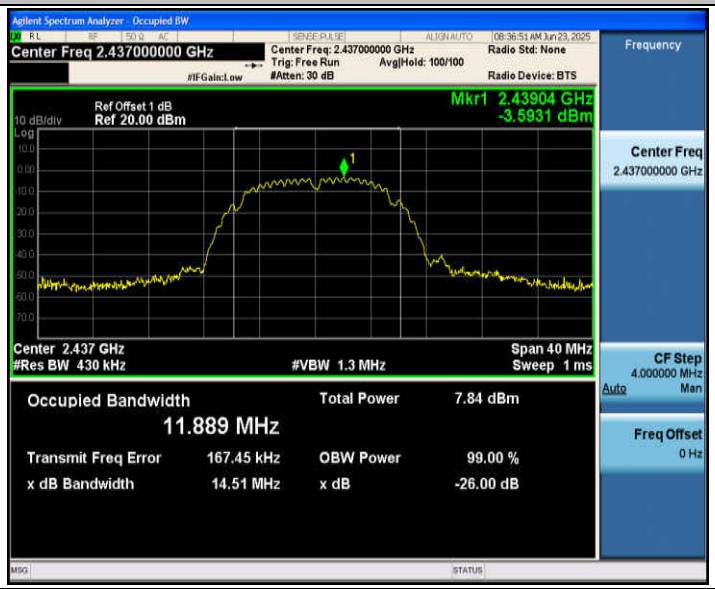

11B_Ant1_2462

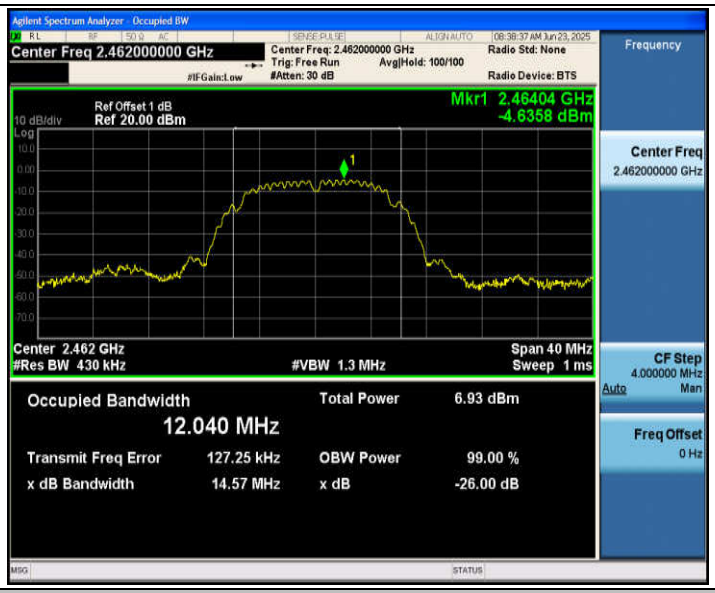

11G_Ant1_2412

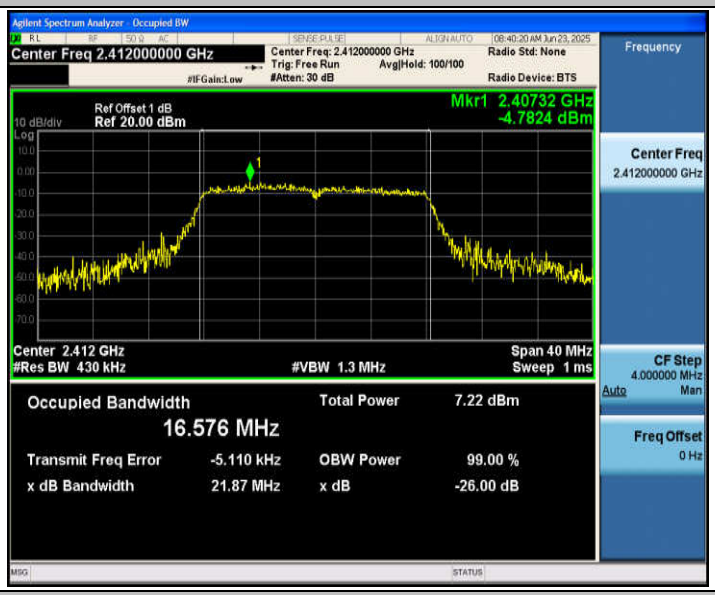

11G_Ant1_2437

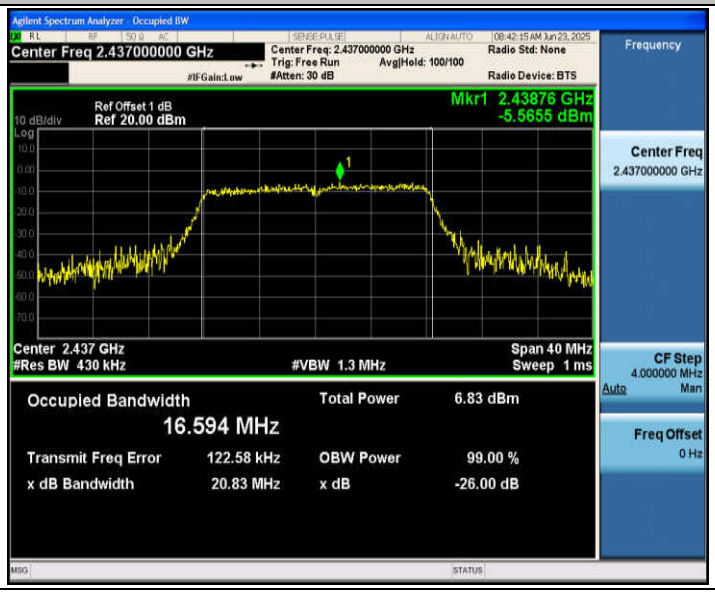

11G_Ant1_2462

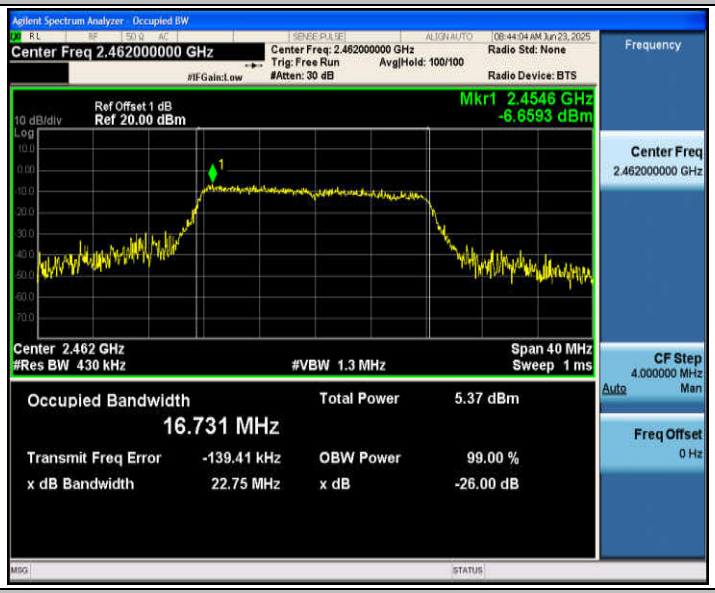

11N20SISO_Ant1_2412

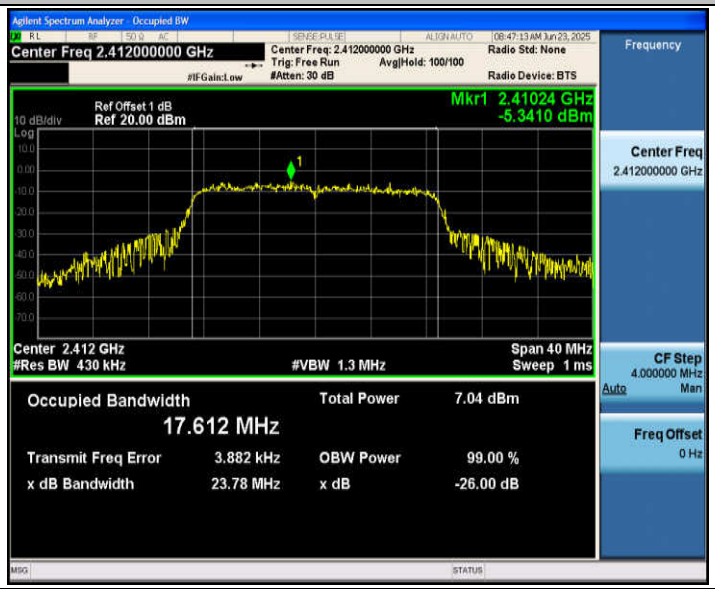

11N20SISO_Ant1_2437

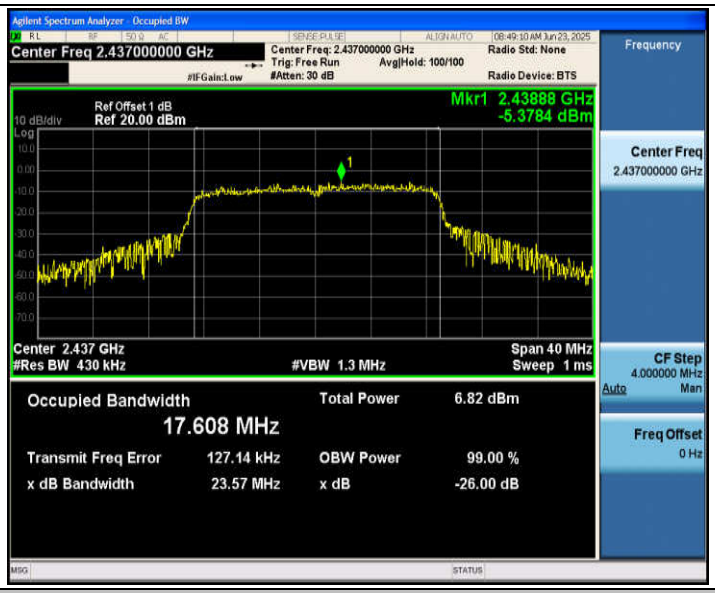

11N20SISO_Ant1_2462

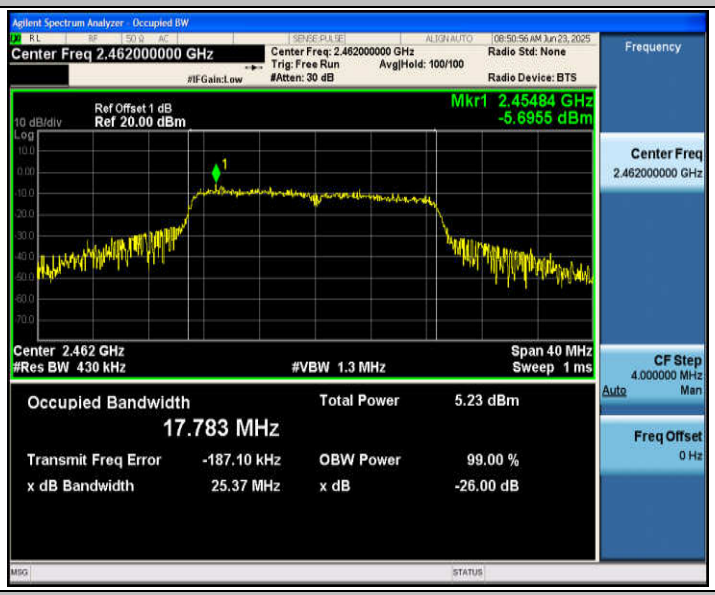

11N40SISO_Ant1_2422

11N40SISO_Ant1_2437
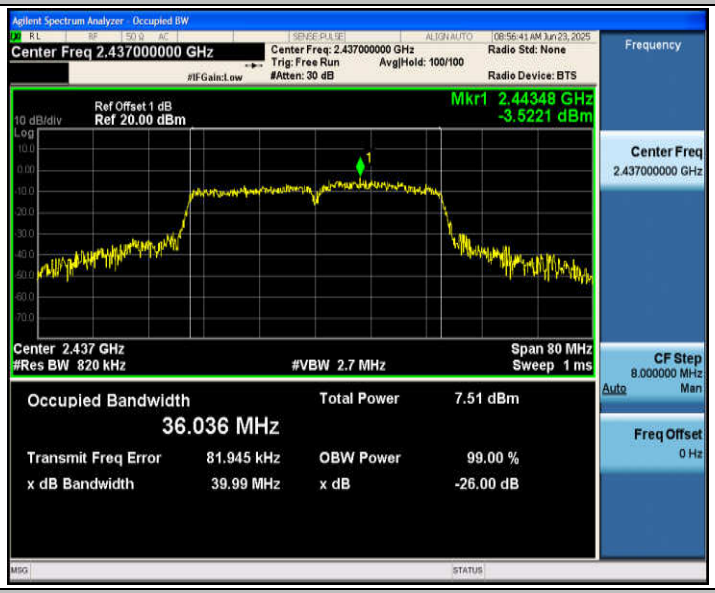

11N40SISO_Ant1_2452

Appendix C: Maximum conducted output power

Test Result Peak

Test Mode	Antenna	Frequency[MHz]	Peak power [dBm]	Limit [dBm]	Verdict
11B	Ant1	2412	7.79	≤30.00	PASS
		2437	7.68	≤30.00	PASS
		2462	6.82	≤30.00	PASS
11G	Ant1	2412	7.80	≤30.00	PASS
		2437	7.54	≤30.00	PASS
		2462	5.77	≤30.00	PASS
11N20SISO	Ant1	2412	7.65	≤30.00	PASS
		2437	7.21	≤30.00	PASS
		2462	5.69	≤30.00	PASS
11N40SISO	Ant1	2422	6.83	≤30.00	PASS
		2437	7.67	≤30.00	PASS
		2452	6.72	≤30.00	PASS

Appendix D: Maximum power spectral density

Test Result

TestMode	Antenna	Frequency[MHz]	Result[dBm/3-100kHz]	Limit[dBm/3kHz]	Verdict
11B	Ant1	2412	-17.52	≤8.00	PASS
		2437	-17.97	≤8.00	PASS
		2462	-18.68	≤8.00	PASS
11G	Ant1	2412	-24.21	≤8.00	PASS
		2437	-24.78	≤8.00	PASS
		2462	-25.62	≤8.00	PASS
11N20SISO	Ant1	2412	-24.30	≤8.00	PASS
		2437	-24.67	≤8.00	PASS
		2462	-25.71	≤8.00	PASS
11N40SISO	Ant1	2422	-28.84	≤8.00	PASS
		2437	-26.40	≤8.00	PASS
		2452	-26.51	≤8.00	PASS

Test Graphs

11B_Ant1_2412

11B_Ant1_2437

11B_Ant1_2462

11G_Ant1_2412

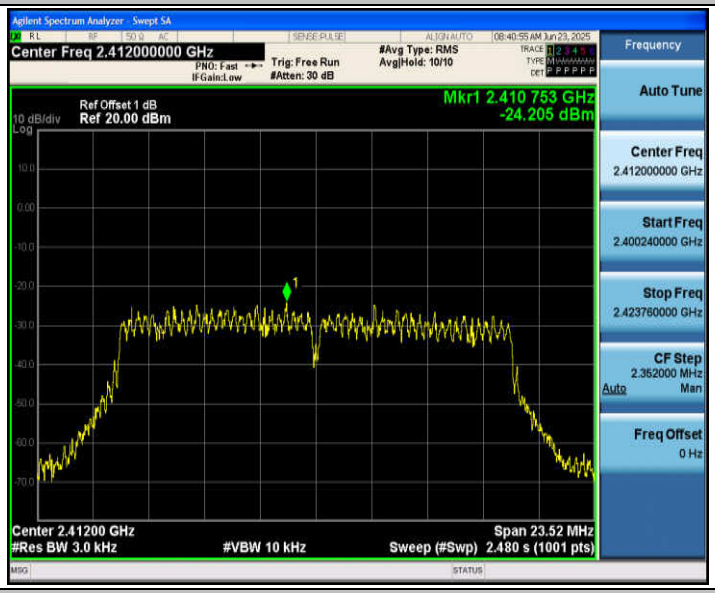

11G_Ant1_2437

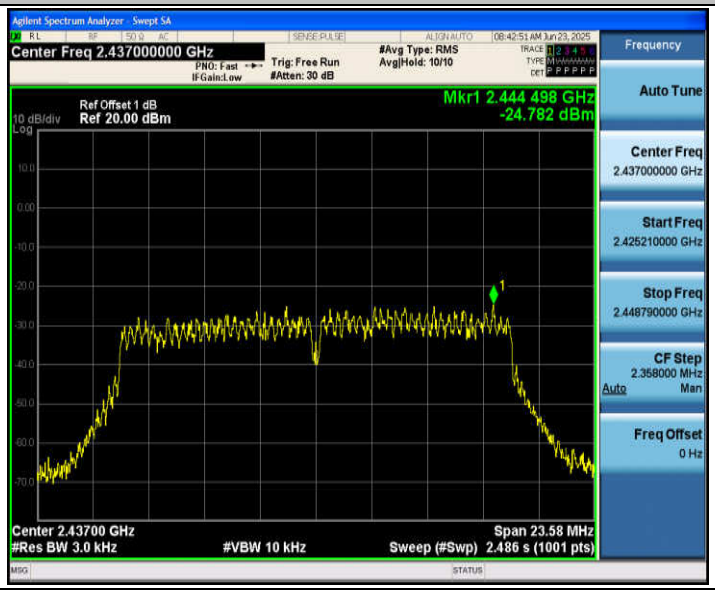

11G_Ant1_2462

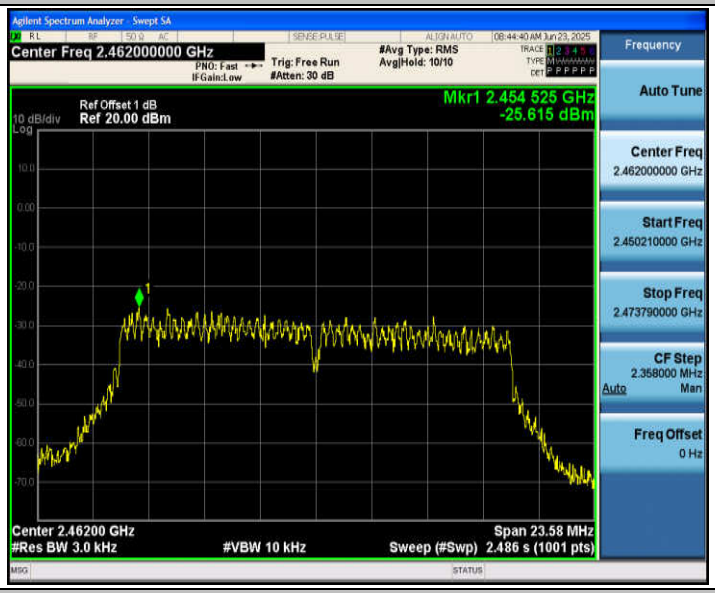

11N20SISO_Ant1_2412

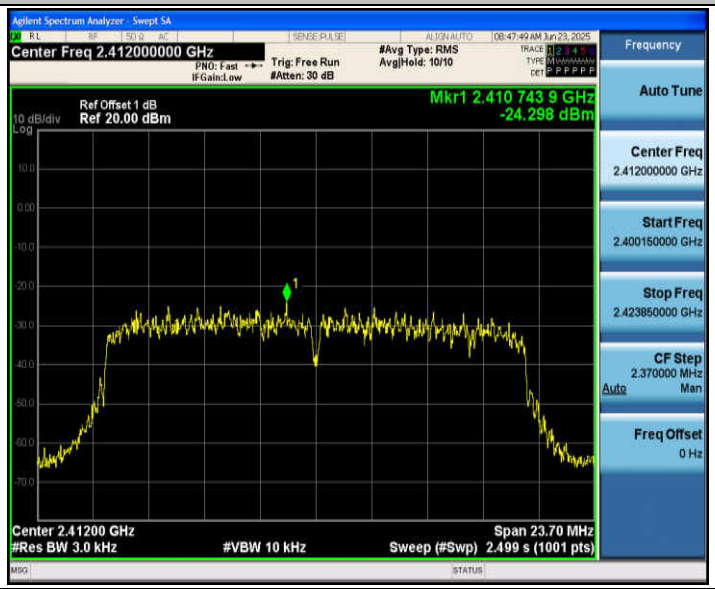

11N20SISO_Ant1_2437

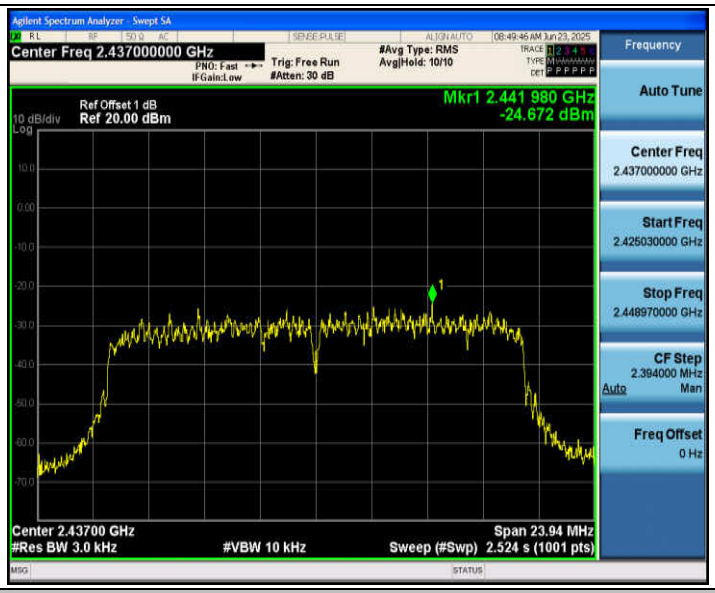

11N20SISO_Ant1_2462

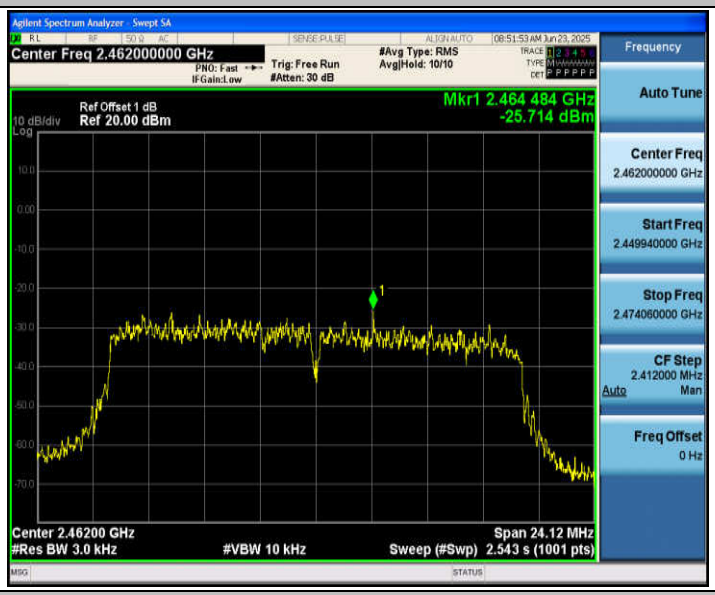

11N40SISO_Ant1_2422

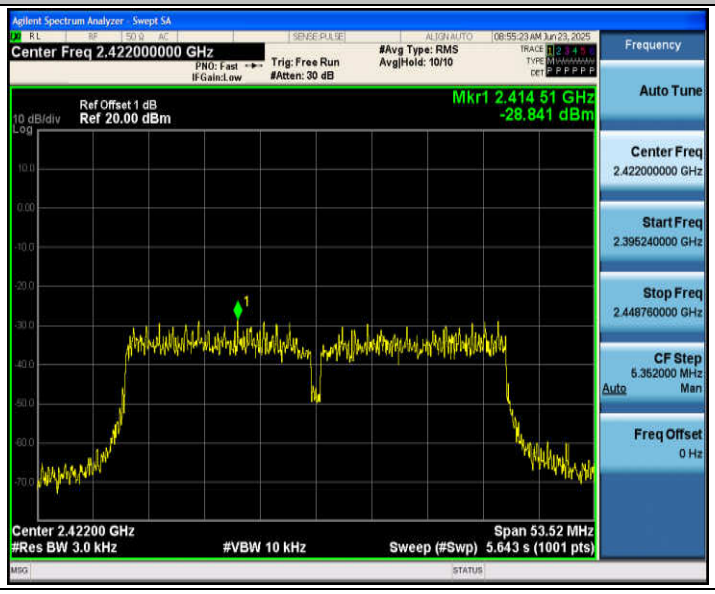

11N40SISO_Ant1_2437
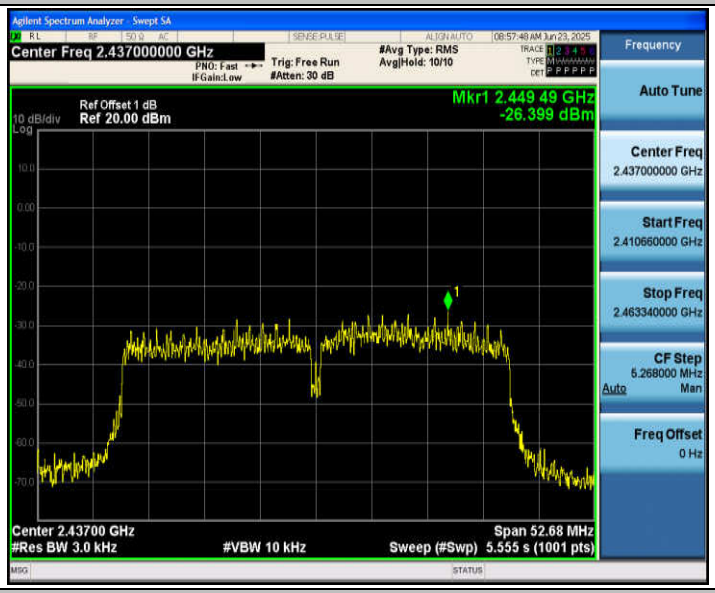

11N40SISO_Ant1_2452
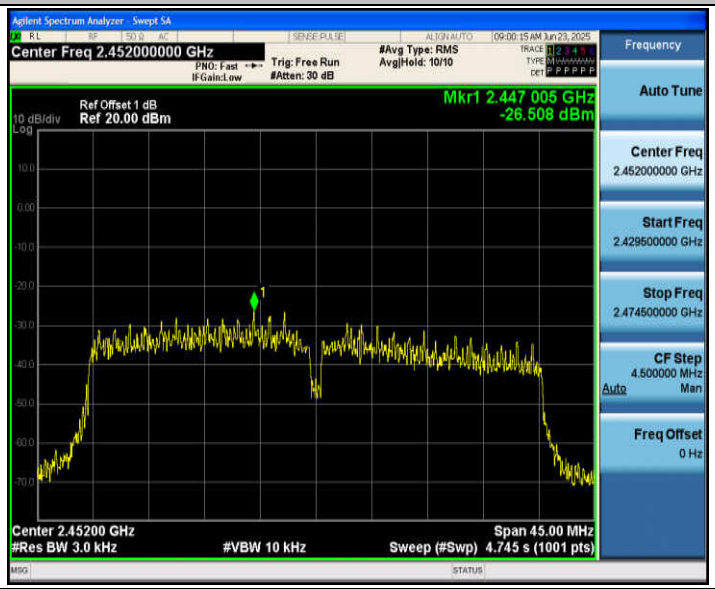

Appendix E: Band edge measurements

Test Result

TestMode	Antenna	ChName	Frequency[MHz]	RefLevel[dBm]	Result[dBm]	Limit[dBm]	Verdict
11B	Ant1	Low	2412	-3.88	-51.84	≤-23.88	PASS
		High	2462	-4.64	-54.36	≤-24.64	PASS
11G	Ant1	Low	2412	-8.60	-41.55	≤-28.6	PASS
		High	2462	-9.55	-52.84	≤-29.55	PASS
11N20SISO	Ant1	Low	2412	-8.77	-42.78	≤-28.77	PASS
		High	2462	-9.52	-54.71	≤-29.52	PASS
11N40SISO	Ant1	Low	2422	-12.43	-44.08	≤-32.43	PASS
		High	2452	-10.83	-47.78	≤-30.83	PASS

Test Graphs

11B_Ant1_Low_2412

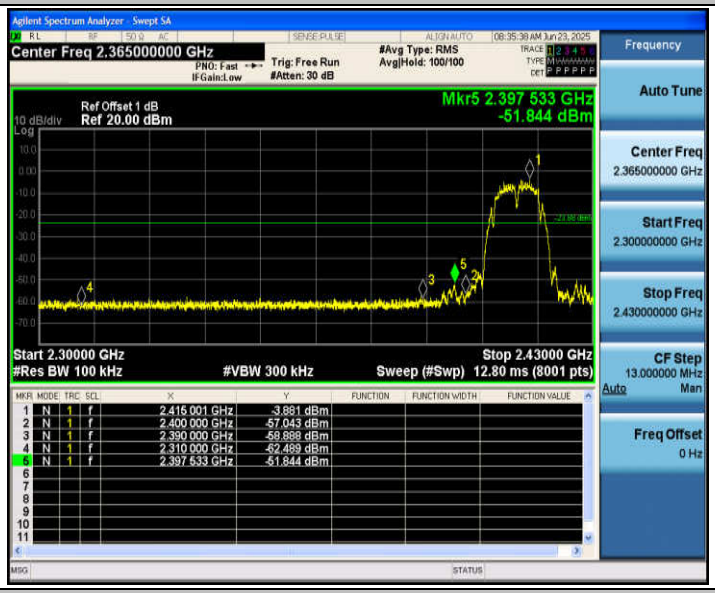

11B_Ant1_High_2462

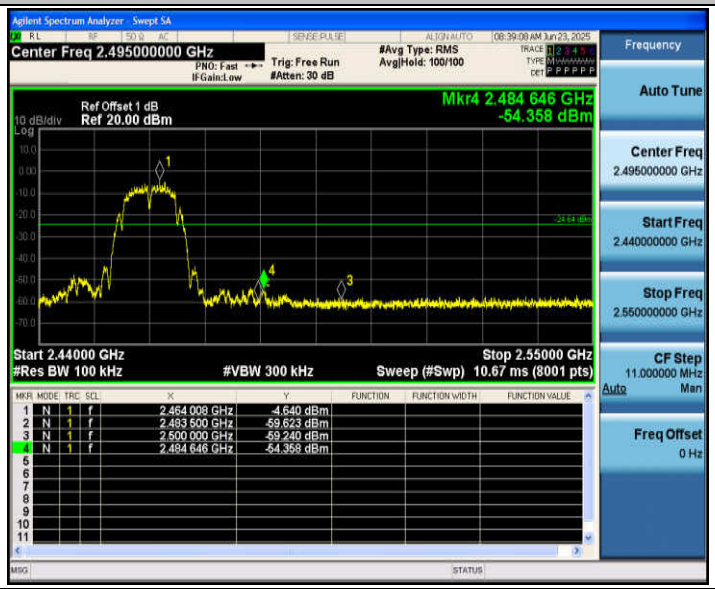

11G_Ant1_Low_2412

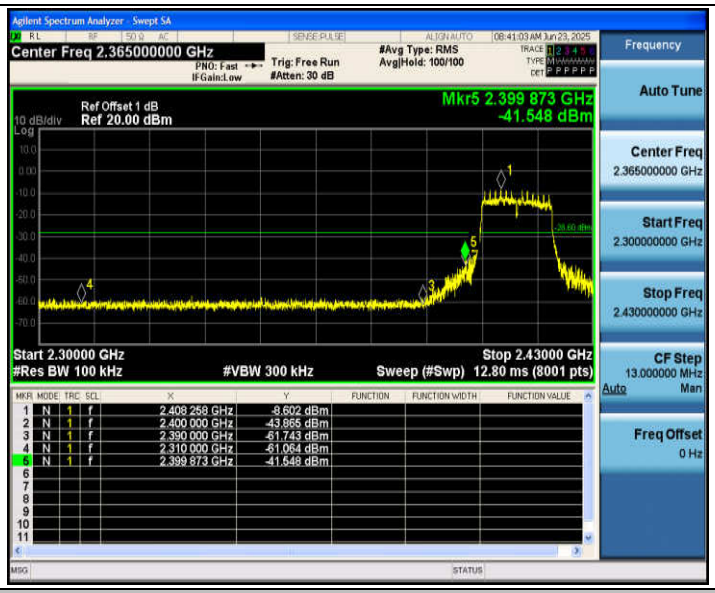

11G_Ant1_High_2462

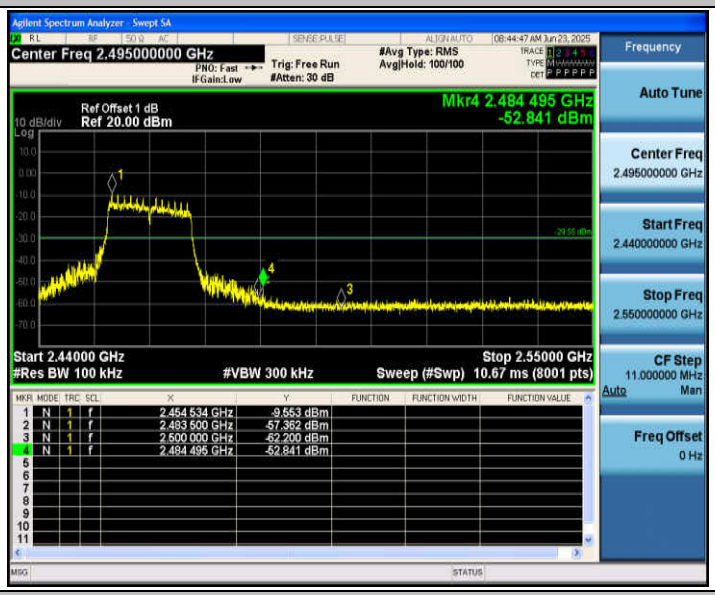

11N20SISO_Ant1_Low_2412

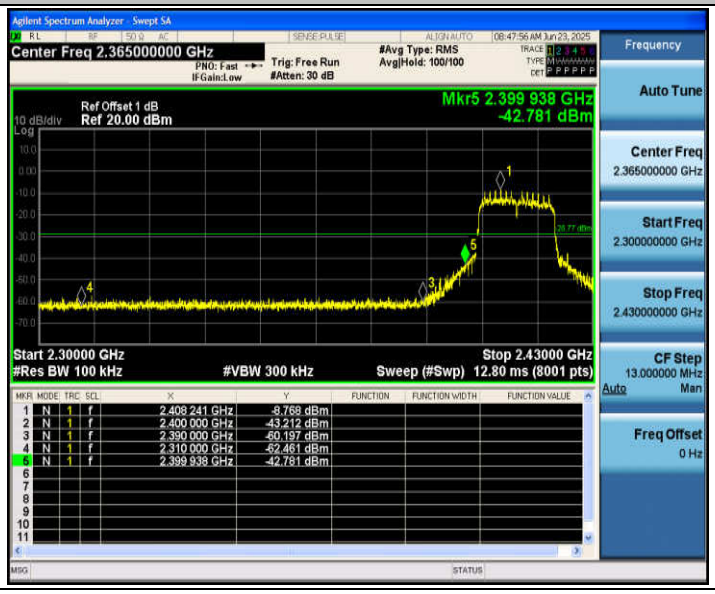

11N20SISO_Ant1_High_2462

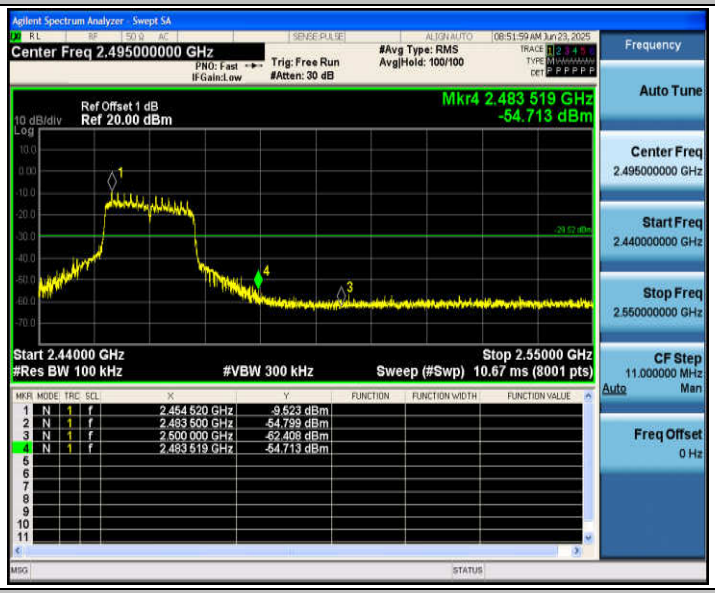

11N40SISO_Ant1_Low_2422

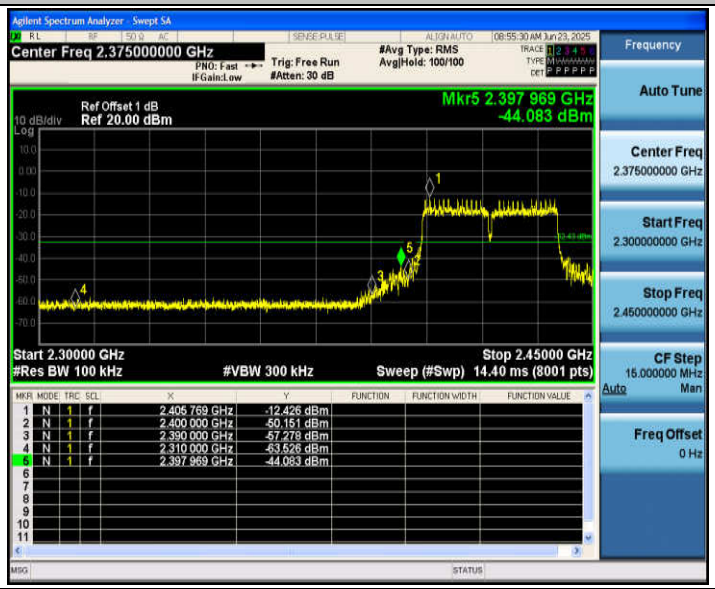

11N40SISO_Ant1_High_2452

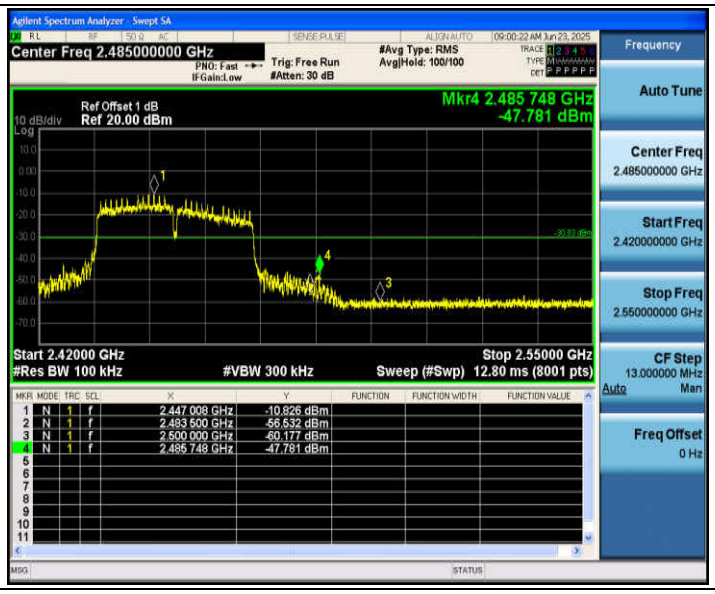
Agilent Spectrum Analyzer - Swept SA
Center Freq 2.485000000 GHz
PNO: Fast
IFGain:Low
Trig: Free Run
#Atten: 30 dB
#Avg Type: RMS
Avg|Hold: 100/100
09:00:22 AM Jun 23, 2025
Frequency
Auto Tune
Center Freq
2.485000000 GHz
Start Freq
2.420000000 GHz
Stop Freq
2.550000000 GHz
CF Step
13.000000 MHz
Auto
Man
Freq Offset
0 Hz
Ref Offset 1 dB
10 dB/div
Ref 20.00 dBm
Log
Mkr4 2.485 748 GHz
-47.781 dBm
Start 2.42000 GHz
#Res BW 100 kHz
#VBW 300 kHz
Stop 2.55000 GHz
Sweep (#Swp) 12.80 ms (8001 pts)
MKR MODE TRC SCL X Y FUNCTION FUNCTION WIDTH FUNCTION VALUE
1 N 1 f 2.447 008 GHz -10.826 dBm
2 N 1 f 2.483 500 GHz -56.532 dBm
3 N 1 f 2.500 000 GHz -60.177 dBm
4 N 1 f 2.485 748 GHz -47.781 dBm
MSG
STATUS

Appendix F: Conducted Spurious Emission

Test Result

TestMode	Antenna	Frequency[MHz]	FreqRange [Mhz]	RefLevel [dBm]	Result [dBm]	Limit [dBm]	Verdict
11B	Ant1	2412	Reference	-4.98	-4.98	---	PASS
			30~1000	-4.98	-66.6	≤-24.98	PASS
			1000~26500	-4.98	-49.63	≤-24.98	PASS
		2437	Reference	-5.41	-5.41	---	PASS
			30~1000	-5.41	-67.2	≤-25.41	PASS
			1000~26500	-5.41	-47.69	≤-25.41	PASS
		2462	Reference	-5.95	-5.95	---	PASS
			30~1000	-5.95	-66.25	≤-25.95	PASS
			1000~26500	-5.95	-41.69	≤-25.95	PASS
11G	Ant1	2412	Reference	-8.84	-8.84	---	PASS
			30~1000	-8.84	-67.99	≤-28.84	PASS
			1000~26500	-8.84	-46.73	≤-28.84	PASS
		2437	Reference	-9.12	-9.12	---	PASS
			30~1000	-9.12	-67.93	≤-29.12	PASS
			1000~26500	-9.12	-46.72	≤-29.12	PASS
		2462	Reference	-9.76	-9.76	---	PASS
			30~1000	-9.76	-67.18	≤-29.76	PASS
			1000~26500	-9.76	-43.74	≤-29.76	PASS
11N20SISO	Ant1	2412	Reference	-9.27	-9.27	---	PASS
			30~1000	-9.27	-67.13	≤-29.27	PASS
			1000~26500	-9.27	-49.54	≤-29.27	PASS
		2437	Reference	-9.11	-9.11	---	PASS
			30~1000	-9.11	-67.06	≤-29.11	PASS
			1000~26500	-9.11	-51.71	≤-29.11	PASS
		2462	Reference	-9.81	-9.81	---	PASS
			30~1000	-9.81	-67.25	≤-29.81	PASS
			1000~26500	-9.81	-54.91	≤-29.81	PASS
11N40SISO	Ant1	2422	Reference	-13.14	-13.14	---	PASS
			30~1000	-13.14	-67.39	≤-33.14	PASS
			1000~26500	-13.14	-54.78	≤-33.14	PASS
		2437	Reference	-11.46	-11.46	---	PASS
			30~1000	-11.46	-67.65	≤-31.46	PASS
			1000~26500	-11.46	-48.38	≤-31.46	PASS
		2452	Reference	-11.28	-11.28	---	PASS
			30~1000	-11.28	-41.86	≤-31.28	PASS
			1000~26500	-11.28	-54.79	≤-31.28	PASS

Test Graphs

11B_Ant1_2412_0~Reference
11B_Ant1_2412_30~1000
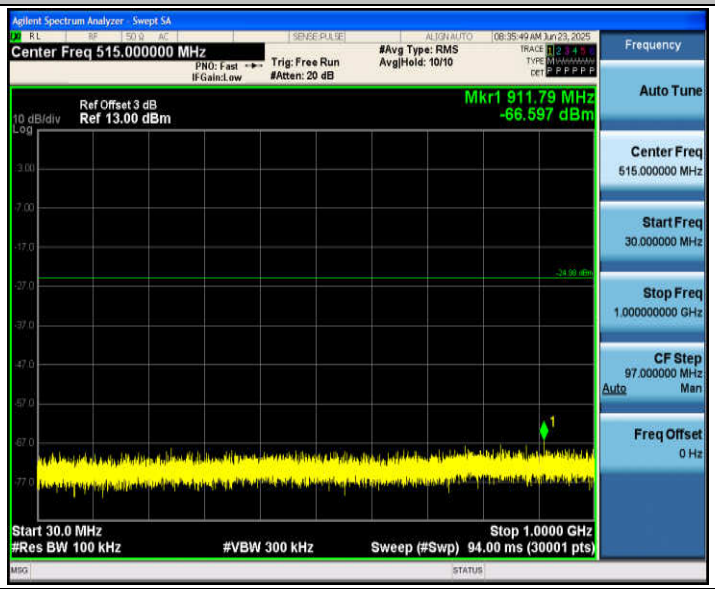
11B_Ant1_2412_1000~26500

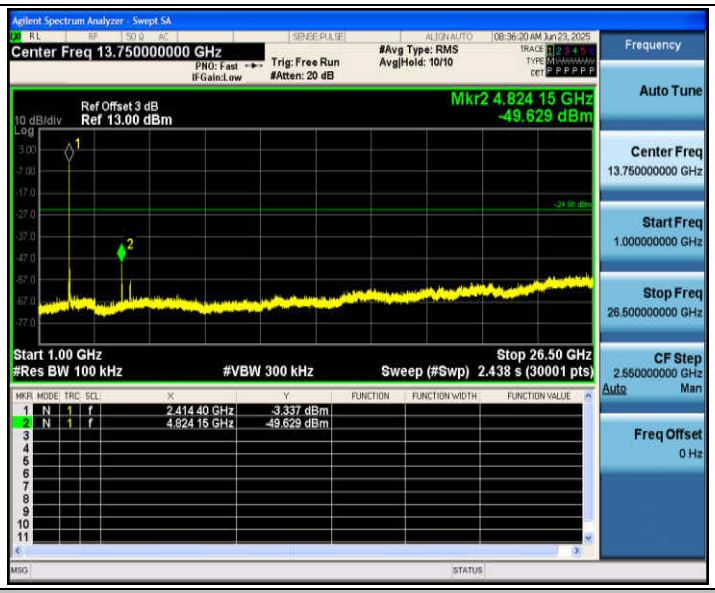

11B_Ant1_2437_0~Reference

11B_Ant1_2437_30~1000

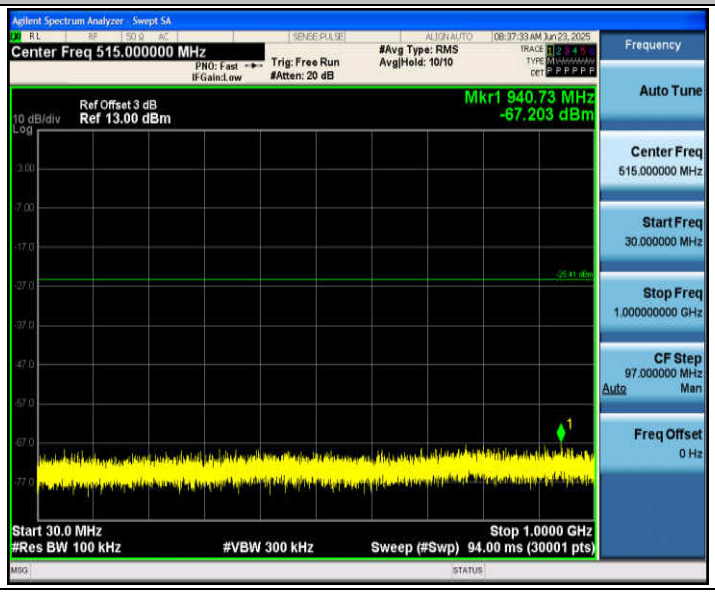

11B_Ant1_2437_1000~26500

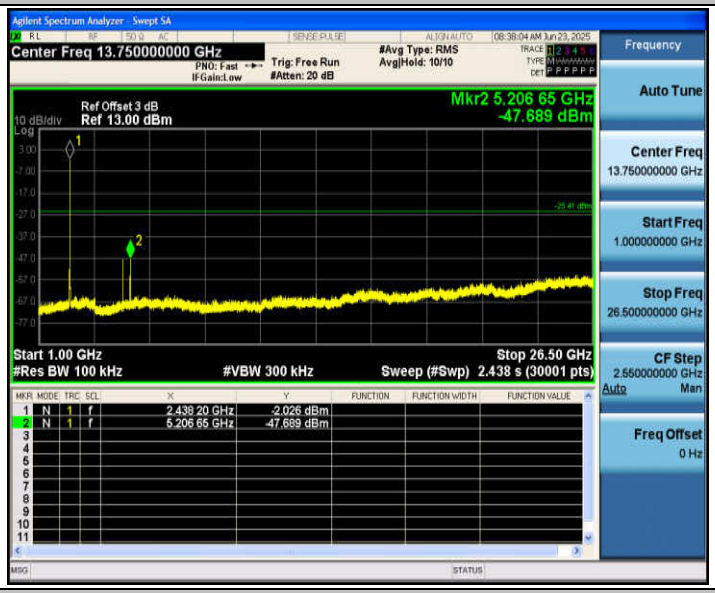

11B_Ant1_2462_0~Reference

11B_Ant1_2462_30~1000

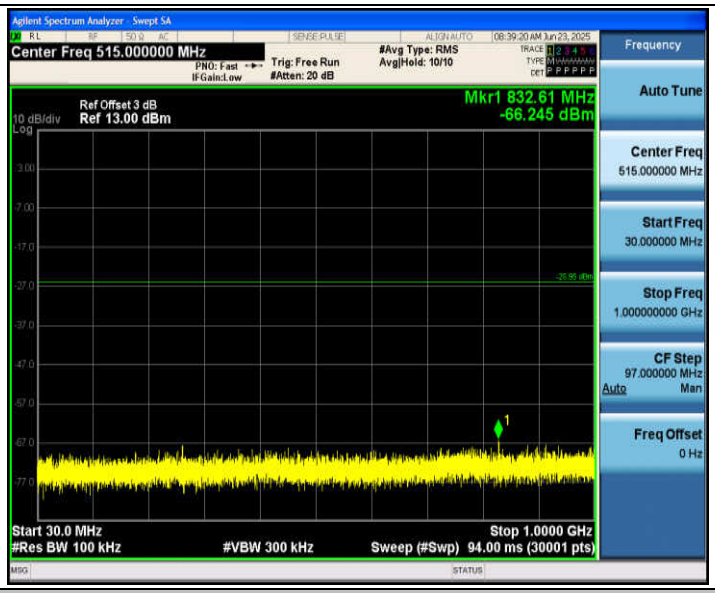

11B_Ant1_2462_1000~26500

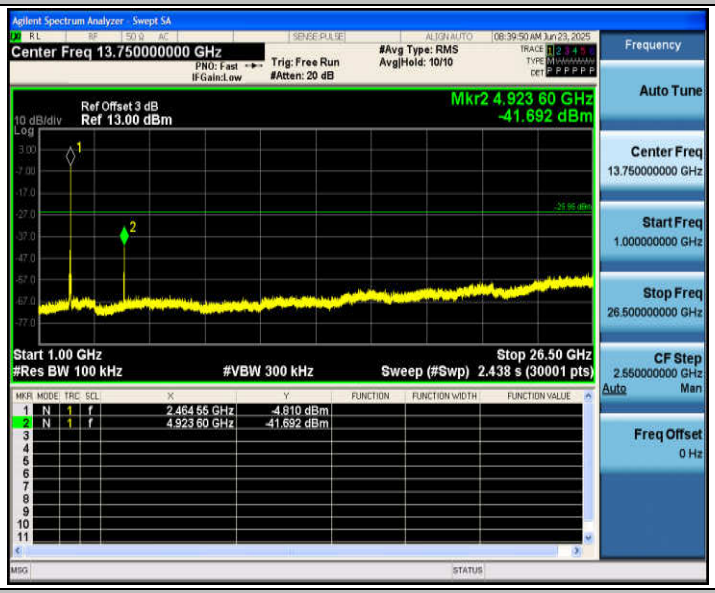

11G_Ant1_2412_0~Reference

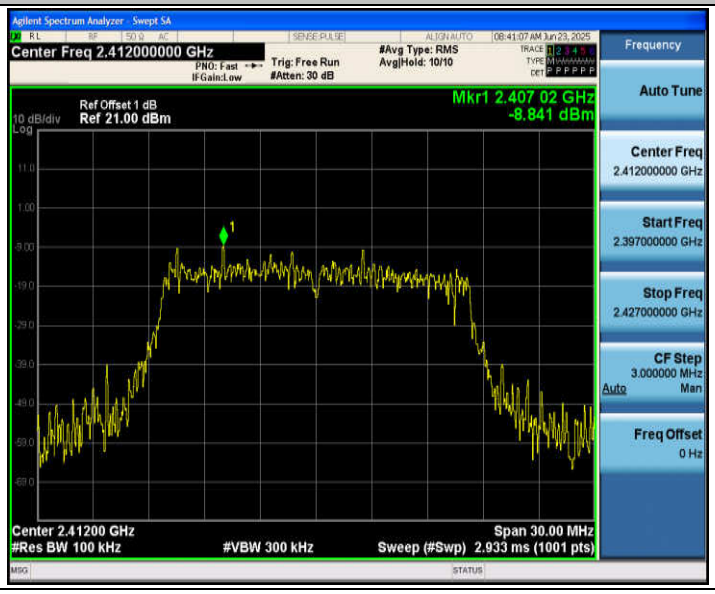

11G_Ant1_2412_30~1000

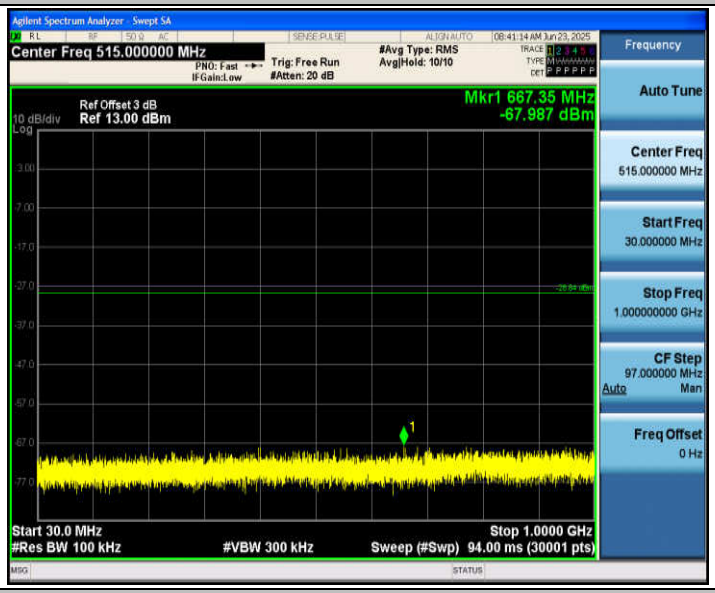

11G_Ant1_2412_1000~26500

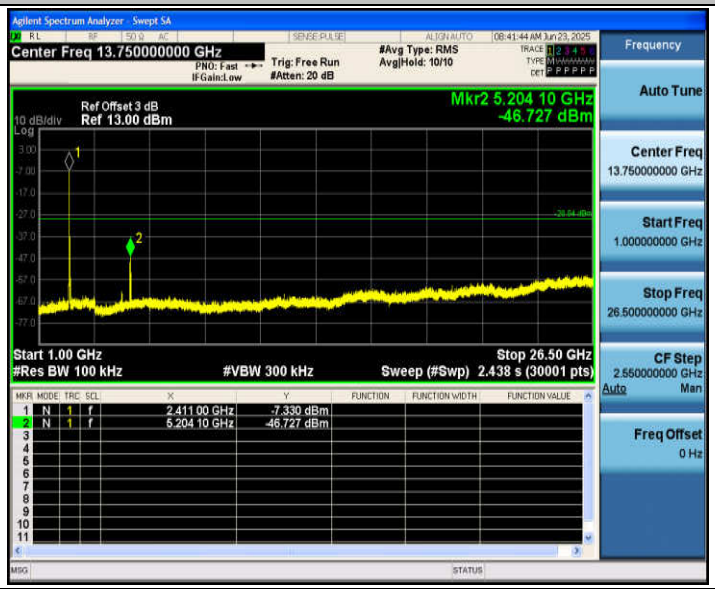

11G_Ant1_2437_0~Reference

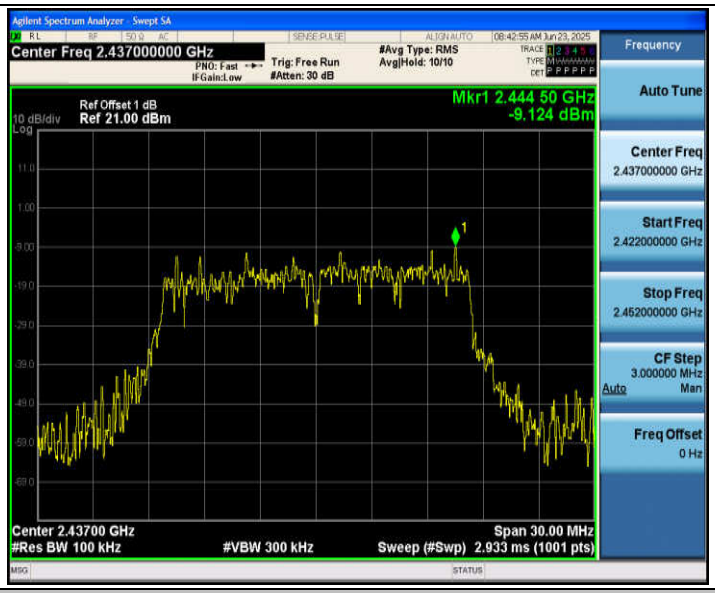

11G_Ant1_2437_30~1000

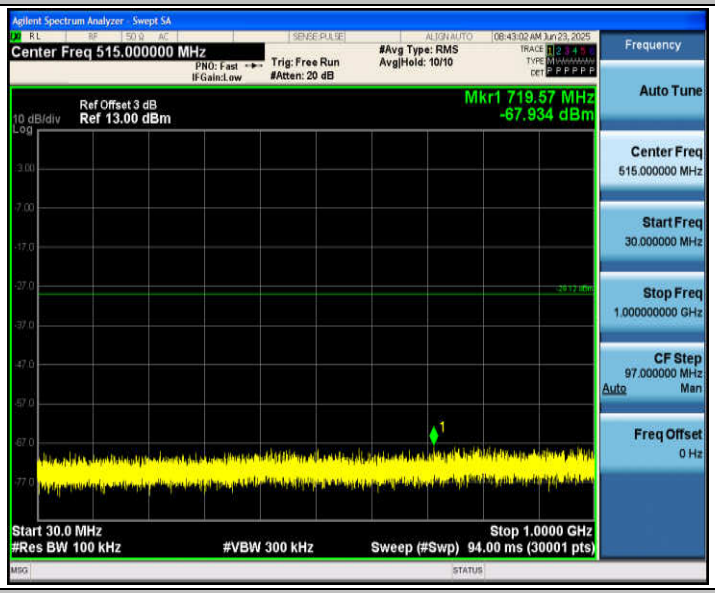

11G_Ant1_2437_1000~26500

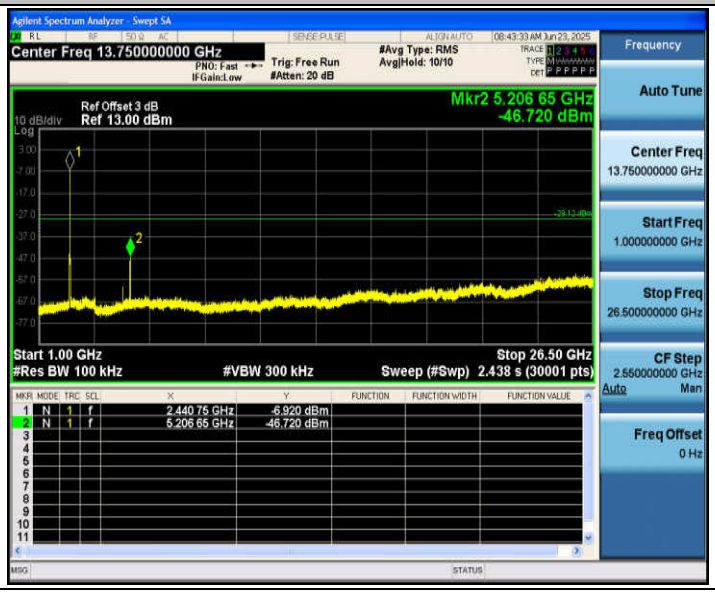

11G_Ant1_2462_0~Reference

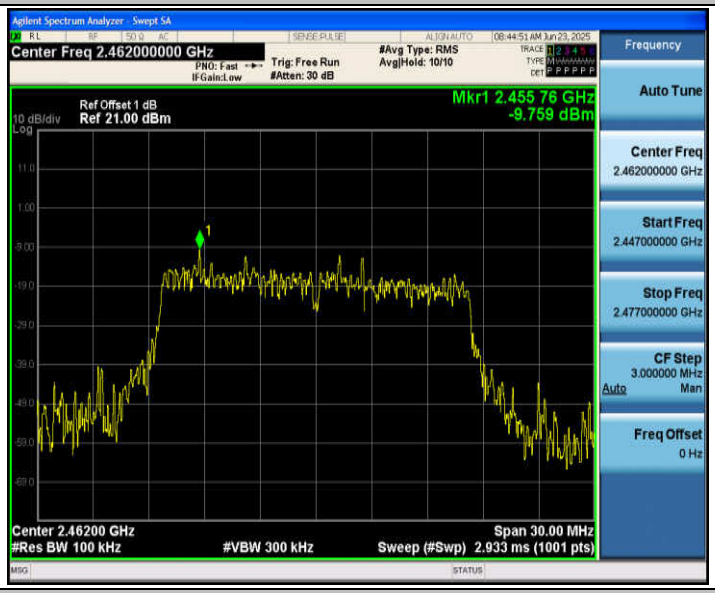

11G_Ant1_2462_30~1000

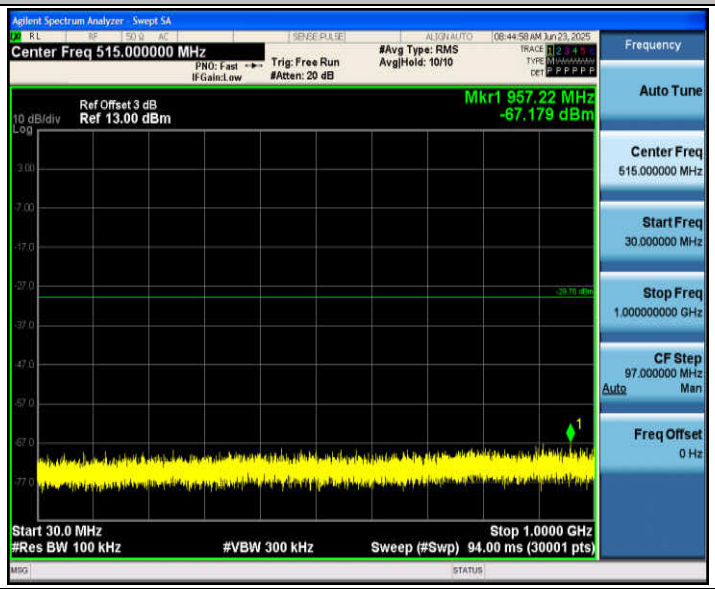

11G_Ant1_2462_1000~26500

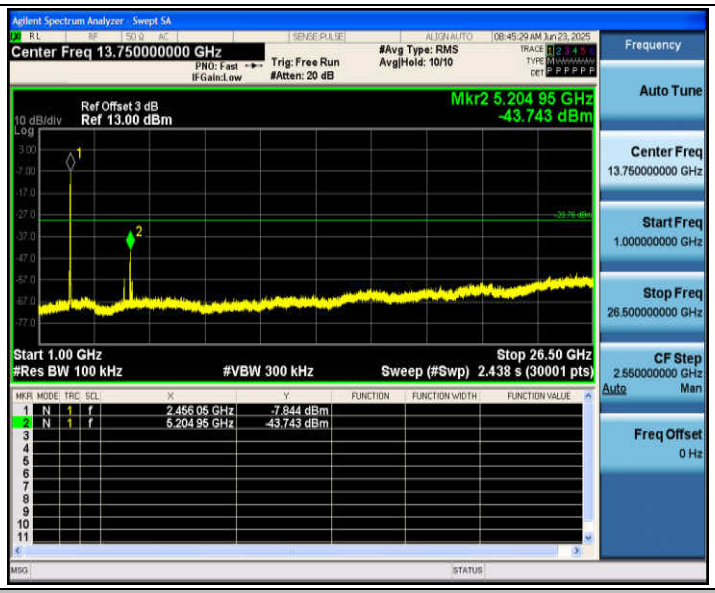

11N20SISO_Ant1_2412_0~Reference

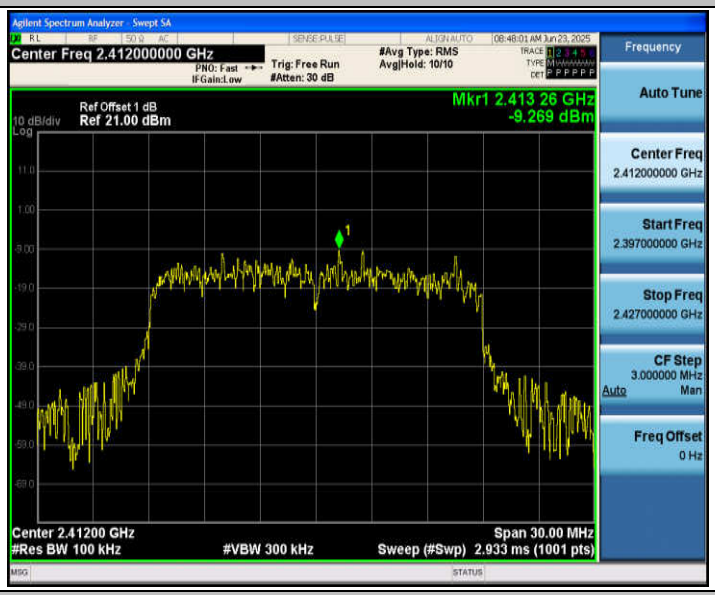

11N20SISO_Ant1_2412_30~1000

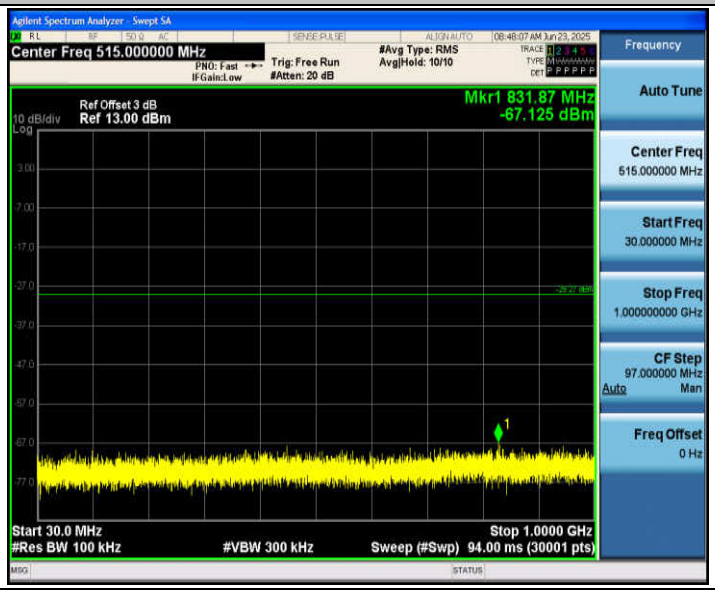

11N20SISO_Ant1_2412_1000~26500

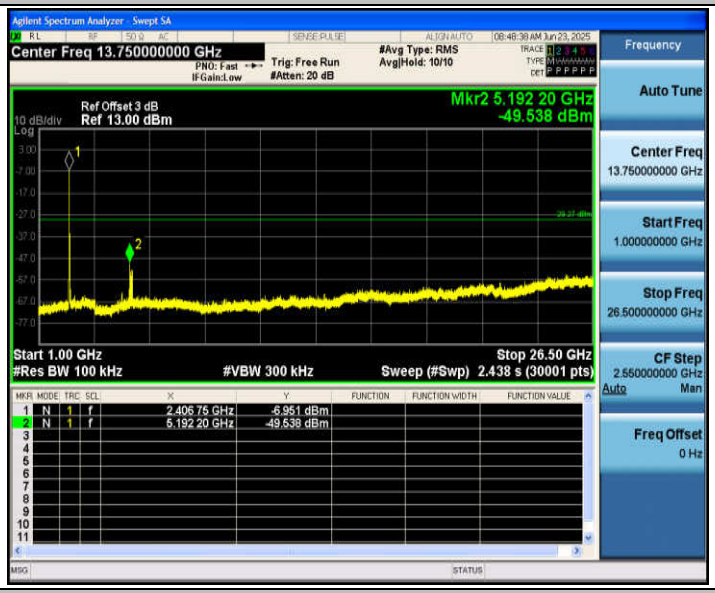

11N20SISO_Ant1_2437_0~Reference

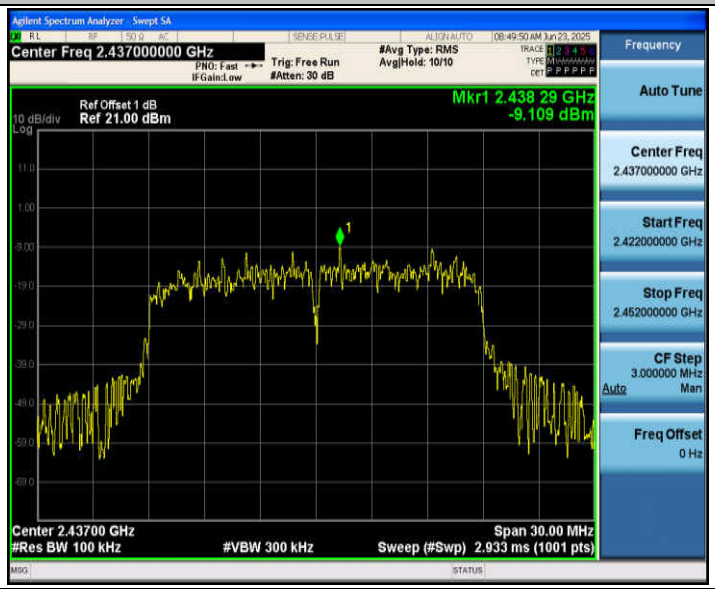

11N20SISO_Ant1_2437_30~1000

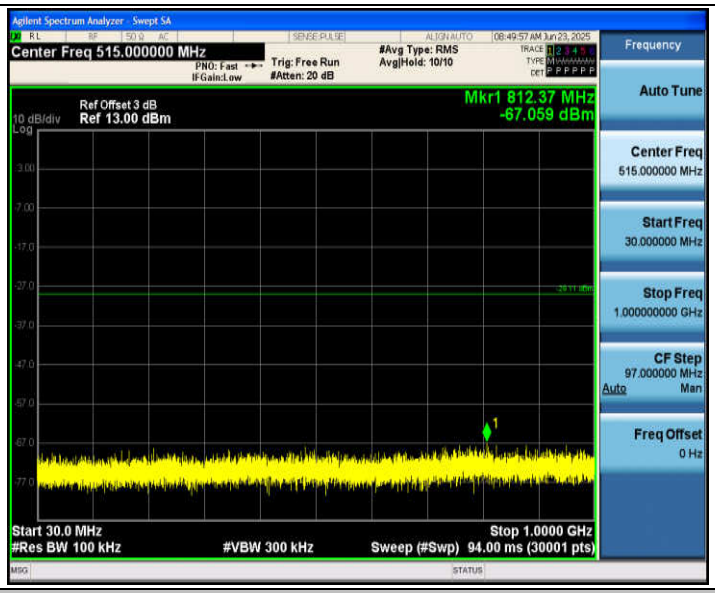

11N20SISO_Ant1_2437_1000~26500

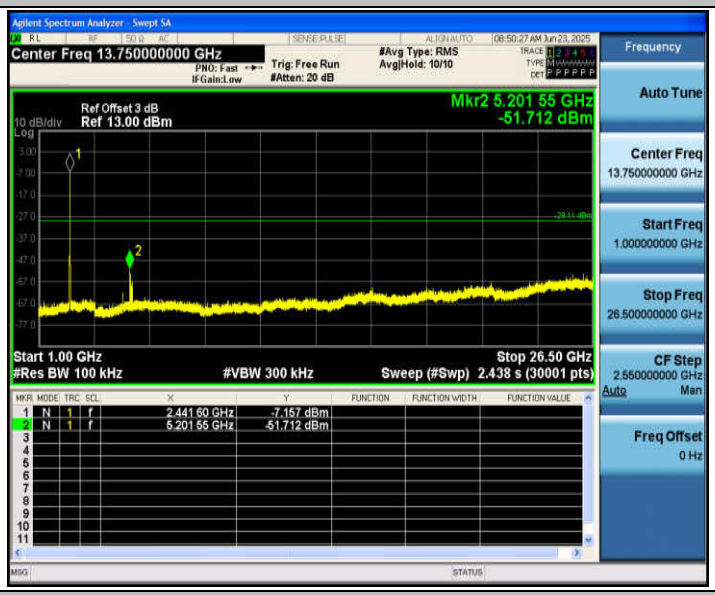

11N20SISO_Ant1_2462_0~Reference

11N20SISO_Ant1_2462_30~1000

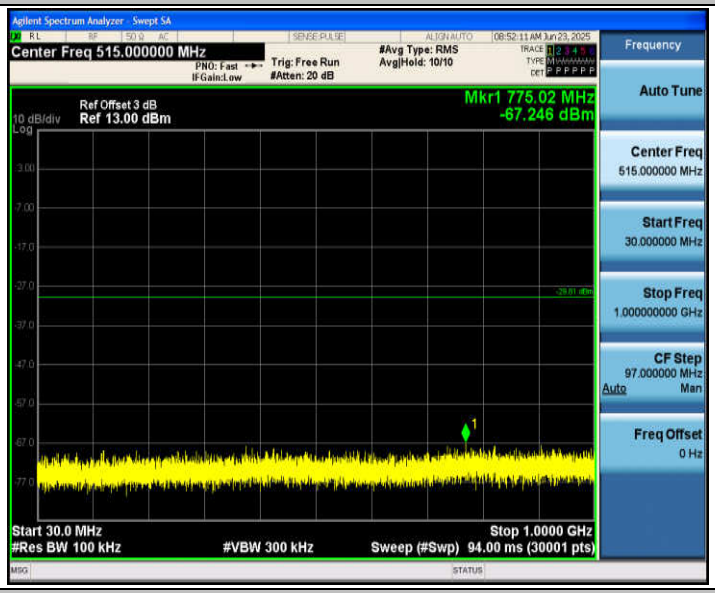

11N20SISO_Ant1_2462_1000~26500

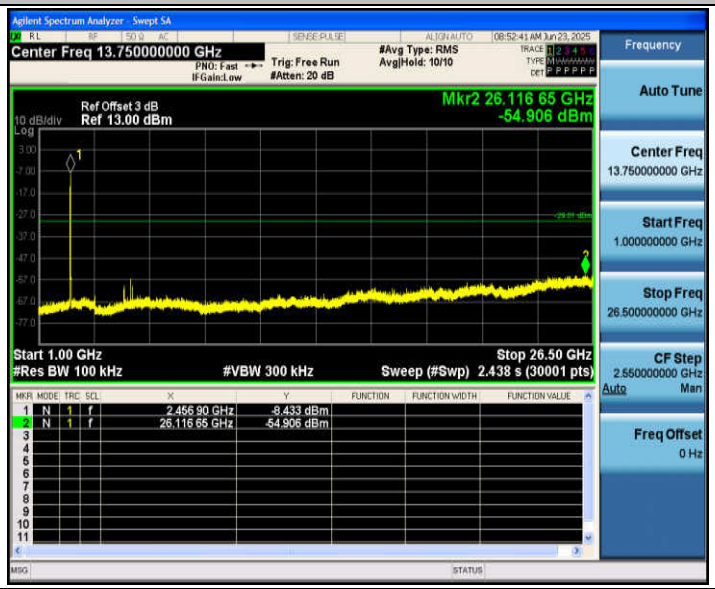

11N40SISO_Ant1_2422_0~Reference

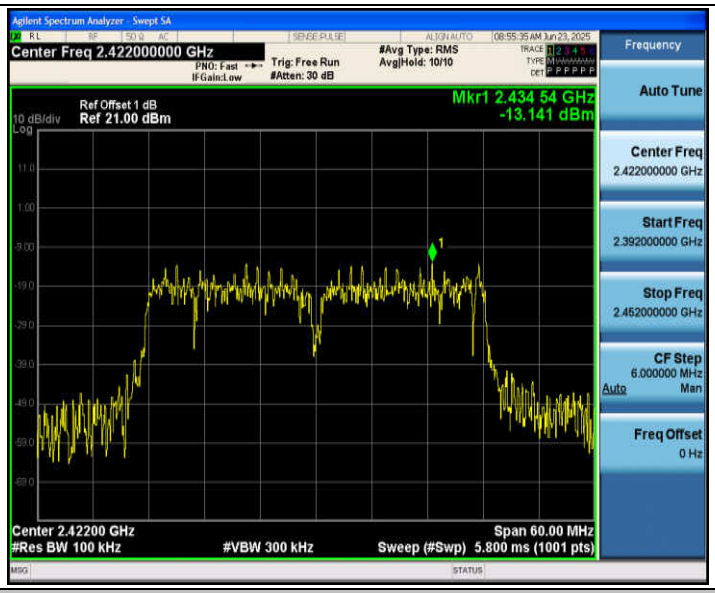

11N40SISO_Ant1_2422_30~1000

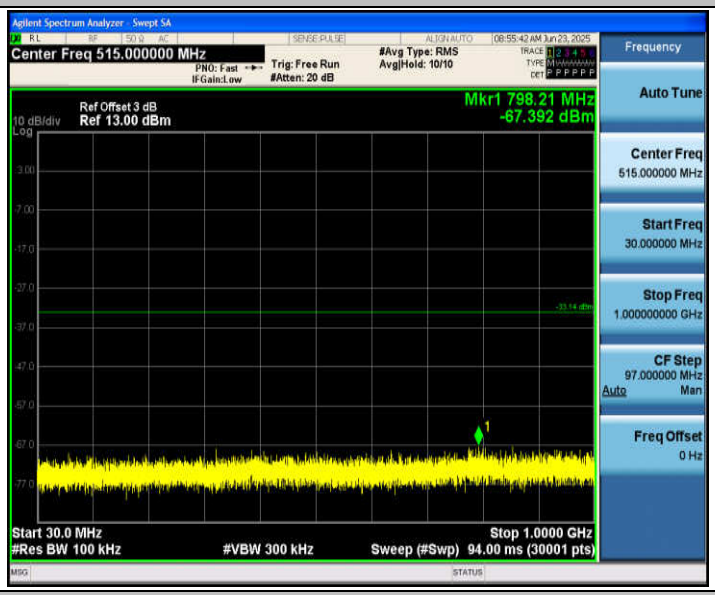

11N40SISO_Ant1_2422_1000~26500

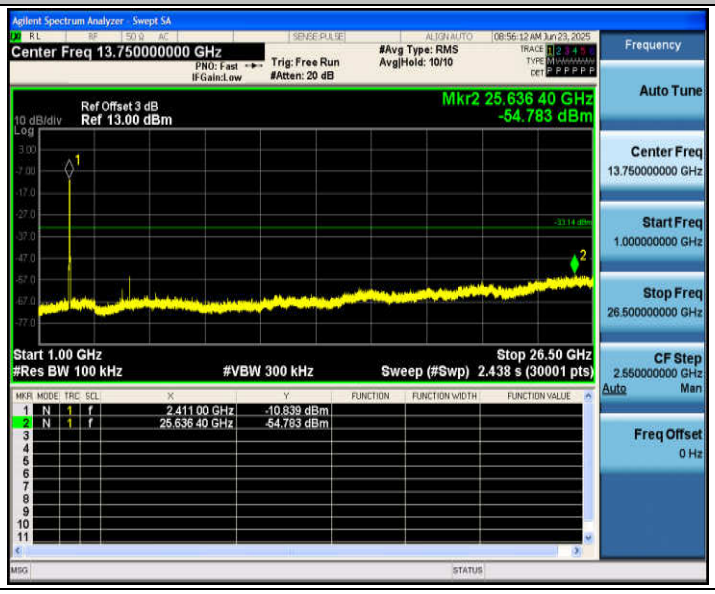

11N40SISO_Ant1_2437_0~Reference

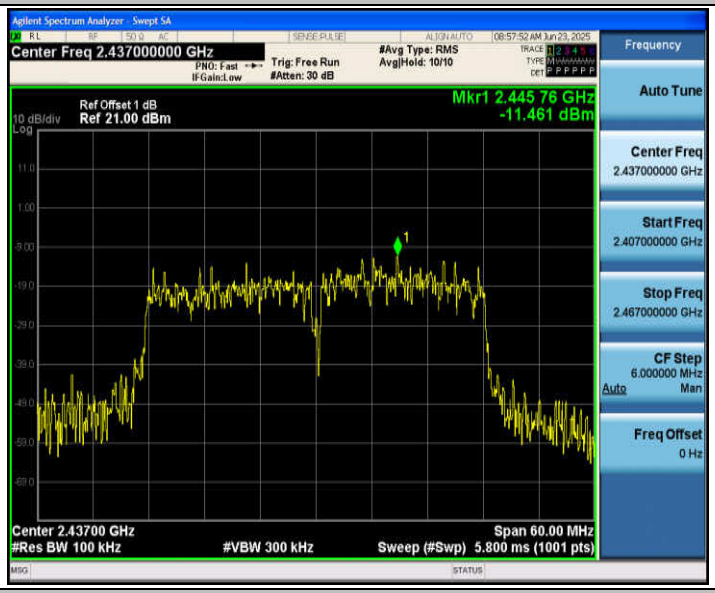

11N40SISO_Ant1_2437_30~1000

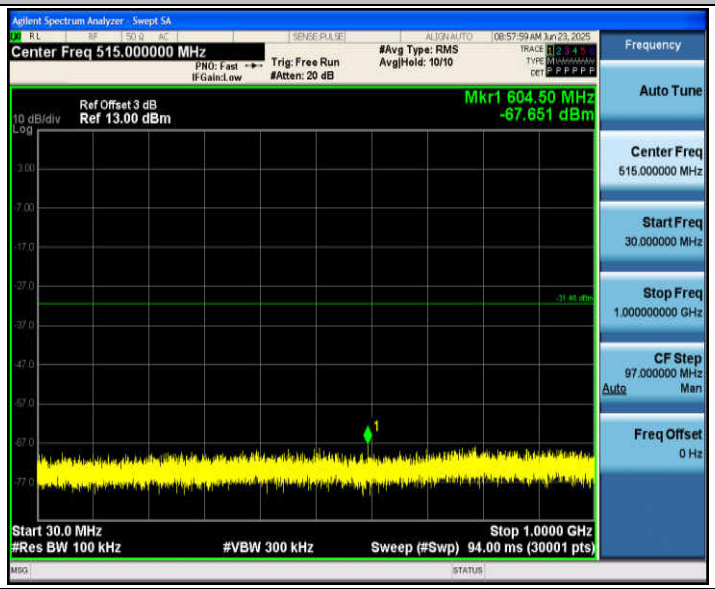

11N40SISO_Ant1_2437_1000~26500

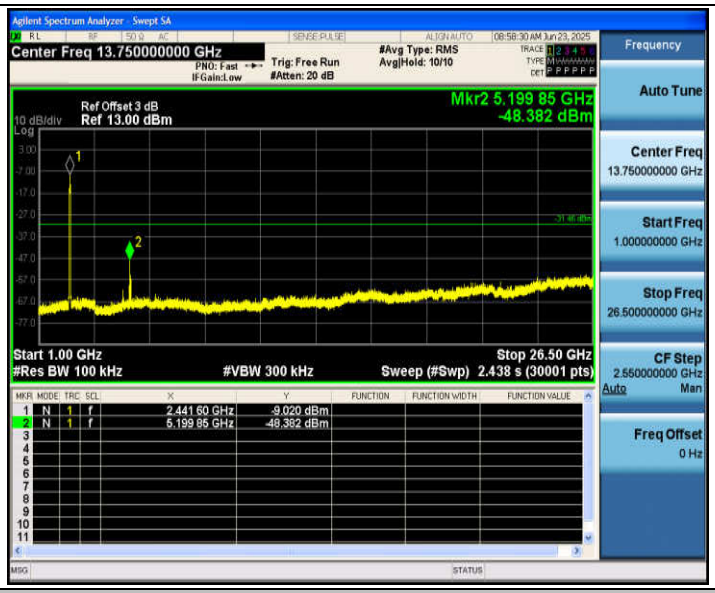

11N40SISO_Ant1_2452_0~Reference

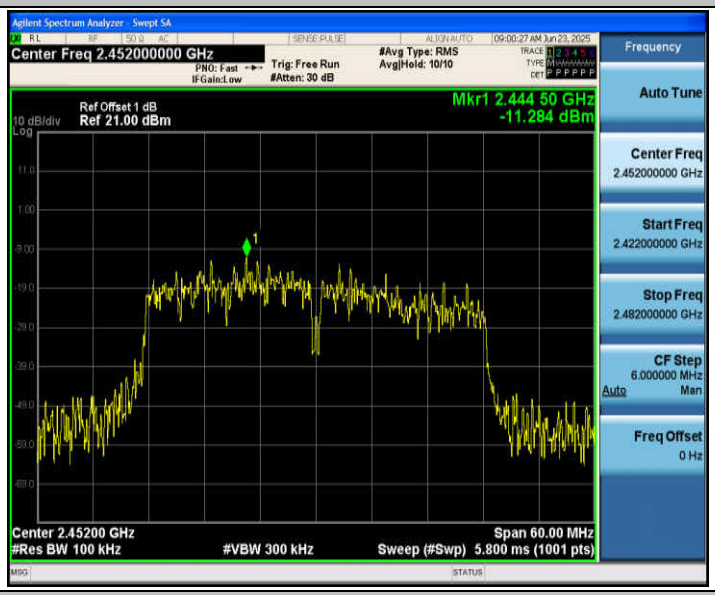

11N40SISO_Ant1_2452_30~1000

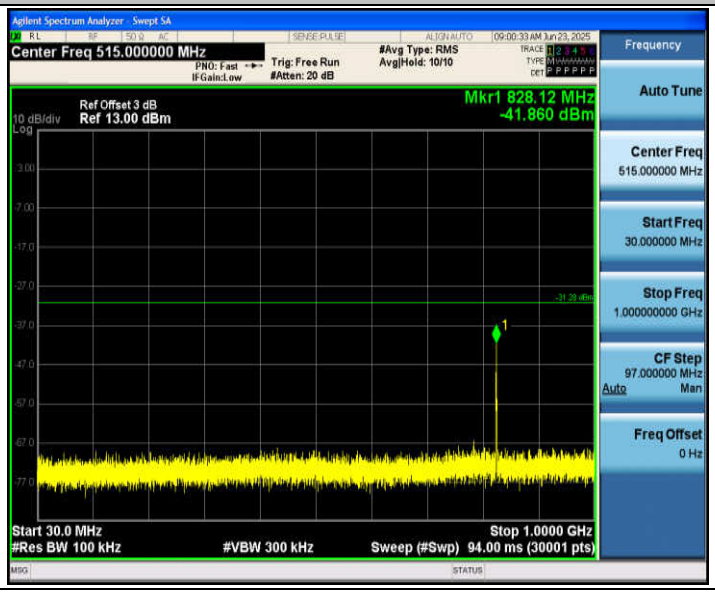

11N40SISO_Ant1_2452_1000~26500
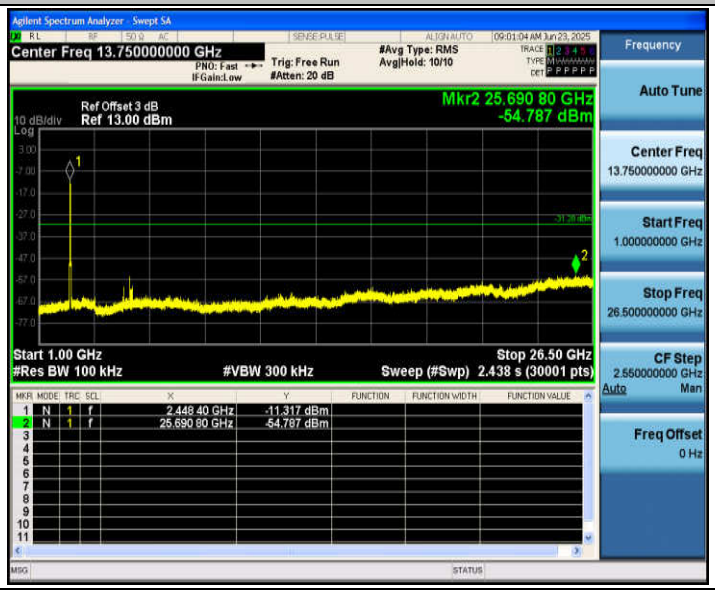

Appendix G: Duty Cycle

Test Result

TestMode	Antenna	Frequency[MHz]	Transmission Duration [ms]	Transmission Period [ms]	Duty Cycle [%]
11B	Ant1	2412	0.70	0.80	87.50
		2437	0.70	0.80	87.50
		2462	0.70	0.84	83.33
11G	Ant1	2412	0.11	0.30	36.67
		2437	0.11	0.30	36.67
		2462	0.11	0.32	34.38
11N20SISO	Ant1	2412	0.11	0.28	39.29
		2437	0.11	0.32	34.38
		2462	0.11	0.32	34.38
11N40SISO	Ant1	2422	0.07	0.26	26.92
		2437	0.07	0.29	24.14
		2452	0.07	0.29	24.14

Test Graphs

11B_Ant1_2412

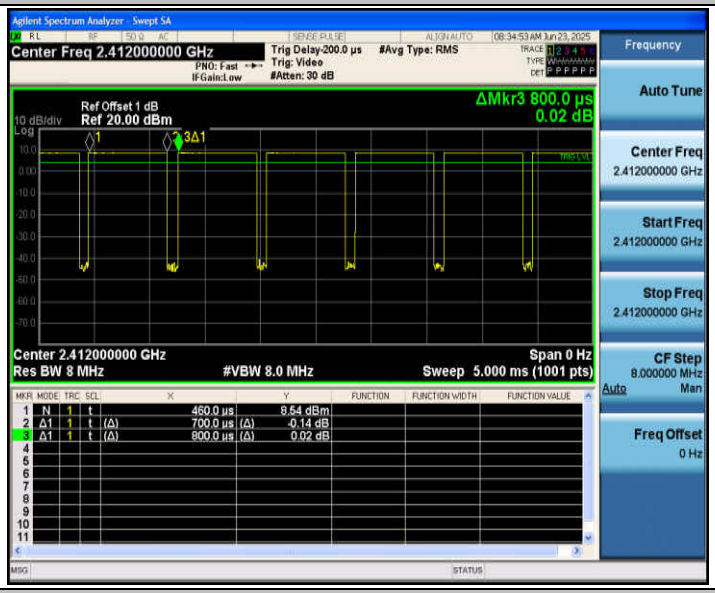

11B_Ant1_2437

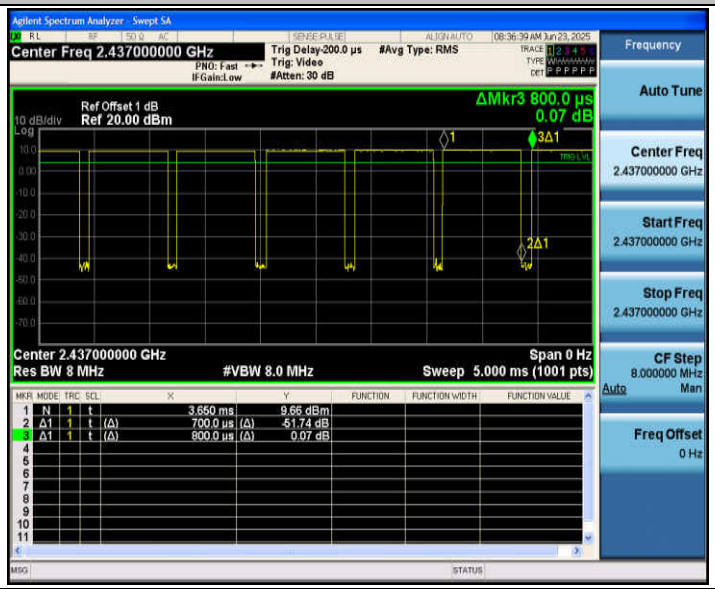

11B_Ant1_2462

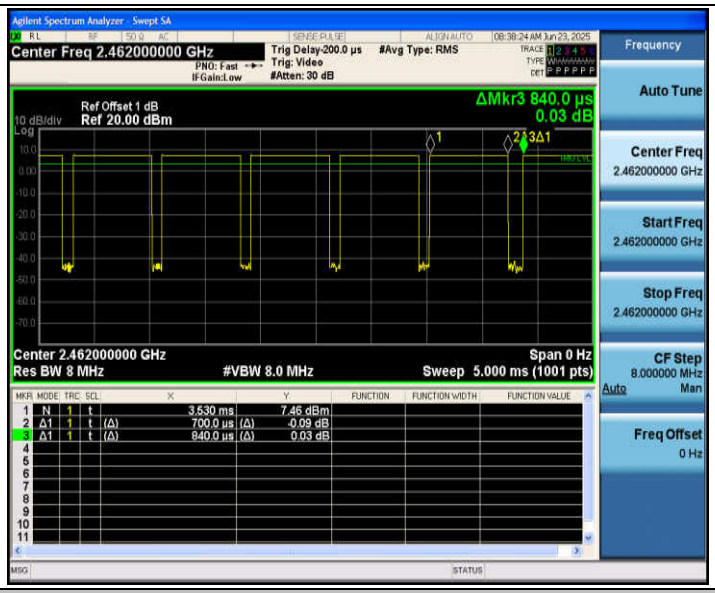

11G_Ant1_2412

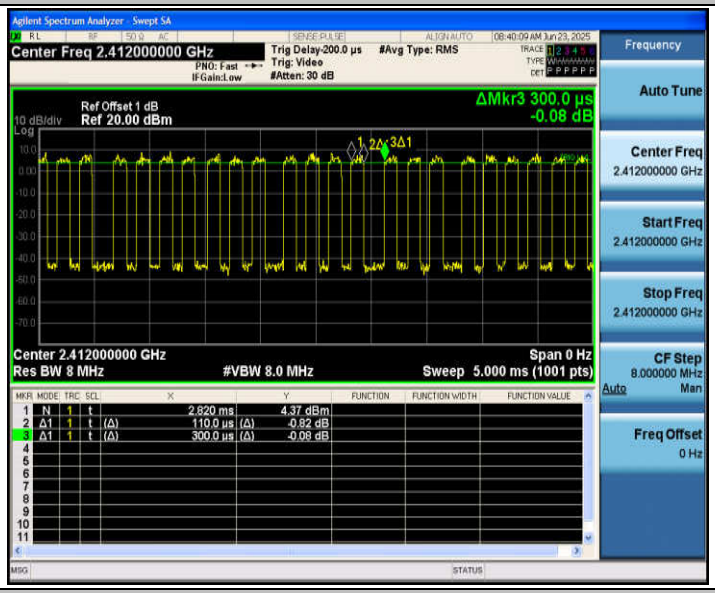

11G_Ant1_2437

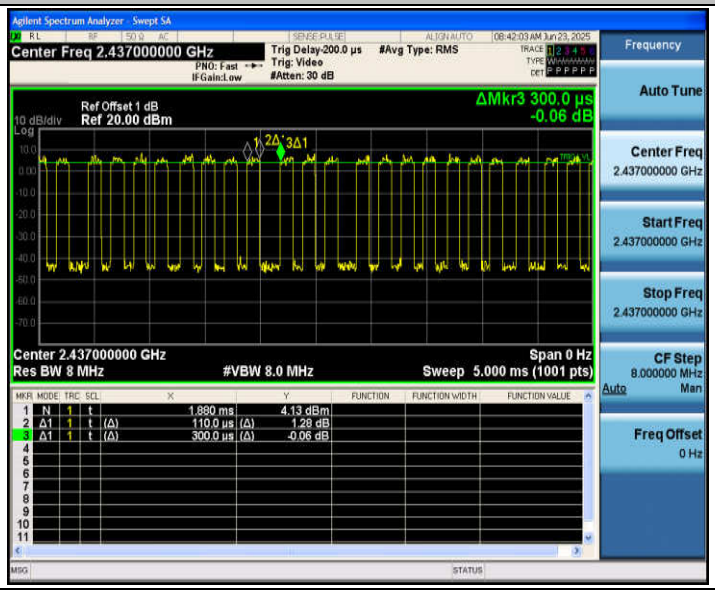

11G_Ant1_2462

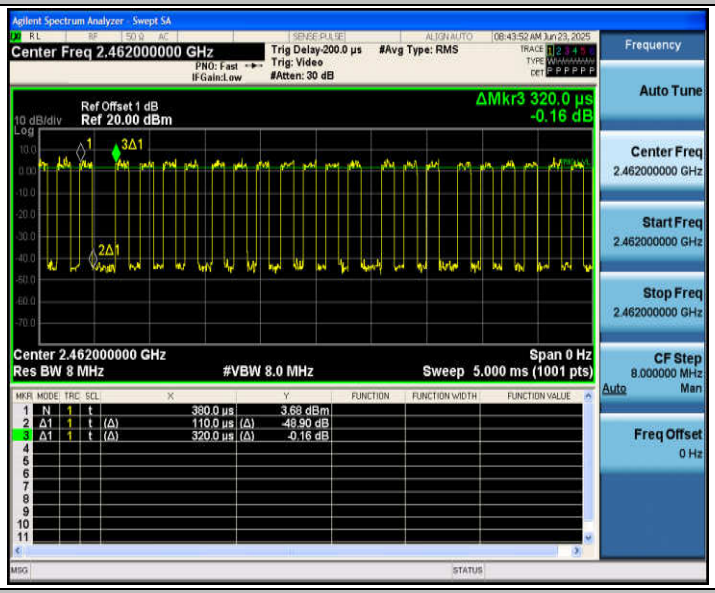

11N20SISO_Ant1_2412

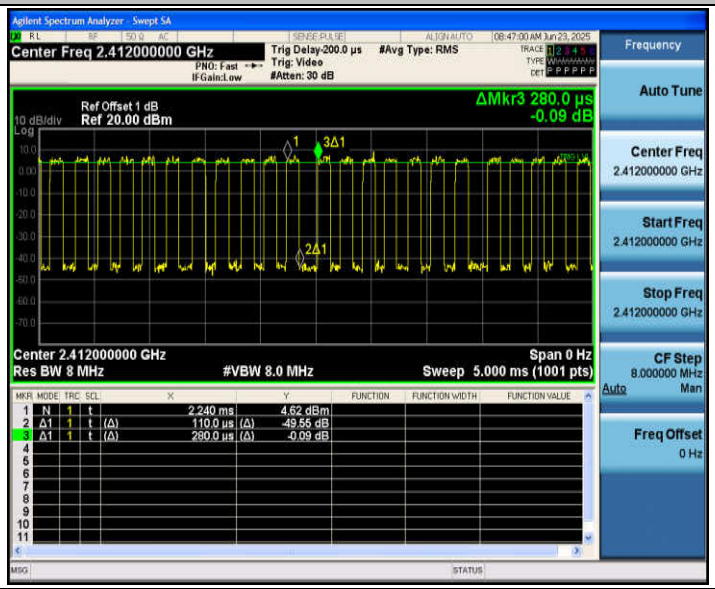

11N20SISO_Ant1_2437

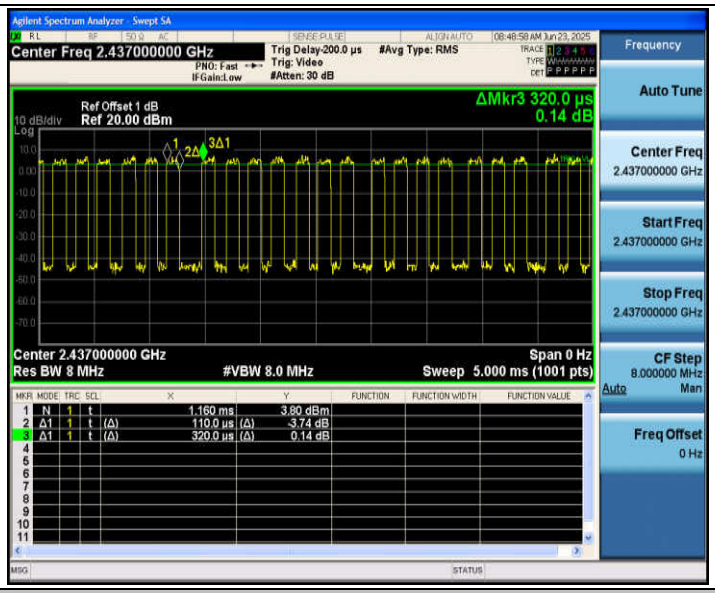

11N20SISO_Ant1_2462

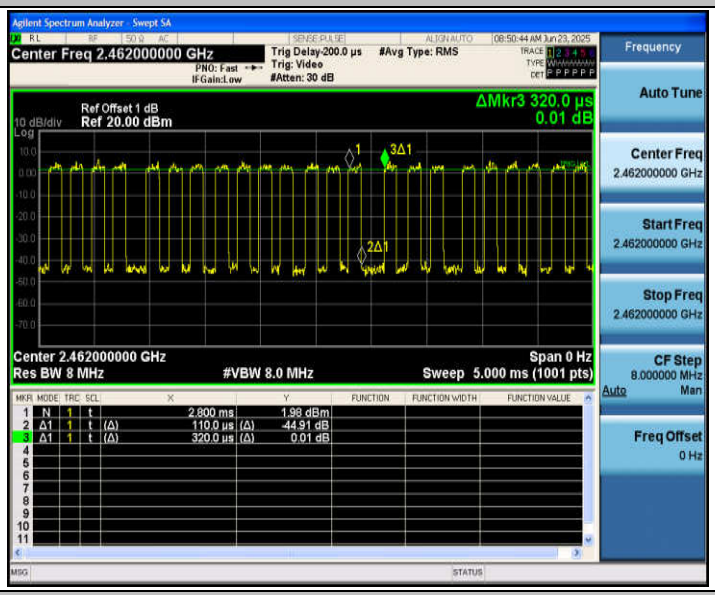

11N40SISO_Ant1_2422

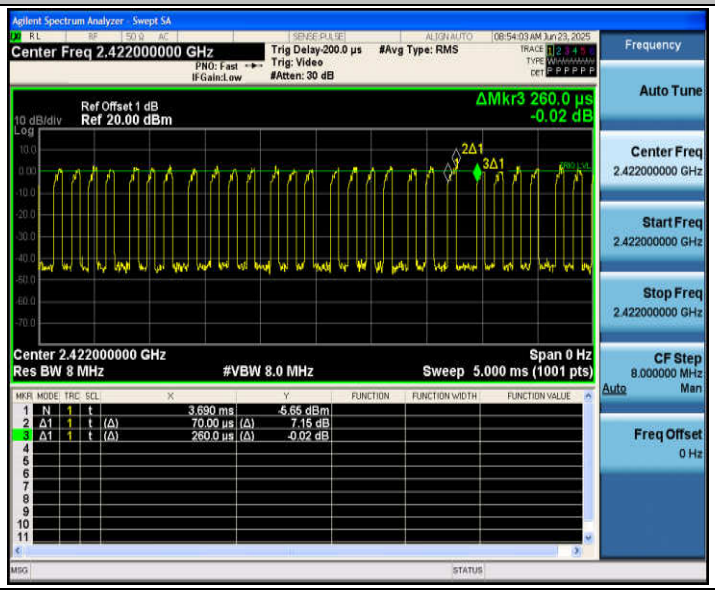

11N40SISO_Ant1_2437
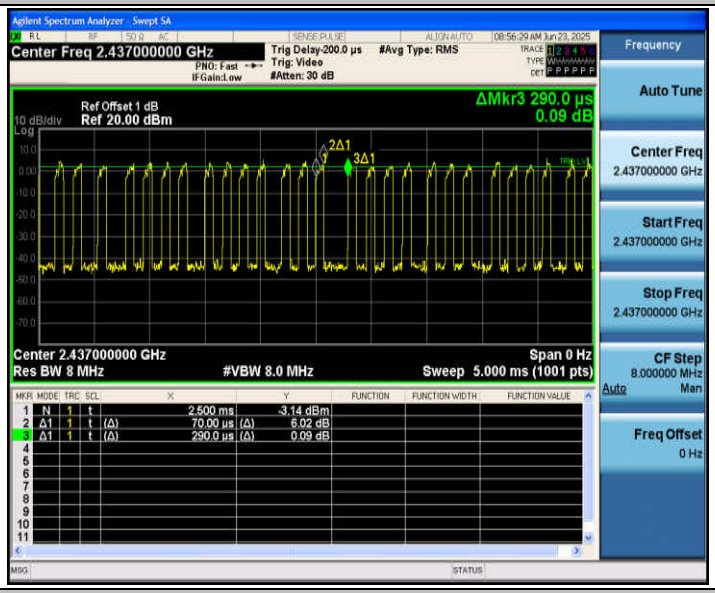
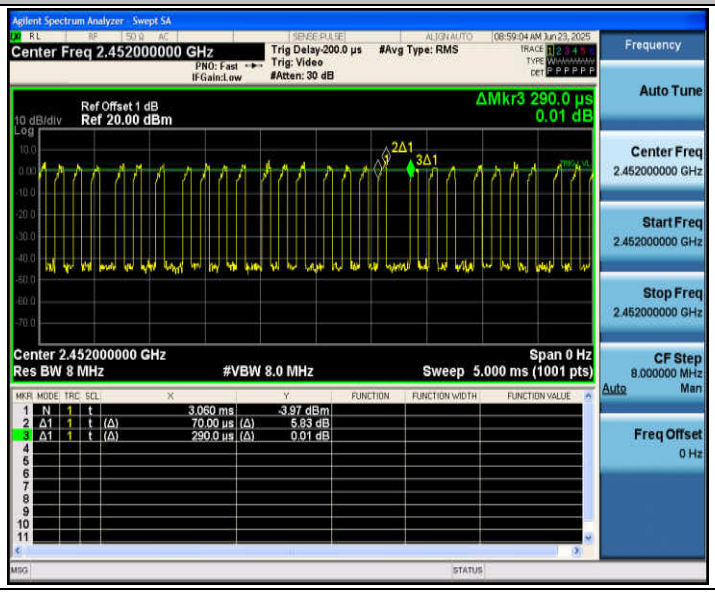
11N40SISO_Ant1_2452