FCC Appendix RF Test Data

FCC ID	**:**	**RIJA11**
Company	**:**	**EPUDO(DongGuan)Digital Technology Co.Ltd**
EUT	**:**	**Tablet PC**
Model Number	**:**	**EC319/A11**
Report No.	**:**	**CTA25061700204**
Reviewed By	**:**	**Eric Wang**

Appendix A1: Emission Bandwidth

Test Result

TestMode	Antenna	Freq(MHz)	26db EBW [MHz]	FL[MHz]	FH[MHz]	Limit[MHz]	Verdict
11A	Ant1	5180	20.320	5170.440	5190.760	---	---
		5220	25.160	5208.680	5233.840	---	---
		5240	22.720	5227.200	5249.920	---	---
		5745	23.400	5733.440	5756.840	---	---
		5785	21.960	5772.840	5794.800	---	---
		5825	22.160	5813.520	5835.680	---	---
11N20SISO	Ant1	5180	24.440	5168.400	5192.840	---	---
		5220	25.320	5207.480	5232.800	---	---
		5240	25.440	5227.280	5252.720	---	---
		5745	26.360	5732.440	5758.800	---	---
		5785	26.000	5771.560	5797.560	---	---
		5825	24.800	5812.800	5837.600	---	---
11N40SISO	Ant1	5190	42.800	5168.800	5211.600	---	---
		5230	43.040	5208.640	5251.680	---	---
		5755	53.520	5727.720	5781.240	---	---
		5795	47.440	5773.960	5821.400	---	---
11AC20SISO	Ant1	5180	21.360	5168.600	5189.960	---	---
		5220	22.920	5209.480	5232.400	---	---
		5240	19.840	5230.040	5249.880	---	---
		5745	21.480	5734.520	5756.000	---	---
		5785	23.040	5773.680	5796.720	---	---
		5825	24.160	5812.560	5836.720	---	---
11AC40SISO	Ant1	5190	45.920	5166.080	5212.000	---	---
		5230	41.680	5210.320	5252.000	---	---
		5755	46.160	5733.640	5779.800	---	---
		5795	53.200	5771.720	5824.920	---	---
11AC80SISO	Ant1	5210	86.880	5167.440	5254.320	---	---
		5775	84.800	5733.880	5818.680	---	---

Test Graphs

11A_Ant1_5180

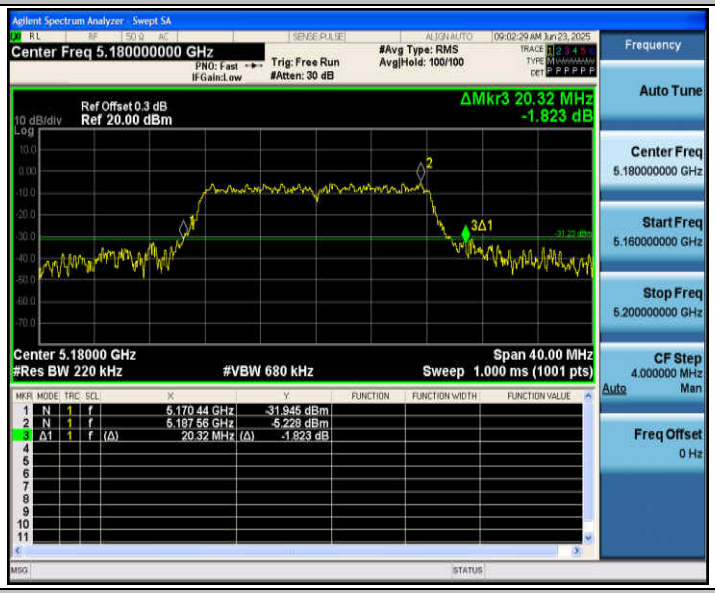

11A_Ant1_5220

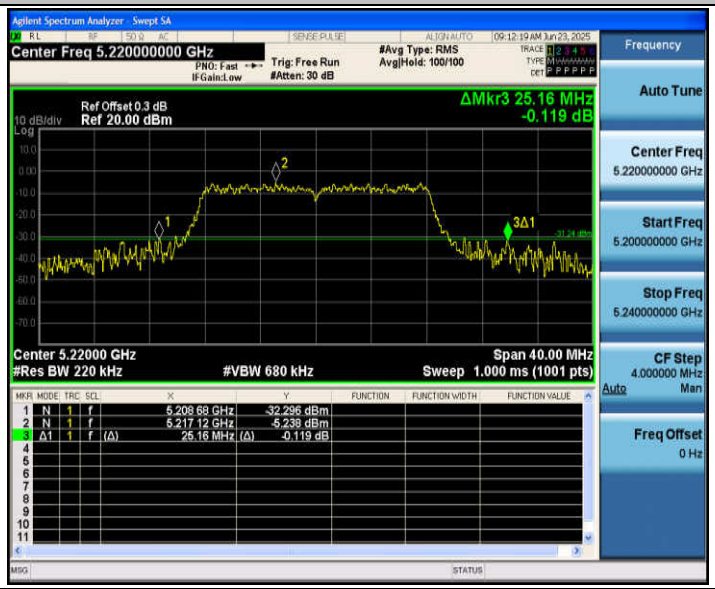

11A_Ant1_5240

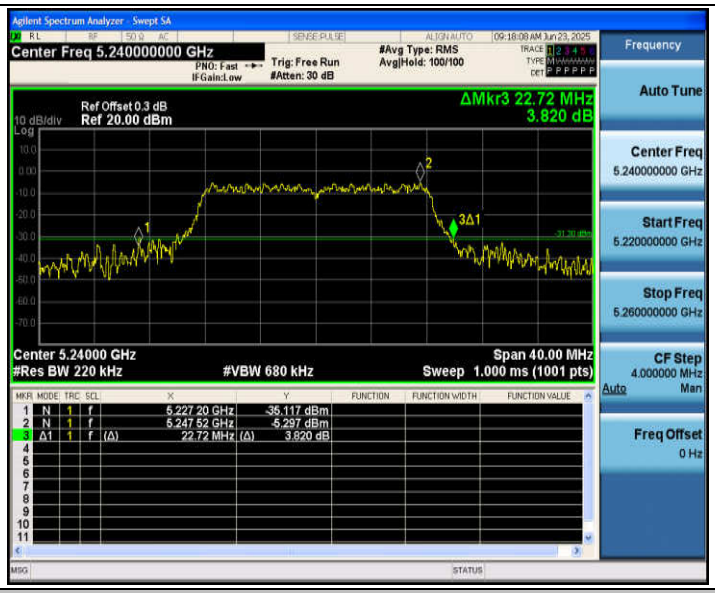

11A_Ant1_5745

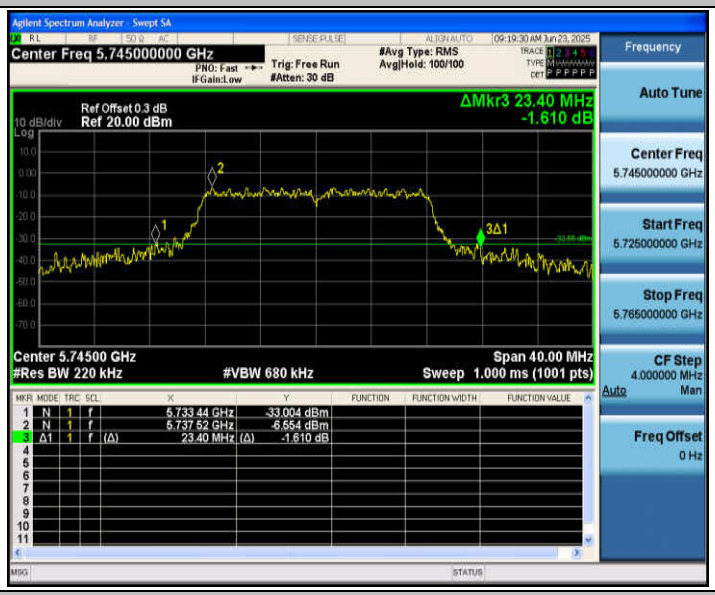

11A_Ant1_5785

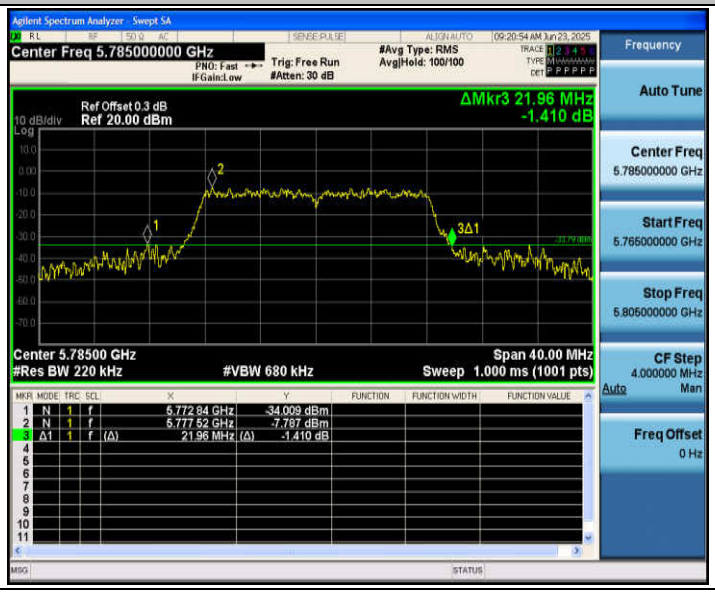

11A_Ant1_5825

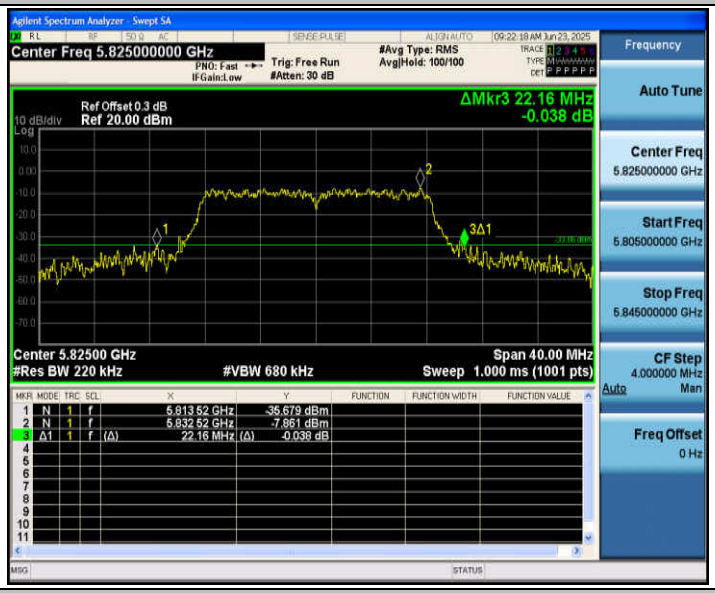

11N20SISO_Ant1_5180

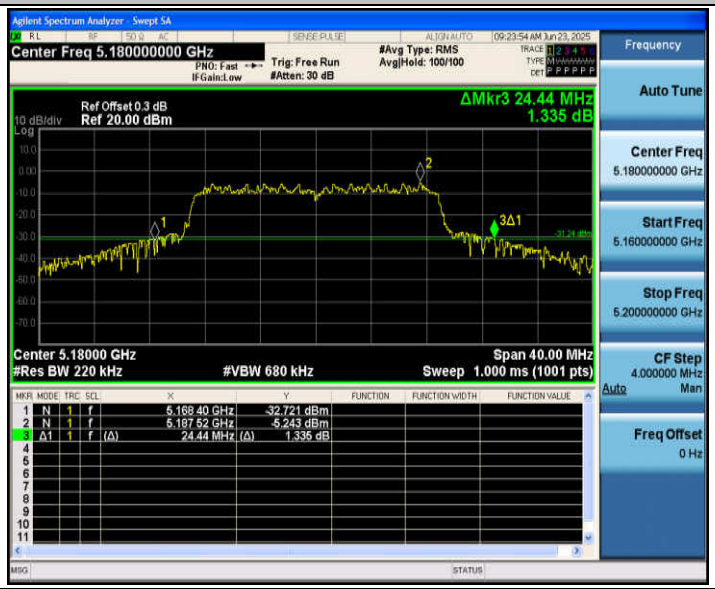

11N20SISO_Ant1_5220

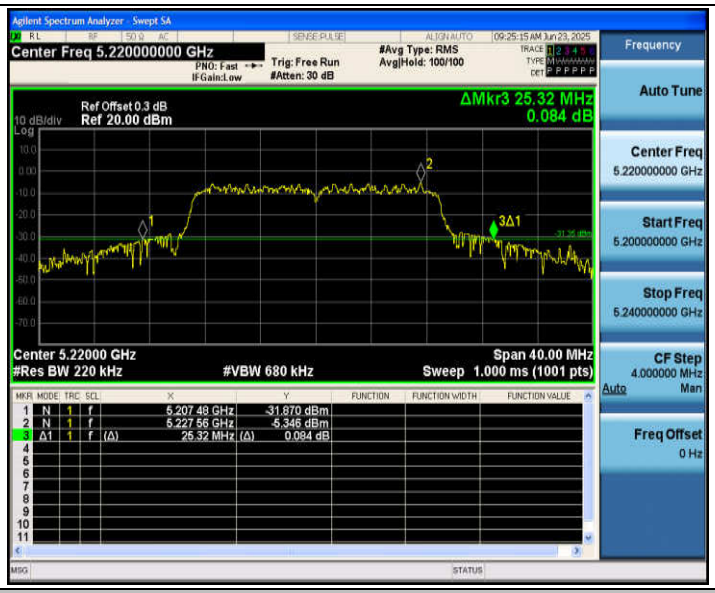

11N20SISO_Ant1_5240

11N20SISO_Ant1_5745

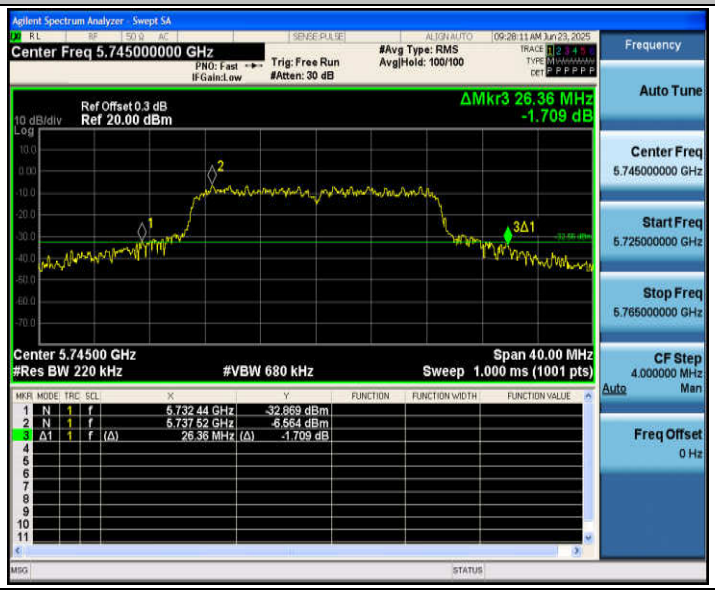

11N20SISO_Ant1_5785

11N20SISO_Ant1_5825

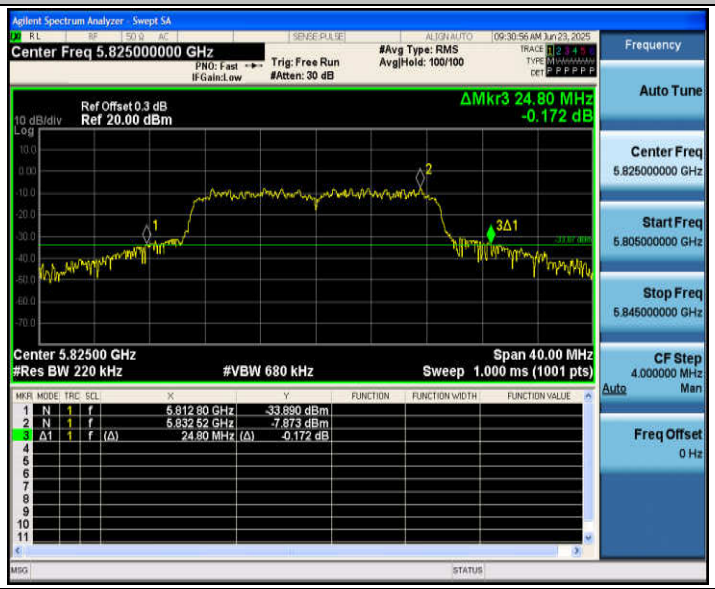

11N40SISO_Ant1_5190

11N40SISO_Ant1_5230

11N40SISO_Ant1_5755

11N40SISO_Ant1_5795

11AC20SISO_Ant1_5180

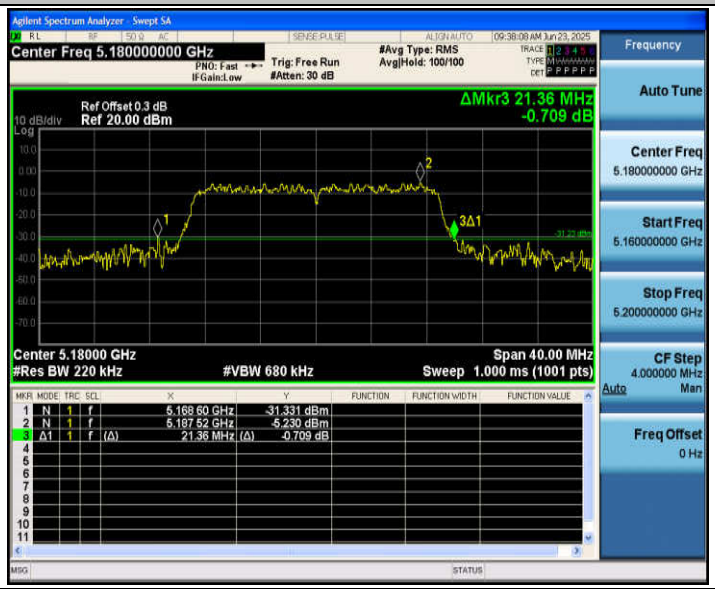

11AC20SISO_Ant1_5220

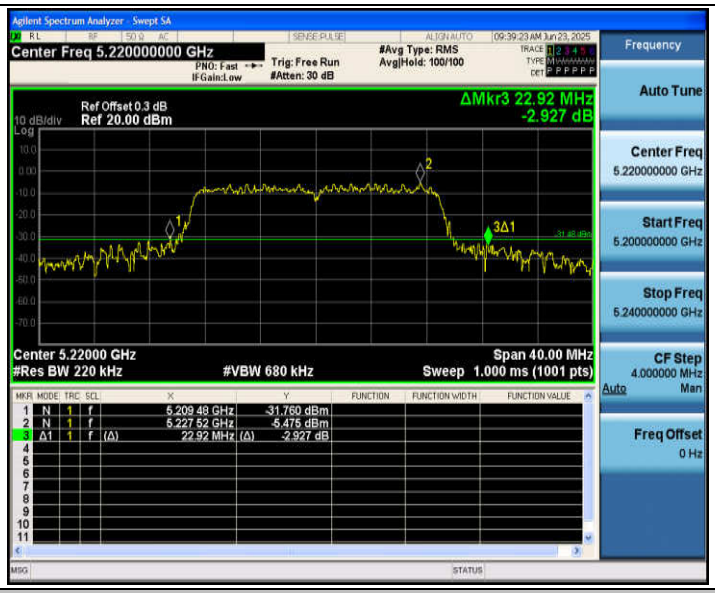

11AC20SISO_Ant1_5240

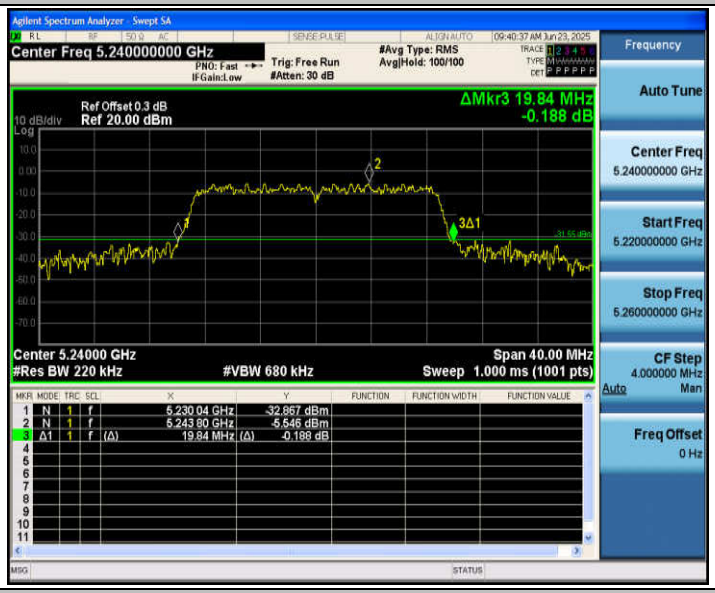

11AC20SISO_Ant1_5745

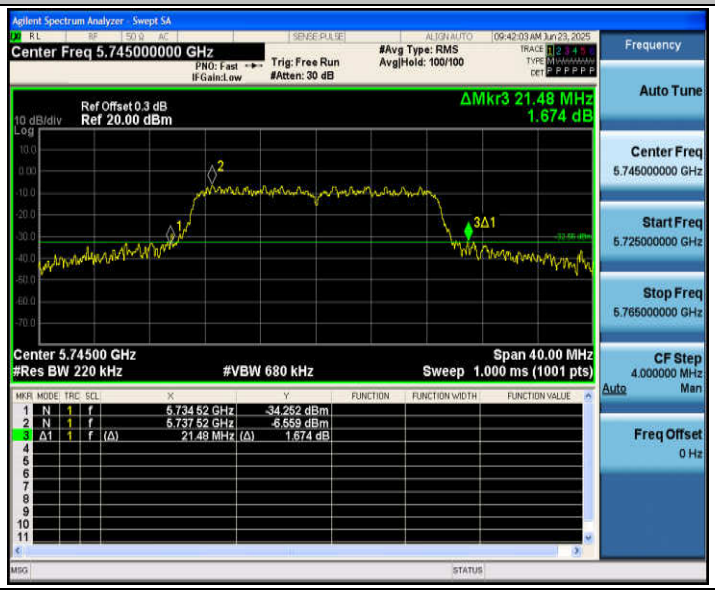

11AC20SISO_Ant1_5785

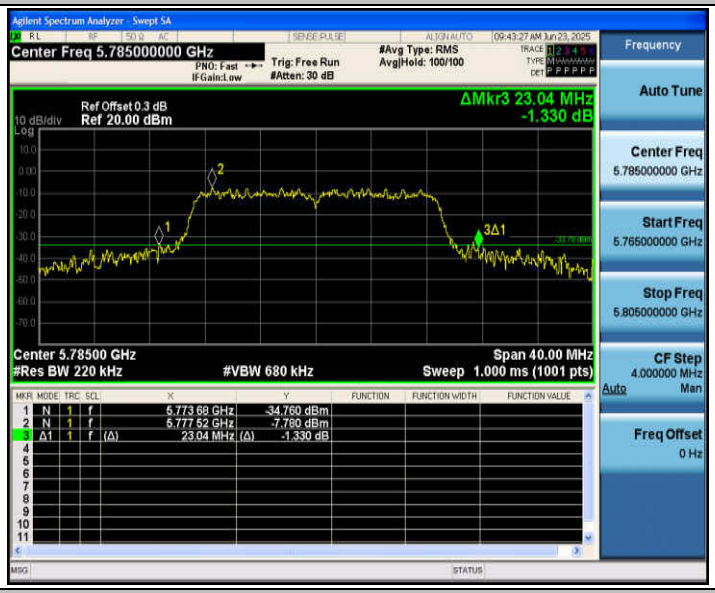

11AC20SISO_Ant1_5825

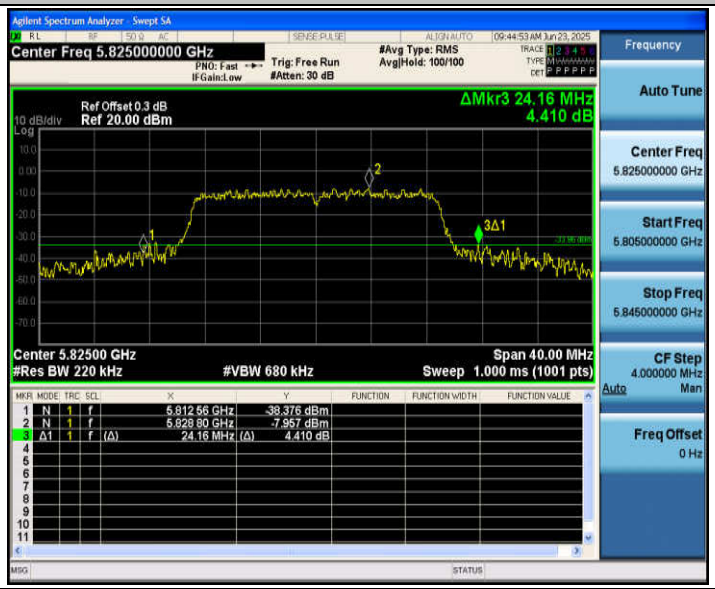

11AC40SISO_Ant1_5190

11AC40SISO_Ant1_5230

11AC40SISO_Ant1_5755

11AC40SISO_Ant1_5795

11AC80SISO_Ant1_5210

11AC80SISO_Ant1_5775

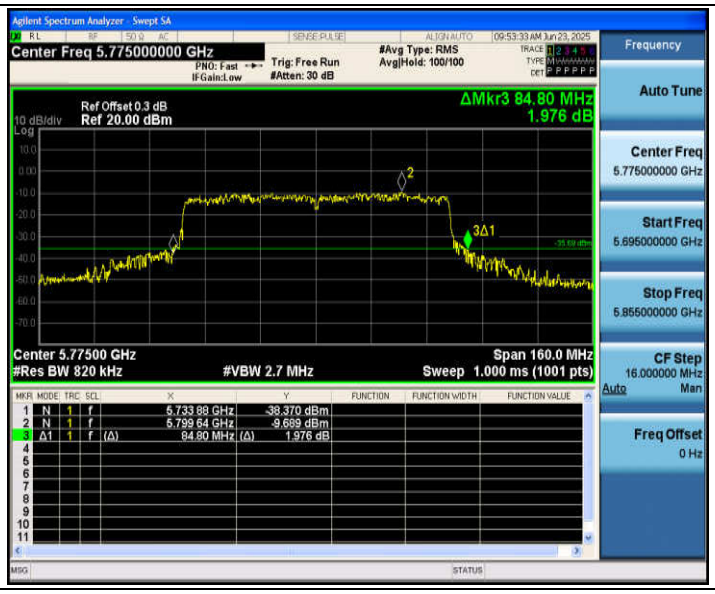
Agilent Spectrum Analyzer - Swept SA
Center Freq 5.775000000 GHz
PNO: Fast
IFGain:Low
Trig: Free Run
#Atten: 30 dB
#Avg Type: RMS
Avg|Hold: 100/100
09:53:33 AM Jun 23, 2025
Ref Offset 0.3 dB
10 dB/div
Ref 20.00 dBm
Log
ΔMkr3 84.80 MHz
1.976 dB
Center 5.77500 GHz
#Res BW 820 kHz
#VBW 2.7 MHz
Span 160.0 MHz
Sweep 1.000 ms (1001 pts)
MKR MODE TRC SCL X Y FUNCTION FUNCTION WIDTH FUNCTION VALUE
1 N 1 f 5.733 88 GHz -38.370 dBm
2 N 1 f 5.799 64 GHz -9.689 dBm
3 Δ1 1 f (Δ) 84.80 MHz (Δ) 1.976 dB
Frequency
Auto Tune
Center Freq
5.775000000 GHz
Start Freq
5.695000000 GHz
Stop Freq
5.855000000 GHz
CF Step
16.000000 MHz
Auto
Man
Freq Offset
0 Hz
MSG
STATUS

Appendix A2: Occupied channel bandwidth

Test Result

TestMode	Antenna	Freq(MHz)	OCB [MHz]	FL[MHz]	FH[MHz]	Limit[MHz]	Verdict
11A	Ant1	5180	17.047	5171.5304	5188.5774	---	---
		5220	17.125	5211.4599	5228.5849	---	---
		5240	17.144	5231.4480	5248.5920	---	---
		5745	17.138	5736.3842	5753.5222	---	---
		5785	17.110	5776.4654	5793.5754	---	---
		5825	17.095	5816.4558	5833.5508	---	---
11N20SISO	Ant1	5180	18.122	5171.0458	5189.1678	---	---
		5220	18.167	5210.9816	5229.1486	---	---
		5240	18.182	5230.9242	5249.1062	---	---
		5745	18.089	5735.9467	5754.0357	---	---
		5785	18.111	5775.9928	5794.1038	---	---
		5825	18.080	5816.0098	5834.0898	---	---
11N40SISO	Ant1	5190	36.510	5171.8025	5208.3125	---	---
		5230	36.439	5211.8676	5248.3066	---	---
		5755	36.794	5736.7010	5773.4950	---	---
		5795	36.789	5776.7453	5813.5343	---	---
11AC20SISO	Ant1	5180	17.864	5171.1376	5189.0016	---	---
		5220	17.855	5211.1123	5228.9673	---	---
		5240	17.868	5231.0996	5248.9676	---	---
		5745	17.955	5735.9876	5753.9426	---	---
		5785	17.843	5776.0905	5793.9335	---	---
		5825	17.871	5816.0957	5833.9667	---	---
11AC40SISO	Ant1	5190	36.347	5171.9046	5208.2516	---	---
		5230	36.378	5211.8660	5248.2440	---	---
		5755	36.796	5736.6878	5773.4838	---	---
		5795	36.769	5776.7658	5813.5348	---	---
11AC80SISO	Ant1	5210	76.051	5172.1495	5248.2005	---	---
		5775	75.822	5737.2940	5813.1160	---	---

Test Graphs

11A_Ant1_5180

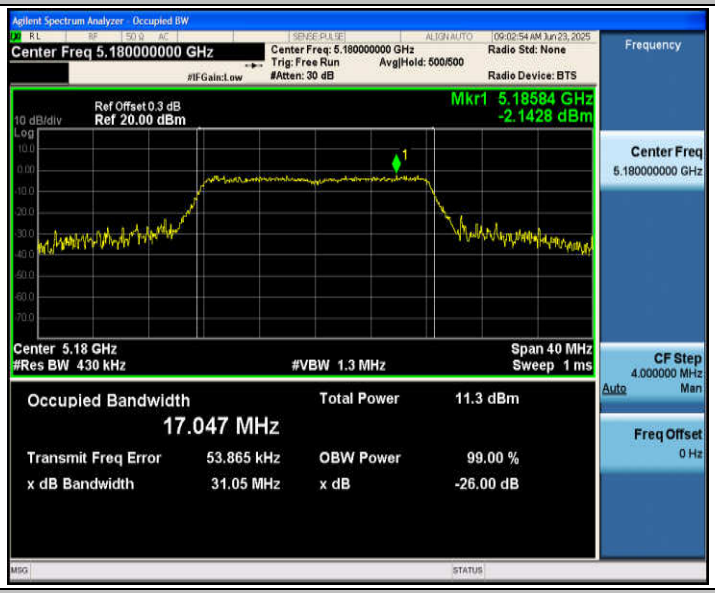

11A_Ant1_5220

11A_Ant1_5240

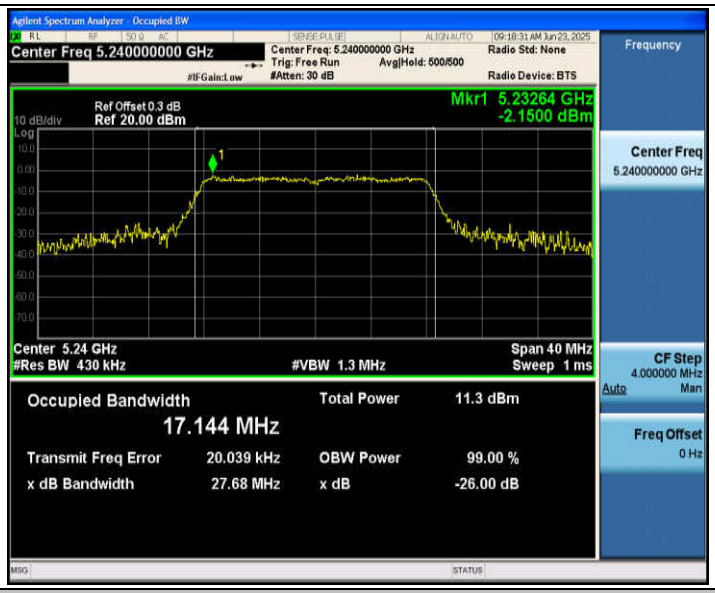

11A_Ant1_5745

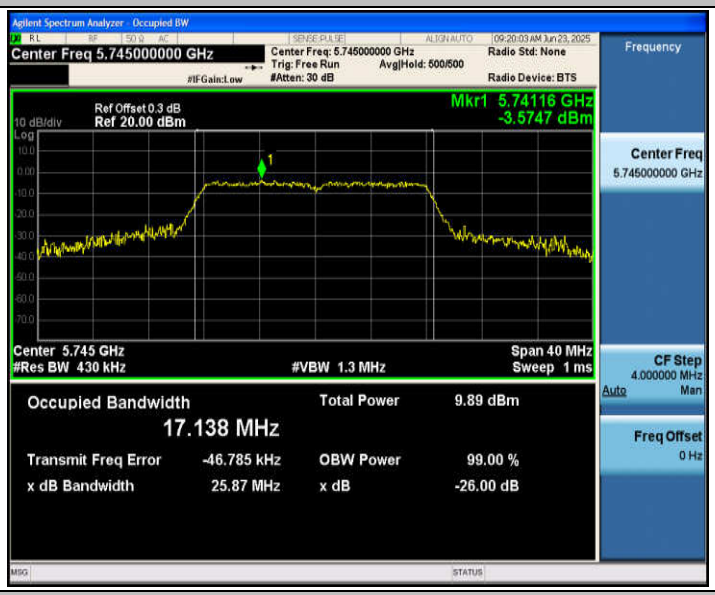

11A_Ant1_5785

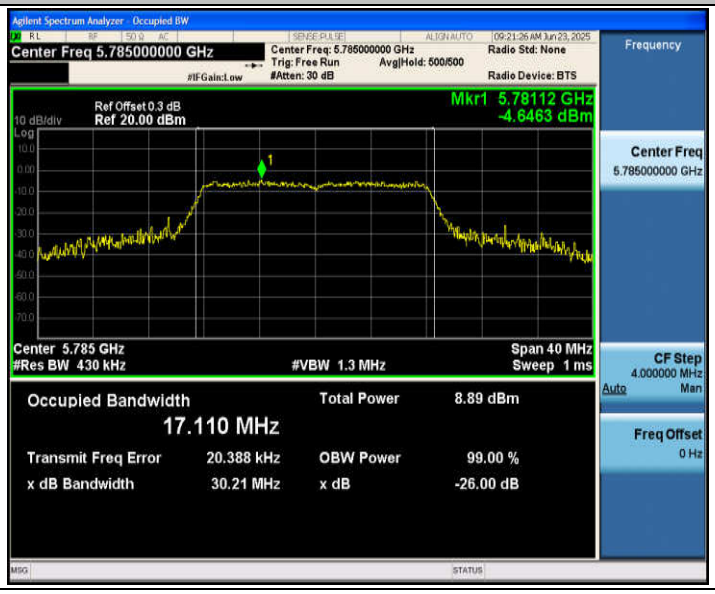

11A_Ant1_5825

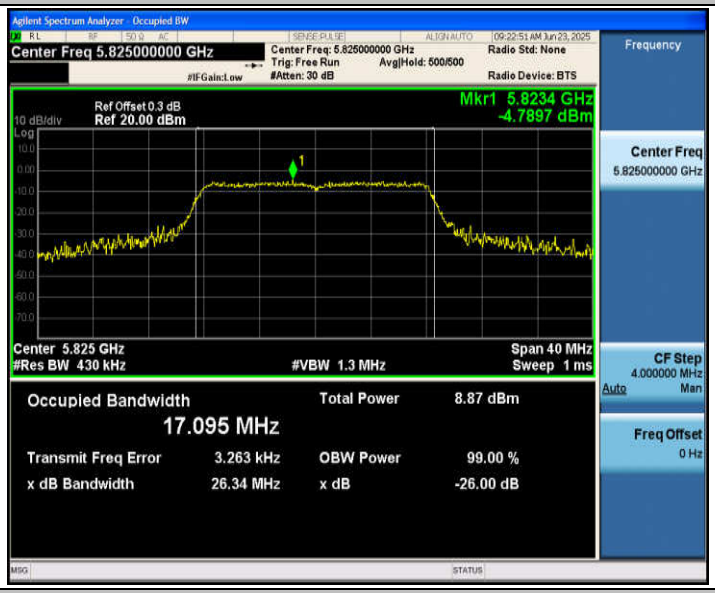

11N20SISO_Ant1_5180

11N20SISO_Ant1_5220

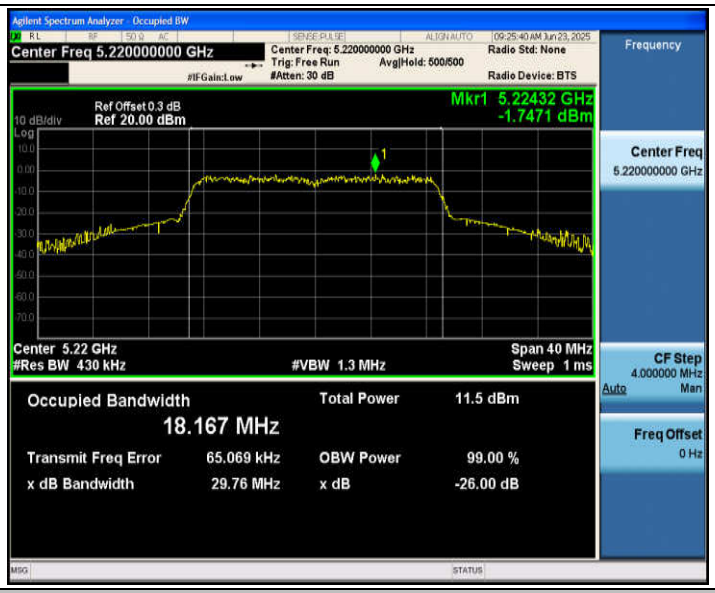

11N20SISO_Ant1_5240

11N20SISO_Ant1_5745

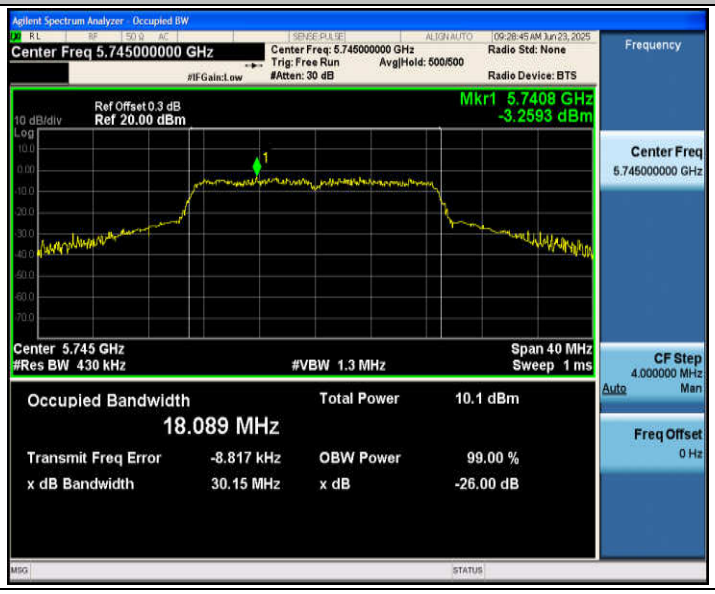

11N20SISO_Ant1_5785

11N20SISO_Ant1_5825

11N40SISO_Ant1_5190

11N40SISO_Ant1_5230

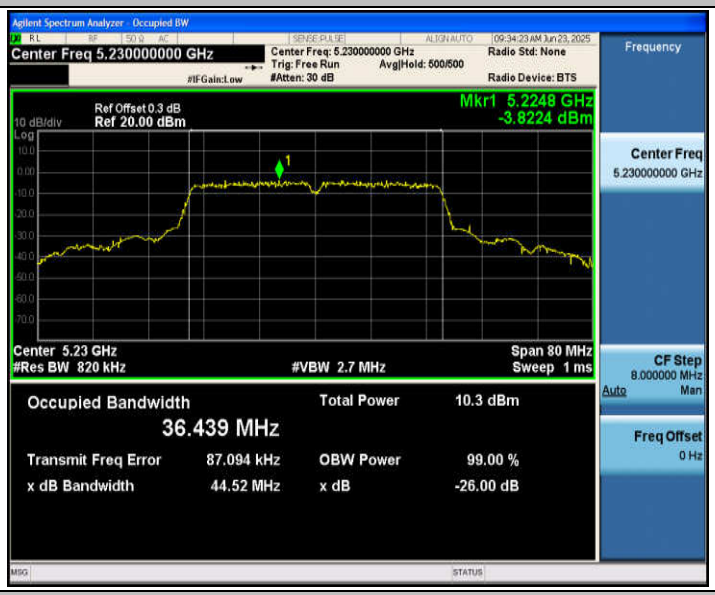

11N40SISO_Ant1_5755

11N40SISO_Ant1_5795

11AC20SISO_Ant1_5180

11AC20SISO_Ant1_5220

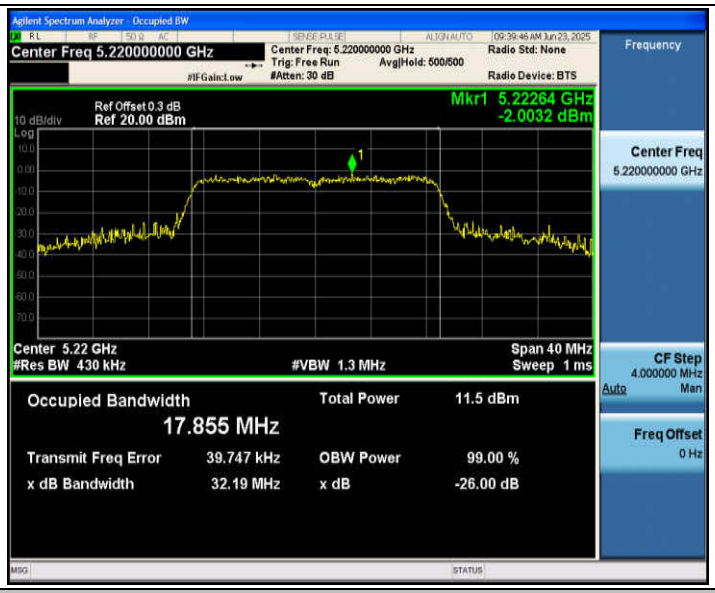

11AC20SISO_Ant1_5240

11AC20SISO_Ant1_5745

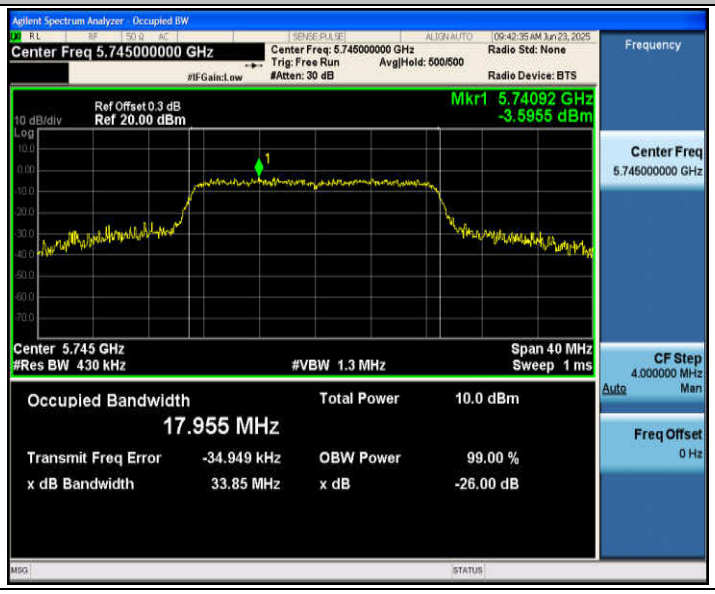

11AC20SISO_Ant1_5785

11AC20SISO_Ant1_5825

11AC40SISO_Ant1_5190

11AC40SISO_Ant1_5230

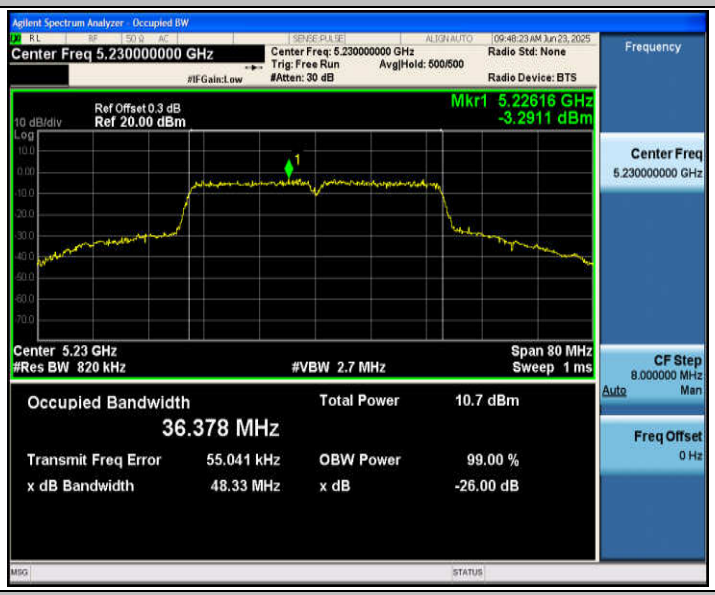

11AC40SISO_Ant1_5755

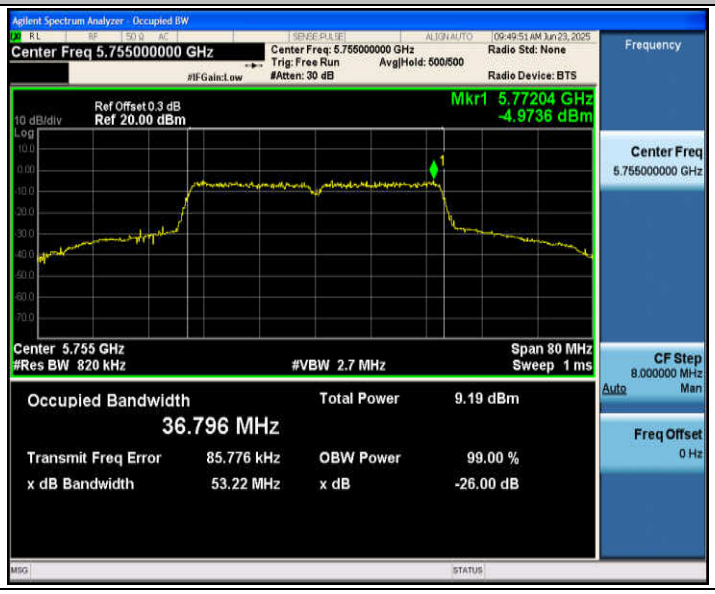

11AC40SISO_Ant1_5795

11AC80SISO_Ant1_5210

11AC80SISO_Ant1_5775

Agilent Spectrum Analyzer - Occupied BW
Center Freq 5.775000000 GHz
Center Freq: 5.775000000 GHz
Trig: Free Run
Avg|Hold: 500/500
#Atten: 30 dB
Radio Std: None
Radio Device: BTS
Frequency
Ref Offset 0.3 dB
10 dB/div
Ref 20.00 dBm
Mkr1 5.79708 GHz
-4.5627 dBm
Center 5.775 GHz
#Res BW 1.6 MHz
#VBW 5 MHz
Span 160 MHz
Sweep 1 ms
Occupied Bandwidth
75.822 MHz
Total Power 8.73 dBm
Transmit Freq Error 204.97 kHz
OBW Power 99.00 %
x dB Bandwidth 85.41 MHz
x dB -26.00 dB
Center Freq
5.775000000 GHz
CF Step
16.000000 MHz
Auto Man
Freq Offset
0 Hz

Appendix A3: Min emission bandwidth

Test Result B4

TestMode	Antenna	Freq(MHz)	6db EBW [MHz]	FL[MHz]	FH[MHz]	Limit[MHz]	Verdict
11A	Ant1	5745	16.320	5736.840	5753.160	0.5	PASS
		5785	16.320	5776.840	5793.160	0.5	PASS
		5825	16.320	5816.840	5833.160	0.5	PASS
11N20SISO	Ant1	5745	17.080	5736.520	5753.600	0.5	PASS
		5785	17.080	5776.360	5793.440	0.5	PASS
		5825	17.120	5816.520	5833.640	0.5	PASS
11N40SISO	Ant1	5755	35.840	5737.080	5772.920	0.5	PASS
		5795	36.000	5777.240	5813.240	0.5	PASS
11AC20SISO	Ant1	5745	16.720	5736.480	5753.200	0.5	PASS
		5785	16.840	5776.520	5793.360	0.5	PASS
		5825	17.120	5816.480	5833.600	0.5	PASS
11AC40SISO	Ant1	5755	35.600	5737.080	5772.680	0.5	PASS
		5795	35.840	5777.080	5812.920	0.5	PASS
11AC80SISO	Ant1	5775	75.200	5737.400	5812.600	0.5	PASS

Test Graphs B4

11A_Ant1_5745
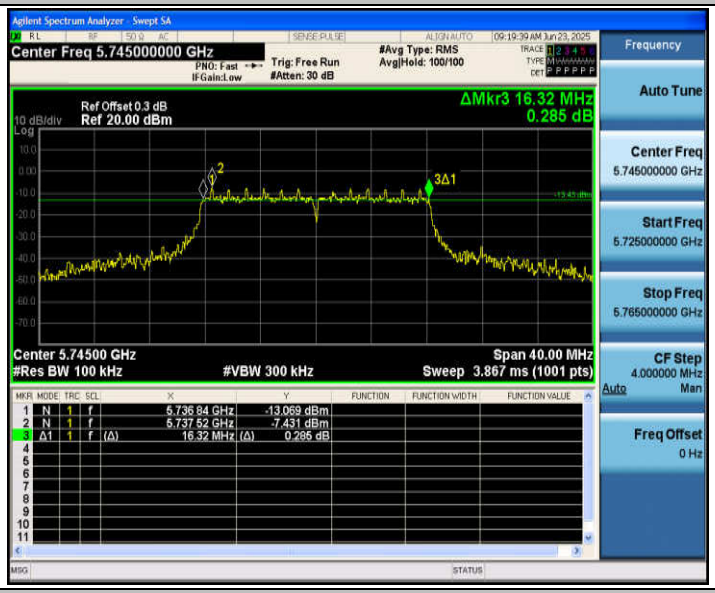
11A_Ant1_5785
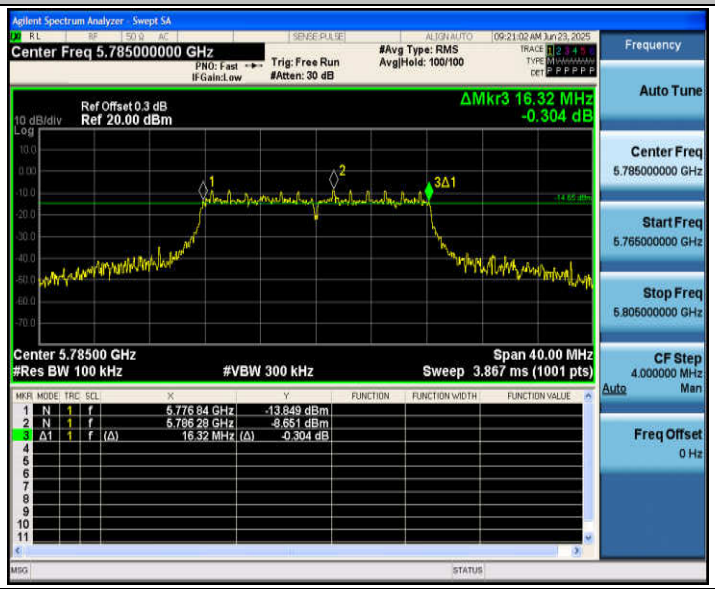
11A_Ant1_5825

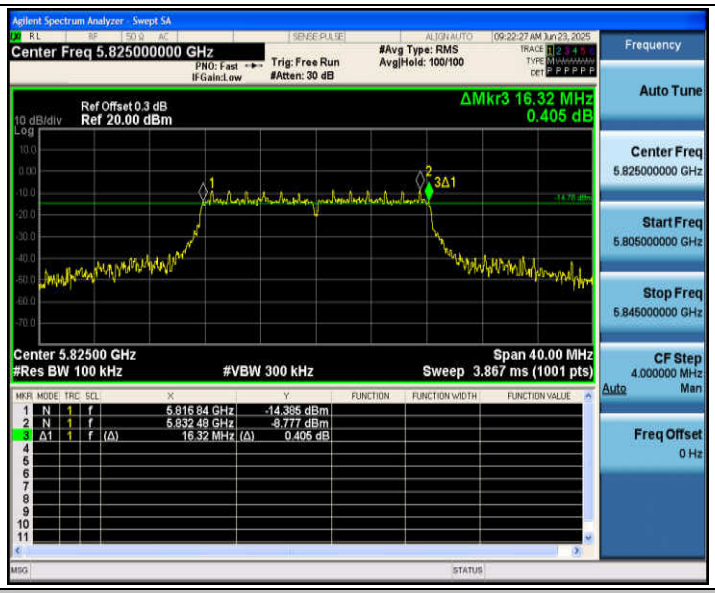

11N20SISO_Ant1_5745

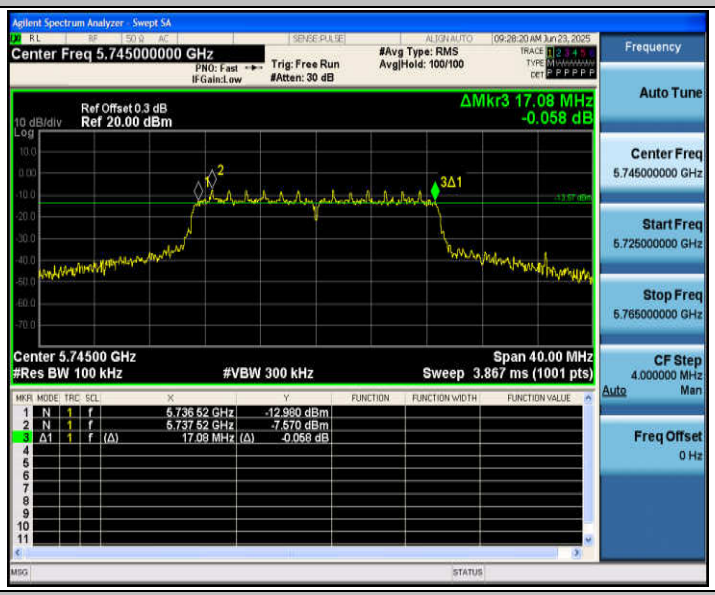

11N20SISO_Ant1_5785

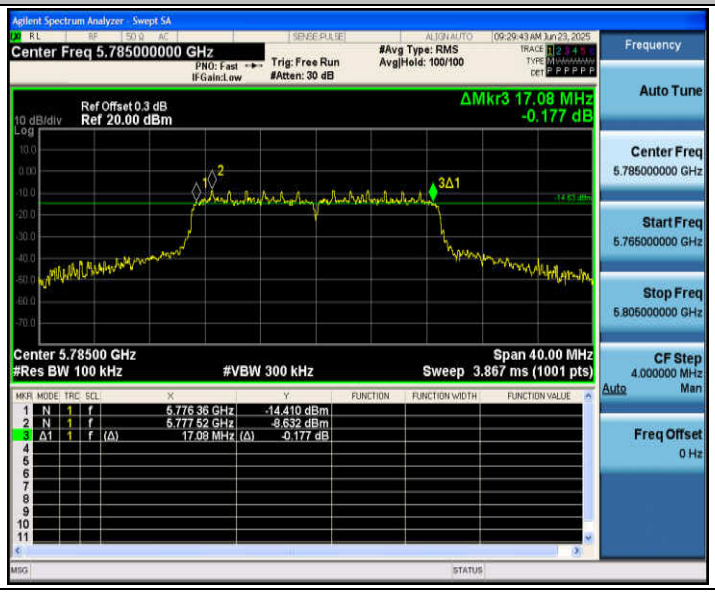

11N20SISO_Ant1_5825
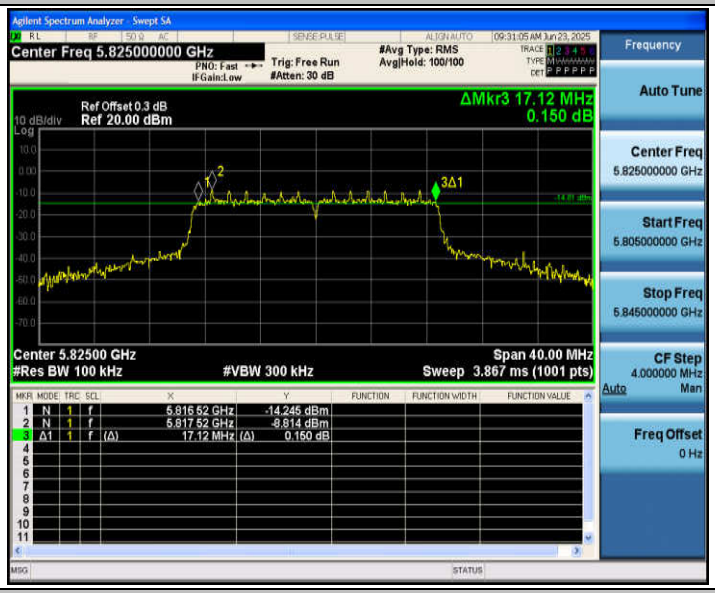

11N40SISO_Ant1_5755
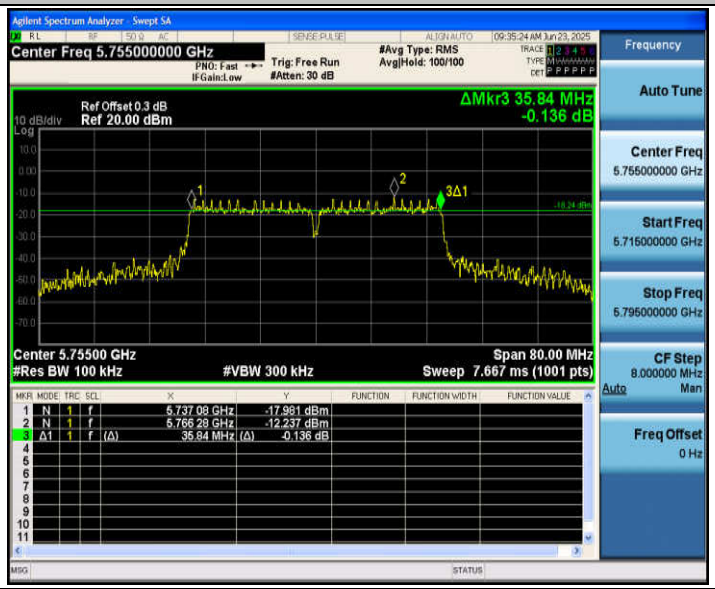

11N40SISO_Ant1_5795

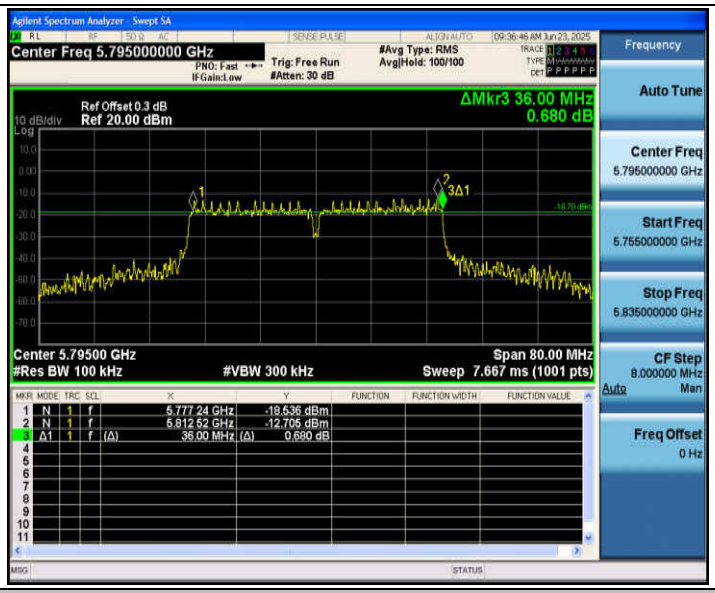

11AC20SISO_Ant1_5745

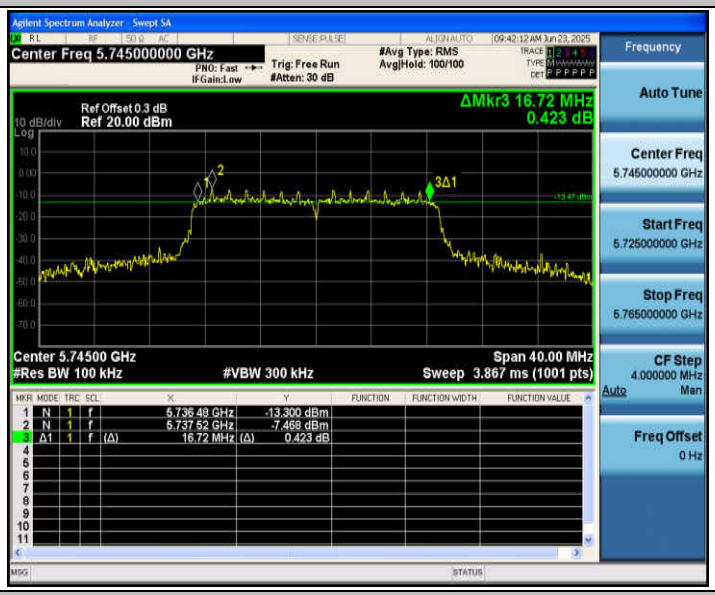

11AC20SISO_Ant1_5785

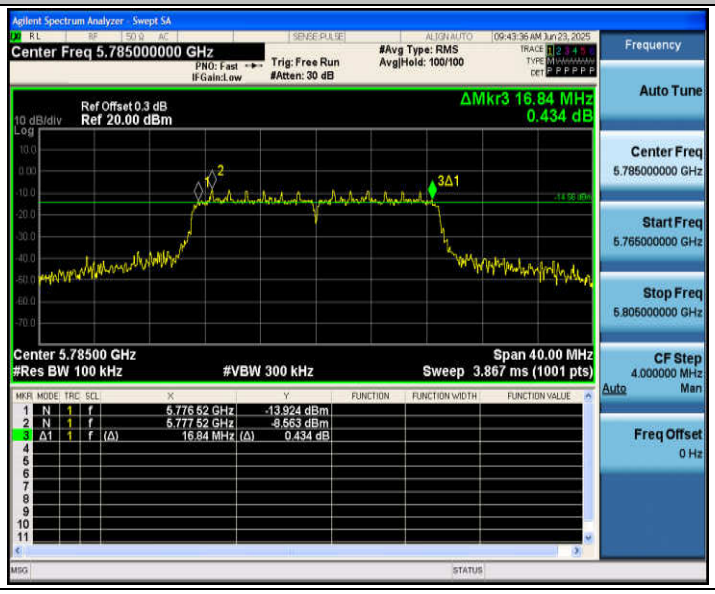

11AC20SISO_Ant1_5825

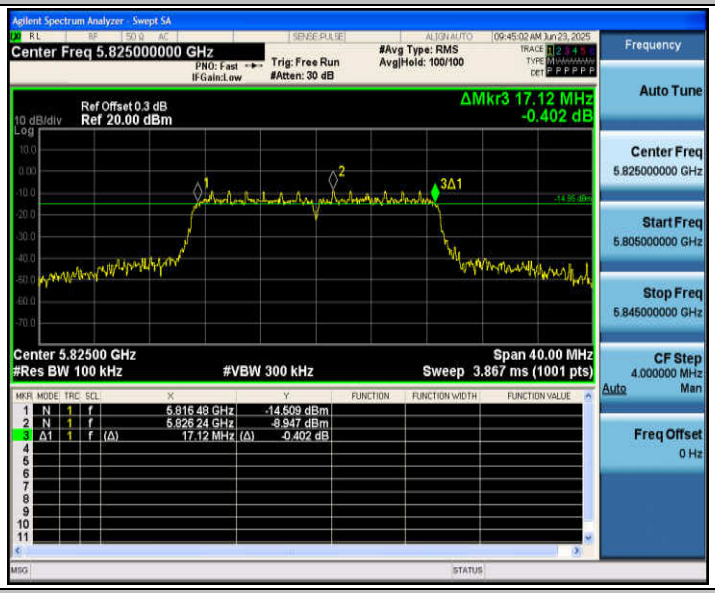

11AC40SISO_Ant1_5755

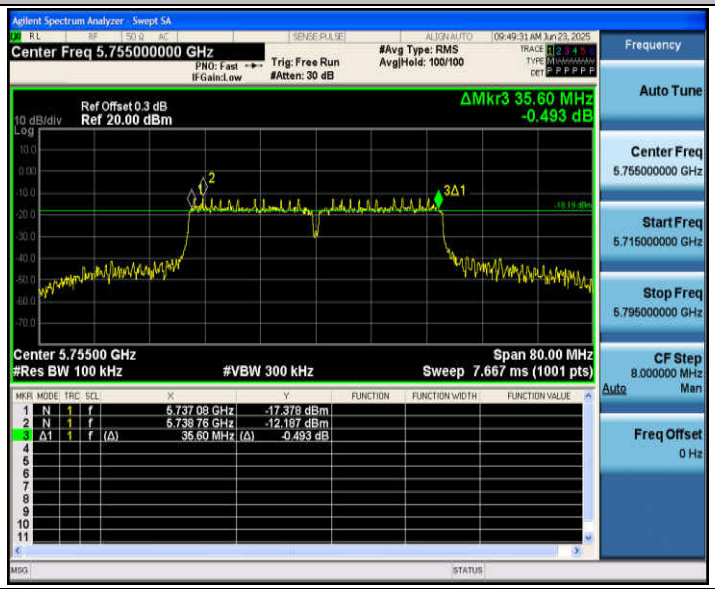

11AC40SISO_Ant1_5795

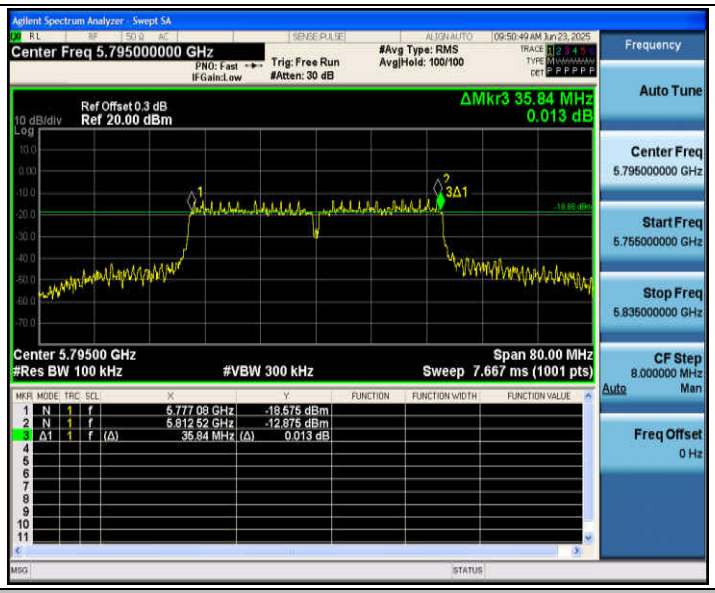

11AC80SISO_Ant1_5775

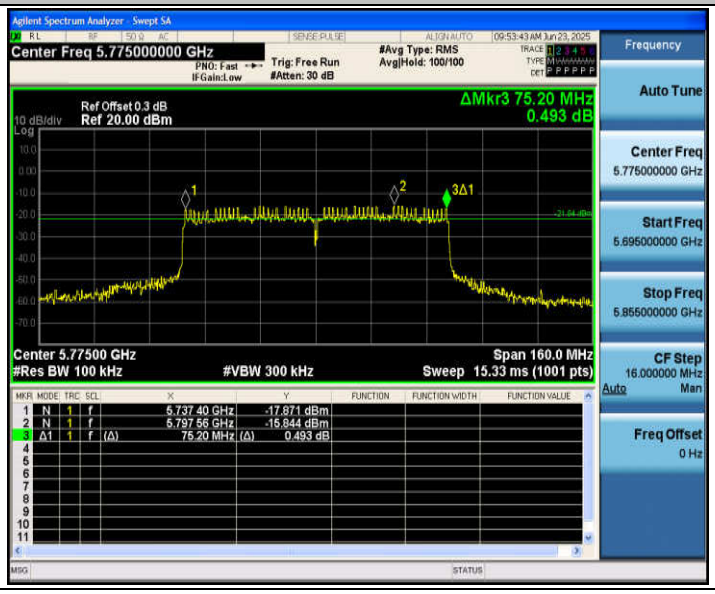

Appendix B: Duty Cycle

Test Result

TestMode	Antenna	Freq(MHz)	Transmission Duration [ms]	Transmission Period [ms]	Duty Cycle [%]	Duty factor(dB)	Limit	Verdict
11A	Ant1	5180	0.11	0.29	37.93	4.21	---	---
		5220	0.10	0.28	35.71	4.47	---	---
		5240	0.11	0.30	36.67	4.36	---	---
		5745	0.11	0.30	36.67	4.36	---	---
		5785	0.11	0.32	34.38	4.64	---	---
		5825	0.12	0.32	37.50	4.26	---	---
11N20SISO	Ant1	5180	0.11	0.32	34.38	4.64	---	---
		5220	0.11	0.28	39.29	4.06	---	---
		5240	0.11	0.33	33.33	4.77	---	---
		5745	0.11	0.30	36.67	4.36	---	---
		5785	0.12	0.30	40.00	3.98	---	---
		5825	0.11	0.33	33.33	4.77	---	---
11N40SISO	Ant1	5190	0.07	0.30	23.33	6.32	---	---
		5230	0.07	0.26	26.92	5.70	---	---
		5755	0.07	0.29	24.14	6.17	---	---
		5795	0.07	0.24	29.17	5.35	---	---
11AC20SISO	Ant1	5180	0.12	0.29	41.38	3.83	---	---
		5220	0.11	0.33	33.33	4.77	---	---
		5240	0.12	0.29	41.38	3.83	---	---
		5745	0.11	0.31	35.48	4.50	---	---
		5785	0.12	0.29	41.38	3.83	---	---
		5825	0.12	0.33	36.36	4.39	---	---
11AC40SISO	Ant1	5190	0.08	0.26	30.77	5.12	---	---
		5230	0.08	0.31	25.81	5.88	---	---
		5755	0.08	0.30	26.67	5.74	---	---
		5795	0.08	0.28	28.57	5.44	---	---
11AC80SISO	Ant1	5210	0.04	0.22	18.18	7.40	---	---
		5775	0.05	0.21	23.81	6.23	---	---

Test Graphs

11A_Ant1_5180
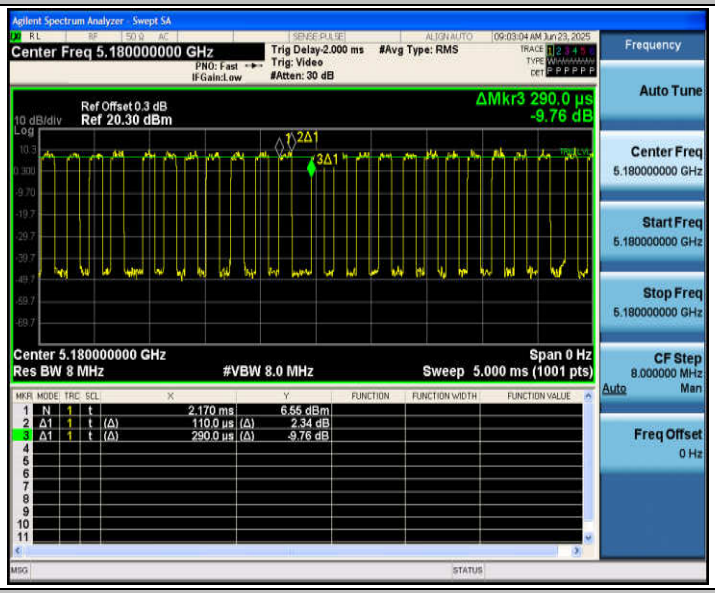
11A_Ant1_5220
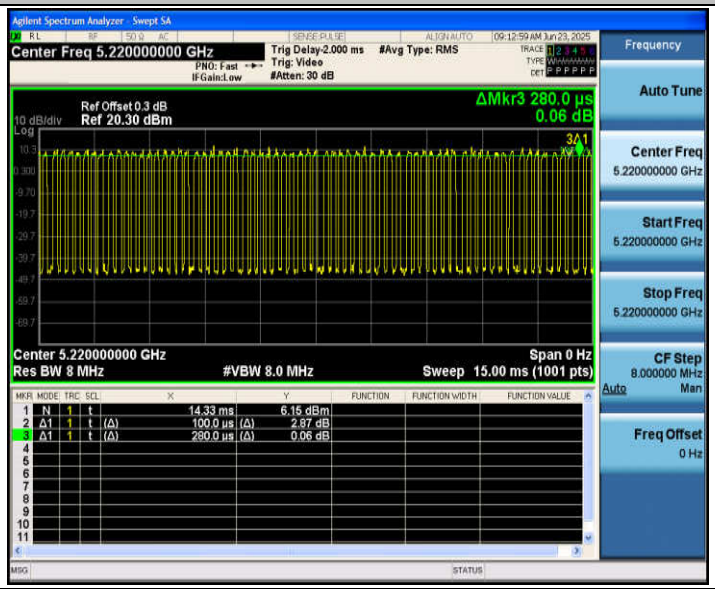
11A_Ant1_5240

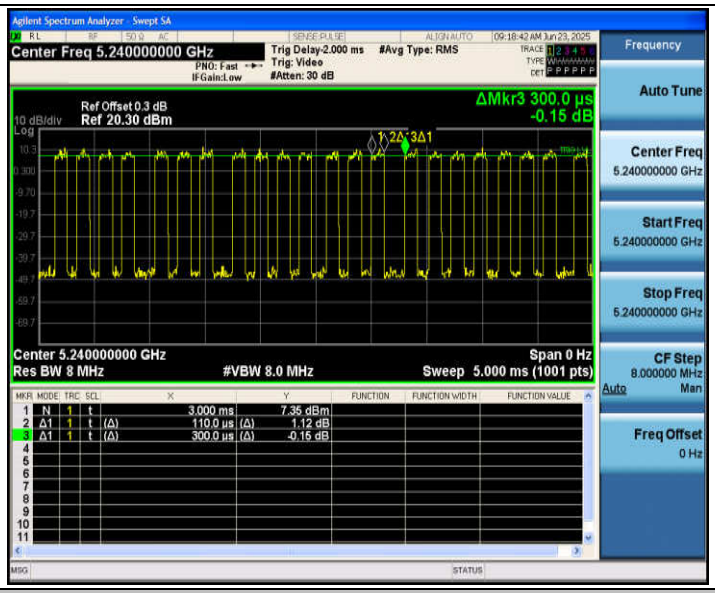

11A_Ant1_5745

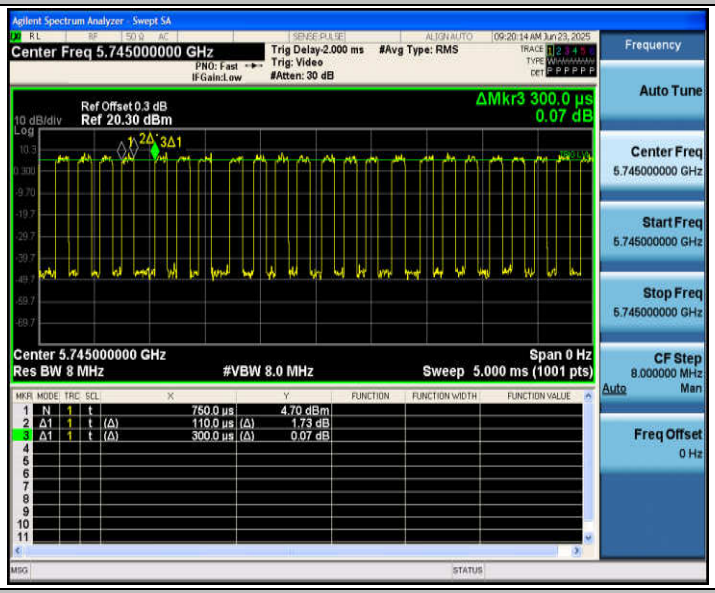

11A_Ant1_5785

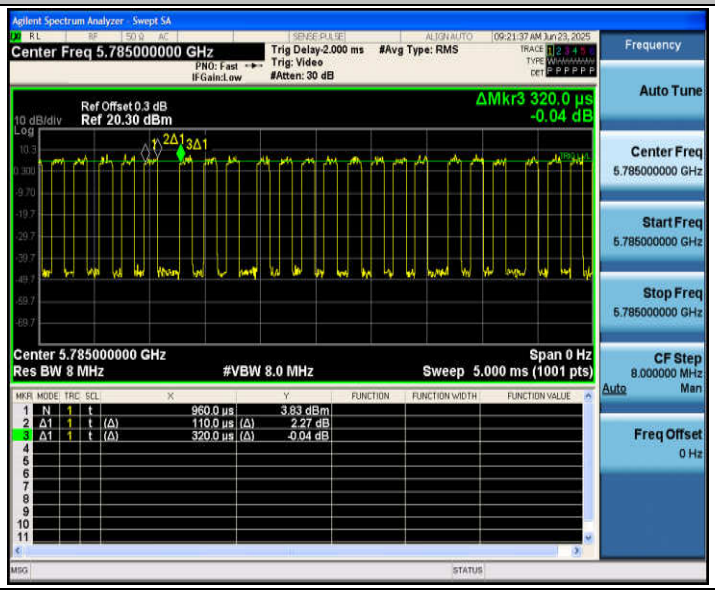

11A_Ant1_5825

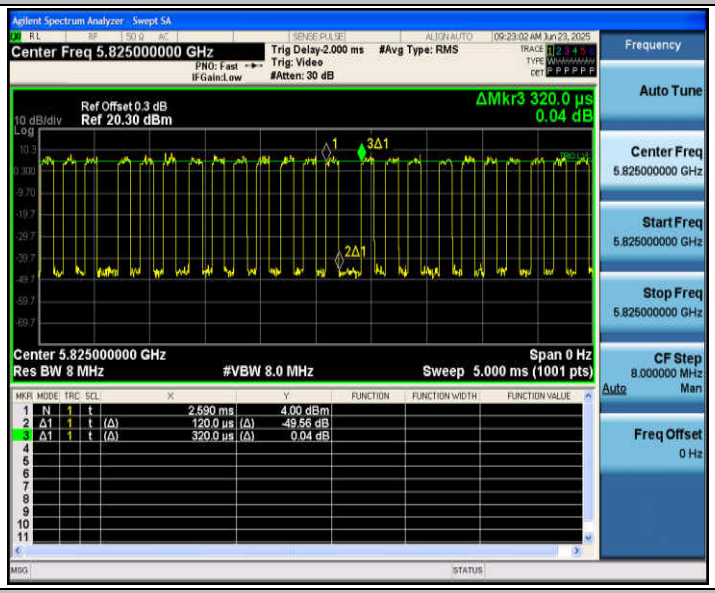

11N20SISO_Ant1_5180

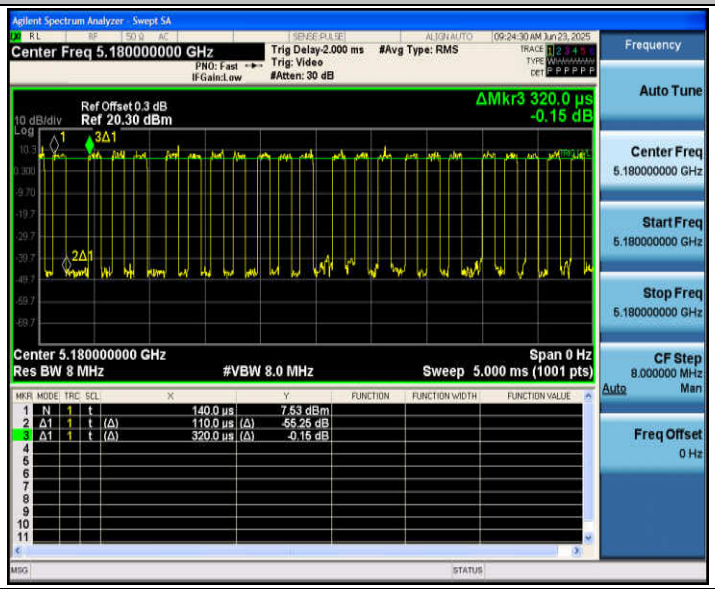

11N20SISO_Ant1_5220

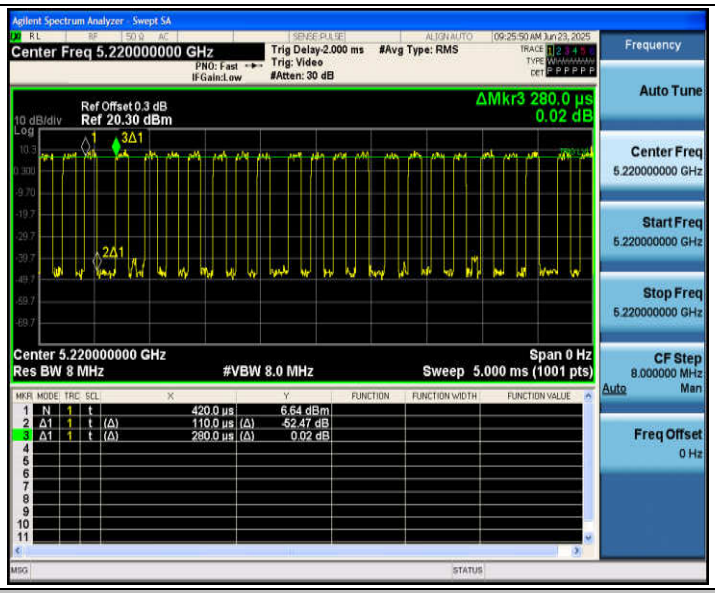

11N20SISO_Ant1_5240

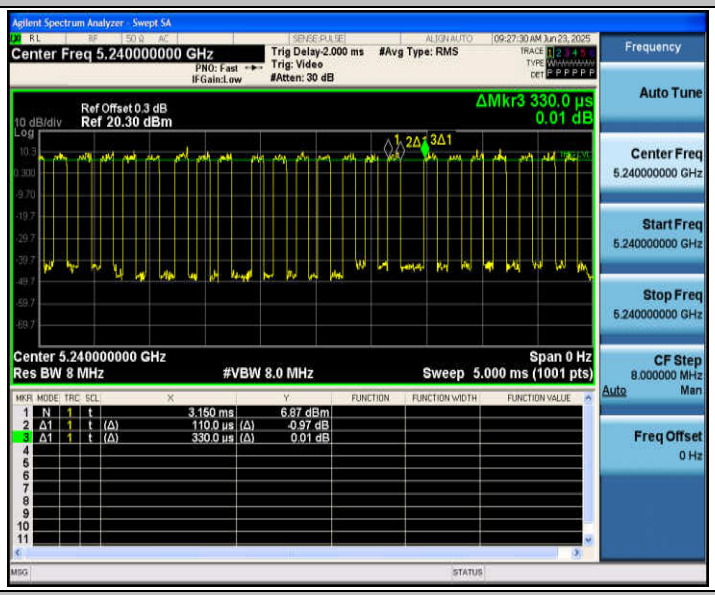

11N20SISO_Ant1_5745

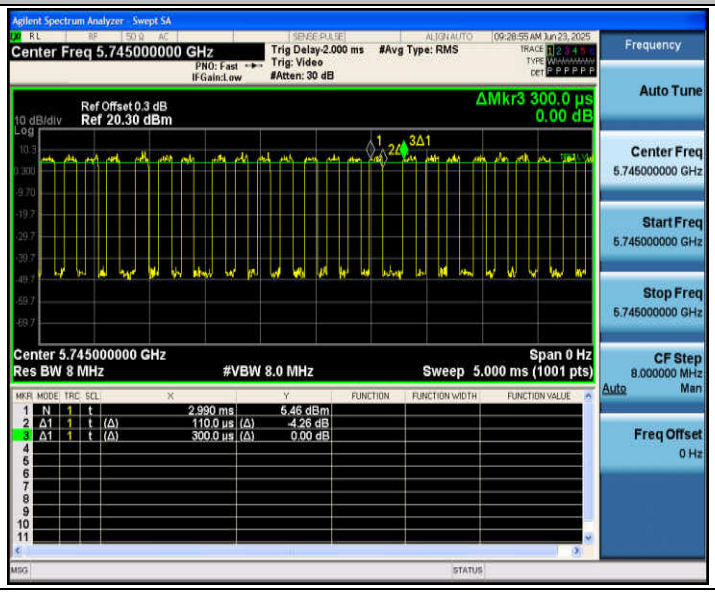

11N20SISO_Ant1_5785

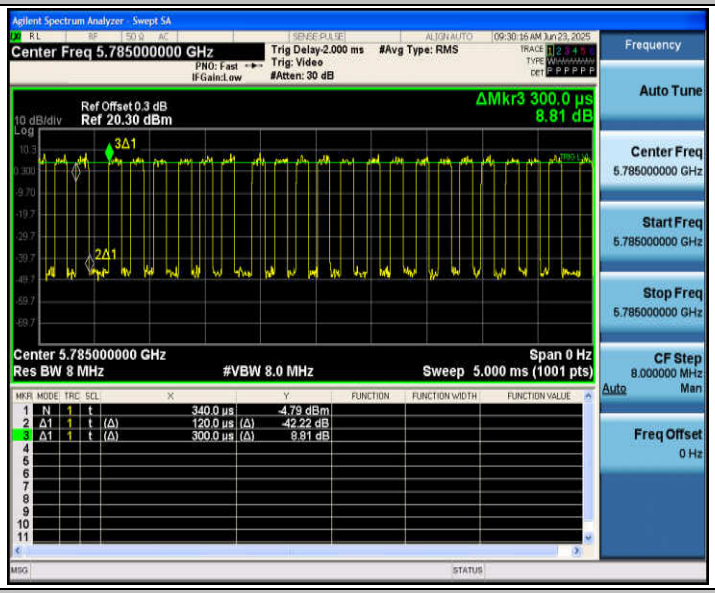

11N20SISO_Ant1_5825

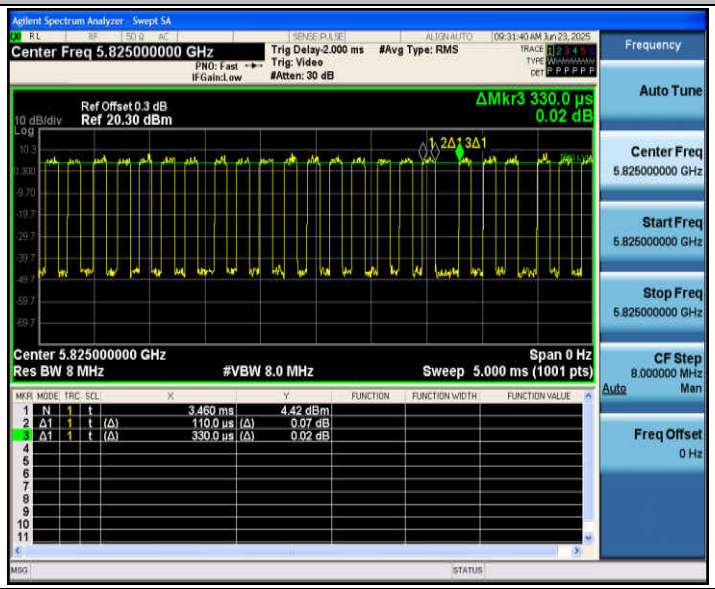

11N40SISO_Ant1_5190

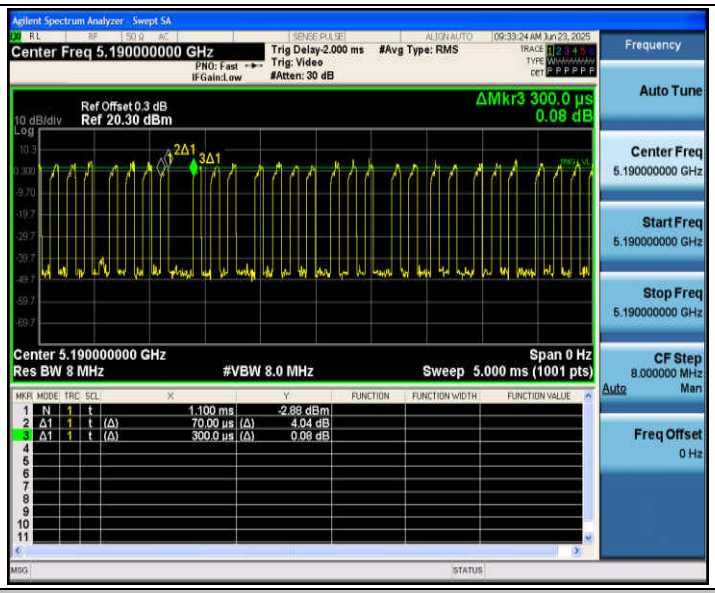

11N40SISO_Ant1_5230

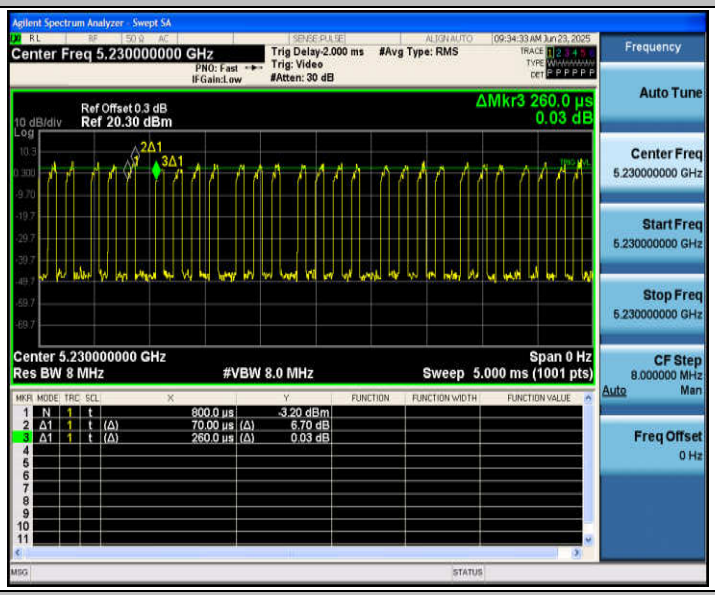
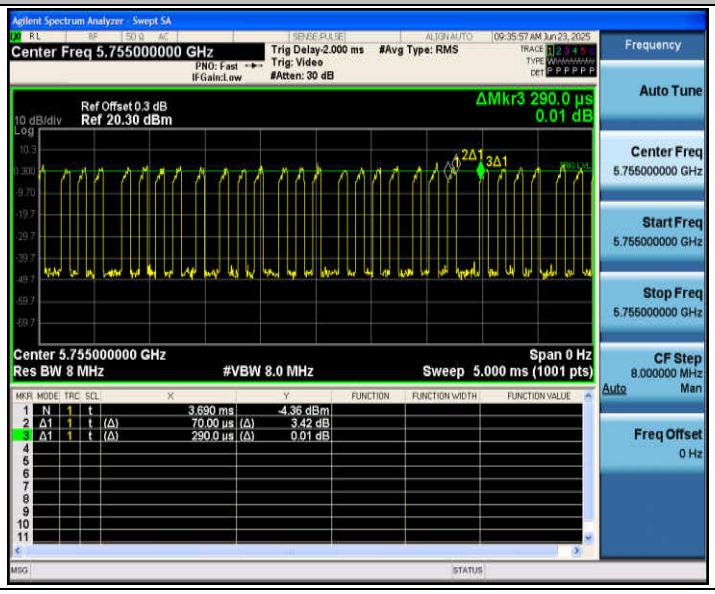
11N40SISO_Ant1_5755