smanos®

© 2017 SMANOS HOLDING LTD. All Rights Reserved.

Printed in China
Ver: MD-20-UM-ML-V1.0

smanos®

Dream Big. Live Smart.

MD-20
Pet-Friendly Motion Sensor

EN DE FR NL ES PT IT

USER MANUAL

FCC STATEMENT

1. This device complies with Part 15 of the FCC Rules. Operation is subject to the following two conditions:
(1) This device may not cause harmful interference, and
(2) This device must accept any interference received, including interference that may cause undesired operation.
2. Changes or modifications not expressly approved by the party responsible for compliance could void the user's authority to operate the equipment.

NOTE: This equipment has been tested and found to comply with the limits for a Class B digital, pursuant to Part 15 or the FCC Rules. These limits are designed to provide reasonable protection against harmful interference in a residential installation. This equipment generates, uses and can radiate radio frequency energy and, if not in stalled and used in accordance with the instructions, may casue harmful interference to radio communications, However, there is no guarantee that interference will not occur in a particular installation. If the equipment does cause harmful interference to radio or television reception, which can be determined by turning the equipment off and on, the user is encouraged to try to correct the interference by one or more of the following measures:
--- Reorient or relocate the receiving antenna.
--- Increase the separation between the equipment and receiver.
--- Connect the equipment into an outlet on a circuit different from that to which the receiver is connected.
--- Consult the dealer or an experienced radio/ TV technician for help.

Industry Canada Notice

This device complies with Industry Canada licence-exempt RSS standard(s).
1. Operation is subject to the following two conditions:
(1) this device may not cause interference, and
(2) this device must accept any interference, including interferencethat may cause undesired operation of the device."
2.Changes or modifications not expressly approved by the party responsible for compliance could void the user's authority to operate the equipment.

Avis d'Industrie Canada

Le présent appareil est conforme aux CNR d'Industrie Canada applicables aux appareils radio exempts de licence. L'exploitation est autorisée aux deux conditions suivantes : (1) l'appareil ne doit pas produire de brouillage, et (2) l'utilisateur de l'appareil doit accepter tout brouillage radioélectrique subi, même si le brouillage est susceptible d'en compromettre le fonctionnement. Cet appareil numérique ne dé passe pas les Rèlements sur l'interférence radio par un appareil num érique de classe B stipulées dans les Règlement sur l'interférence redio d'industrie Canada.

Introduction

The MD-20 Pet-Friendly Motion Sensor is a sensor that detects suspicious motion while ignoring motion from your pets under 50 lbs / 23 kg. The sensor is suitable for homes & small business/ offices. The most common placements are in livingrooms, lobbies, hallways & garages to name a few. The detection range is between 0 & 9m/0-29' straight ahead. Please keep this in mind when placing keeping in mind windows where unwanted, outside activity can be easily picked up. Also, movement of window coverings should be considered as shadows can be perceived as movement from tress blowing in the wind.

Pairing to the K1 Hub

This Motion Sensor needs to be paired (other than the MD-20 that is included with the K1 System Kit) to the K1 Hub first before use. To pair the sensor, please refer to the K1 Hub's user manual or in the K1 section of the smanos home app, press the "+" button and follow the instructions on the Accessories page to easily add your smanos MD-20 Pet Immune Motion Detector.

Product Overview

Front View

Detection Window

Rear View

Tamper Switch LED Indicator

Back Cover
(Wall Mounting Base)

Corner Mounting Bracket

LED Indicator

Blinks once: Motion detected.
Blinks once per 3 seconds: Low battery, please change the batteries.

Tamper Switch

Anti-tamper protection ensures that any attempts to remove the battery cover /mounting plate results in an alarm and push notification and possible email if selected.

Detection Range

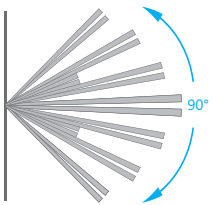

Top view

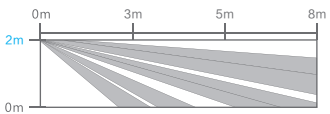

Side view

Pet-Immune Function Illustration

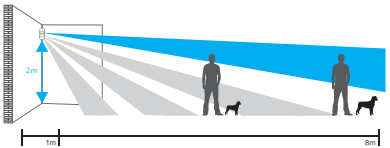

Installation

Installation Notices

An optimum mounting placement will increase the effectiveness of this Motion Sensor and reduce false alarms.

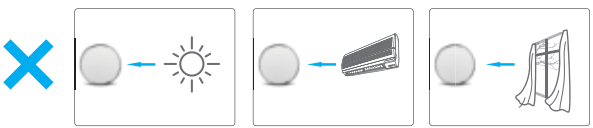

Facing direct sunlight

Near air conditioning / heat sources

Facing swimming object

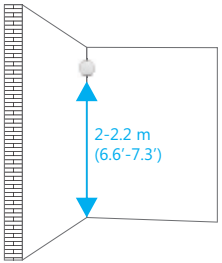

Mounted on wall or corner at a height of 2-2.2 meters (6.6'-7.3') from the floor.

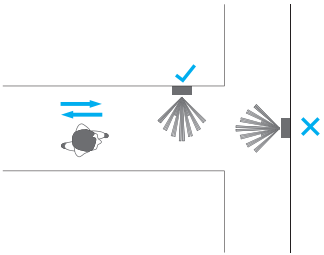

The best installation placement is when the MD-20 is facing 90°to the walking direction or pathway of any would-be intruders.

Test

Set the K1 system to Test Mode (from the K1, within the smanos home app), and then trigger the Motion Sensor by pressing the tampering switch on the back of the sensor (MD-20 mounting plate must be removed), the K1 Hub will sound 3 beeps to confirm the connection and range with K1 Hub is good.

Mounting

Important: Make sure the UP mark on the Back Cover is pointing up before mounting the MD-20 on a flat surface. Once level, mount the mounting bracket to the wall using either the double face take or the mounting screws with mollys, both of which are included in the package.

Notice: Removing the Back Cover will result in an alarm; you can disarm the alarm with the KP-20 or through your K1 app in the smanos home and then continue the installation in peace & quiet.

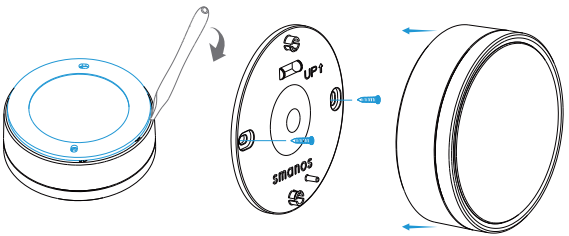

Specifications

Model: MD-20
Power: 3V CR123A Li-Mn battery x 2 pcs
Frequency: 915MHz
Wireless range: ≤ 80 m (in open area)
Operating conditions:
0-50°C/ 32° - 122°F, humidity < 90% RH (non-condensing)
Dimensions (L x W x H): 85 x 85 x 36mm / 3.35" x 3.35" x 1.42"