smanos®

© 2017 SMANOS HOLDING LTD. All Rights Reserved.

Printed in China
PA: P70-QG-ML-V1.0

smanos®

MULTILINGUAL

EN DE FR NL ES PT IT

USER MANUAL

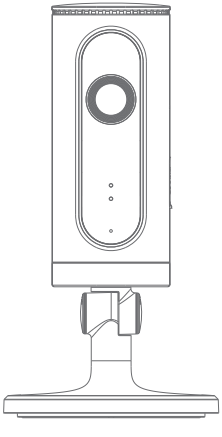

P70

HD WiFi Camera

EN

Overview

- **Front View**

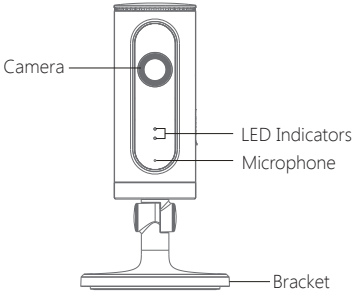

WiFi Pairing State	Red LED Indicator	Blinks once per second
Realtime View	Red LED Indicator	Blinks every 2 seconds
Searching for Network	Blue LED Indicator	Constantly Blinking
Connected to a Network	Blue LED Indicator	Solid
Privacy Mode	Red & Blue LED Indicator	Solid

- **Side View**

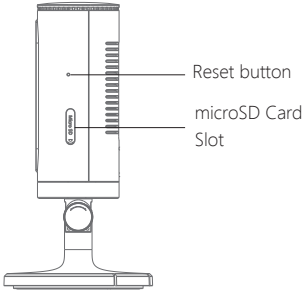

- **Back View**

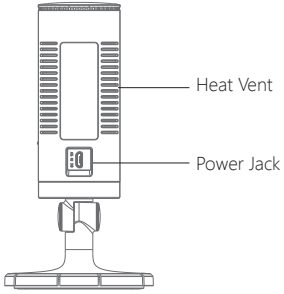

microSD Card (Not included)

Support 32GB microSD card maximum; please do not insert the card after the camera is powered on.

Note: Please format your microSD card before inserting into this slot if any file had been written in.

What is inside the box

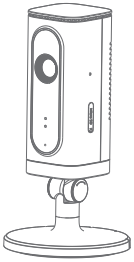

WiFi Camera×1

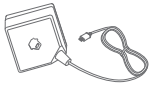

AC Adapter×1

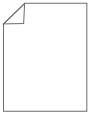

Quick guide×1

Reset Pin×1

EN

Pairing Camera with WiFi through App

Download the App by searching "P70 camera" from App Store or Google Play.

EN

Installation

Important: This camera should be placed where the WiFi signal is strong for optimal performance.

1. Separate the mounting template on the bottom of this camera from the bracket by pressing the snap as picture shows

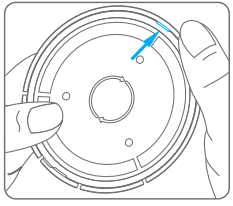

2. Mount the template on the wall by using the supplied screws

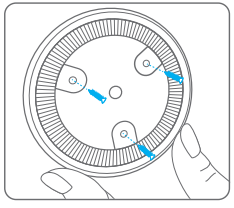

3. Push and press the bracket of the camera into the template carefully, and then adjust the angle to achieve best shooting effect

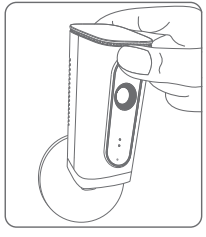

Specifications

Image sensor	Sony 1/2.9" CMOS sensor
Min. illumination	Color: 0.01Lux@ (F1.2, AGC ON) Black and white : 0.001Lux@ (F1.2, AGC ON)
Shutter time	1/50s to 1/100,000s
Lens	2.4mm F2.0
Angle of view	115°
Video compression	H.264
Bit rate	Self-adaption
Max. image resolution	1920 X 1080
Frame rate	20fps (1920 X 1080)
Storage	Built-in microSD card slot, up to 32GB
Wireless standards	IEEE802.11b/g/n
Frequency range	2.412 GHz ~ 2.462 GHz
Channel bandwidth	20/40MHz Support
Operating conditions	Temperature: 0 °C - 60 °C (32 °F - 140 °F) Humidity: < 95% (non-condensing)
Power supply	DC 5V 1A
Power consumption	5W MAX
Dimensions (L x W x H)	80 x 80 x 150 mm

FCC Warning:
Any Changes or modifications not expressly approved by the party responsible for compliance could void the user's authority to operate the equipment.
This device complies with part 15 of the FCC Rules. Operation is subject to the following two conditions: (1) This device may not cause harmful interference (2) this device must accept any interference received, including interference that may cause undesired operation.

FCC Radiation Exposure Statement:
This equipment complies with IC radiation exposure limits set forth for an uncontrolled environment .This equipment should be installed and operated with minimum distance 20cm between the radiator& your body.

IC RSS warning
This device complies with ICDC licence-exempt RSS standard (s). Operation is subject to the following two conditions: (1) this device may not cause interference, and (2) this device must accept any interference,including interference that may cause undesired operation of the device.
Le présent appareil est conforme aux CNR d'Industrie Canada applicables aux appareils radio exempts de licence. L'exploitation est autorisée aux deux conditions suivantes:
(1) l'appareil ne doit pas produire de brouillage, et
(2) l'utilisateur de l'appareil doit accepter tout brouillage radioélectrique subi, même si le brouillage est susceptible d'en compromettre le fonctionnement.

IC Radiation Exposure Statement:
This equipment complies with IC radiation exposure limits set forth for an uncontrolled environment .This equipment should be installed and operated with minimum distance 20cm between the radiator& your body. This transmitter must not be co-located or operating in conjunction with any other antenna or transmitter.
Le rayonnement de la classe b repecte IC fixaient un environnement non contrôlés.Installation et mise en œuvre de ce matériel devrait avec échangeur distance minimale entre 20 cm ton corps.Lanceurs ou ne peuvent pas coexister cette antenne ou capteurs avec d'autres.