APPLICATION CERTIFICATION FCC Part 15C
On Behalf of
Chuango Security Technology Corporation

WiFi Alarm System
Model No.: W020

FCC ID: RJY-W020

Prepared for	:	Chuango Security Technology Corporation
Address	:	6-17, Overseas Students Pioneer Park, No. 108, Jia Economic & Technological Development Zone,Fuzhou 350015,China
Prepared by	:	ACCURATE TECHNOLOGY CO., LTD
Address	:	F1, Bldg. A, Changyuan New Material Port, Keyuan Rd. Science & Industry Park, Nanshan, Shenzhen, Guangdong P.R. China Tel: (0755) 26503290 Fax: (0755) 26503396

Report Number	:	ATE20150445
Date of Test	:	Mar 11-23,2015
Date of Report	:	Mar 23,2015

TABLE OF CONTENTS

Description Page

Test Report Certification
1. GENERAL INFORMATION 5
1.1. Description of Device (EUT) 5
1.2. Carrier Frequency of Channels 6
1.3. Special Accessory and Auxiliary Equipment 6
1.4. Description of Test Facility 6
1.5. Measurement Uncertainty 7
2. MEASURING DEVICE AND TEST EQUIPMENT 8
3. OPERATION OF EUT DURING TESTING 9
3.1. Operating Mode 9
3.2. Configuration and peripherals 9
4. TEST PROCEDURES AND RESULTS 10
5. 6DB BANDWIDTH MEASUREMENT 11
5.1. Block Diagram of Test Setup 11
5.2. The Requirement For Section 15.247(a)(2) 11
5.3. EUT Configuration on Measurement 11
5.4. Operating Condition of EUT 11
5.5. Test Procedure 11
5.6. Test Result 12
6. MAXIMUM OUTPUT POWER 19
6.1. Block Diagram of Test Setup 19
6.2. The Requirement For Section 15.247(b)(3) 19
6.3. EUT Configuration on Measurement 19
6.4. Operating Condition of EUT 19
6.5. Test Procedure 19
6.6. Test Result 20
7. POWER SPECTRAL DENSITY MEASUREMENT 21
7.1. Block Diagram of Test Setup 21
7.2. The Requirement For Section 15.247(e) 21
7.3. EUT Configuration on Measurement 21
7.4. Operating Condition of EUT 21
7.5. Test Procedure 21
7.6. Test Result 22
8. BAND EDGE COMPLIANCE TEST 30
8.1. Block Diagram of Test Setup 30
8.2. The Requirement For Section 15.247(d) 30
8.3. EUT Configuration on Measurement 30
8.4. Operating Condition of EUT 30
8.5. Test Procedure 30
8.6. Test Result 31
9. RADIATED SPURIOUS EMISSION TEST 52
9.1. Block Diagram of Test Setup 52
9.2. The Limit For Section 15.247(d) 53

9.3. Restricted bands of operation 53
9.4. Configuration of EUT on Measurement 54
9.5. Operating Condition of EUT 54
9.6. Test Procedure 54
9.7. The Field Strength of Radiation Emission Measurement Results 55
10. CONDUCTED SPURIOUS EMISSION COMPLIANCE TEST 102
10.1. Block Diagram of Test Setup 102
10.2. The Requirement For Section 15.247(d) 102
10.3. EUT Configuration on Measurement 102
10.4. Operating Condition of EUT 102
10.5. Test Procedure 103
10.6. Test Result 103
11. AC POWER LINE CONDUCTED EMISSION FOR FCC PART 15 SECTION 15.207(A) 110
11.1. Block Diagram of Test Setup 110
11.2. The Emission Limit 110
11.3. Configuration of EUT on Measurement 111
11.4. Operating Condition of EUT 111
11.5. Test Procedure 111
11.6. Power Line Conducted Emission Measurement Results 111
12. ANTENNA REQUIREMENT 116
12.1. The Requirement 116
12.2. Antenna Construction 116

Test Report Certification

Applicant : Chuango Security Technology Corporation

Manufacturer : Chuango Security Technology Corporation

EUT Description : WiFi Alarm System

(A) MODEL NO.: W020

(B) SERIAL NO.: N/A

(C) POWER SUPPLY: AC 100-240V (Power by Adapter)&DC 6V (Battery)

Measurement Procedure Used:

FCC Rules and Regulations Part 15 Subpart C Section 15.247
ANSI C63.4: 2009

The EUT was tested according to DTS test procedure of Jun 05, 2014 KDB558074 D01 DTS Meas Guidance v03r02 for compliance to FCC 47CFR 15.247 requirements

The device described above is tested by ACCURATE TECHNOLOGY CO. LTD to determine the maximum emission levels emanating from the device. The maximum emission levels are compared to the FCC Part 15 Subpart C Section 15.247 limits. The measurement results are contained in this test report and ACCURATE TECHNOLOGY CO. LTD is assumed full responsibility for the accuracy and completeness of these measurements. Also, this report shows that the Equipment Under Test (EUT) is to be technically compliant with the FCC requirements.

This report applies to above tested sample only. This report shall not be reproduced in part without written approval of ACCURATE TECHNOLOGY CO. LTD.

Date of Test : Mar 11-23,2015

Date of Report: Mar 23,2015

Prepared by : Eric Zhang

(Eric Zhang, Engineer)

Approved & Authorized Signer : Sean Liu

(Sean Liu, Manager)

1. GENERAL INFORMATION

1.1.Description of Device (EUT)

EUT	:	WiFi Alarm System
Model Number	:	W020
Frequency Range	:	802.11b/g/n(20MHz): 2412-2462MHz 802.11n(40MHz): 2422-2452MHz
Number of Channels	:	802.11b/g/n (20MHz):11 802.11n (40MHz): 7
Antenna Gain	:	2dBi
Power Supply	:	AC 100-240V (Power by adapter)&DC 6V(Battery)
Adapter	:	Model number: SA-A12 Input: AC 100-240V; 50/60Hz Output: DC 12V/500mA
Modulation mode	:	DSSS,OFDM
Applicant	:	Chuango Security Technology Corporation
Address	:	6-17, Overseas Students Pioneer Park, No. 108, Jia Economic & Technological Development Zone,Fuzhou 350015,China
Manufacturer	:	Chuango Security Technology Corporation
Address	:	6-17, Overseas Students Pioneer Park, No. 108, Jia Economic & Technological Development Zone,Fuzhou 350015,China
Date of sample received	:	Mar 11, 2015
Date of Test	:	Mar 11-23,2015

1.2.Carrier Frequency of Channels

802.11b, 802.11g, 802.11n (20MHz)

Channel	Frequency(MHz)	Channel	Frequency(MHz)
01	2412	07	2442
02	2417	08	2447
03	2422	09	2452
04	2427	10	2457
05	2432	11	2462
06	2437	---	---

802.11n (40MHz)

Channel	Frequency(MHz)	Channel	Frequency(MHz)
---	---	07	2442
---	---	08	2447
03	2422	09	2452
04	2427	---	---
05	2432	---	---
06	2437	---	---

1.3.Special Accessory and Auxiliary Equipment

n.a.

1.4.Description of Test Facility

EMC Lab : Accredited by TUV Rheinland Shenzhen

Listed by FCC
The Registration Number is 752051

Listed by Industry Canada
The Registration Number is 5077A-2

Accredited by China National Accreditation Committee for Laboratories
The Certificate Registration Number is L3193

Name of Firm : ACCURATE TECHNOLOGY CO. LTD
Site Location : F1, Bldg. A, Changyuan New Material Port, Keyuan Rd. Science & Industry Park, Nanshan, Shenzhen, Guangdong P.R. China

1.5.Measurement Uncertainty

Conducted Emission Expanded Uncertainty	=	2.23dB, k=2
Radiated emission expanded uncertainty (9kHz-30MHz)	=	3.08dB, k=2
Radiated emission expanded uncertainty (30MHz-1000MHz)	=	4.42dB, k=2
Radiated emission expanded uncertainty (Above 1GHz)	=	4.06dB, k=2

2. MEASURING DEVICE AND TEST EQUIPMENT

Table 1: List of Test and Measurement Equipment

Kind of equipment	Manufacturer	Type	S/N	Calibrated dates	Cal. Interval
EMI Test Receiver	Rohde&Schwarz	ESCS30	100307	Jan. 10, 2015	One Year
EMI Test Receiver	Rohde&Schwarz	ESPI3	101526/003	Jan. 10, 2015	One Year
Spectrum Analyzer	Agilent	E7405A	MY45115511	Jan. 10, 2015	One Year
Pre-Amplifier	Rohde&Schwarz	CBLU1183540-01	3791	Jan. 10, 2015	One Year
Loop Antenna	Schwarzbeck	FMZB1516	1516131	Jan. 15, 2015	One Year
Bilog Antenna	Schwarzbeck	VULB9163	9163-323	Jan. 15, 2015	One Year
Horn Antenna	Schwarzbeck	BBHA9120D	9120D-655	Jan. 15, 2015	One Year
Horn Antenna	Schwarzbeck	BBHA9120D	9120D-1067	Jan. 15, 2015	One Year
LISN	Rohde&Schwarz	ESH3-Z5	100305	Jan. 10, 2015	One Year
LISN	Schwarzbeck	NSLK8126	8126431	Jan. 10, 2015	One Year
Highpass Filter	Wainwright Instruments	WHKX3.6/18G-10SS	N/A	Jan. 10, 2015	One Year
Band Reject Filter	Wainwright Instruments	WRCG2400/2485-2375/2510-60/11SS	N/A	Jan. 10, 2015	One Year
Switch Unit with OSP-B157	Rohde & Schwarz	OSP120	101130	Jun. 05, 2014	One Year

3. OPERATION OF EUT DURING TESTING

3.1.Operating Mode

The mode is used: **1.802.11b Transmitting mode**
Low Channel: 2412MHz
Middle Channel: 2437MHz
High Channel: 2462MHz

2.802.11g Transmitting mode
Low Channel: 2412MHz
Middle Channel: 2437MHz
High Channel: 2462MHz

3.802.11n (20MHz) Transmitting mode
Low Channel: 2412MHz
Middle Channel: 2437MHz
High Channel: 2462MHz

4.802.11n (40MHz) Transmitting mode
Low Channel: 2422MHz
Middle Channel: 2437MHz
High Channel: 2452MHz
5. Charging

3.2.Configuration and peripherals

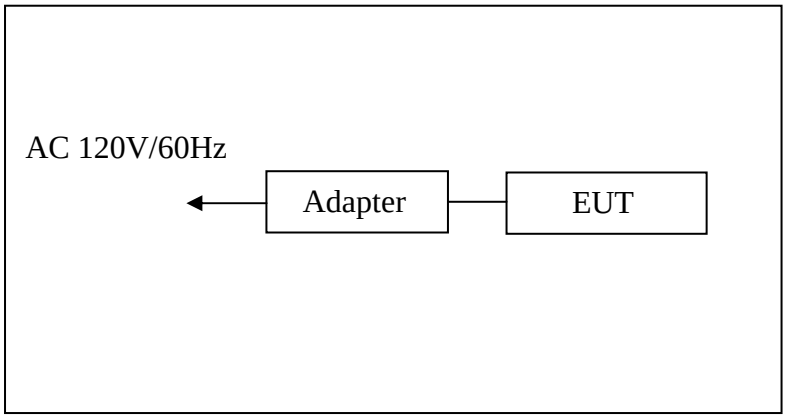

4. TEST PROCEDURES AND RESULTS

FCC Rules	Description of Test	Result
Section 15.247(a)(2)	6dB Bandwidth Test	Compliant
Section 15.247(e)	Power Spectral Density Test	Compliant
Section 15.247(b)(3)	Maximum Peak Output Power Test	Compliant
Section 15.247(d)	Band Edge Compliance Test	Compliant
Section 15.247(d) Section 15.209	Radiated Spurious Emission Test	Compliant
Section 15.247(d)	Conducted Spurious Emission Test	Compliant
Section 15.207	AC Power Line Conducted Emission Test	Compliant
Section 15.203	Antenna Requirement	Compliant

5. 6DB BANDWIDTH MEASUREMENT

5.1.Block Diagram of Test Setup

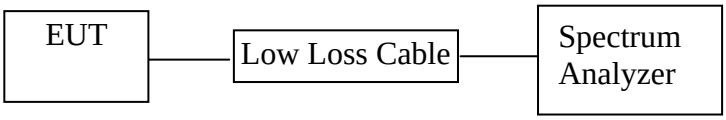

5.2.The Requirement For Section 15.247(a)(2)

Section 15.247(a)(2): Systems using digital modulation techniques may operate in the 902-928MHz, 2400-2483.5MHz, and 5725-5850MHz bands. The minimum 6 dB bandwidth shall be at least 500 kHz.

5.3.EUT Configuration on Measurement

The equipment are installed on the emission measurement to meet the commission requirements and operating regulations in a manner which tends to maximize its emission characteristics in normal application.

5.4.Operating Condition of EUT

5.4.1.Setup the EUT and simulator as shown as Section 5.1.

5.4.2.Turn on the power of all equipment.

5.4.3.Let the EUT work in TX modes measure it. The transmit frequency are 2412-2462 and 2422-2452MHz. We select 2412MHz, 2437MHz, 2462MHz and 2422MHz, 2437MHz, 2452MHz TX frequency to transmit.

5.5.Test Procedure

1. Set resolution bandwidth (RBW) = 100 kHz.
2. Set the video bandwidth (VBW) ⩾ 3 x RBW.
3. Detector = Peak.
4. Trace mode = max hold.
5. Sweep = auto couple.
6. Allow the trace to stabilize.
7. Measure the maximum width of the emission that is constrained by the frequencies associated with the two outermost amplitude points (upper and lower) that are attenuated by 6 dB relative to the maximum level measured in the fundamental emission.

5.6.Test Result

The test was performed with 802.11b			
Channel	Frequency (MHz)	6dB Bandwidth (MHz)	Limit (MHz)
Low	2412	10.12	> 0.5MHz
Middle	2437	10.12	> 0.5MHz
High	2462	10.12	> 0.5MHz

The test was performed with 802.11g			
Channel	Frequency (MHz)	6dB Bandwidth (MHz)	Limit (MHz)
Low	2412	16.60	> 0.5MHz
Middle	2437	16.60	> 0.5MHz
High	2462	16.60	> 0.5MHz

The test was performed with 802.11n (Bandwidth: 20 MHz)			
Channel	Frequency (MHz)	6dB Bandwidth (MHz)	Limit (MHz)
Low	2412	17.88	> 0.5MHz
Middle	2437	17.88	> 0.5MHz
High	2462	17.88	> 0.5MHz

The test was performed with 802.11n (Bandwidth: 40 MHz)			
Channel	Frequency (MHz)	6dB Bandwidth (MHz)	Limit (MHz)
Low	2422	36.56	> 0.5MHz
Middle	2437	36.56	> 0.5MHz
High	2452	36.56	> 0.5MHz

The spectrum analyzer plots are attached as below.

802.11b Channel Low 2412MHz

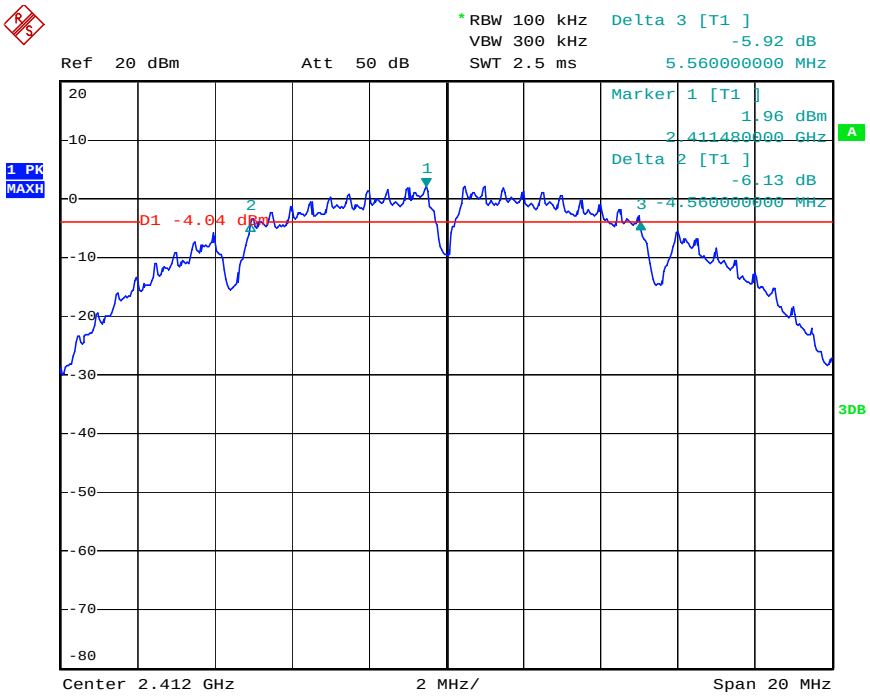

802.11b Channel Middle 2437MHz

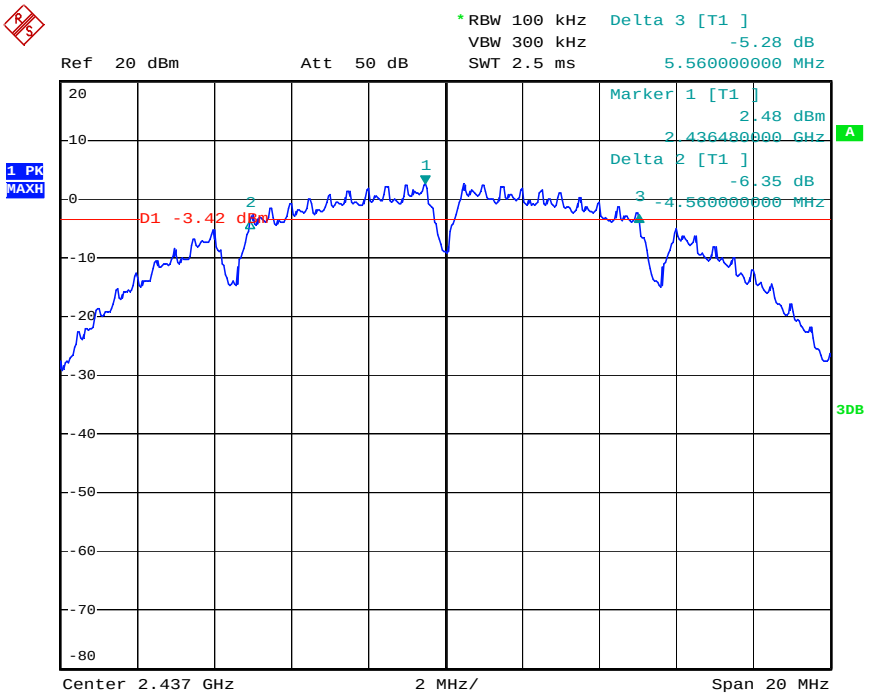

802.11b Channel High 2462MHz

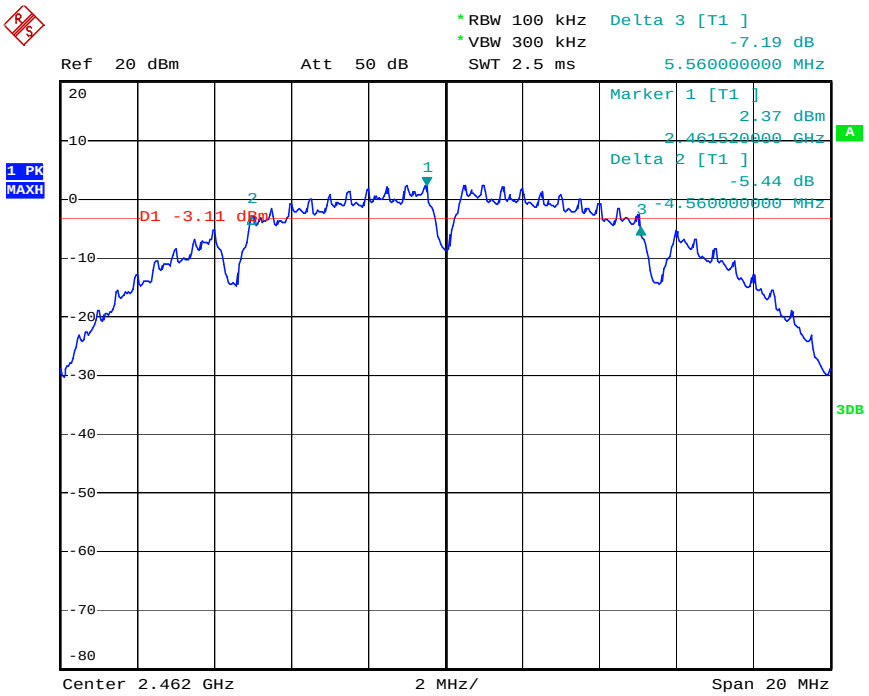

802.11g Channel Low 2412MHz

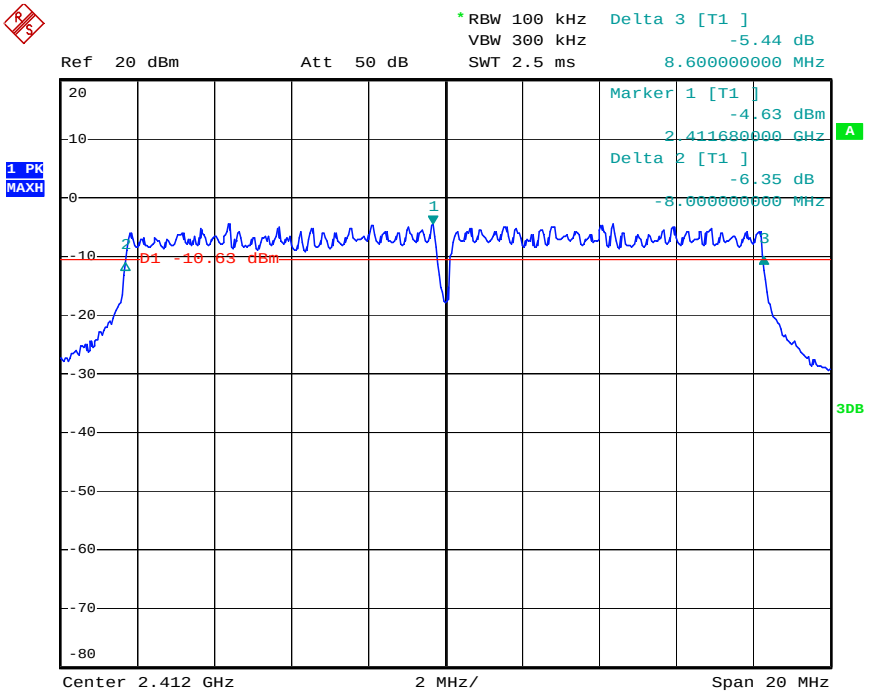

802.11g Channel Middle 2437MHz

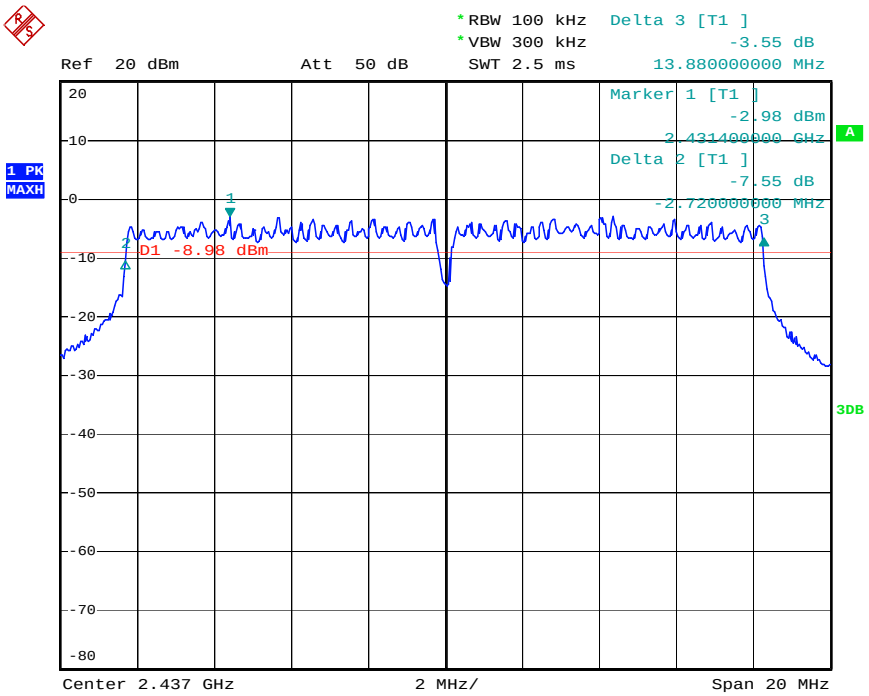

802.11g Channel High 2462MHz

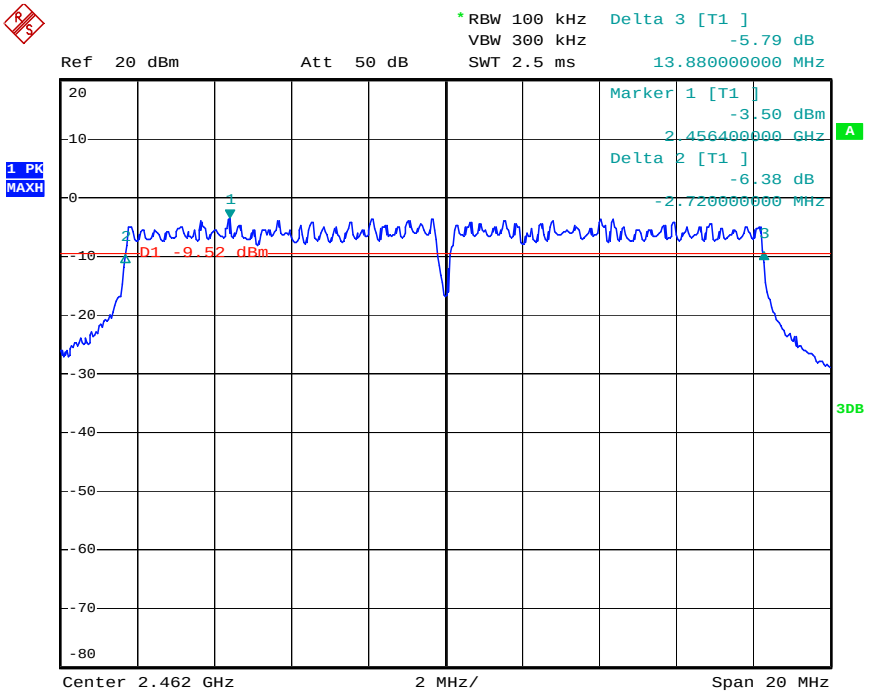

802.11n Channel Low 2412MHz (20MHz)

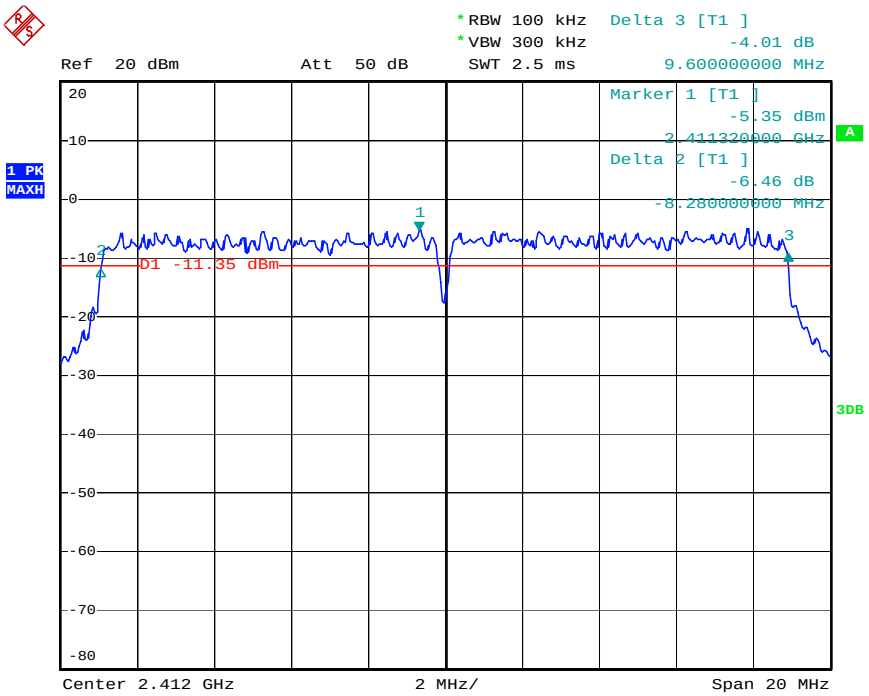

802.11n Channel Middle 2437MHz(20MHz)

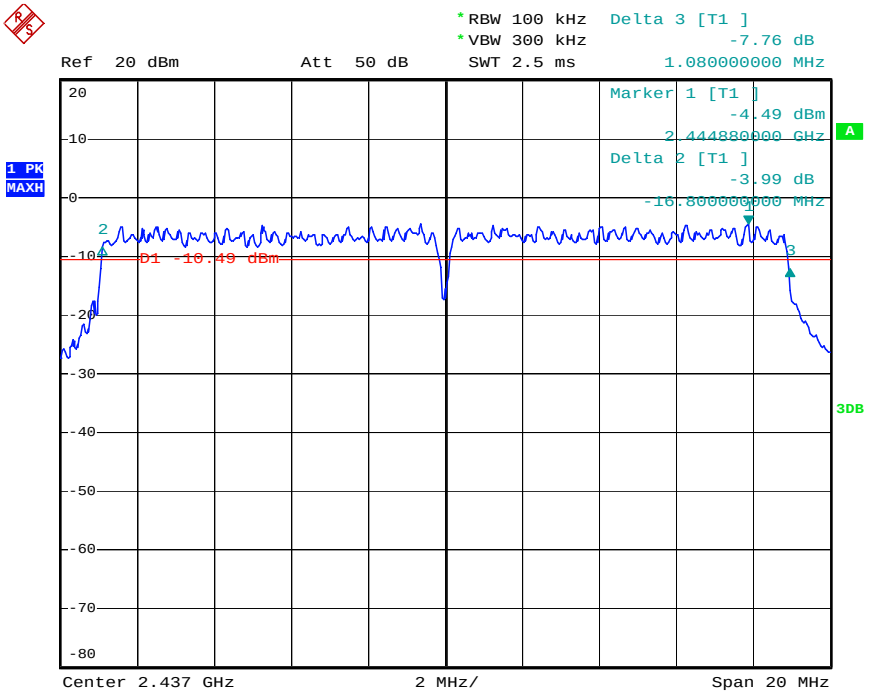

802.11n Channel High 2462MHz(20MHz)

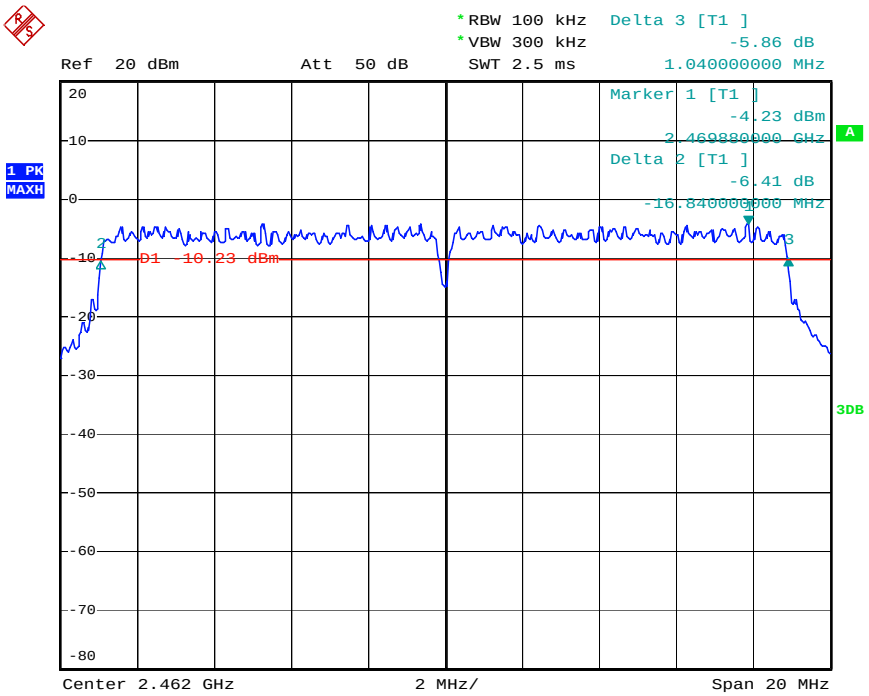

802.11n Channel Low 2422MHz (40MHz)

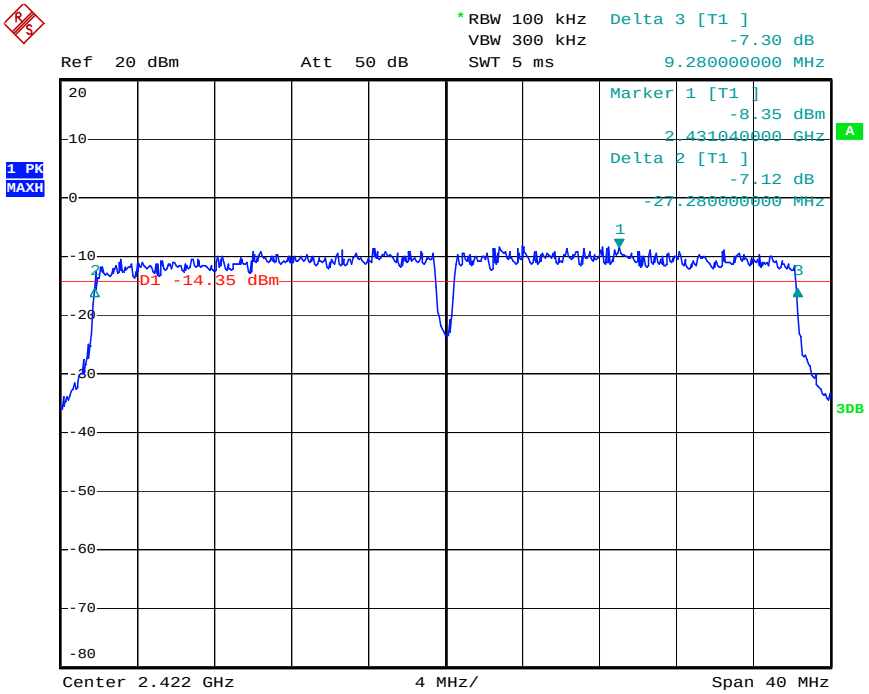

802.11n Channel Middle 2437MHz(40MHz)

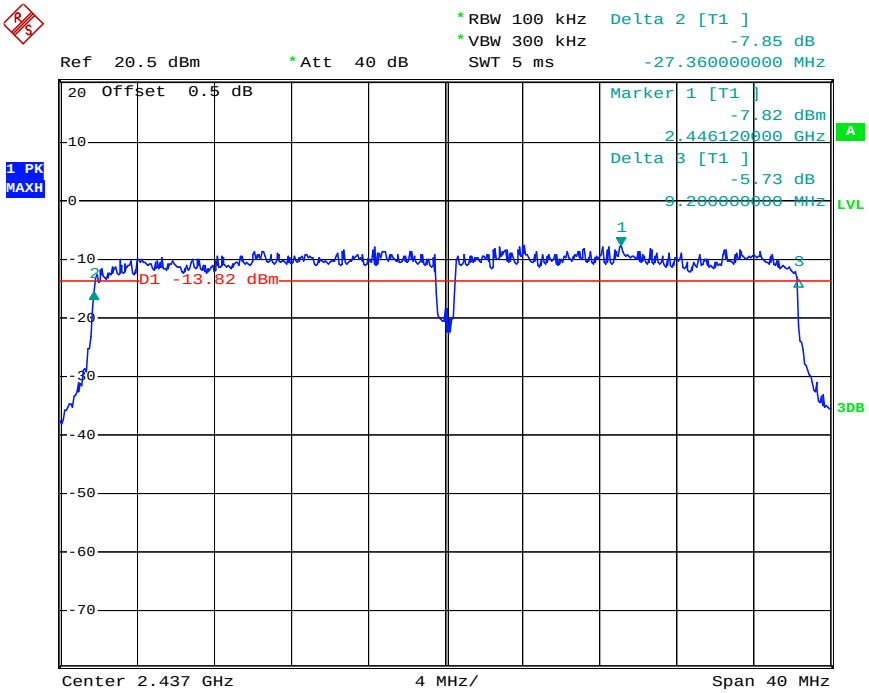

802.11n Channel High 2452MHz(40MHz)

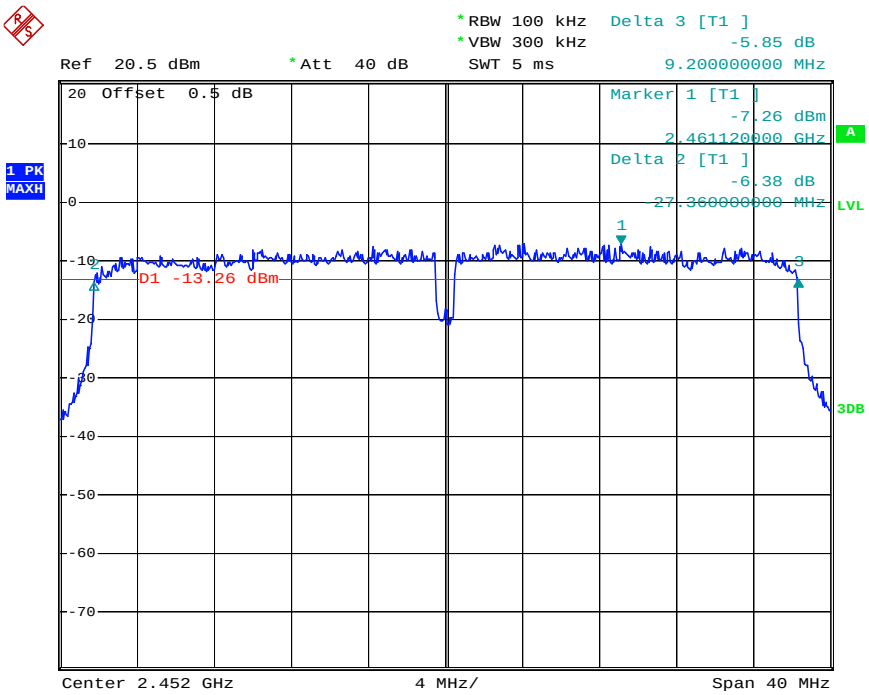

6. MAXIMUM OUTPUT POWER

6.1.Block Diagram of Test Setup

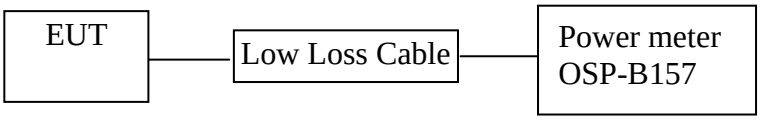

6.2.The Requirement For Section 15.247(b)(3)

Section 15.247(b)(3): For systems using digital modulation in the 902-928MHz, 2400-2483.5MHz, and 5725-5850MHz bands: 1 Watt.

6.3.EUT Configuration on Measurement

The equipment are installed on the emission Measurement to meet the commission requirements and operating regulations in a manner which tends to maximize its emission characteristics in normal application.

6.4.Operating Condition of EUT

6.4.1.Setup the EUT and simulator as shown as Section 6.1.

6.4.2.Turn on the power of all equipment.

6.4.3.Let the EUT work in TX modes measure it. The transmit frequency are 2412-2462 and 2422-2452MHz. We select 2412MHz, 2437MHz, 2462MHz and 2422MHz, 2437MHz, 2452MHz TX frequency to transmit.

6.5.Test Procedure

6.5.1.The EUT was tested according to DTS test procedure of Jun 05, 2014 KDB558074 D01 DTS Meas Guidance v03r02 for compliance to FCC 47CFR 15.247 requirements.

6.5.2.The transmitter output was connected to the power meter through a low loss cable.

6.5.3.Measurement the maximum Peak output power.

6.6.Test Result

The test was performed with 802.11b				
Channel	Frequency (MHz)	Peak Output Power(dBm)	Peak Output Power(mW)	Limits dBm / W
Low	2412	9.11	8.15	30 dBm / 1 W
Middle	2437	9.27	8.45	30 dBm / 1 W
High	2462	9.30	8.51	30 dBm / 1 W

The test was performed with 802.11g				
Channel	Frequency (MHz)	Peak Output Power(dBm)	Peak Output Power(mW)	Limits dBm / W
Low	2412	8.14	6.52	30 dBm / 1 W
Middle	2437	8.33	6.81	30 dBm / 1 W
High	2462	8.47	7.03	30 dBm / 1 W

The test was performed with 802.11n (20MHz)				
Channel	Frequency (MHz)	Peak Output Power(dBm)	Peak Output Power(mW)	Limits dBm / W
Low	2412	7.07	5.09	30 dBm / 1 W
Middle	2437	7.24	5.30	30 dBm / 1 W
High	2462	7.63	5.79	30 dBm / 1 W

The test was performed with 802.11n (40MHz)				
Channel	Frequency (MHz)	Peak Output Power(dBm)	Peak Output Power(mW)	Limits dBm / W
Low	2422	5.63	3.66	30 dBm / 1 W
Middle	2437	5.88	3.87	30 dBm / 1 W
High	2452	6.08	4.06	30 dBm / 1 W

7. POWER SPECTRAL DENSITY MEASUREMENT

7.1.Block Diagram of Test Setup

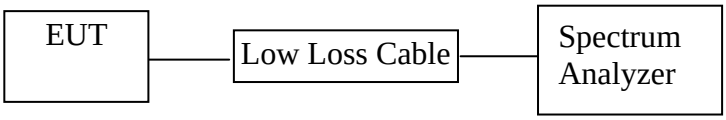

7.2.The Requirement For Section 15.247(e)

Section 15.247(e): For digitally modulated systems, the power spectral density conducted from the intentional radiator to the antenna shall not be greater than 8 dBm in any 3 kHz band during any time interval of continuous transmission.

7.3.EUT Configuration on Measurement

The equipment are installed on the emission Measurement to meet the commission requirements and operating regulations in a manner which tends to maximize its emission characteristics in normal application.

7.4.Operating Condition of EUT

7.4.1.Setup the EUT and simulator as shown as Section 7.1.

7.4.2.Turn on the power of all equipment.

7.4.3.Let the EUT work in TX modes measure it. The transmit frequency are 2412-2462 and 2422-2452MHz. We select 2412MHz, 2437MHz, 2462MHz and 2422MHz, 2437MHz, 2452MHz TX frequency to transmit.

7.5.Test Procedure

7.5.1.The transmitter output was connected to the spectrum analyzer through a low loss cable.

7.5.2.Measurement Procedure PKPSD:

This procedure must be used if maximum peak conducted output power was used to demonstrate compliance to the fundamental output power limit, and is optional if the maximum (average) conducted output power was used to demonstrate compliance.

1. Set analyzer center frequency to DTS channel center frequency.
2. Set the span to 1.5 times the DTS channel bandwidth.

3. Set the RBW 3 kHz ≤ RBW ≤ 100 kHz.
4. Set the VBW ≥ 3 x RBW.
5. Detector = peak.
6. Sweep time = auto couple.
7. Trace mode = max hold.
8. Allow trace to fully stabilize.
9. Use the peak marker function to determine the maximum amplitude level.
10. If measured value exceeds limit, reduce RBW (no less than 3 kHz) and repeat.

7.5.3.Measurement the maximum power spectral density.

7.6.Test Result

The test was performed with 802.11b			
Channel	Frequency (MHz)	Power Spectral Density (dBm)	Limits (dBm)
Low	2412	-19.74	8 dBm
Middle	2437	-19.35	8 dBm
High	2462	-19.18	8 dBm

The test was performed with 802.11g			
Channel	Frequency (MHz)	Power Spectral Density (dBm)	Limits (dBm)
Low	2412	-19.99	8 dBm
Middle	2437	-20.00	8 dBm
High	2462	-19.91	8 dBm

The test was performed with 802.11n (20MHz)			
Channel	Frequency (MHz)	Power Spectral Density (dBm)	Limits (dBm)
Low	2412	-20.18	8 dBm
Middle	2437	-20.27	8 dBm
High	2462	-19.94	8 dBm

The test was performed with 802.11n (40MHz)			
Channel	Frequency (MHz)	Power Spectral Density (dBm)	Limits (dBm)
Low	2422	-22.66	8 dBm
Middle	2437	-22.72	8 dBm
High	2452	-22.44	8 dBm

The spectrum analyzer plots are attached as below.

802.11b Channel Low 2412MHz

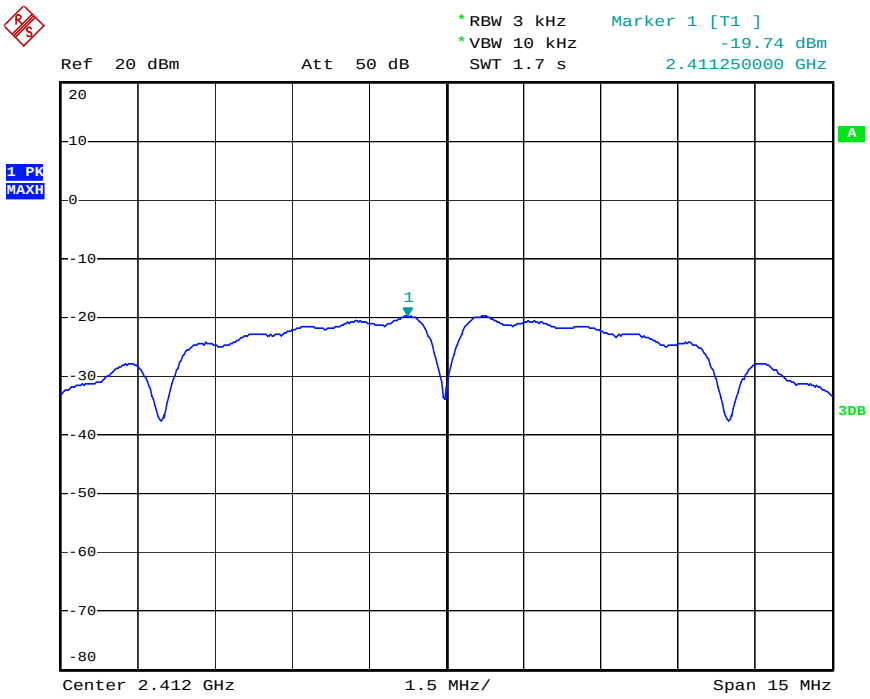

802.11b Channel Middle 2437MHz

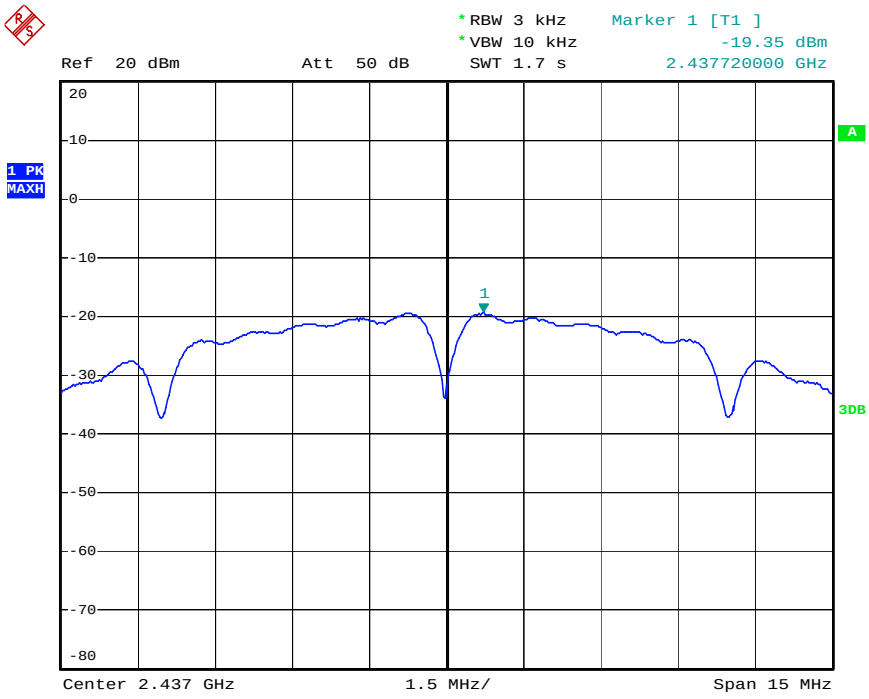

802.11b Channel High 2462MHz

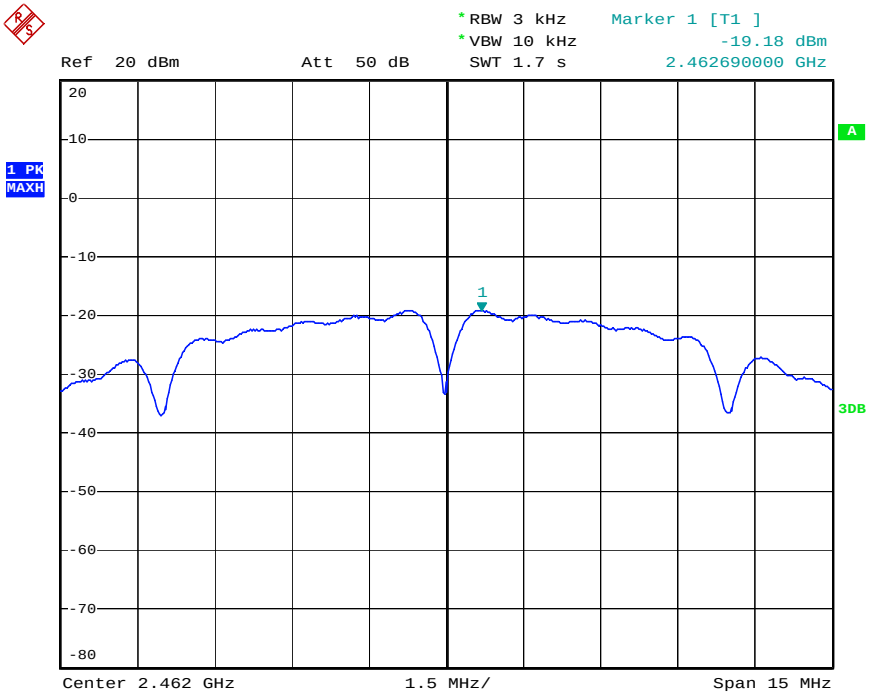

802.11g Channel Low 2412MHz

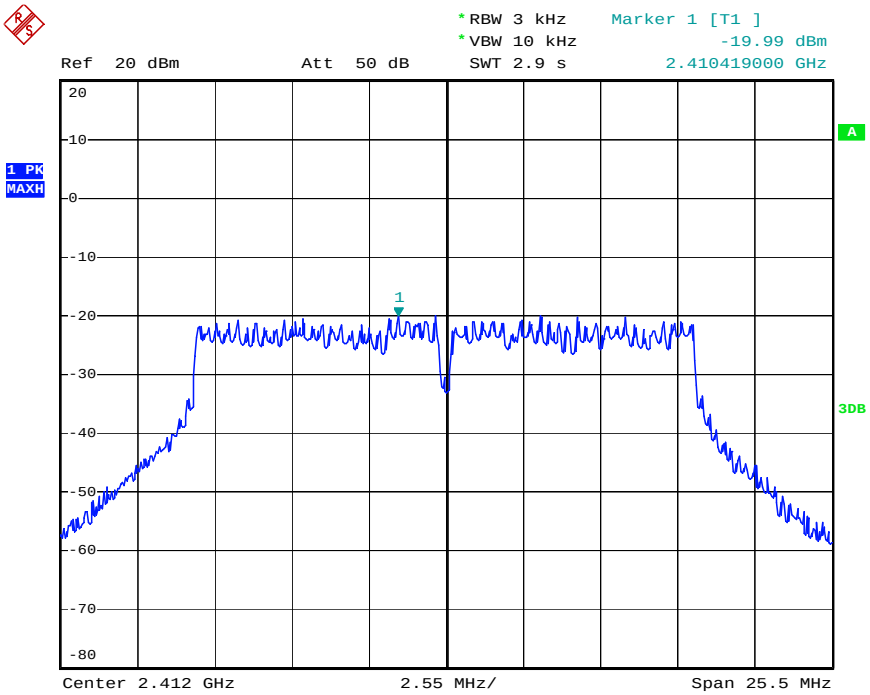

802.11g Channel Middle 2437MHz

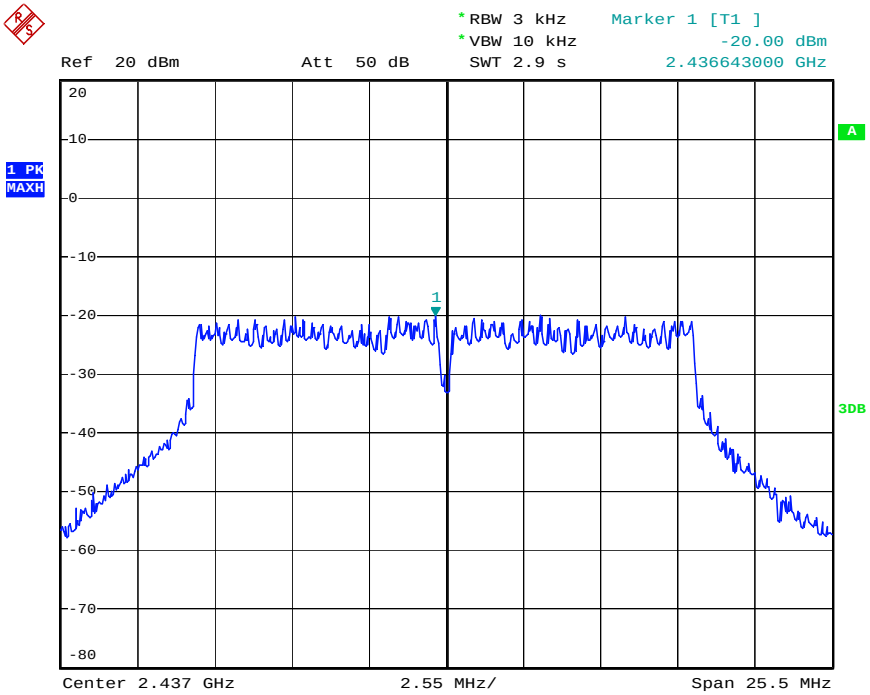

802.11g Channel High 2462MHz

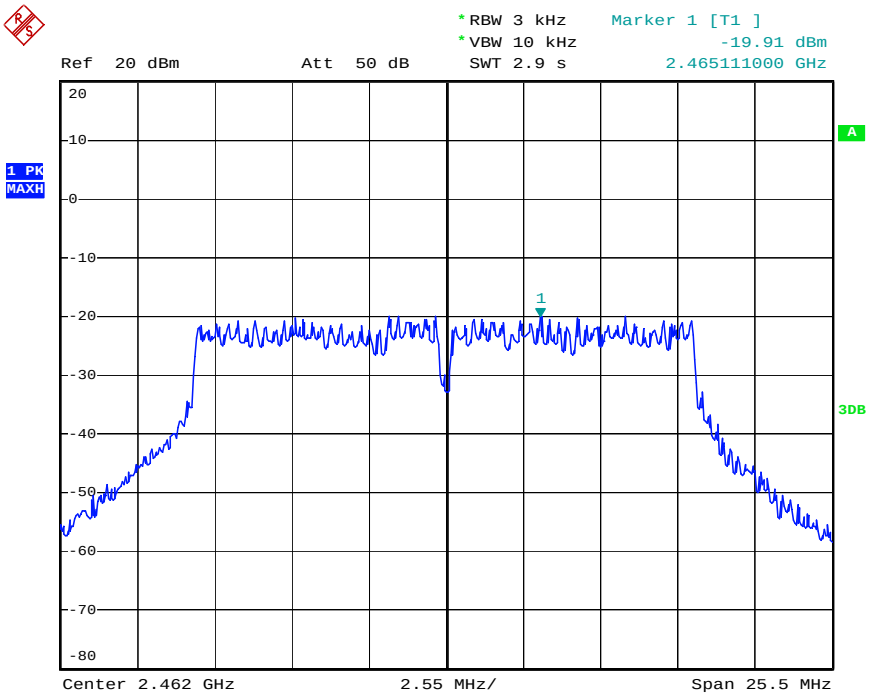

802.11n Channel Low 2412MHz (20MHz)

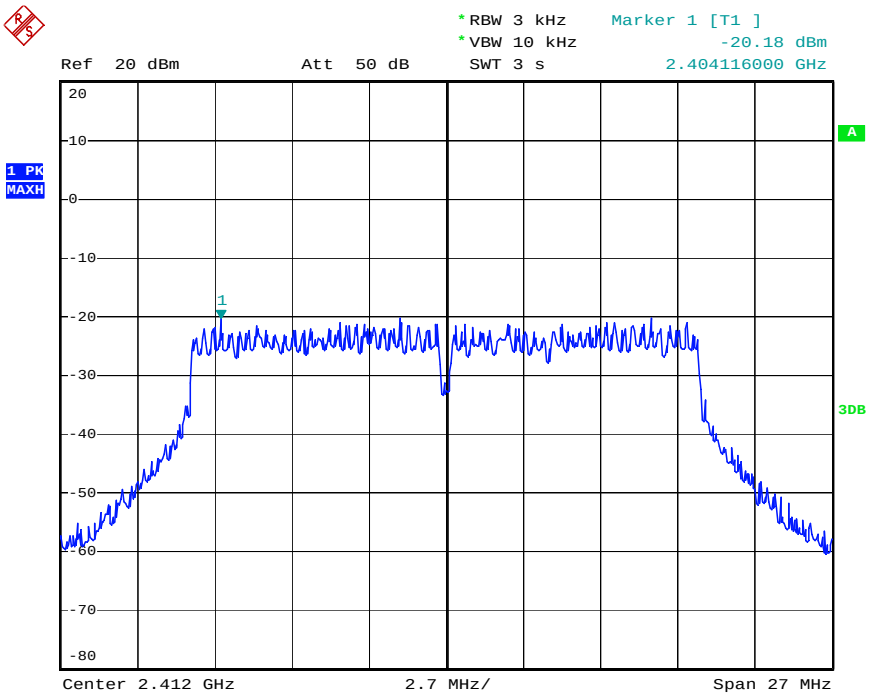

802.11n Channel Middle 2437MHz (20MHz)

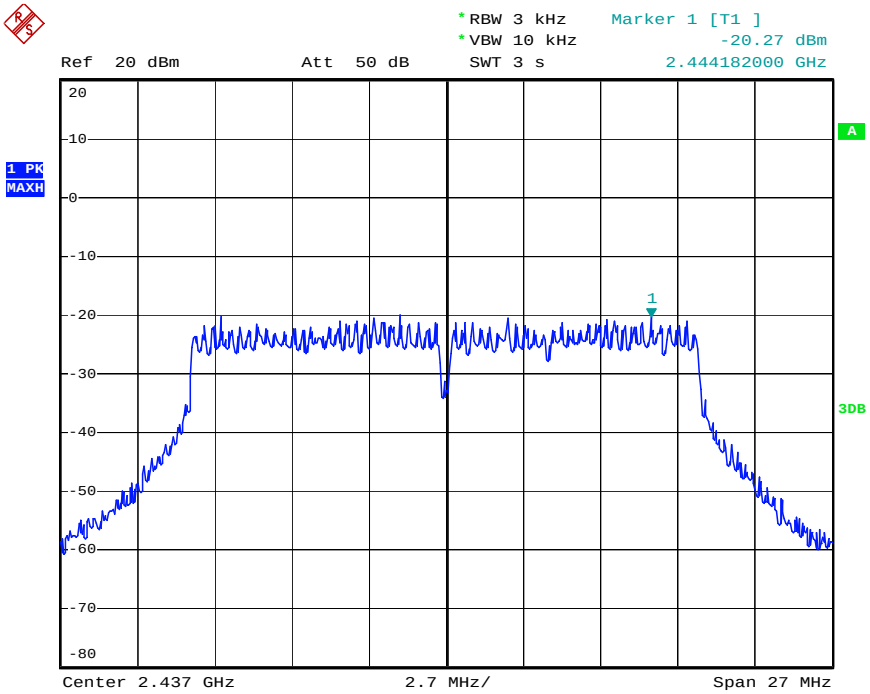

802.11n Channel High 2462MHz(20MHz)

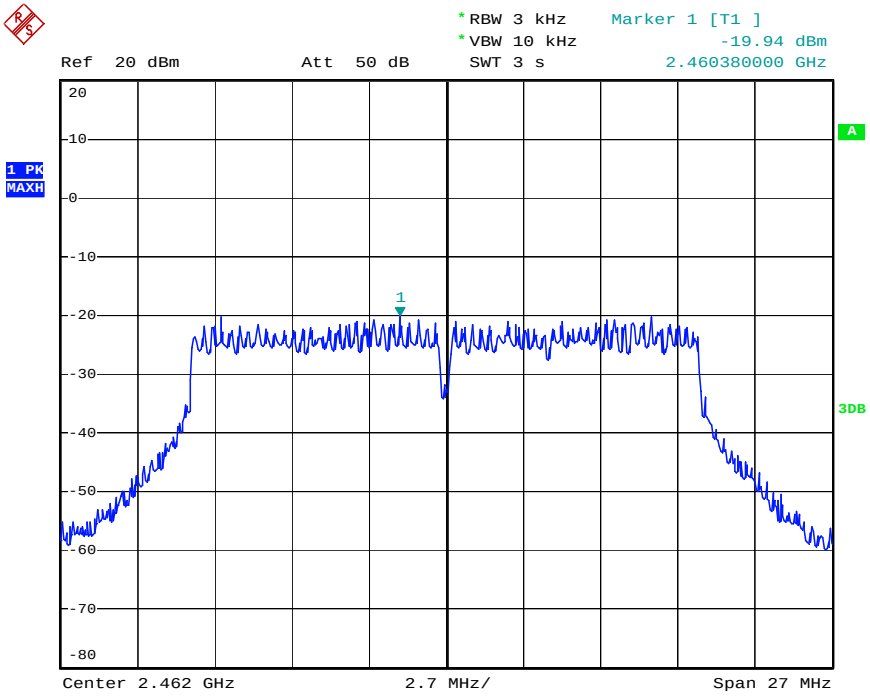

802.11n Channel Low 2422MHz (40MHz)

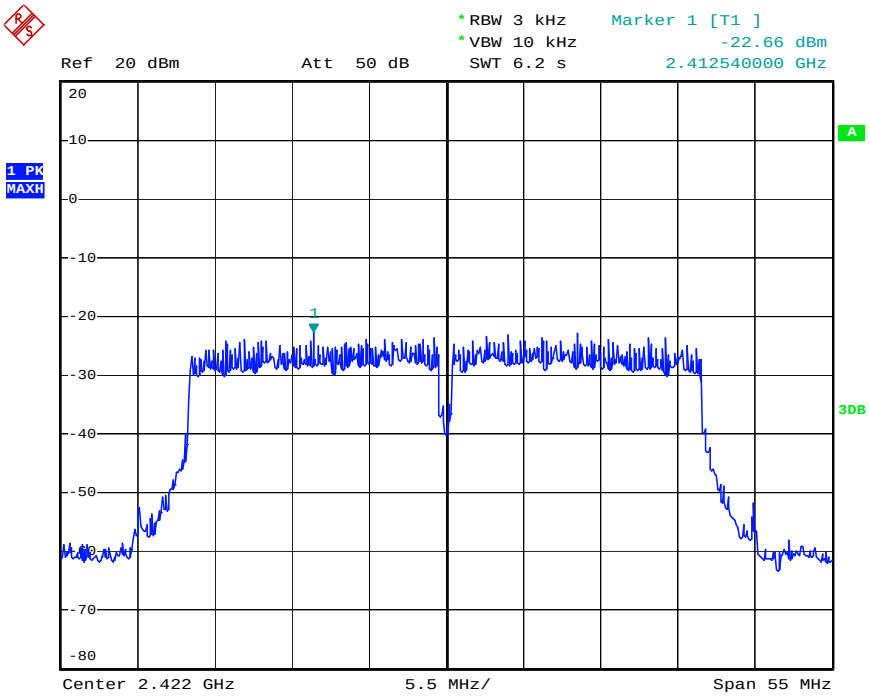

802.11n Channel Middle 2437MHz(40MHz)

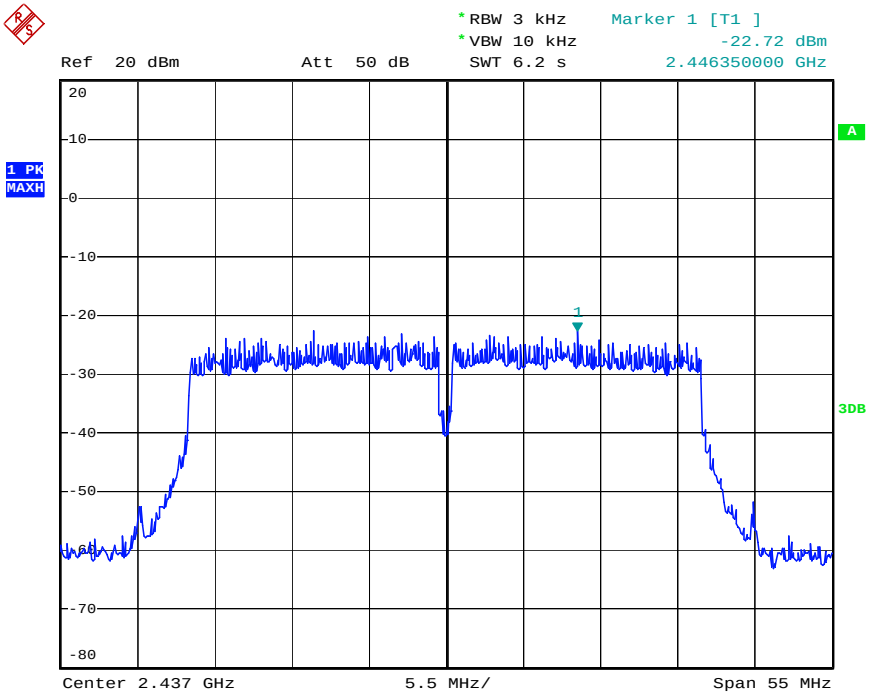

802.11n Channel High 2452MHz(40MHz)

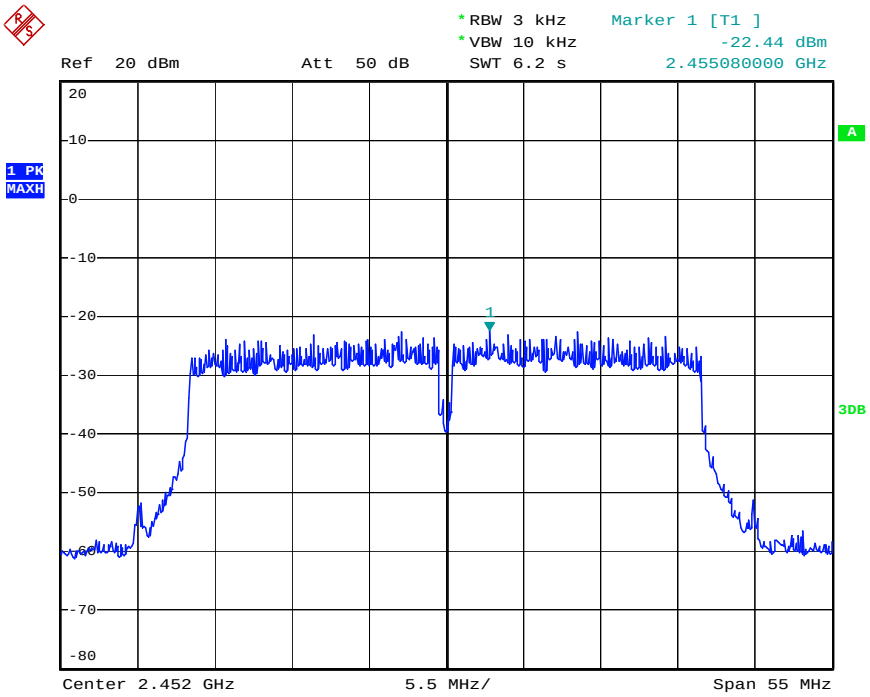

8. BAND EDGE COMPLIANCE TEST

8.1.Block Diagram of Test Setup

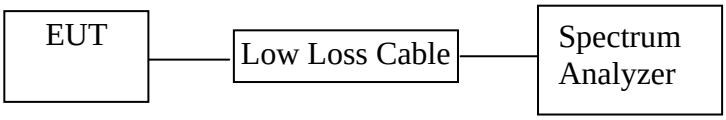

8.2.The Requirement For Section 15.247(d)

Section 15.247(d): In any 100 kHz bandwidth outside the frequency band in which the spread spectrum or digitally modulated intentional radiator is operating, the radio frequency power that is produced by the intentional radiator shall be at least 20 dB below that in the 100 kHz bandwidth within the band that contains the highest level of the desired power, based on either an RF conducted or a radiated measurement, provided the transmitter demonstrates compliance with the peak conducted power limits. If the transmitter complies with the conducted power limits based on the use of RMS averaging over a time interval, as permitted under paragraph (b)(3) of this section, the attenuation required under this paragraph shall be 30 dB instead of 20 dB. Attenuation below the general limits specified in Section 15.209(a) is not required. In addition, radiated emissions which fall in the restricted bands, as defined in Section 15.205(a), must also comply with the radiated emission limits specified in Section 15.209(a).

8.3.EUT Configuration on Measurement

The equipment are installed on the emission Measurement to meet the commission requirements and operating regulations in a manner which tends to maximize its emission characteristics in normal application.

8.4.Operating Condition of EUT

8.4.1.Setup the EUT and simulator as shown as Section 8.1.

8.4.2.Turn on the power of all equipment.

8.4.3.Let the EUT work in TX modes measure it. The transmit frequency are 2412-2462 and 2422-2452MHz MHz. We select 2412MHz, 2462MHz and 2422MHz, 2452MHz TX frequency to transmit.

8.5.Test Procedure

Conducted Band Edge:

8.5.1. The transmitter output was connected to the spectrum analyzer via a low loss cable.

8.5.2. Set RBW of spectrum analyzer to 100kHz and VBW to 300kHz.

Radiate Band Edge:

8.5.3. The EUT is placed on a turntable, which is 0.8m above the ground plane and worked at highest radiated power.

8.5.4. The turntable was rotated for 360 degrees to determine the position of maximum emission level.

8.5.5. EUT is set 3m away from the receiving antenna, which is varied from 1m to 4m to find out the highest emission.

8.5.6. Set the spectrum analyzer in the following setting in order to capture the lower and upper band-edges of the emission:

RBW=1MHz, VBW=1MHz

8.5.7. The band edges was measured and recorded.

8.6. Test Result

The test was performed with 802.11b		
Frequency (MHz)	Result of Band Edge (dBc)	Limit of Band Edge (dBc)
2412	38.02	> 20dBc
2462	39.35	> 20dBc

The test was performed with 802.11g		
Frequency (MHz)	Result of Band Edge (dBc)	Limit of Band Edge (dBc)
2412	36.95	> 20dBc
2462	37.35	> 20dBc

The test was performed with 802.11n (20MHz)		
Frequency (MHz)	Result of Band Edge (dBc)	Limit of Band Edge (dBc)
2412	27.83	> 20dBc
2462	31.81	> 20dBc

The test was performed with 802.11n (40MHz)		
Frequency (MHz)	Result of Band Edge (dBc)	Limit of Band Edge (dBc)
2422	26.96	> 20dBc
2452	26.87	> 20dBc

802.11b Channel Low 2412MHz

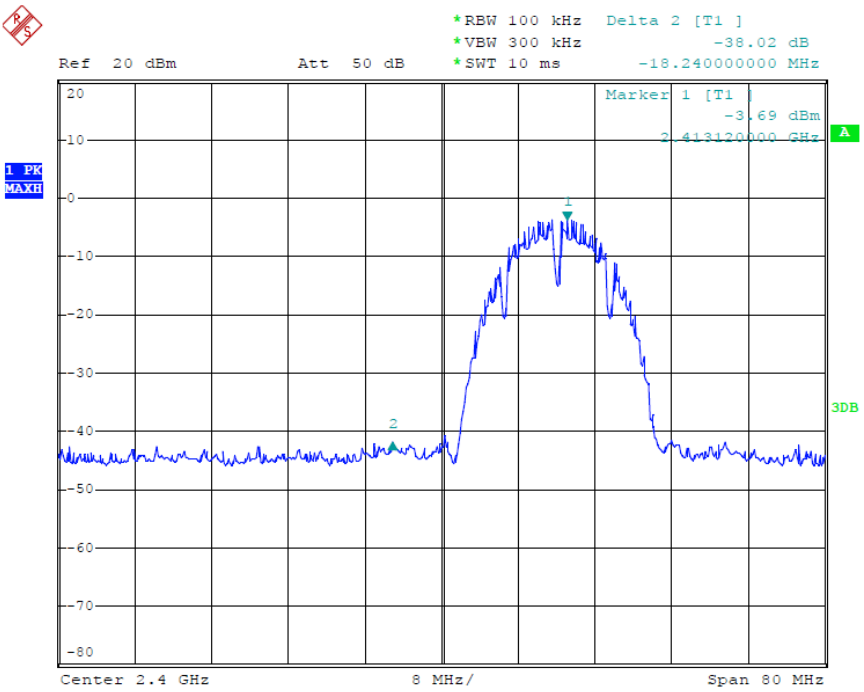

802.11b Channel High 2462MHz

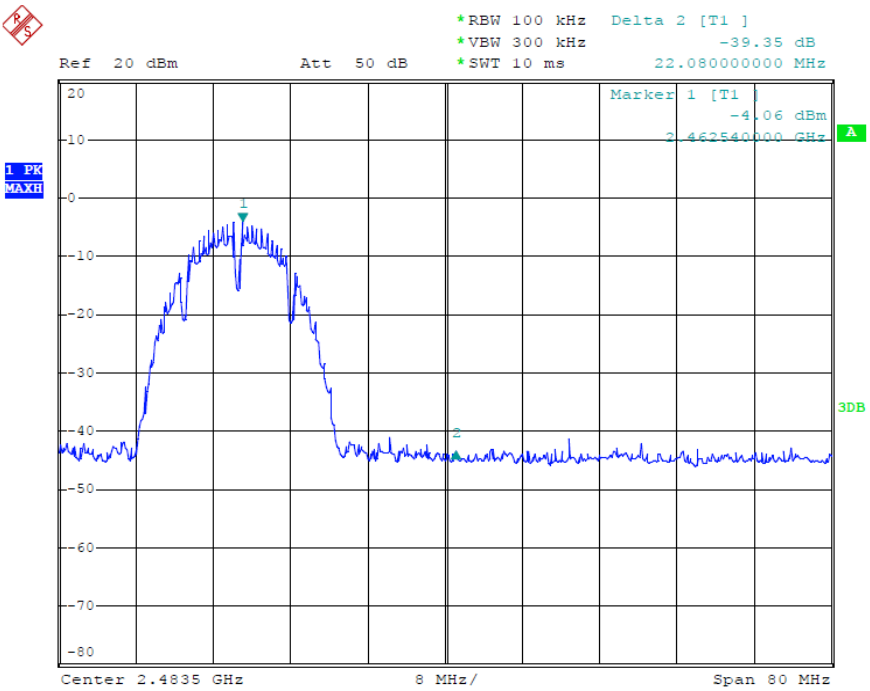

802.11g Channel Low 2412MHz

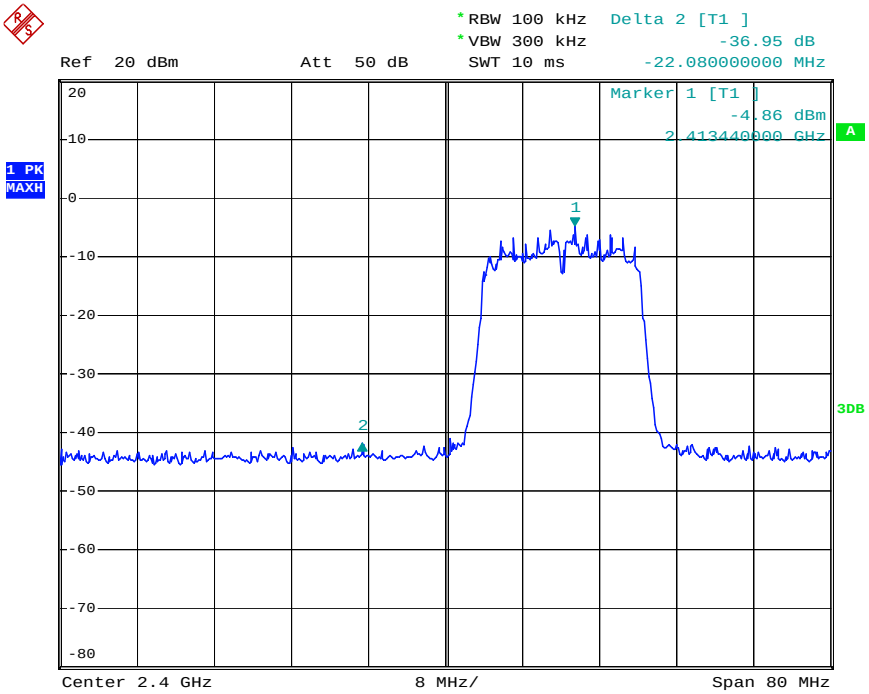

802.11g Channel High 2462MHz

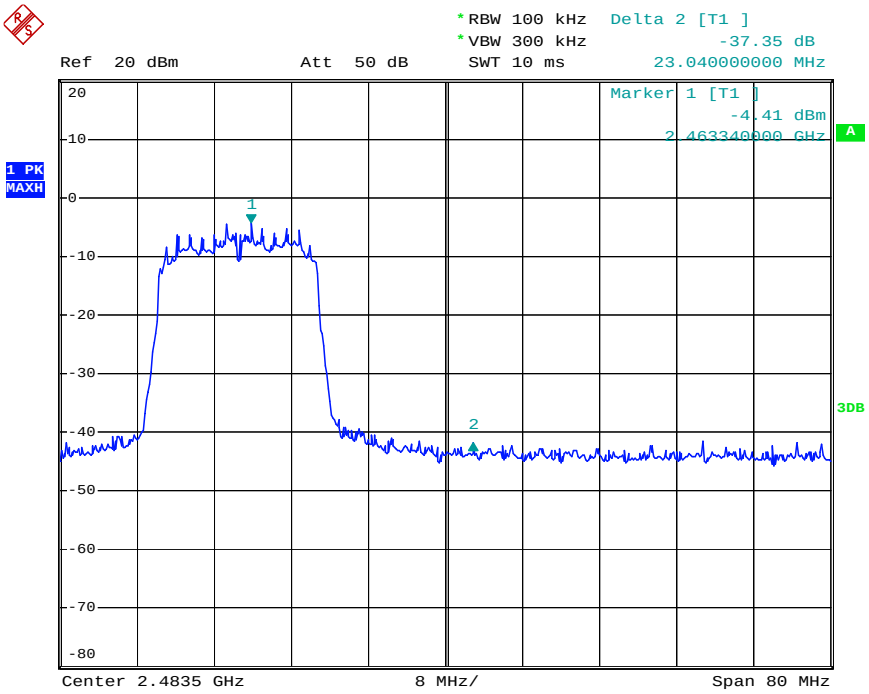

802.11n Channel Low 2412MHz (20MHz)

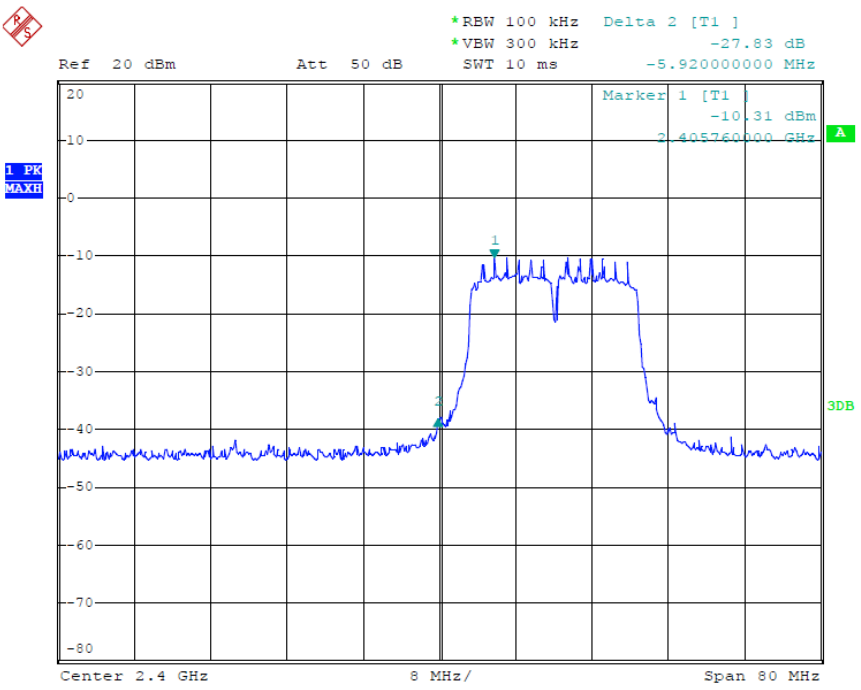

802.11n Channel High 2462MHz (20MHz)

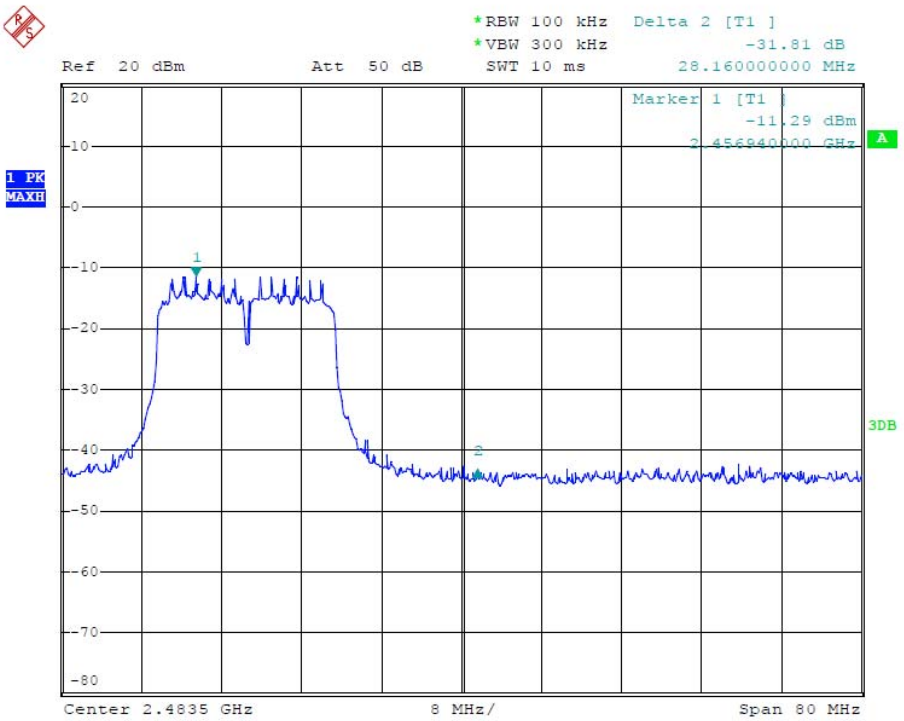

802.11n Channel Low 2422MHz (40MHz)

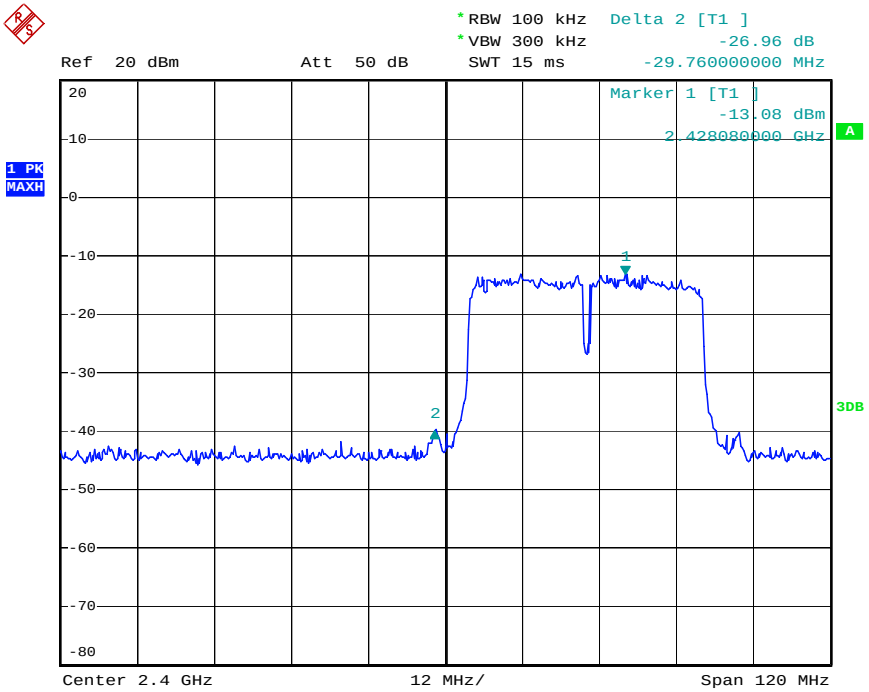

802.11n Channel High 2452MHz (40MHz)

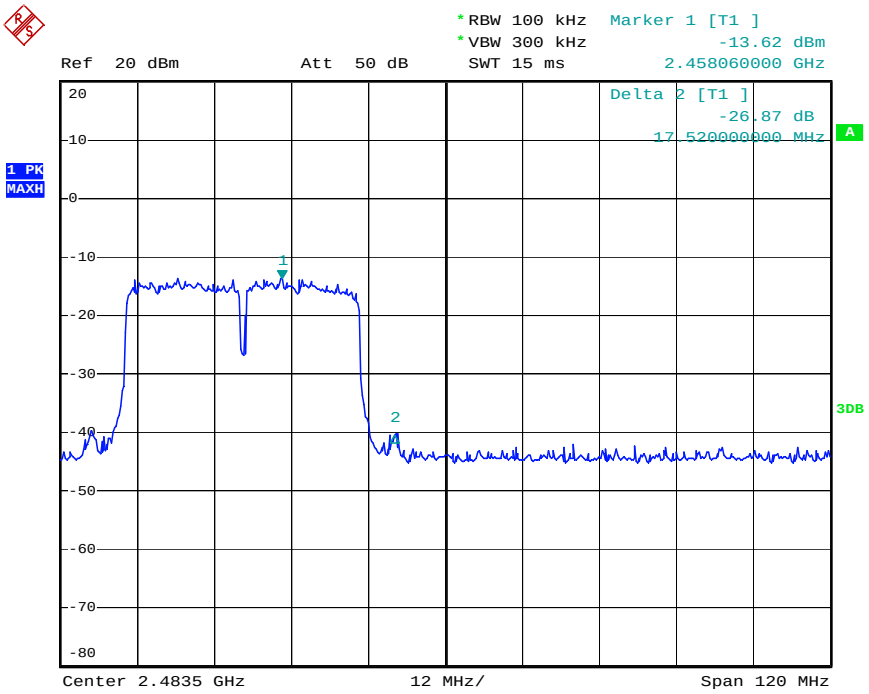

Radiated Band Edge Result

Note:1. Emissions attenuated more than 20 dB below the permissible value are not reported.

2. The field strength is calculated by adding the antenna factor, high pass filter loss(if used) and cable loss, and subtracting the amplifier gain(if any)from the measured reading. The basic equation calculation is as follows:

   Result = Reading + Corrected Factor

3. Display the measurement of peak values.

ACCURATE TECHNOLOGY CO., LTD.
F1,Bldg,A,Changyuan New Material Port Keyuan Rd,
Science & Industry Park,Nanshan Shenzhen,P.R.China
Site: 1# Chamber
Tel:+86-0755-26503290
Fax:+86-0755-26503396

Job No.: Ricky2015 #596	Polarization: Horizontal
Standard: FCC PK	Power Source: AC 120V/60Hz
Test item: Radiation Test	Date: 15/03/13/
Temp.(C)/Hum.(%) 25 C / 55 %	Time: 18/43/02
EUT: WiFi Alarm System	Engineer Signature:
Mode: TX 2412MHz(802.11b)	Distance: 3m
Model: W020	
Manufacturer: Chuango	

Note: Report No.:ATE20150445

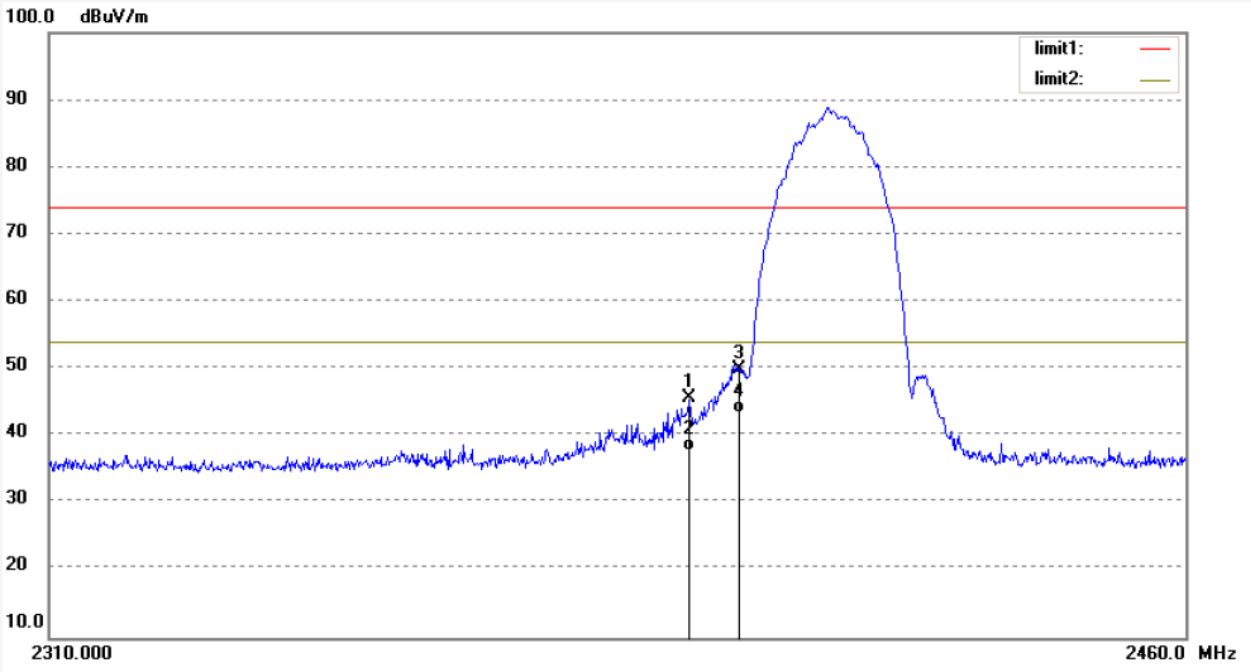

No.	Freq. (MHz)	Reading (dBuV/m)	Factor (dB)	Result (dBuV/m)	Limit (dBuV/m)	Margin (dB)	Detector	Height (cm)	Degree (deg.)	Remark
1	2393.500	52.33	-6.77	45.56	74.00	-28.44	peak			
2	2393.500	44.45	-6.77	37.68	54.00	-16.32	AVG			
3	2400.000	56.78	-6.76	50.02	74.00	-23.98	peak			
4	2400.000	50.20	-6.76	43.44	54.00	-10.56	AVG			

ACCURATE TECHNOLOGY CO., LTD.
F1,Bldg,A,Changyuan New Material Port Keyuan Rd,
Science & Industry Park,Nanshan Shenzhen,P.R.China
Site: 1# Chamber
Tel:+86-0755-26503290
Fax:+86-0755-26503396

Job No.: Ricky2015 #597	Polarization: Vertical
Standard: FCC PK	Power Source: AC 120V/60Hz
Test item: Radiation Test	Date: 15/03/13/
Temp.(C)/Hum.(%) 25 C / 55 %	Time: 18/44/28
EUT: WiFi Alarm System	Engineer Signature:
Mode: TX 2412MHz(802.11b)	Distance: 3m
Model: W020	
Manufacturer: Chuango	

Note: Report No.:ATE20150445

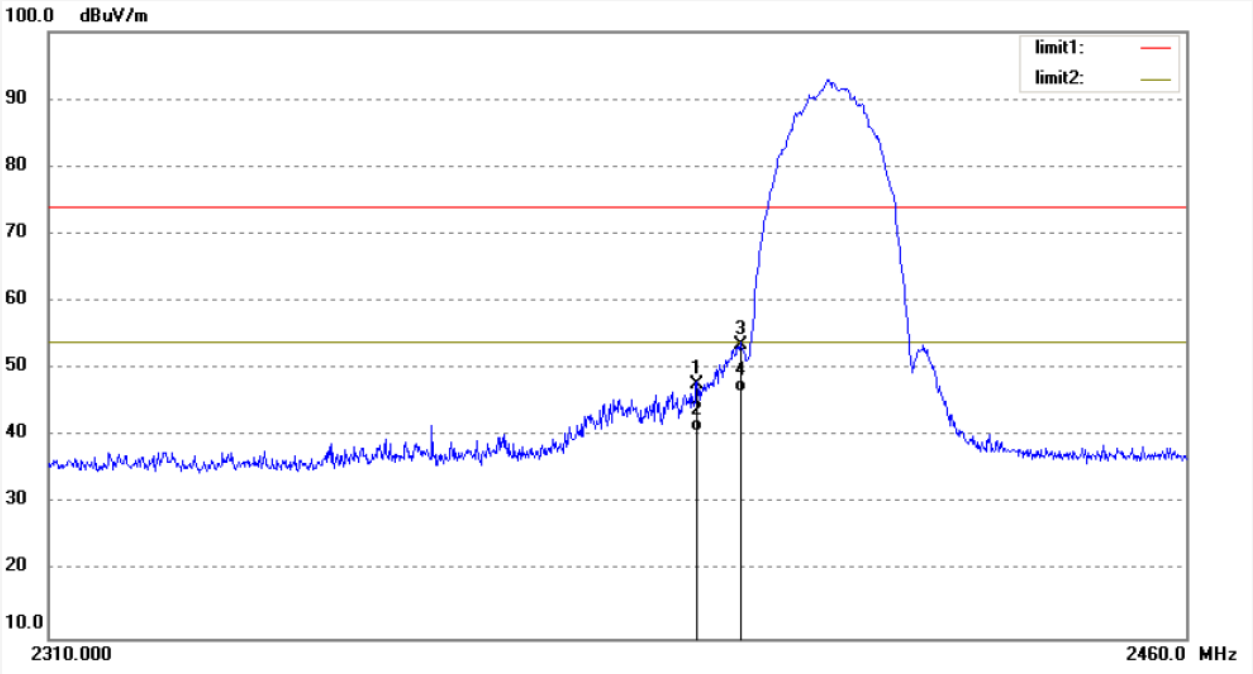

No.	Freq. (MHz)	Reading (dBuV/m)	Factor (dB)	Result (dBuV/m)	Limit (dBuV/m)	Margin (dB)	Detector	Height (cm)	Degree (deg.)	Remark
1	2394.500	54.55	-6.76	47.79	74.00	-26.21	peak			
2	2394.500	47.42	-6.76	40.66	54.00	-13.34	AVG			
3	2400.150	60.39	-6.76	53.63	74.00	-20.37	peak			
4	2400.150	53.25	-6.76	46.49	54.00	-7.51	AVG			

ACCURATE TECHNOLOGY CO., LTD.
F1,Bldg,A,Changyuan New Material Port Keyuan Rd,
Science & Industry Park,Nanshan Shenzhen,P.R.China
Site: 1# Chamber
Tel:+86-0755-26503290
Fax:+86-0755-26503396

Job No.: Ricky2015 #598	Polarization: Vertical
Standard: FCC PK	Power Source: AC 120V/60Hz
Test item: Radiation Test	Date: 15/03/13/
Temp.(C)/Hum.(%) 25 C / 55 %	Time: 18/45/54
EUT: WiFi Alarm System	Engineer Signature:
Mode: TX 2462MHz(802.11b)	Distance: 3m
Model: W020	
Manufacturer: Chuango	

Note: Report No.:ATE20150445

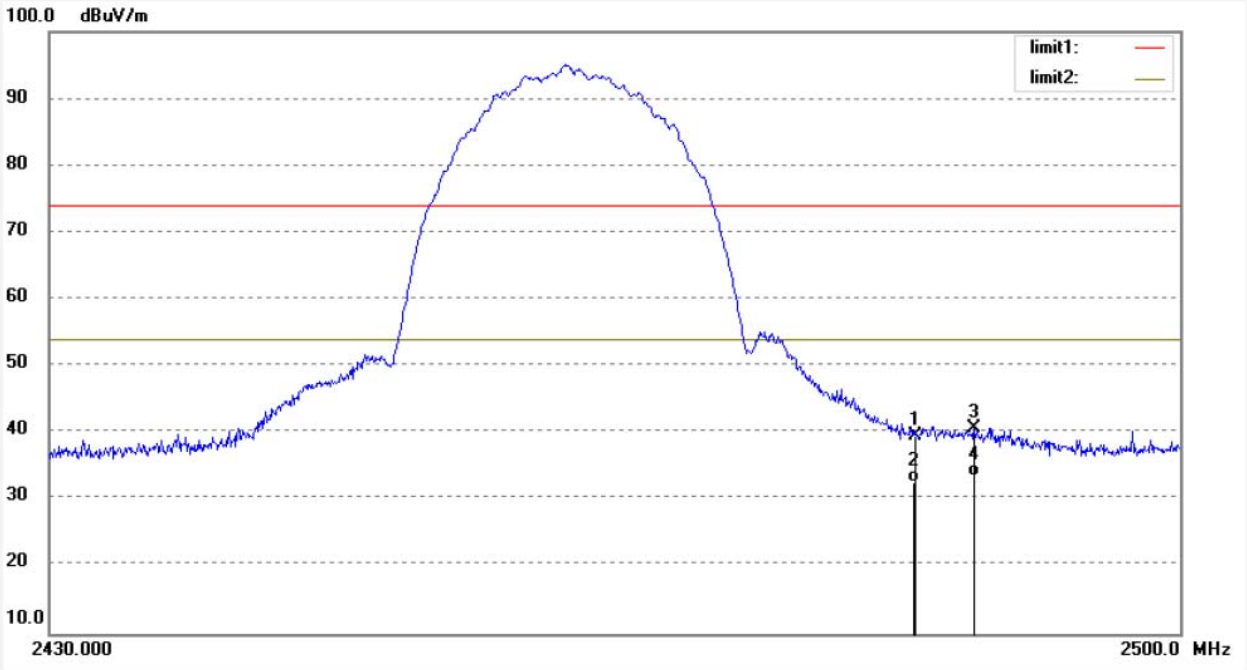

No.	Freq. (MHz)	Reading (dBuV/m)	Factor (dB)	Result (dBuV/m)	Limit (dBuV/m)	Margin (dB)	Detector	Height (cm)	Degree (deg.)	Remark
1	2483.480	46.13	-6.54	39.59	74.00	-34.41	peak			
2	2483.480	39.23	-6.54	32.69	54.00	-21.31	AVG			
3	2487.120	47.30	-6.53	40.77	74.00	-33.23	peak			
4	2487.120	40.15	-6.53	33.62	54.00	-20.38	AVG			

ACCURATE TECHNOLOGY CO., LTD.
F1,Bldg,A,Changyuan New Material Port Keyuan Rd,
Science & Industry Park,Nanshan Shenzhen,P.R.China
Site: 1# Chamber
Tel:+86-0755-26503290
Fax:+86-0755-26503396

Job No.: Ricky2015 #599	Polarization: Horizontal
Standard: FCC PK	Power Source: AC 120V/60Hz
Test item: Radiation Test	Date: 15/03/13/
Temp.(C)/Hum.(%) 25 C / 55 %	Time: 18/47/23
EUT: WiFi Alarm System	Engineer Signature:
Mode: TX 2462MHz(802.11b)	Distance: 3m
Model: W020	
Manufacturer: Chuango	

Note: Report No.:ATE20150445

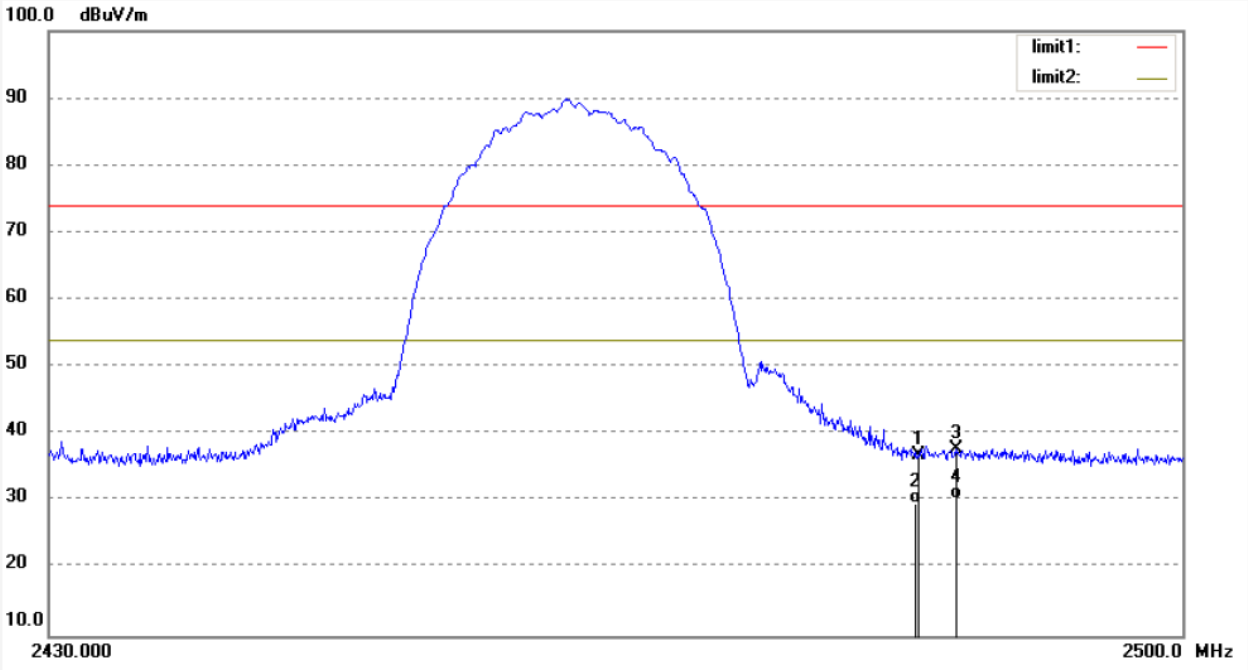

No.	Freq. (MHz)	Reading (dBuV/m)	Factor (dB)	Result (dBuV/m)	Limit (dBuV/m)	Margin (dB)	Detector	Height (cm)	Degree (deg.)	Remark
1	2483.550	43.33	-6.54	36.79	74.00	-37.21	peak			
2	2483.550	36.26	-6.54	29.72	54.00	-24.28	AVG			
3	2485.860	44.32	-6.54	37.78	74.00	-36.22	peak			
4	2485.860	36.80	-6.54	30.26	54.00	-23.74	AVG			

ACCURATE TECHNOLOGY CO., LTD.
F1,Bldg,A,Changyuan New Material Port Keyuan Rd,
Science & Industry Park,Nanshan Shenzhen,P.R.China
Site: 1# Chamber
Tel:+86-0755-26503290
Fax:+86-0755-26503396

Job No.: Ricky2015 #602	Polarization: Vertical
Standard: FCC PK	Power Source: AC 120V/60Hz
Test item: Radiation Test	Date: 15/03/13/
Temp.(C)/Hum.(%) 25 C / 55 %	Time: 18/51/38
EUT: WiFi Alarm System	Engineer Signature:
Mode: TX 2412MHz(802.11g)	Distance: 3m
Model: W020	
Manufacturer: Chuango	

Note: Report No.:ATE20150445

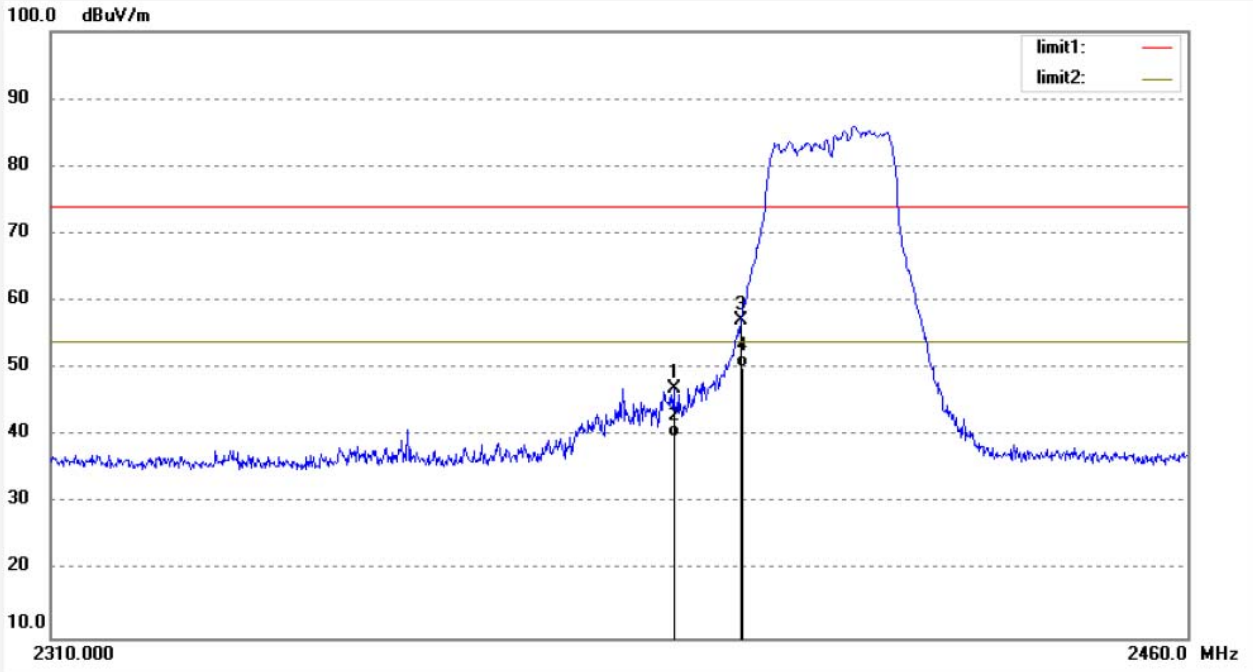

No.	Freq. (MHz)	Reading (dBuV/m)	Factor (dB)	Result (dBuV/m)	Limit (dBuV/m)	Margin (dB)	Detector	Height (cm)	Degree (deg.)	Remark
1	2391.150	53.81	-6.77	47.04	74.00	-26.96	peak			
2	2391.150	46.54	-6.77	39.77	54.00	-14.23	AVG			
3	2400.000	63.86	-6.76	57.10	74.00	-16.90	peak			
4	2400.000	57.01	-6.76	50.25	54.00	-3.75	AVG			

ACCURATE TECHNOLOGY CO., LTD.
F1,Bldg,A,Changyuan New Material Port Keyuan Rd,
Science & Industry Park,Nanshan Shenzhen,P.R.China
Site: 1# Chamber
Tel:+86-0755-26503290
Fax:+86-0755-26503396

Job No.: Ricky2015 #603	Polarization: Horizontal
Standard: FCC PK	Power Source: AC 120V/60Hz
Test item: Radiation Test	Date: 15/03/13/
Temp.(C)/Hum.(%) 25 C / 55 %	Time: 18/53/03
EUT: WiFi Alarm System	Engineer Signature:
Mode: TX 2412MHz(802.11g)	Distance: 3m
Model: W020	
Manufacturer: Chuango	

Note: Report No.:ATE20150445

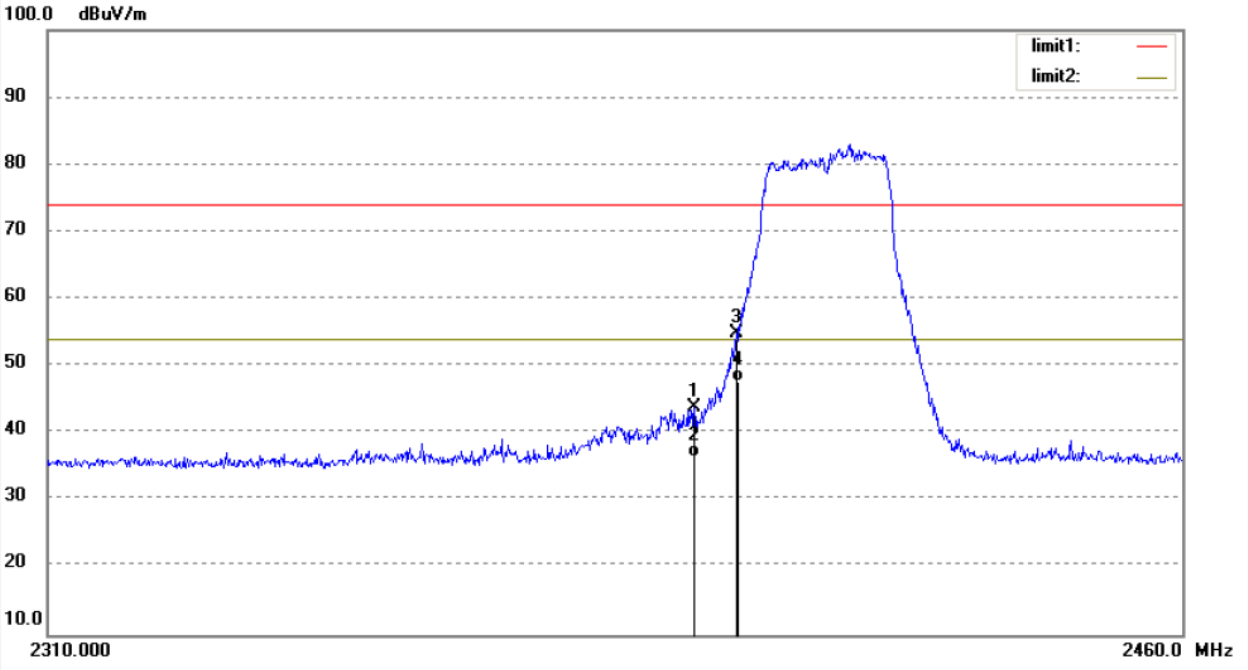

No.	Freq. (MHz)	Reading (dBuV/m)	Factor (dB)	Result (dBuV/m)	Limit (dBuV/m)	Margin (dB)	Detector	Height (cm)	Degree (deg.)	Remark
1	2394.450	50.59	-6.76	43.83	74.00	-30.17	peak			
2	2394.450	43.25	-6.76	36.49	54.00	-17.51	AVG			
3	2400.000	61.60	-6.76	54.84	74.00	-19.16	peak			
4	2400.000	54.52	-6.76	47.76	54.00	-6.24	AVG			

ACCURATE TECHNOLOGY CO., LTD.
F1,Bldg,A,Changyuan New Material Port Keyuan Rd,
Science & Industry Park,Nanshan Shenzhen,P.R.China
Site: 1# Chamber
Tel:+86-0755-26503290
Fax:+86-0755-26503396

Job No.: Ricky2015 #600	Polarization: Horizontal
Standard: FCC PK	Power Source: AC 120V/60Hz
Test item: Radiation Test	Date: 15/03/13/
Temp.(C)/Hum.(%) 25 C / 55 %	Time: 18/48/53
EUT: WiFi Alarm System	Engineer Signature:
Mode: TX 2462MHz(802.11g)	Distance: 3m
Model: W020	
Manufacturer: Chuango	

Note: Report No.:ATE20150445

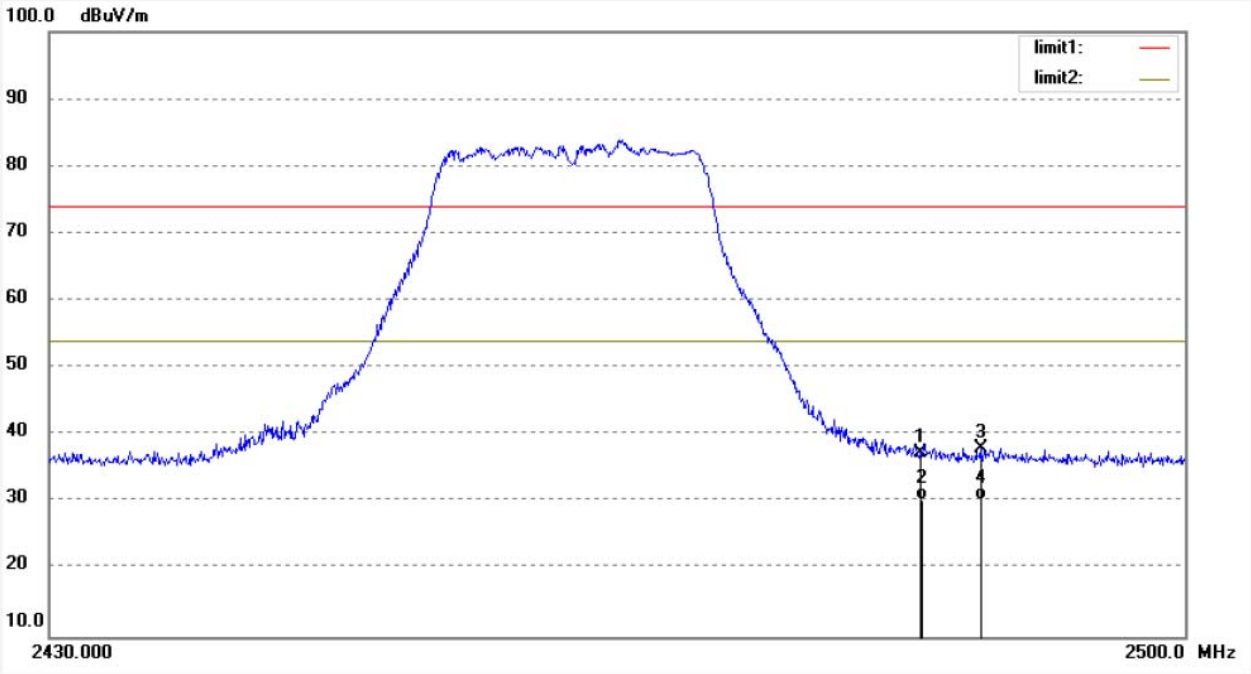

No.	Freq. (MHz)	Reading (dBuV/m)	Factor (dB)	Result (dBuV/m)	Limit (dBuV/m)	Margin (dB)	Detector	Height (cm)	Degree (deg.)	Remark
1	2483.550	43.90	-6.54	37.36	74.00	-36.64	peak			
2	2483.550	36.81	-6.54	30.27	54.00	-23.73	AVG			
3	2487.260	44.63	-6.53	38.10	74.00	-35.90	peak			
4	2487.260	36.86	-6.53	30.33	54.00	-23.67	AVG			

ACCURATE TECHNOLOGY CO., LTD.
F1,Bldg,A,Changyuan New Material Port Keyuan Rd,
Science & Industry Park,Nanshan Shenzhen,P.R.China
Site: 1# Chamber
Tel:+86-0755-26503290
Fax:+86-0755-26503396

Job No.: Ricky2015 #601	Polarization: Vertical
Standard: FCC PK	Power Source: AC 120V/60Hz
Test item: Radiation Test	Date: 15/03/13/
Temp.(C)/Hum.(%) 25 C / 55 %	Time: 18/50/04
EUT: WiFi Alarm System	Engineer Signature:
Mode: TX 2462MHz(802.11g)	Distance: 3m
Model: W020	
Manufacturer: Chuango	

Note: Report No.:ATE20150445

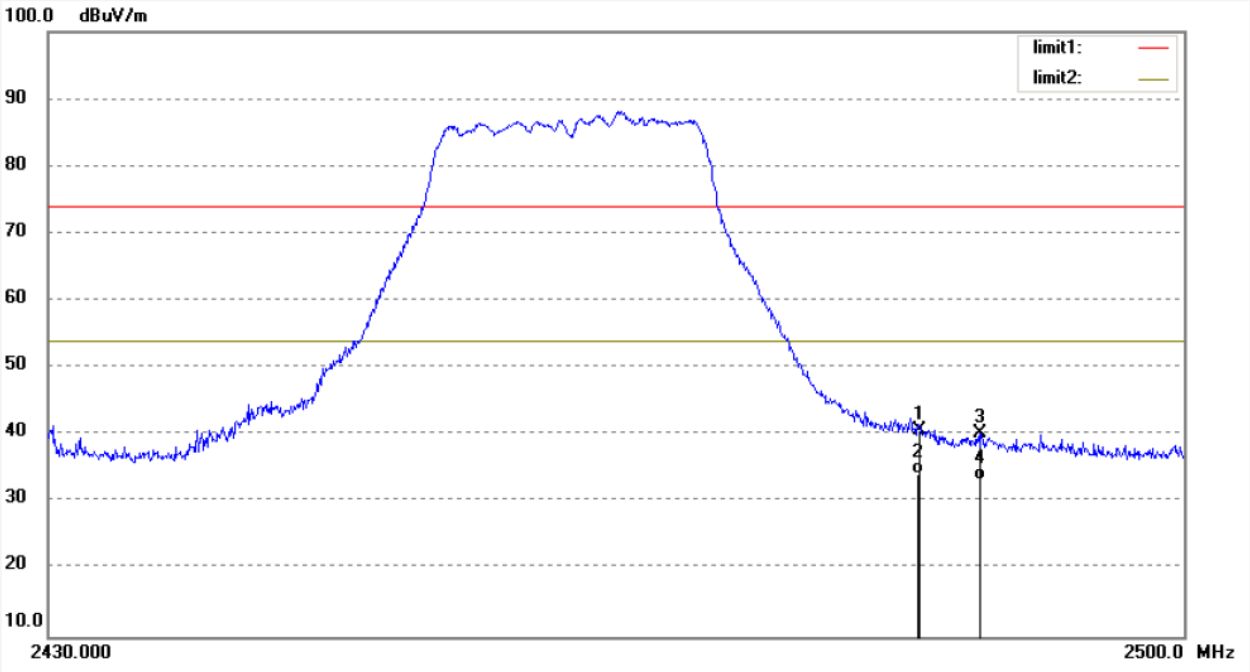

No.	Freq. (MHz)	Reading (dBuV/m)	Factor (dB)	Result (dBuV/m)	Limit (dBuV/m)	Margin (dB)	Detector	Height (cm)	Degree (deg.)	Remark
1	2483.550	47.25	-6.54	40.71	74.00	-33.29	peak			
2	2483.550	40.74	-6.54	34.20	54.00	-19.80	AVG			
3	2487.330	46.81	-6.53	40.28	74.00	-33.72	peak			
4	2487.330	39.80	-6.53	33.27	54.00	-20.73	AVG			

ACCURATE TECHNOLOGY CO., LTD.
F1,Bldg,A,Changyuan New Material Port Keyuan Rd,
Science & Industry Park,Nanshan Shenzhen,P.R.China
Site: 1# Chamber
Tel:+86-0755-26503290
Fax:+86-0755-26503396

Job No.: Ricky2015 #604	Polarization: Horizontal
Standard: FCC PK	Power Source: AC 120V/60Hz
Test item: Radiation Test	Date: 15/03/13/
Temp.(C)/Hum.(%) 25 C / 55 %	Time: 18/55/55
EUT: WiFi Alarm System	Engineer Signature:
Mode: TX 2412MHz(802.11n20)	Distance: 3m
Model: W020	
Manufacturer: Chuango	

Note: Report No.:ATE20150445

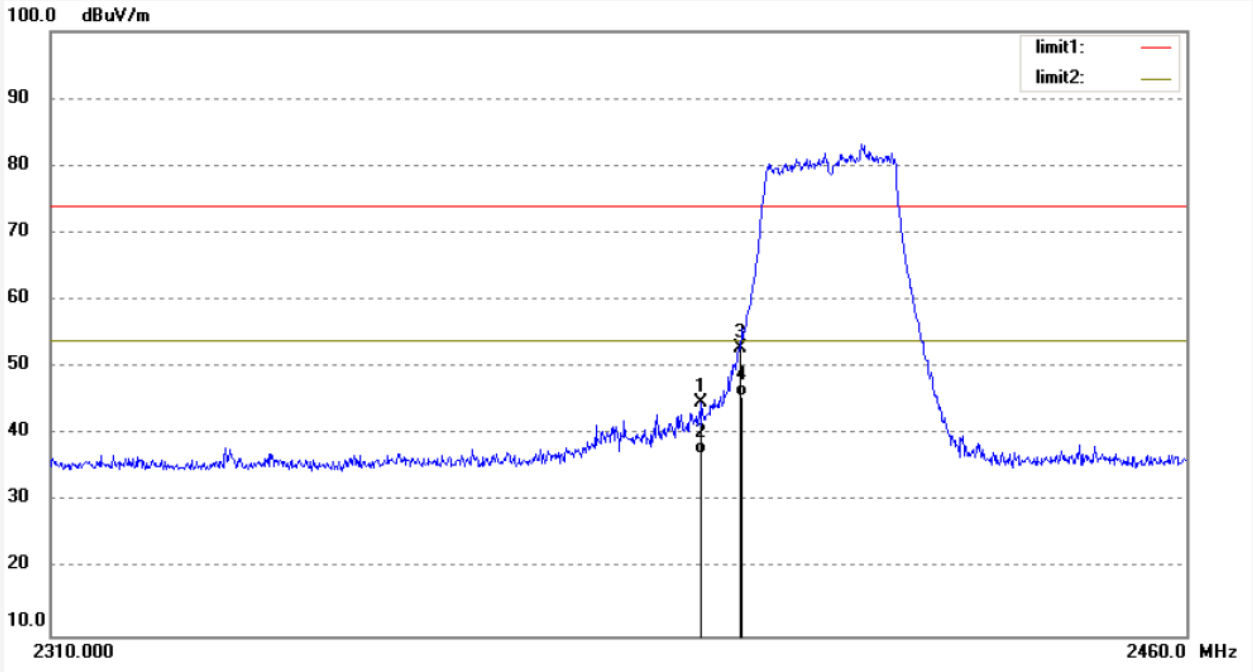

No.	Freq. (MHz)	Reading (dBuV/m)	Factor (dB)	Result (dBuV/m)	Limit (dBuV/m)	Margin (dB)	Detector	Height (cm)	Degree (deg.)	Remark
1	2394.900	51.46	-6.76	44.70	74.00	-29.30	peak			
2	2394.900	43.92	-6.76	37.16	54.00	-16.84	AVG			
3	2400.000	59.53	-6.76	52.77	74.00	-21.23	peak			
4	2400.000	52.51	-6.76	45.75	54.00	-8.25	AVG			

ACCURATE TECHNOLOGY CO., LTD.
F1,Bldg,A,Changyuan New Material Port Keyuan Rd,
Science & Industry Park,Nanshan Shenzhen,P.R.China
Site: 1# Chamber
Tel:+86-0755-26503290
Fax:+86-0755-26503396

Job No.: Ricky2015 #605	Polarization: Vertical
Standard: FCC PK	Power Source: AC 120V/60Hz
Test item: Radiation Test	Date: 15/03/13/
Temp.(C)/Hum.(%) 25 C / 55 %	Time: 18/57/17
EUT: WiFi Alarm System	Engineer Signature:
Mode: TX 2412MHz(802.11n20)	Distance: 3m
Model: W020	
Manufacturer: Chuango	

Note: Report No.:ATE20150445

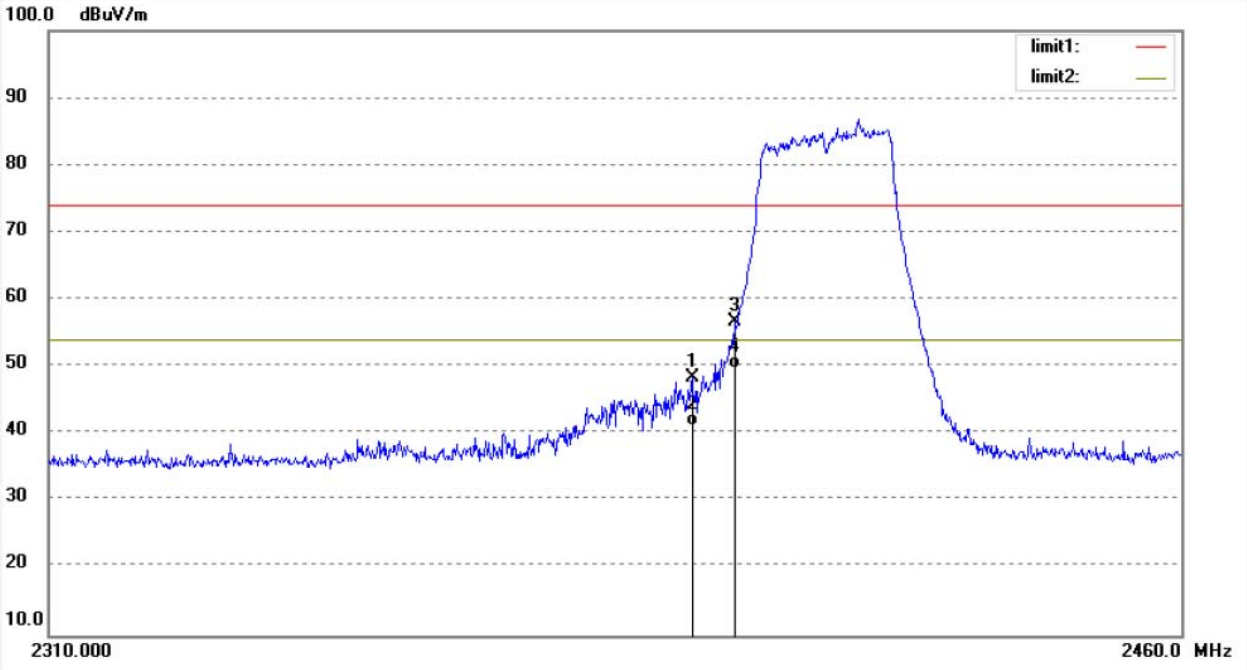

No.	Freq. (MHz)	Reading (dBuV/m)	Factor (dB)	Result (dBuV/m)	Limit (dBuV/m)	Margin (dB)	Detector	Height (cm)	Degree (deg.)	Remark
1	2394.150	55.23	-6.77	48.46	74.00	-25.54	peak			
2	2394.150	48.01	-6.77	41.24	54.00	-12.76	AVG			
3	2399.850	63.49	-6.76	56.73	74.00	-17.27	peak			
4	2399.850	56.45	-6.76	49.69	54.00	-4.31	AVG			

ACCURATE TECHNOLOGY CO., LTD.
F1,Bldg,A,Changyuan New Material Port Keyuan Rd,
Science & Industry Park,Nanshan Shenzhen,P.R.China
Site: 1# Chamber
Tel:+86-0755-26503290
Fax:+86-0755-26503396

Job No.: Ricky2015 #606	Polarization: Vertical
Standard: FCC PK	Power Source: AC 120V/60Hz
Test item: Radiation Test	Date: 15/03/13/
Temp.(C)/Hum.(%) 25 C / 55 %	Time: 18/58/34
EUT: WiFi Alarm System	Engineer Signature:
Mode: TX 2462MHz(802.11n20)	Distance: 3m
Model: W020	
Manufacturer: Chuango	

Note: Report No.:ATE20150445

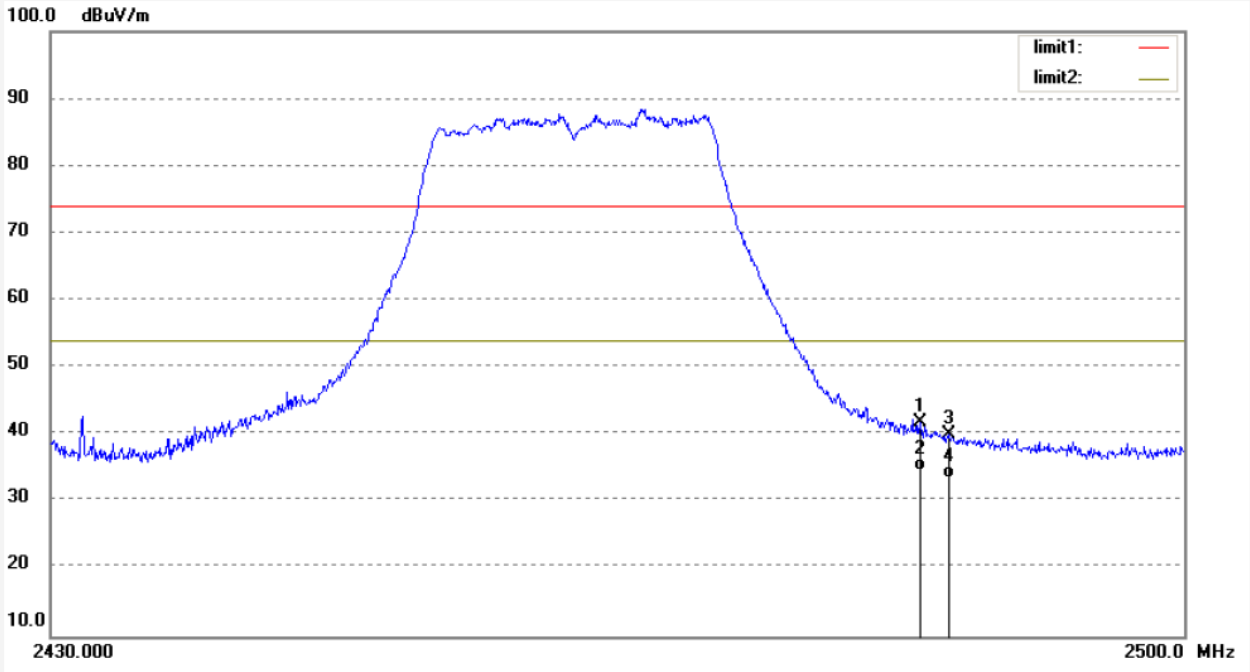

No.	Freq. (MHz)	Reading (dBuV/m)	Factor (dB)	Result (dBuV/m)	Limit (dBuV/m)	Margin (dB)	Detector	Height (cm)	Degree (deg.)	Remark
1	2483.550	48.30	-6.54	41.76	74.00	-32.24	peak			
2	2483.550	41.29	-6.54	34.75	54.00	-19.25	AVG			
3	2485.300	46.55	-6.54	40.01	74.00	-33.99	peak			
4	2485.300	40.02	-6.54	33.48	54.00	-20.52	AVG			

ACCURATE TECHNOLOGY CO., LTD.
F1,Bldg,A,Changyuan New Material Port Keyuan Rd,
Science & Industry Park,Nanshan Shenzhen,P.R.China
Site: 1# Chamber
Tel:+86-0755-26503290
Fax:+86-0755-26503396

Job No.: Ricky2015 #607	Polarization: Horizontal
Standard: FCC PK	Power Source: AC 120V/60Hz
Test item: Radiation Test	Date: 15/03/13/
Temp.(C)/Hum.(%) 25 C / 55 %	Time: 18/59/57
EUT: WiFi Alarm System	Engineer Signature:
Mode: TX 2462MHz(802.11n20)	Distance: 3m
Model: W020	
Manufacturer: Chuango	

Note: Report No.:ATE20150445

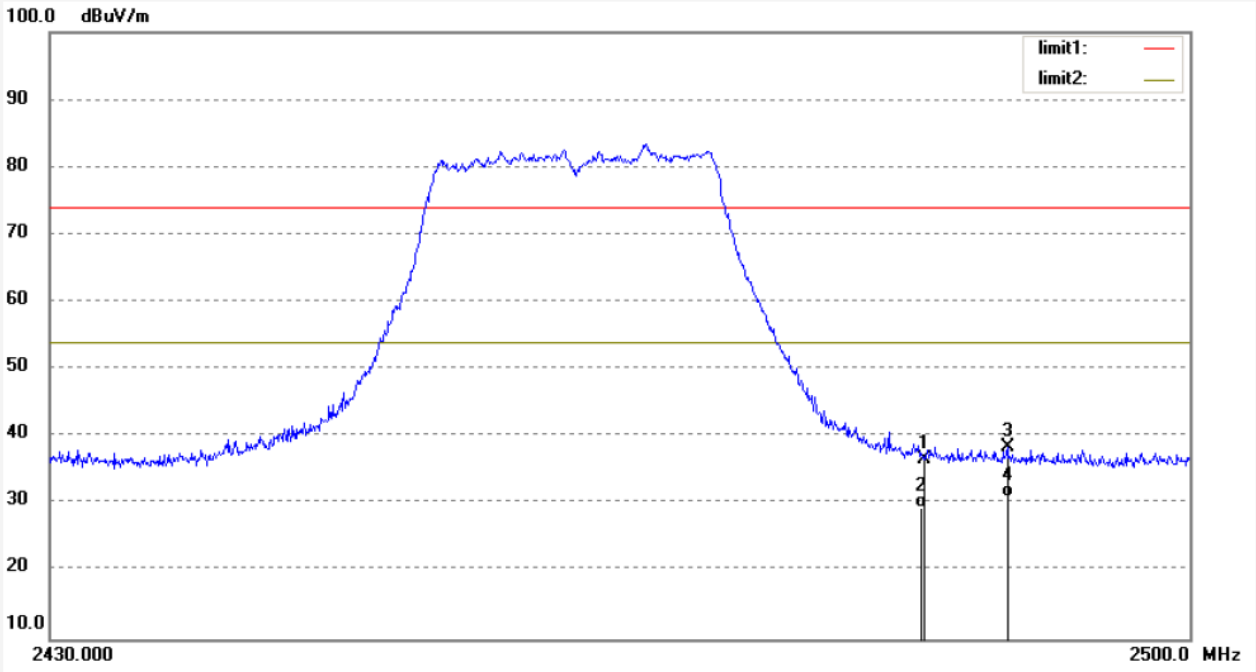

No.	Freq. (MHz)	Reading (dBuV/m)	Factor (dB)	Result (dBuV/m)	Limit (dBuV/m)	Margin (dB)	Detector	Height (cm)	Degree (deg.)	Remark
1	2483.550	43.12	-6.54	36.58	74.00	-37.42	peak			
2	2483.550	36.10	-6.54	29.56	54.00	-24.44	AVG			
3	2488.730	44.99	-6.52	38.47	74.00	-35.53	peak			
4	2488.730	37.51	-6.52	30.99	54.00	-23.01	AVG			

ACCURATE TECHNOLOGY CO., LTD.
F1,Bldg,A,Changyuan New Material Port Keyuan Rd,
Science & Industry Park,Nanshan Shenzhen,P.R.China
Site: 1# Chamber
Tel:+86-0755-26503290
Fax:+86-0755-26503396

Job No.: Ricky2015 #610	Polarization: Vertical
Standard: FCC PK	Power Source: AC 120V/60Hz
Test item: Radiation Test	Date: 15/03/13/
Temp.(C)/Hum.(%) 25 C / 55 %	Time: 19/07/30
EUT: WiFi Alarm System	Engineer Signature:
Mode: TX 2422MHz(802.11n40)	Distance: 3m
Model: W020	
Manufacturer: Chuango	

Note: Report No.:ATE20150445

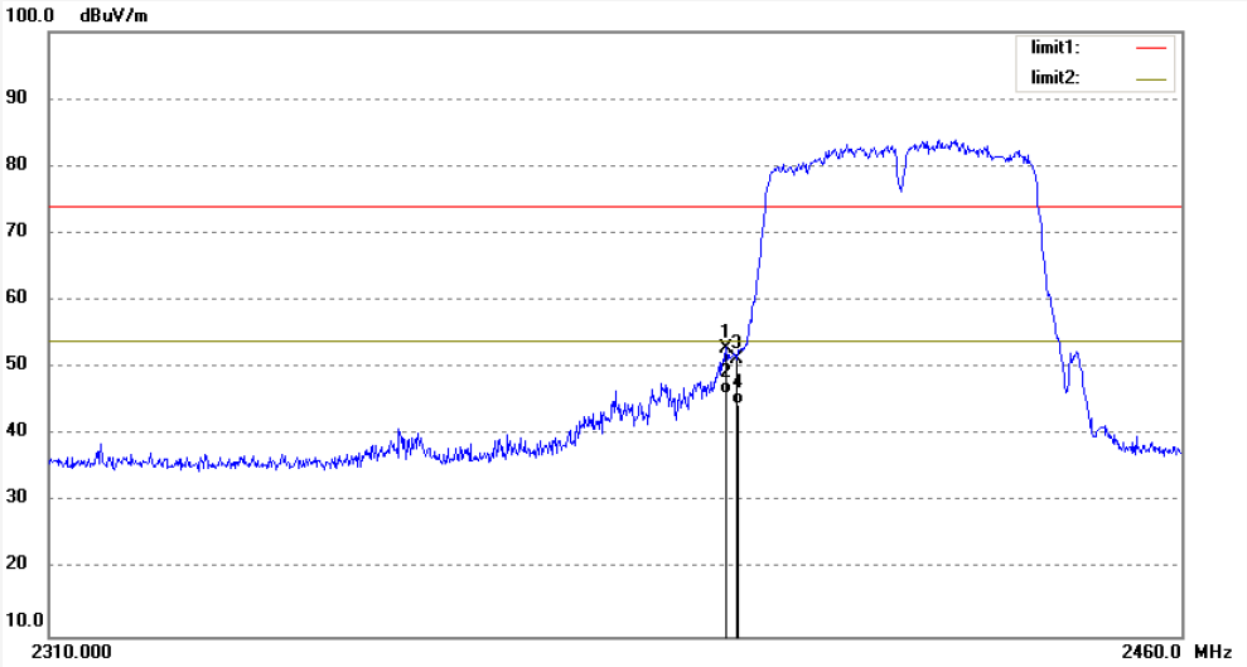

No.	Freq. (MHz)	Reading (dBuV/m)	Factor (dB)	Result (dBuV/m)	Limit (dBuV/m)	Margin (dB)	Detector	Height (cm)	Degree (deg.)	Remark
1	2398.650	59.73	-6.76	52.97	74.00	-21.03	peak			
2	2398.650	52.81	-6.76	46.05	54.00	-7.95	AVG			
3	2400.000	58.16	-6.76	51.40	74.00	-22.60	peak			
4	2400.000	51.25	-6.76	44.49	54.00	-9.51	AVG			

ACCURATE TECHNOLOGY CO., LTD.
F1,Bldg,A,Changyuan New Material Port Keyuan Rd,
Science & Industry Park,Nanshan Shenzhen,P.R.China
Site: 1# Chamber
Tel:+86-0755-26503290
Fax:+86-0755-26503396

Job No.: Ricky2015 #611	Polarization: Horizontal
Standard: FCC PK	Power Source: AC 120V/60Hz
Test item: Radiation Test	Date: 15/03/13/
Temp.(C)/Hum.(%) 25 C / 55 %	Time: 19/08/59
EUT: WiFi Alarm System	Engineer Signature:
Mode: TX 2422MHz(802.11n40)	Distance: 3m
Model: W020	
Manufacturer: Chuango	

Note: Report No.:ATE20150445

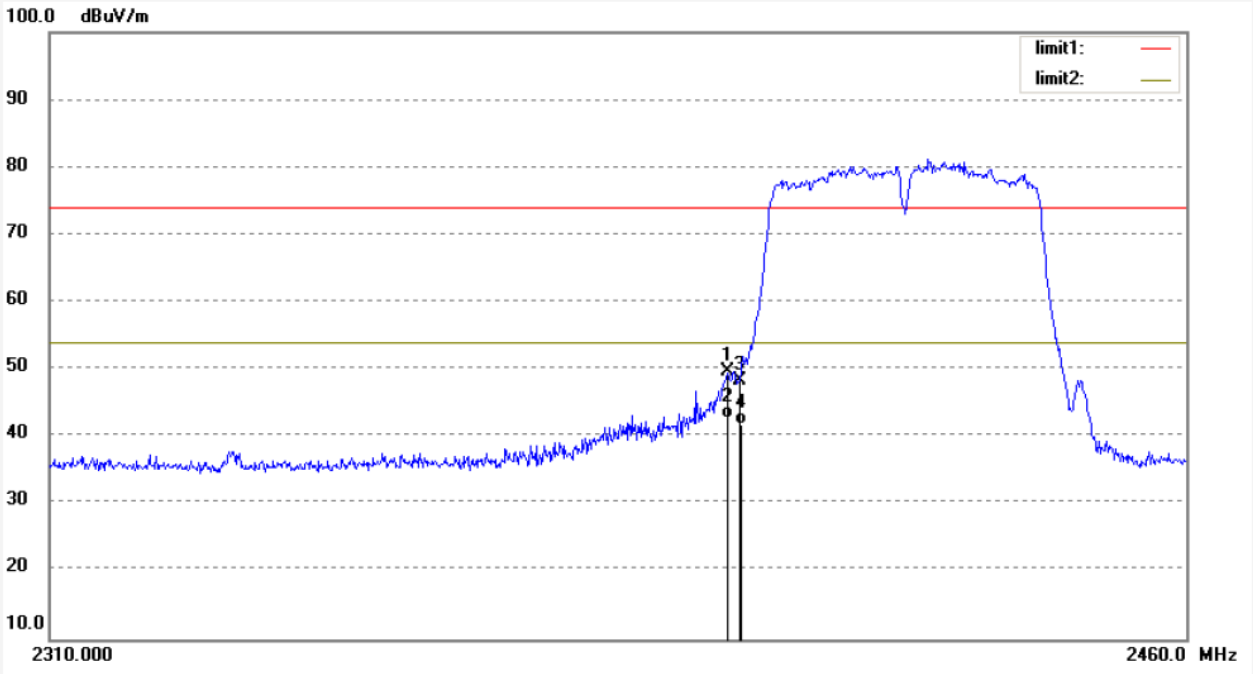

No.	Freq. (MHz)	Reading (dBuV/m)	Factor (dB)	Result (dBuV/m)	Limit (dBuV/m)	Margin (dB)	Detector	Height (cm)	Degree (deg.)	Remark
1	2398.500	56.43	-6.75	49.68	74.00	-24.32	peak			
2	2398.500	49.55	-6.75	42.80	54.00	-11.20	AVG			
3	2400.000	55.12	-6.76	48.36	74.00	-25.64	peak			
4	2400.000	48.49	-6.76	41.73	54.00	-12.27	AVG			

ACCURATE TECHNOLOGY CO., LTD.
F1,Bldg,A,Changyuan New Material Port Keyuan Rd,
Science & Industry Park,Nanshan Shenzhen,P.R.China
Site: 1# Chamber
Tel:+86-0755-26503290
Fax:+86-0755-26503396

Job No.: Ricky2015 #608	Polarization: Horizontal
Standard: FCC PK	Power Source: AC 120V/60Hz
Test item: Radiation Test	Date: 15/03/13/
Temp.(C)/Hum.(%) 25 C / 55 %	Time: 19/03/37
EUT: WiFi Alarm System	Engineer Signature:
Mode: TX 2452MHz(802.11n40)	Distance: 3m
Model: W020	
Manufacturer: Chuango	

Note: Report No.:ATE20150445

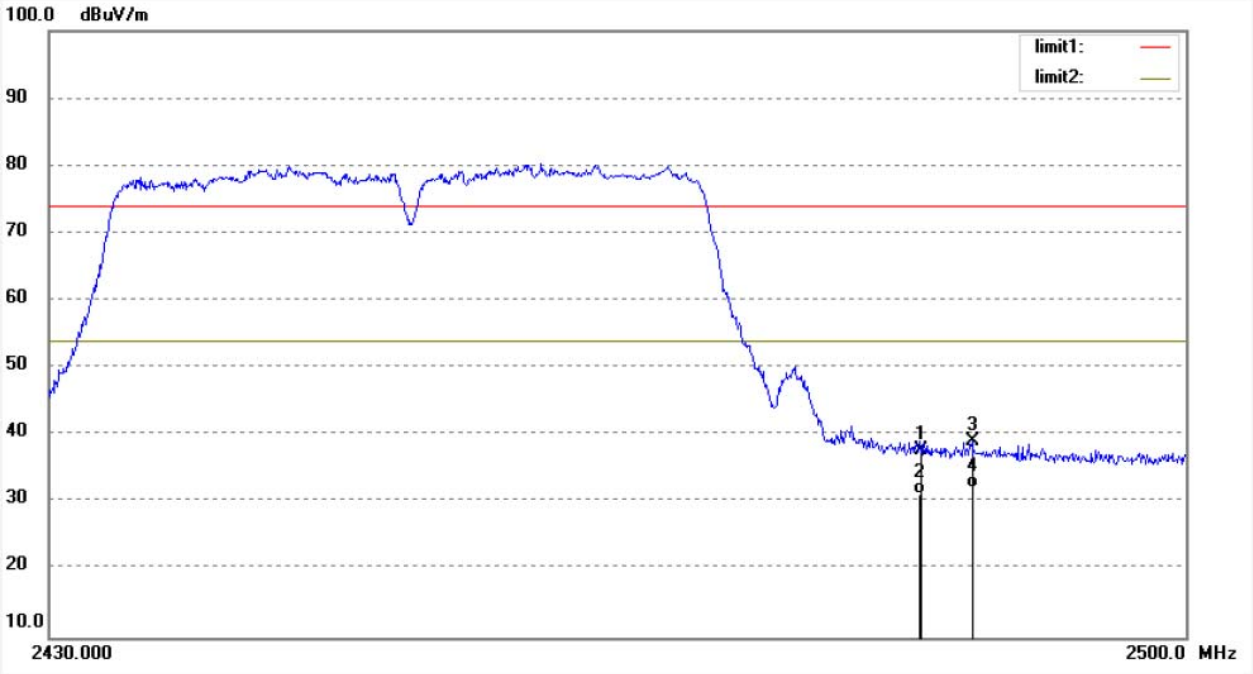

No.	Freq. (MHz)	Reading (dBuV/m)	Factor (dB)	Result (dBuV/m)	Limit (dBuV/m)	Margin (dB)	Detector	Height (cm)	Degree (deg.)	Remark
1	2483.550	44.38	-6.54	37.84	74.00	-36.16	peak			
2	2483.550	37.77	-6.54	31.23	54.00	-22.77	AVG			
3	2486.700	45.67	-6.53	39.14	74.00	-34.86	peak			
4	2486.700	38.70	-6.53	32.17	54.00	-21.83	AVG			

ACCURATE TECHNOLOGY CO., LTD.
F1,Bldg,A,Changyuan New Material Port Keyuan Rd,
Science & Industry Park,Nanshan Shenzhen,P.R.China
Site: 1# Chamber
Tel:+86-0755-26503290
Fax:+86-0755-26503396

Job No.: Ricky2015 #609	Polarization: Vertical
Standard: FCC PK	Power Source: AC 120V/60Hz
Test item: Radiation Test	Date: 15/03/13/
Temp.(C)/Hum.(%) 25 C / 55 %	Time: 19/05/01
EUT: WiFi Alarm System	Engineer Signature:
Mode: TX 2452MHz(802.11n40)	Distance: 3m
Model: W020	
Manufacturer: Chuango	

Note: Report No.:ATE20150445

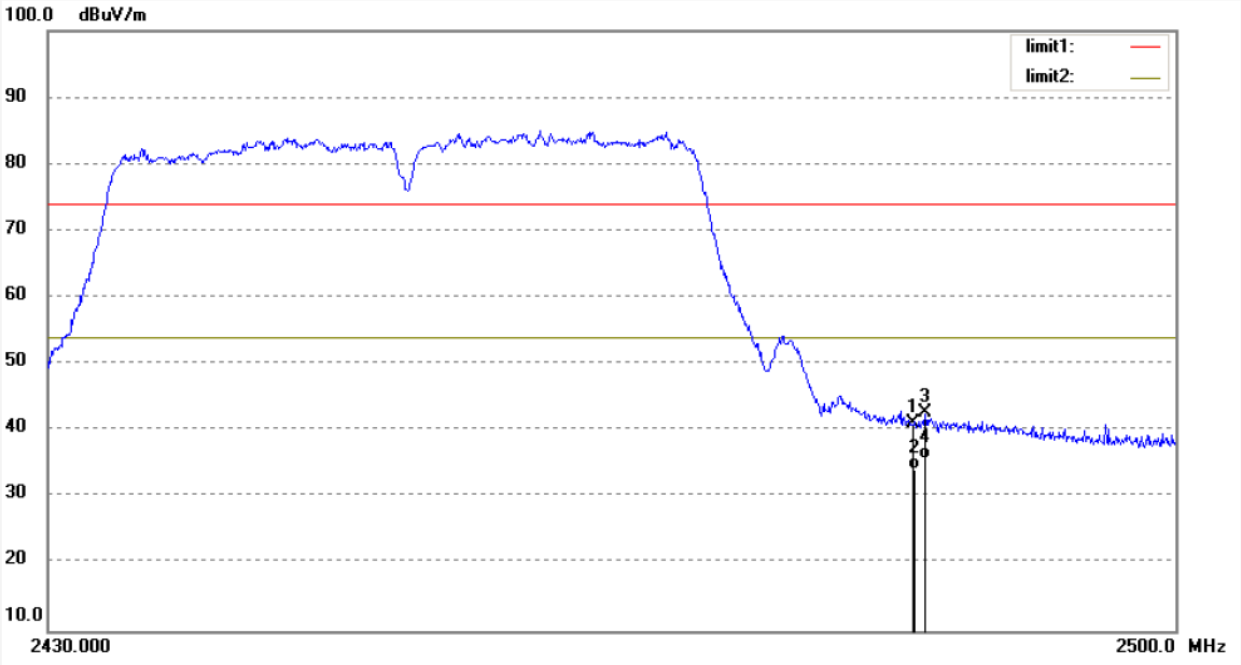

No.	Freq. (MHz)	Reading (dBuV/m)	Factor (dB)	Result (dBuV/m)	Limit (dBuV/m)	Margin (dB)	Detector	Height (cm)	Degree (deg.)	Remark
1	2483.550	47.66	-6.54	41.12	74.00	-32.88	peak			
2	2483.550	40.79	-6.54	34.25	54.00	-19.75	AVG			
3	2484.320	49.22	-6.54	42.68	74.00	-31.32	peak			
4	2484.320	42.21	-6.54	35.67	54.00	-18.33	AVG			

9. RADIATED SPURIOUS EMISSION TEST

9.1.Block Diagram of Test Setup

9.1.1.Block diagram of connection between the EUT and peripherals

AC 120V/60Hz



Setup: Transmitting mode

9.1.2.Semi-Anechoic Chamber Test Setup Diagram

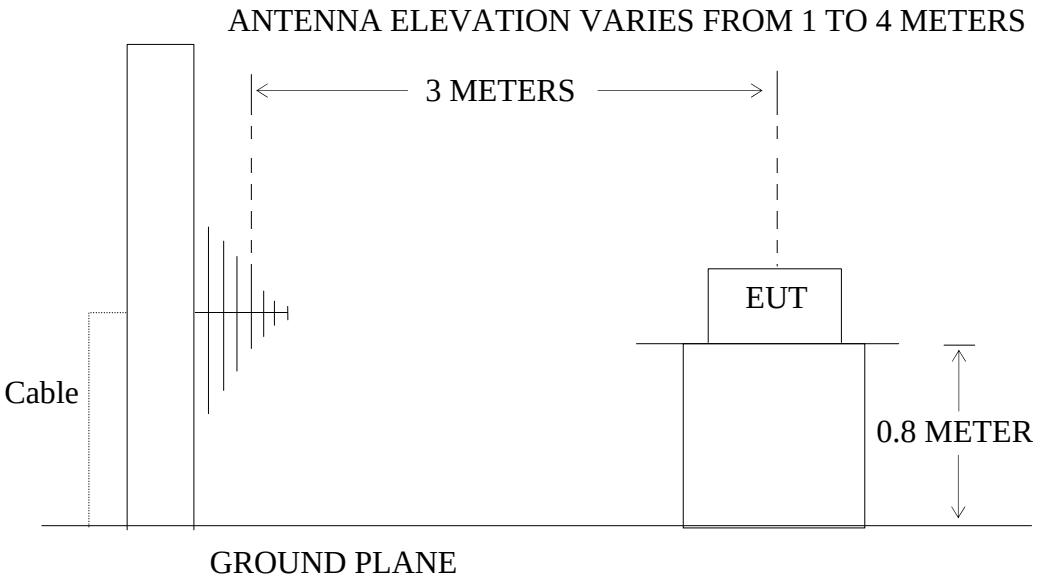

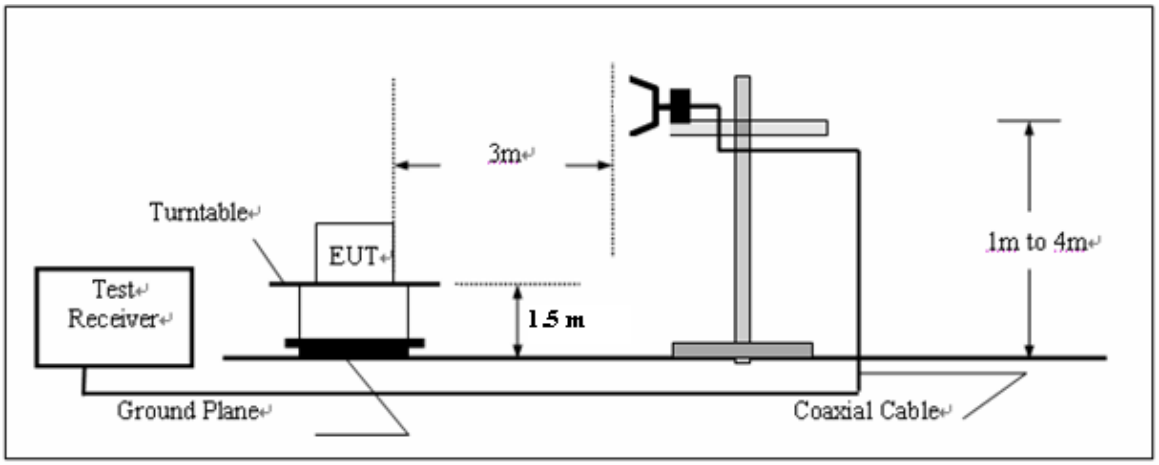

9.2.The Limit For Section 15.247(d)

Section 15.247(d): In any 100 kHz bandwidth outside the frequency band in which the spread spectrum or digitally modulated intentional radiator is operating, the radio frequency power that is produced by the intentional radiator shall be at least 20 dB below that in the 100 kHz bandwidth within the band that contains the highest level of the desired power, based on either an RF conducted or a radiated measurement, provided the transmitter demonstrates compliance with the peak conducted power limits. If the transmitter complies with the conducted power limits based on the use of RMS averaging over a time interval, as permitted under paragraph (b)(3) of this section, the attenuation required under this paragraph shall be 30 dB instead of 20 dB. Attenuation below the general limits specified in Section 15.209(a) is not required. In addition, radiated emissions which fall in the restricted bands, as defined in Section 15.205(a), must also comply with the radiated emission limits specified in Section 15.209(a).

9.3.Restricted bands of operation

9.3.1.FCC Part 15.205 Restricted bands of operation

(a) Except as shown in paragraph (d) of this section, Only spurious emissions are permitted in any of the frequency bands listed below:

MHz	MHz	MHz	GHz
0.090-0.110	16.42-16.423	399.9-410	4.5-5.15
[1]0.495-0.505	16.69475-16.69525	608-614	5.35-5.46
2.1735-2.1905	16.80425-16.80475	960-1240	7.25-7.75
4.125-4.128	25.5-25.67	1300-1427	8.025-8.5
4.17725-4.17775	37.5-38.25	1435-1626.5	9.0-9.2
4.20725-4.20775	73-74.6	1645.5-1646.5	9.3-9.5
6.215-6.218	74.8-75.2	1660-1710	10.6-12.7
6.26775-6.26825	108-121.94	1718.8-1722.2	13.25-13.4
6.31175-6.31225	123-138	2200-2300	14.47-14.5
8.291-8.294	149.9-150.05	2310-2390	15.35-16.2
8.362-8.366	156.52475-156.52525	2483.5-2500	17.7-21.4
8.37625-8.38675	156.7-156.9	2690-2900	22.01-23.12
8.41425-8.41475	162.0125-167.17	3260-3267	23.6-24.0
12.29-12.293	167.72-173.2	3332-3339	31.2-31.8
12.51975-12.52025	240-285	3345.8-3358	36.43-36.5
12.57675-12.57725	322-335.4	3600-4400	([2])
13.36-13.41			

[1]Until February 1, 1999, this restricted band shall be 0.490-0.510
[2]Above 38.6

(b) Except as provided in paragraphs (d) and (e), the field strength of emission appearing within these frequency bands shall not exceed the limits shown in Section 15.209. At frequencies equal to or less than 1000MHz, Compliance with the limits in Section 15.209 shall be demonstrated using measurement instrumentation employing a CISPR quasi-peak detector. Above 1000MHz, compliance with the emission limits in Section15.209 shall be demonstrated based on the average value of the measured emissions. The provisions in Section 15.35 apply to these measurements.

9.4. Configuration of EUT on Measurement

The equipment are installed on Radiated Emission Measurement to meet the commission requirements and operating regulations in a manner which tends to maximize its emission characteristics in normal application.

9.5. Operating Condition of EUT

9.5.1. Setup the EUT and simulator as shown as Section 9.1.

9.5.2. Turn on the power of all equipment.

9.5.3. Let the EUT work in TX modes measure it. The transmit frequency are 2412-2462 and 2422-2452MHz. We select 2412MHz, 2437MHz, 2462MHz and 2422MHz, 2437MHz, 2452MHz TX frequency to transmit.

9.6. Test Procedure

The EUT and its simulators are placed on a turntable, which is 0.8 meter high above ground. The turntable can rotate 360 degrees to determine the position of the maximum emission level. EUT is set 3.0 meters away from the receiving antenna, which is mounted on an antenna tower. The antenna can be moved up and down between 1.0 meter and 4 meters to find out the maximum emission level. Broadband antenna (calibrated bilog antenna) is used as receiving antenna. Both horizontal and vertical polarizations of the antenna are set on measurement. In order to find the maximum emission levels, all of the interface cables must be manipulated according to ANSI C63.10: 2013 on radiated emission measurement. The EUT was tested in 3 orthogonal planes.
For emission measurements above 1 GHz, the EUT shall be placed at a height of 1.5 m above the floor on a support that is RF transparent for the frequencies of interest. The turntable can rotate 360 degrees to determine the position of the maximum emission level. EUT is set 3.0 meters away from the receiving antenna, which is mounted on an antenna tower. The antenna can be moved up and down between 1.0 meter and 4 meters to find out the maximum emission level
The worst-case data rate for this channel to be 1Mbps for 802.11b mode and 6Mbps for 802.11g mode and 150Mbps for 802.11n mode, based on previous with 802.11 WLAN product design architectures.
The final measurement in band 9-90 kHz, 110-490 kHz and above 1000MHz is performed with Average detector. Except those frequency bands mention above, the final measurement for frequencies below 1000MHz is performed with Quasi Peak detector.
When average radiated emissions measurements are specified there is also a limit on the peak emissions level which is 20 dB above the applicable maximum permitted average emission limit
RBW (120 kHz), VBW (300 kHz) for QP detector below 1GHz
Peak detector above 1GHz
RBW (1 MHz), VBW (3MHz) for Peak measurement
RBW (1 MHz), VBW (10Hz) for AV measurement
If the peak-detected amplitude can be shown to comply with the average limit, then it is not necessary to perform a separate average measurement.

9.7.The Field Strength of Radiation Emission Measurement Results

Note: 1. Emissions attenuated more than 20 dB below the permissible value are not reported.

2. The fundamental radiated emissions were reduced by Band Reject Filter in the attached plots.

3. The EUT is tested radiation emission at each test mode(802.11 b/g/n) in three axes. The worst emissions are reported in all test mode and channels.

4. The 18-25GHz emissions are not reported, because the levels are too low against the limit.

Below 1G

ACCURATE TECHNOLOGY CO., LTD.
F1,Bldg,A,Changyuan New Material Port Keyuan Rd,
Science & Industry Park,Nanshan Shenzhen,P.R.China
Site: 1# Chamber
Tel:+86-0755-26503290
Fax:+86-0755-26503396

Job No.: Ricky2015 #635	Polarization: Vertical
Standard: FCC Class B 3M Radiated	Power Source: AC 120V/60Hz
Test item: Radiation Test	Date: 2015/03/14
Temp.(C)/Hum.(%) 25 C / 55 %	Time: 15:16:06
EUT: WiFi Alarm System	Engineer Signature:
Mode: TX 2412MHz(802.11b)	Distance: 3m
Model: W020	
Manufacturer: Chuango	

Note: Report No.:ATE20150445

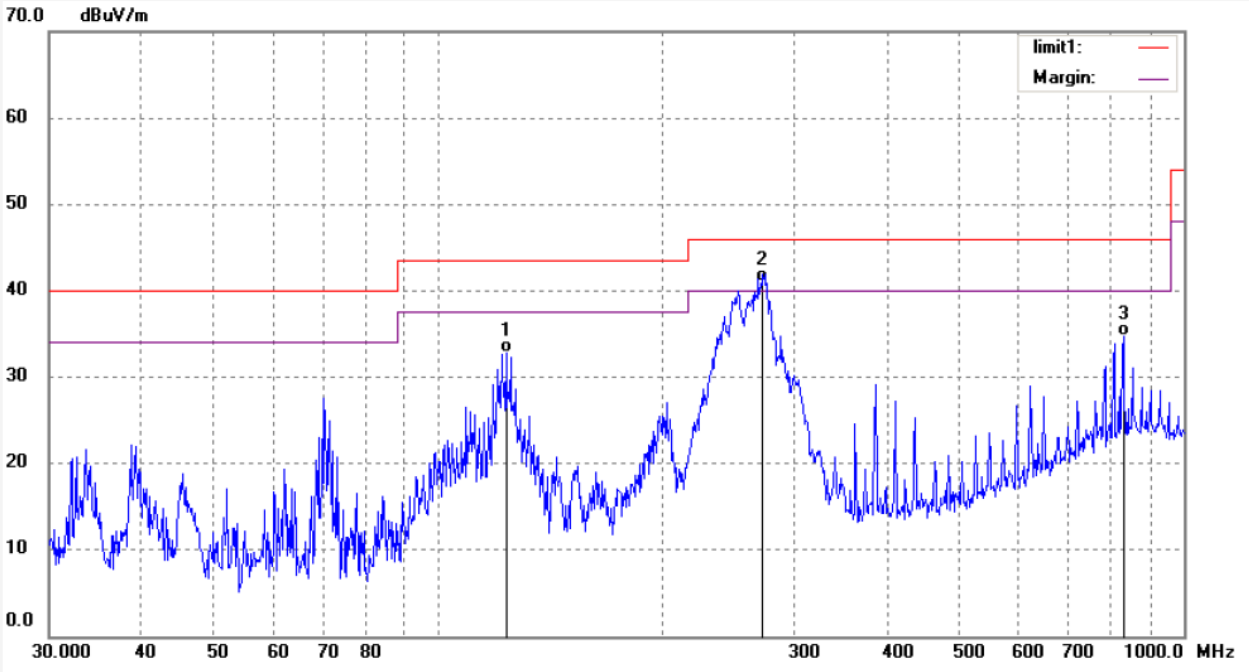

No.	Freq. (MHz)	Reading (dBuV/m)	Factor (dB)	Result (dBuV/m)	Limit (dBuV/m)	Margin (dB)	Detector	Height (cm)	Degree (deg.)	Remark
1	123.1815	55.52	-22.69	32.83	43.50	-10.67	QP			
2	272.5246	59.60	-18.62	40.98	46.00	-5.02	QP			
3	830.0909	41.96	-7.28	34.68	46.00	-11.32	QP			

ACCURATE TECHNOLOGY CO., LTD.
F1,Bldg,A,Changyuan New Material Port Keyuan Rd,
Science & Industry Park,Nanshan Shenzhen,P.R.China
Site: 1# Chamber
Tel:+86-0755-26503290
Fax:+86-0755-26503396

Job No.: Ricky2015 #634	Polarization: Horizontal
Standard: FCC Class B 3M Radiated	Power Source: AC 120V/60Hz
Test item: Radiation Test	Date: 2015/03/14
Temp.(C)/Hum.(%) 25 C / 55 %	Time: 15:15:17
EUT: WiFi Alarm System	Engineer Signature:
Mode: TX 2412MHz(802.11b)	Distance: 3m
Model: W020	
Manufacturer: Chuango	

Note: Report No.:ATE20150445

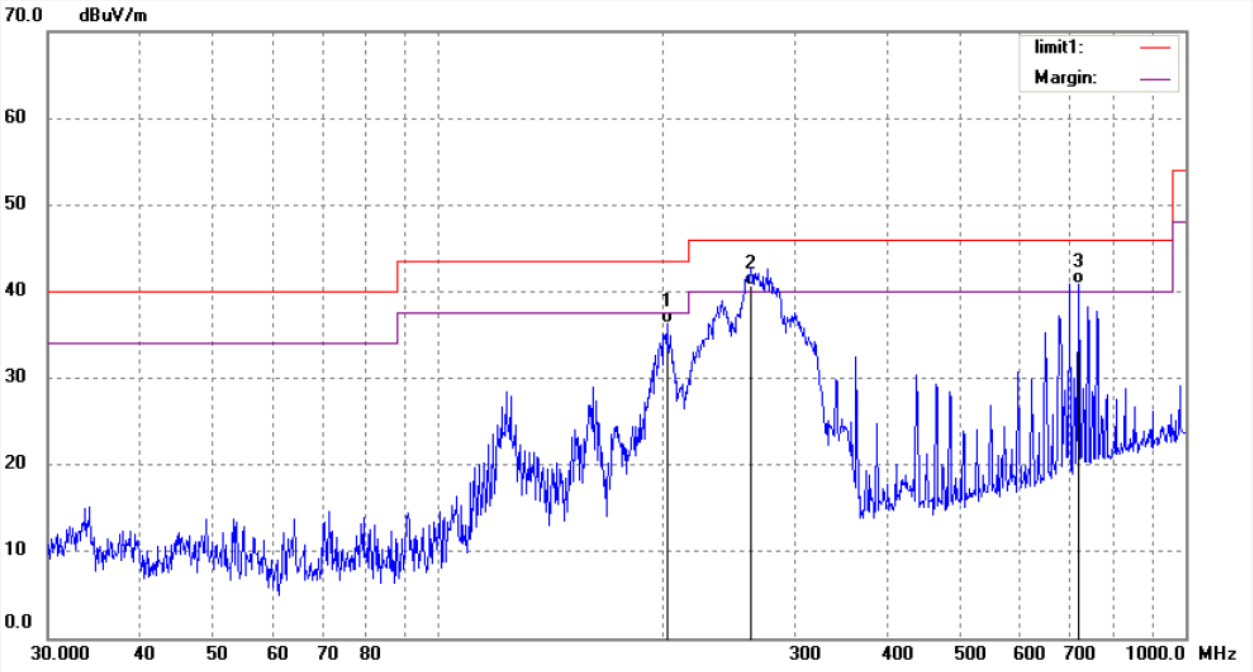

No.	Freq. (MHz)	Reading (dBuV/m)	Factor (dB)	Result (dBuV/m)	Limit (dBuV/m)	Margin (dB)	Detector	Height (cm)	Degree (deg.)	Remark
1	202.1630	56.43	-20.16	36.27	43.50	-7.23	QP			
2	262.1926	59.62	-19.01	40.61	46.00	-5.39	QP			
3	718.7246	50.17	-9.36	40.81	46.00	-5.19	QP			

ACCURATE TECHNOLOGY CO., LTD.
F1,Bldg,A,Changyuan New Material Port Keyuan Rd,
Science & Industry Park,Nanshan Shenzhen,P.R.China
Site: 1# Chamber
Tel:+86-0755-26503290
Fax:+86-0755-26503396

Job No.: Ricky2015 #633	Polarization: Horizontal
Standard: FCC Class B 3M Radiated	Power Source: AC 120V/60Hz
Test item: Radiation Test	Date: 2015/03/14
Temp.(C)/Hum.(%) 25 C / 55 %	Time: 15:14:26
EUT: WiFi Alarm System	Engineer Signature:
Mode: TX 2437MHz(802.11b)	Distance: 3m
Model: W020	
Manufacturer: Chuango	

Note: Report No.:ATE20150445

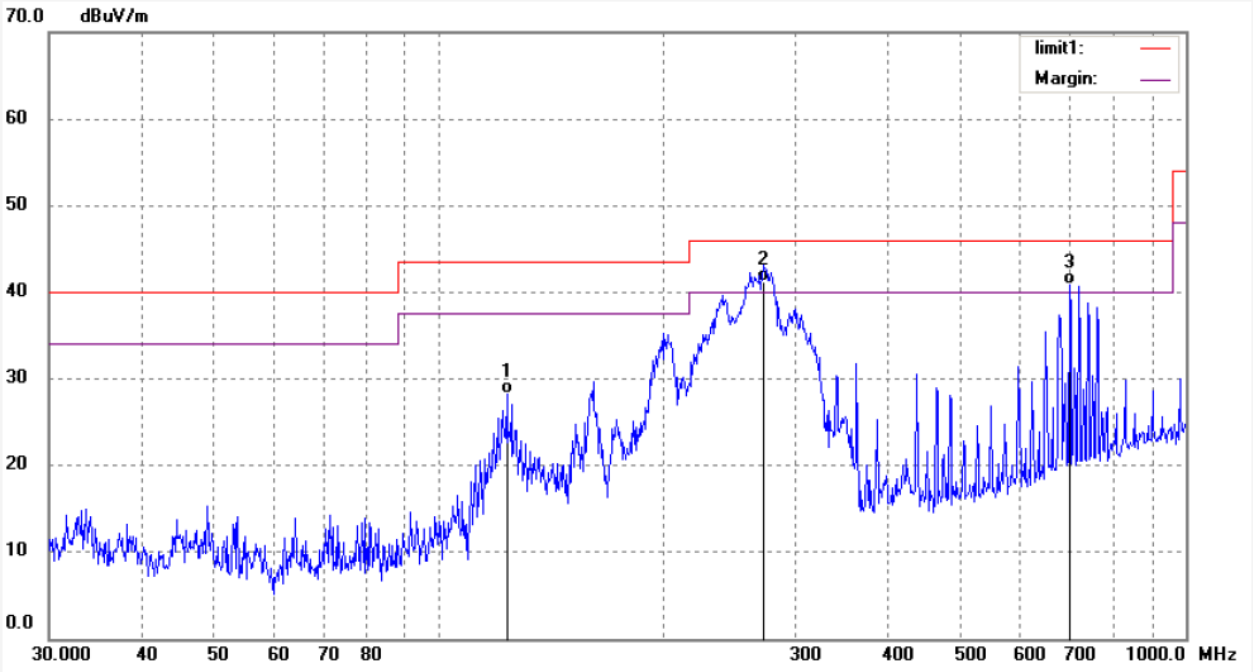

No.	Freq. (MHz)	Reading (dBuV/m)	Factor (dB)	Result (dBuV/m)	Limit (dBuV/m)	Margin (dB)	Detector	Height (cm)	Degree (deg.)	Remark
1	123.1815	50.93	-22.69	28.24	43.50	-15.26	QP			
2	272.5246	59.78	-18.62	41.16	46.00	-4.84	QP			
3	698.8035	50.69	-9.83	40.86	46.00	-5.14	QP			

ACCURATE TECHNOLOGY CO., LTD.
F1,Bldg,A,Changyuan New Material Port Keyuan Rd,
Science & Industry Park,Nanshan Shenzhen,P.R.China
Site: 1# Chamber
Tel:+86-0755-26503290
Fax:+86-0755-26503396

Job No.: Ricky2015 #632	Polarization: Vertical
Standard: FCC Class B 3M Radiated	Power Source: AC 120V/60Hz
Test item: Radiation Test	Date: 2015/03/14
Temp.(C)/Hum.(%) 25 C / 55 %	Time: 15:13:45
EUT: WiFi Alarm System	Engineer Signature:
Mode: TX 2437MHz(802.11b)	Distance: 3m
Model: W020	
Manufacturer: Chuango	

Note: Report No.:ATE20150445

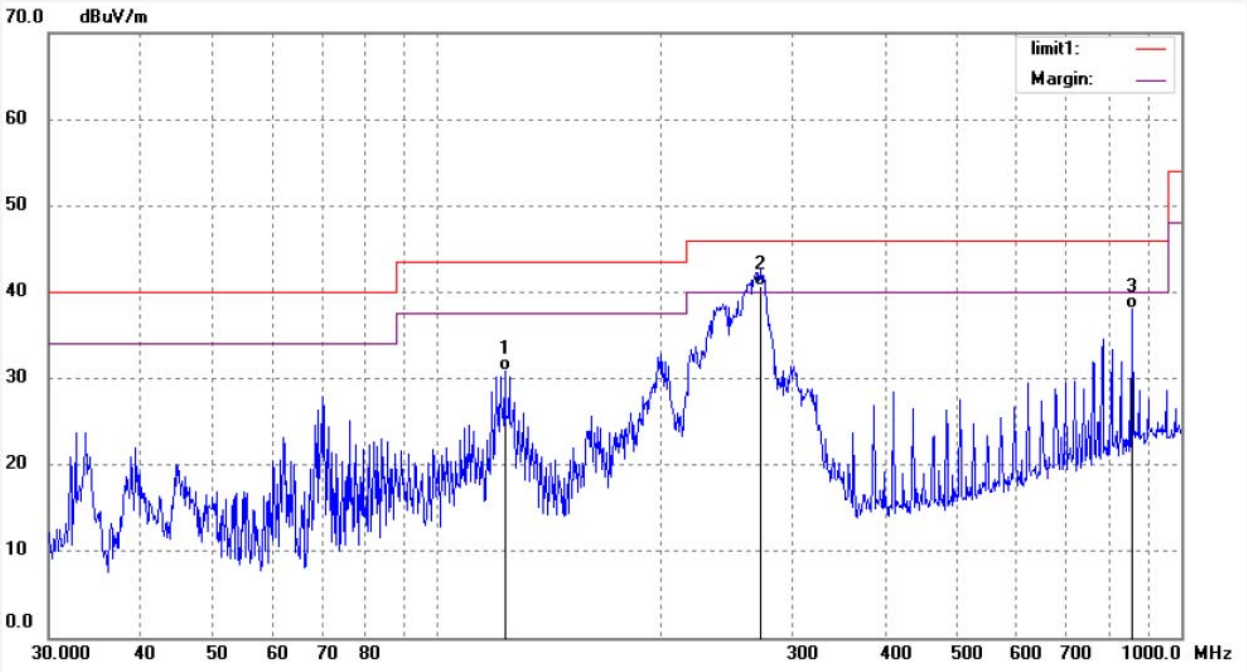

No.	Freq. (MHz)	Reading (dBuV/m)	Factor (dB)	Result (dBuV/m)	Limit (dBuV/m)	Margin (dB)	Detector	Height (cm)	Degree (deg.)	Remark
1	123.1814	53.53	-22.69	30.84	43.50	-12.66	QP			
2	271.5686	59.31	-18.66	40.65	46.00	-5.35	QP			
3	859.7753	44.84	-6.81	38.03	46.00	-7.97	QP			

ACCURATE TECHNOLOGY CO., LTD.
F1,Bldg,A,Changyuan New Material Port Keyuan Rd,
Science & Industry Park,Nanshan Shenzhen,P.R.China
Site: 1# Chamber
Tel:+86-0755-26503290
Fax:+86-0755-26503396

Job No.: Ricky2015 #631	Polarization: Vertical
Standard: FCC Class B 3M Radiated	Power Source: AC 120V/60Hz
Test item: Radiation Test	Date: 2015/03/14
Temp.(C)/Hum.(%) 25 C / 55 %	Time: 15:12:29
EUT: WiFi Alarm System	Engineer Signature:
Mode: TX 2462MHz(802.11b)	Distance: 3m
Model: W020	
Manufacturer: Chuango	

Note: Report No.:ATE20150445

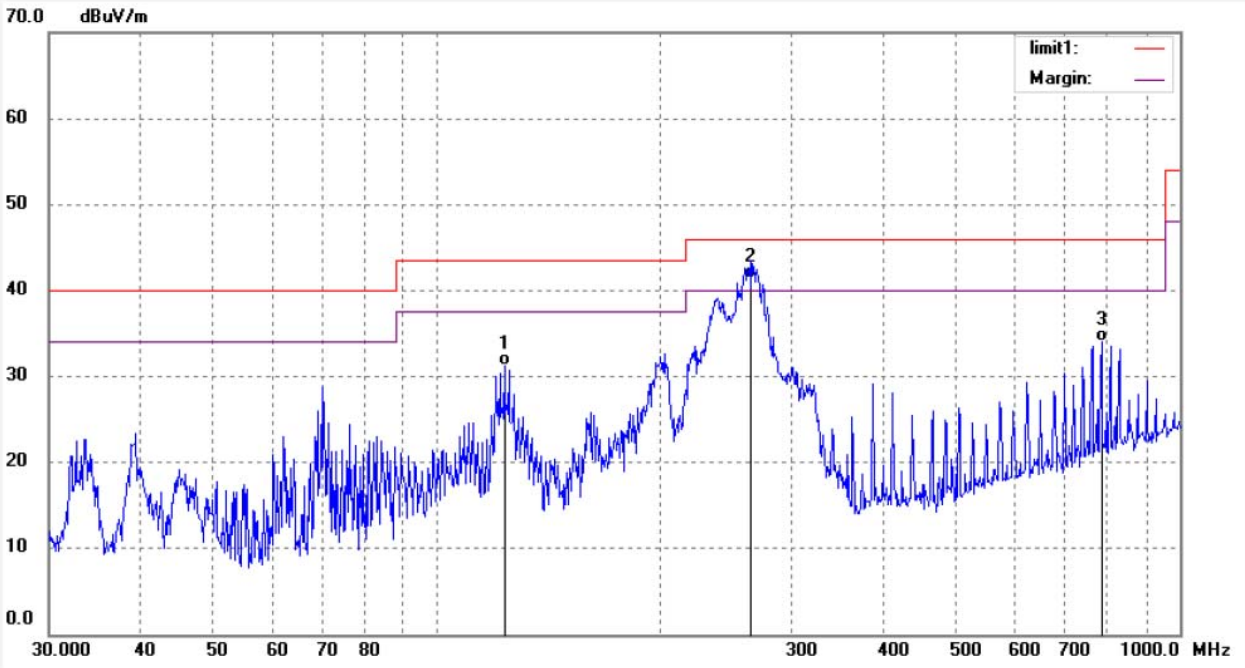

No.	Freq. (MHz)	Reading (dBuV/m)	Factor (dB)	Result (dBuV/m)	Limit (dBuV/m)	Margin (dB)	Detector	Height (cm)	Degree (deg.)	Remark
1	123.1815	53.95	-22.69	31.26	43.50	-12.24	QP			
2	264.0416	60.38	-18.91	41.47	46.00	-4.53	QP			
3	784.7129	42.09	-8.02	34.07	46.00	-11.93	QP			

ACCURATE TECHNOLOGY CO., LTD.
F1,Bldg,A,Changyuan New Material Port Keyuan Rd,
Science & Industry Park,Nanshan Shenzhen,P.R.China
Site: 1# Chamber
Tel:+86-0755-26503290
Fax:+86-0755-26503396

Job No.: Ricky2015 #630	Polarization: Horizontal
Standard: FCC Class B 3M Radiated	Power Source: AC 120V/60Hz
Test item: Radiation Test	Date: 2015/03/14
Temp.(C)/Hum.(%) 25 C / 55 %	Time: 15:11:01
EUT: WiFi Alarm System	Engineer Signature:
Mode: TX 2462MHz(802.11b)	Distance: 3m
Model: W020	
Manufacturer: Chuango	

Note: Report No.:ATE20150445

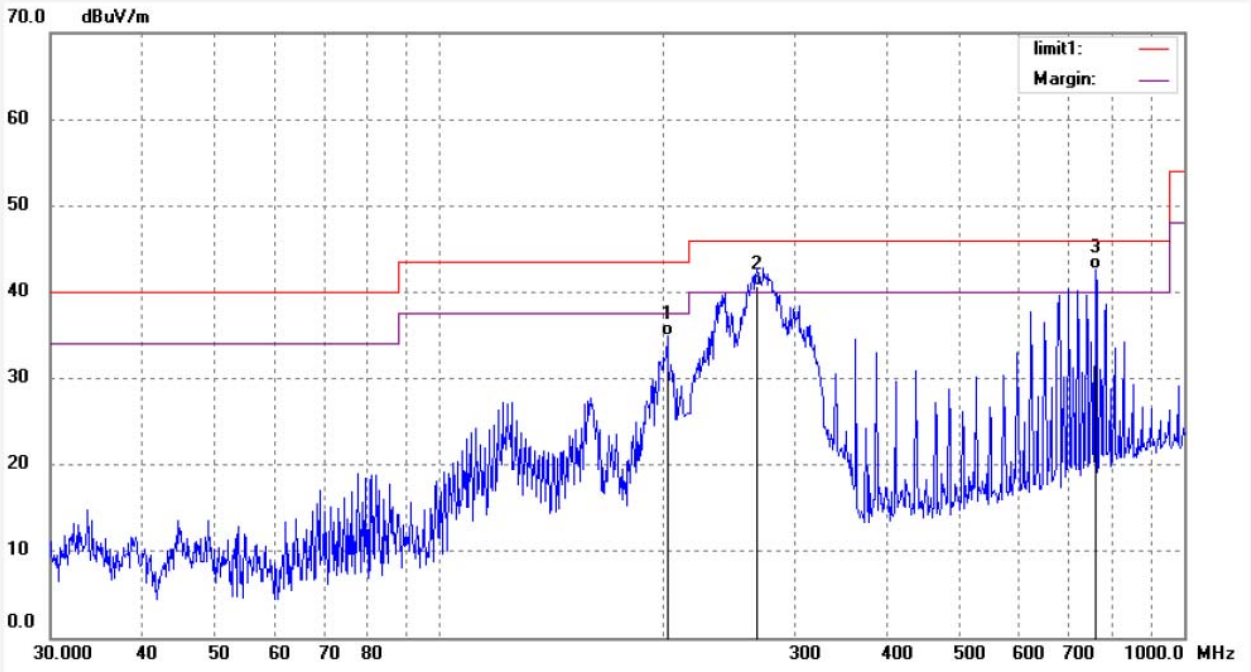

No.	Freq. (MHz)	Reading (dBuV/m)	Factor (dB)	Result (dBuV/m)	Limit (dBuV/m)	Margin (dB)	Detector	Height (cm)	Degree (deg.)	Remark
1	202.1630	55.03	-20.16	34.87	43.50	-8.63	QP			
2	266.8395	59.57	-18.80	40.77	46.00	-5.23	QP			
3	760.2867	51.09	-8.41	42.68	46.00	-3.32	QP			

ACCURATE TECHNOLOGY CO., LTD.
F1,Bldg,A,Changyuan New Material Port Keyuan Rd,
Science & Industry Park,Nanshan Shenzhen,P.R.China
Site: 1# Chamber
Tel:+86-0755-26503290
Fax:+86-0755-26503396

Job No.: Ricky2015 #624	Polarization: Vertical
Standard: FCC Class B 3M Radiated	Power Source: AC 120V/60Hz
Test item: Radiation Test	Date: 2015/03/14
Temp.(C)/Hum.(%) 25 C / 55 %	Time: 15:02:58
EUT: WiFi Alarm System	Engineer Signature:
Mode: TX 2412MHz(802.11g)	Distance: 3m
Model: W020	
Manufacturer: Chuango	

Note: Report No.:ATE20150445

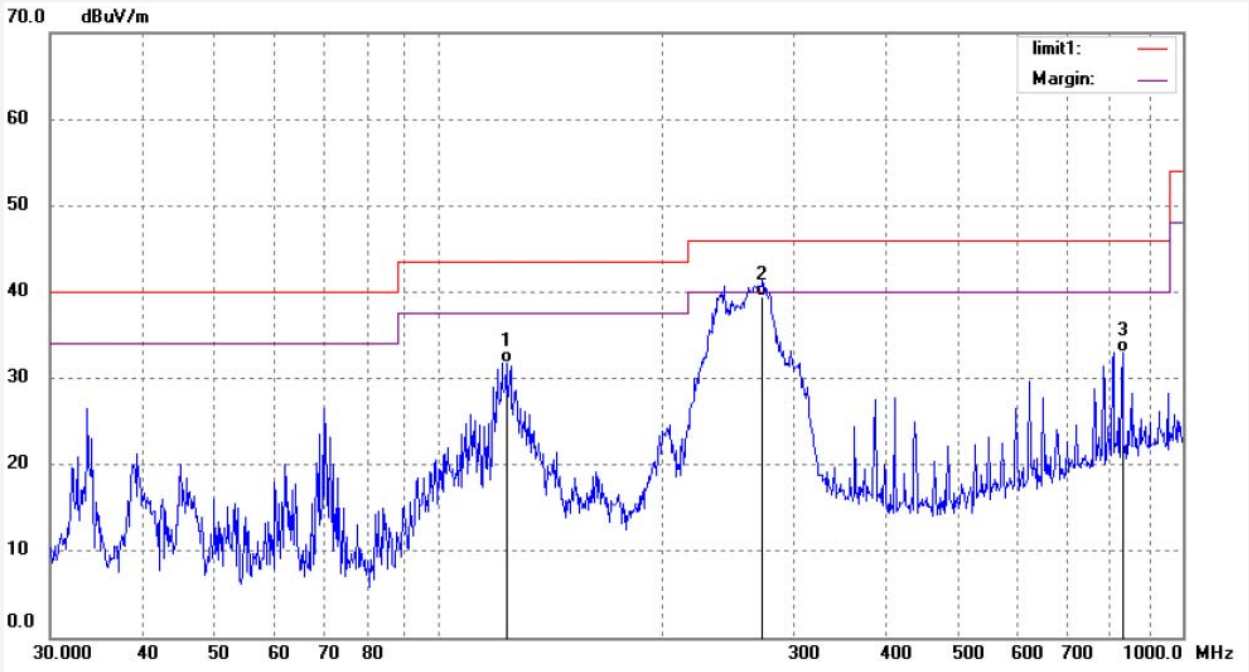

No.	Freq. (MHz)	Reading (dBuV/m)	Factor (dB)	Result (dBuV/m)	Limit (dBuV/m)	Margin (dB)	Detector	Height (cm)	Degree (deg.)	Remark
1	123.1814	54.52	-22.69	31.83	43.50	-11.67	QP			
2	272.5246	58.08	-18.62	39.46	46.00	-6.54	QP			
3	830.0909	40.23	-7.28	32.95	46.00	-13.05	QP			

ACCURATE TECHNOLOGY CO., LTD.
F1,Bldg,A,Changyuan New Material Port Keyuan Rd,
Science & Industry Park,Nanshan Shenzhen,P.R.China
Site: 1# Chamber
Tel:+86-0755-26503290
Fax:+86-0755-26503396

Job No.: Ricky2015 #625	Polarization: Horizontal
Standard: FCC Class B 3M Radiated	Power Source: AC 120V/60Hz
Test item: Radiation Test	Date: 2015/03/14
Temp.(C)/Hum.(%) 25 C / 55 %	Time: 15:03:35
EUT: WiFi Alarm System	Engineer Signature:
Mode: TX 2412MHz(802.11g)	Distance: 3m
Model: W020	
Manufacturer: Chuango	

Note: Report No.:ATE20150445

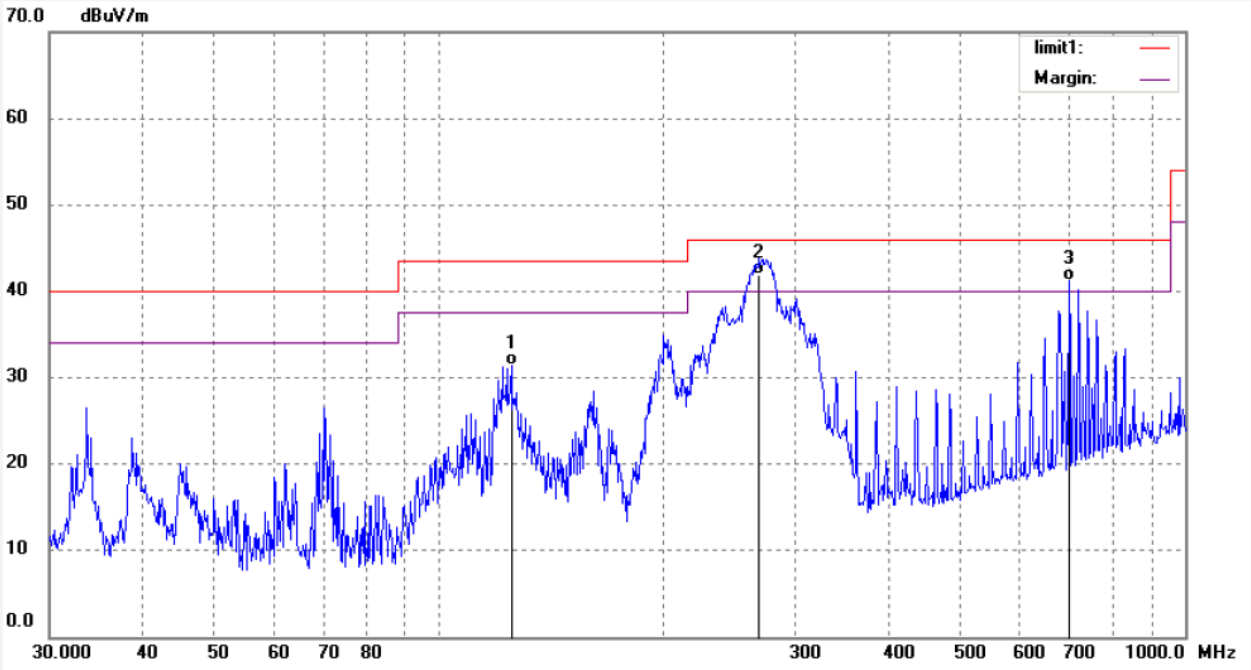

No.	Freq. (MHz)	Reading (dBuV/m)	Factor (dB)	Result (dBuV/m)	Limit (dBuV/m)	Margin (dB)	Detector	Height (cm)	Degree (deg.)	Remark
1	124.9249	54.13	-22.79	31.34	43.50	-12.16	QP			
2	268.7212	60.62	-18.73	41.89	46.00	-4.11	QP			
3	698.8035	50.99	-9.83	41.16	46.00	-4.84	QP			

ACCURATE TECHNOLOGY CO., LTD.
F1,Bldg,A,Changyuan New Material Port Keyuan Rd,
Science & Industry Park,Nanshan Shenzhen,P.R.China
Site: 1# Chamber
Tel:+86-0755-26503290
Fax:+86-0755-26503396

Job No.: Ricky2015 #626	Polarization: Horizontal
Standard: FCC Class B 3M Radiated	Power Source: AC 120V/60Hz
Test item: Radiation Test	Date: 2015/03/14
Temp.(C)/Hum.(%) 25 C / 55 %	Time: 15:05:31
EUT: WiFi Alarm System	Engineer Signature:
Mode: TX 2437MHz(802.11g)	Distance: 3m
Model: W020	
Manufacturer: Chuango	

Note: Report No.:ATE20150445

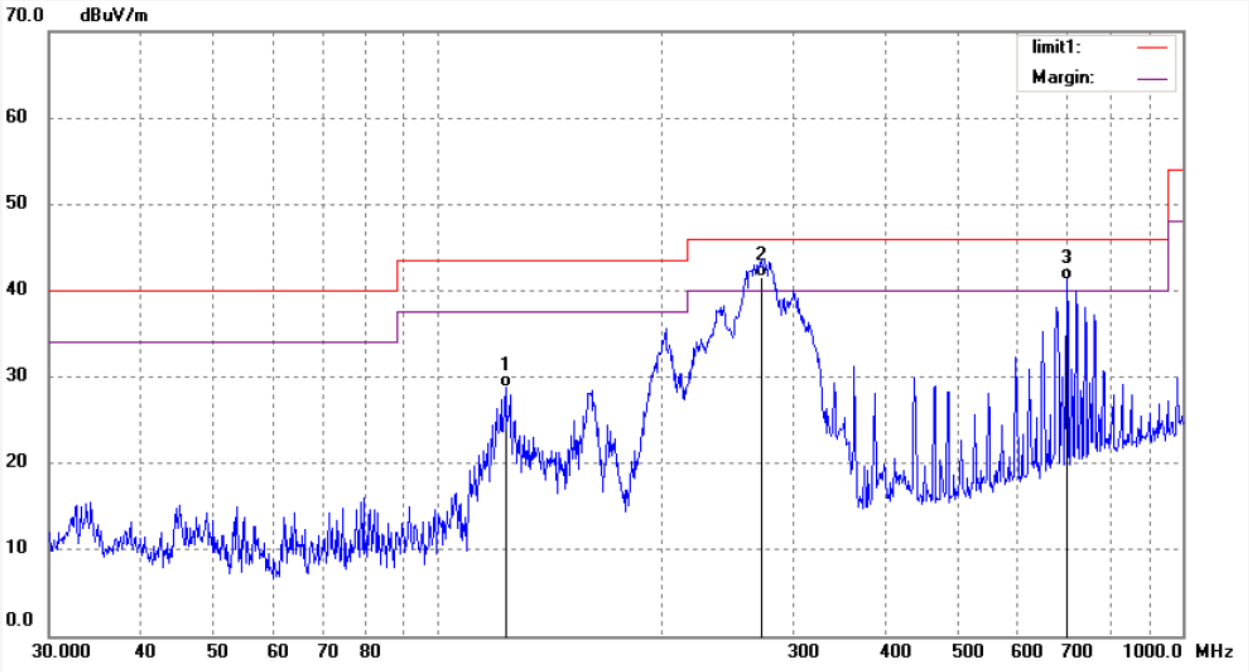

No.	Freq. (MHz)	Reading (dBuV/m)	Factor (dB)	Result (dBuV/m)	Limit (dBuV/m)	Margin (dB)	Detector	Height (cm)	Degree (deg.)	Remark
1	123.1815	51.53	-22.69	28.84	43.50	-14.66	QP			
2	272.5246	60.24	-18.62	41.62	46.00	-4.38	QP			
3	698.8035	51.13	-9.83	41.30	46.00	-4.70	QP			

ACCURATE TECHNOLOGY CO., LTD.
F1,Bldg,A,Changyuan New Material Port Keyuan Rd,
Science & Industry Park,Nanshan Shenzhen,P.R.China
Site: 1# Chamber
Tel:+86-0755-26503290
Fax:+86-0755-26503396

Job No.: Ricky2015 #627	Polarization: Vertical
Standard: FCC Class B 3M Radiated	Power Source: AC 120V/60Hz
Test item: Radiation Test	Date: 2015/03/14
Temp.(C)/Hum.(%) 25 C / 55 %	Time: 15:08:32
EUT: WiFi Alarm System	Engineer Signature:
Mode: TX 2437MHz(802.11g)	Distance: 3m
Model: W020	
Manufacturer: Chuango	

Note: Report No.:ATE20150445

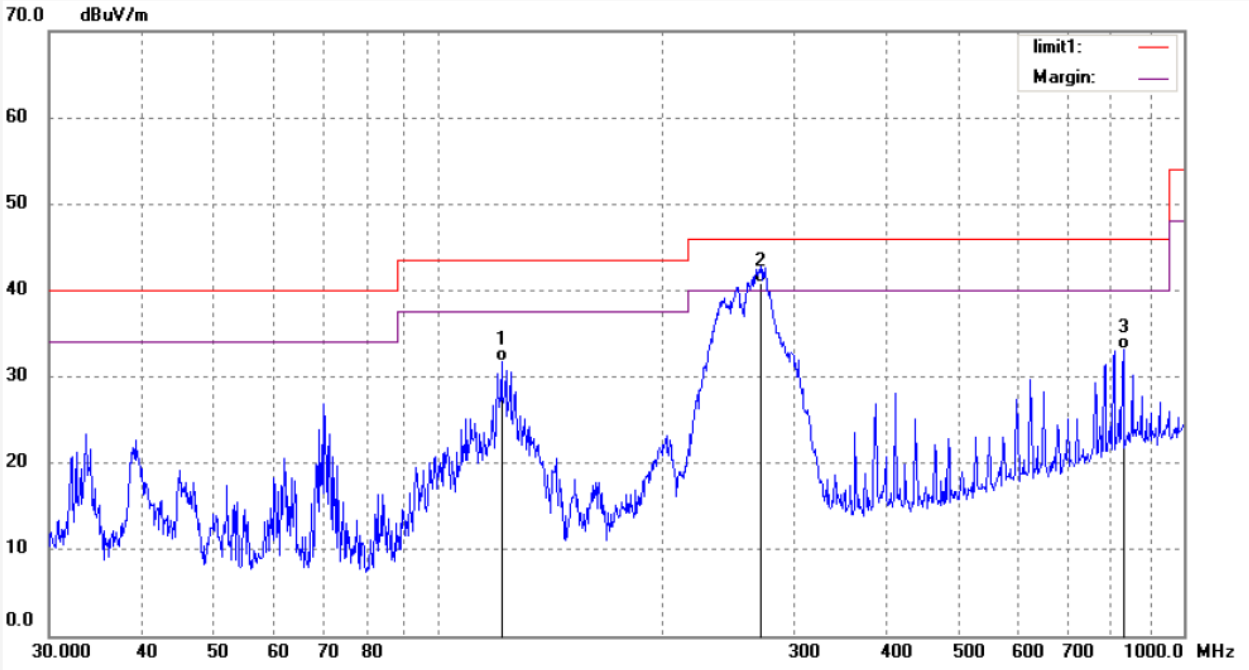

No.	Freq. (MHz)	Reading (dBuV/m)	Factor (dB)	Result (dBuV/m)	Limit (dBuV/m)	Margin (dB)	Detector	Height (cm)	Degree (deg.)	Remark
1	121.4623	54.30	-22.61	31.69	43.50	-11.81	QP			
2	270.6162	59.53	-18.68	40.85	46.00	-5.15	QP			
3	830.0909	40.36	-7.28	33.08	46.00	-12.92	QP			

ACCURATE TECHNOLOGY CO., LTD.
F1,Bldg,A,Changyuan New Material Port Keyuan Rd,
Science & Industry Park,Nanshan Shenzhen,P.R.China
Site: 1# Chamber
Tel:+86-0755-26503290
Fax:+86-0755-26503396

Job No.: Ricky2015 #628	Polarization: Vertical
Standard: FCC Class B 3M Radiated	Power Source: AC 120V/60Hz
Test item: Radiation Test	Date: 2015/03/14
Temp.(C)/Hum.(%) 25 C / 55 %	Time: 15:09:24
EUT: WiFi Alarm System	Engineer Signature:
Mode: TX 2462MHz(802.11g)	Distance: 3m
Model: W020	
Manufacturer: Chuango	

Note: Report No.:ATE20150445

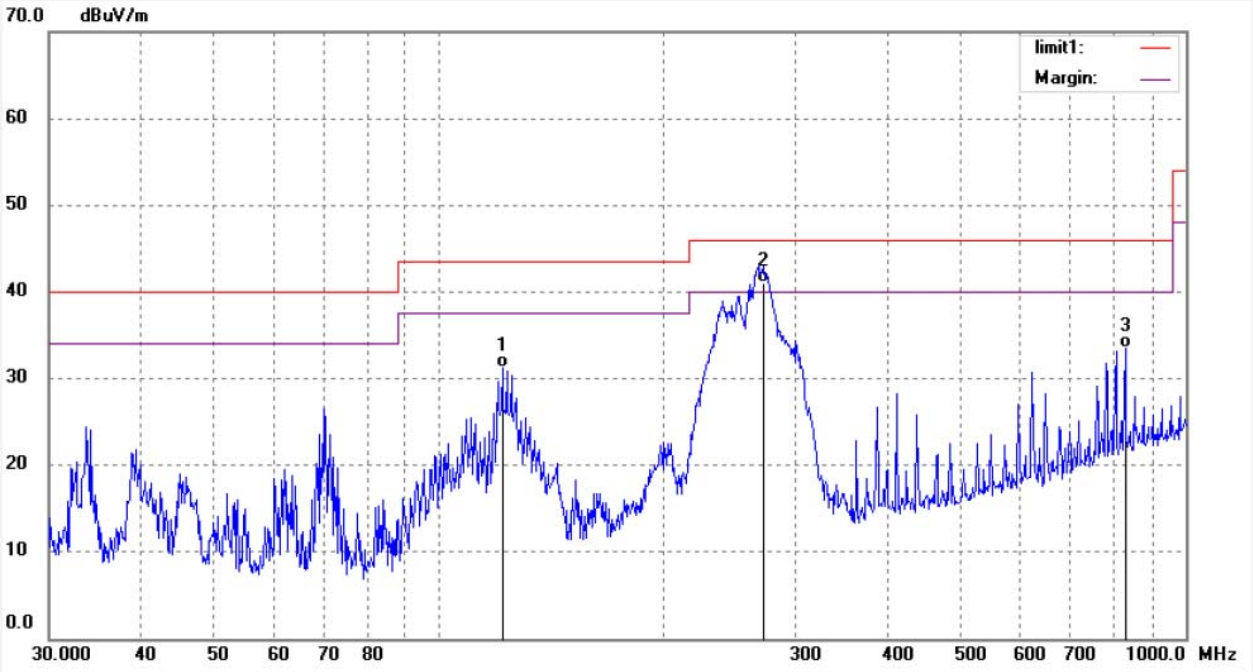

No.	Freq. (MHz)	Reading (dBuV/m)	Factor (dB)	Result (dBuV/m)	Limit (dBuV/m)	Margin (dB)	Detector	Height (cm)	Degree (deg.)	Remark
1	121.4623	53.91	-22.61	31.30	43.50	-12.20	QP			
2	272.5246	59.65	-18.62	41.03	46.00	-4.97	QP			
3	830.0909	40.76	-7.28	33.48	46.00	-12.52	QP			

ACCURATE TECHNOLOGY CO., LTD.
F1,Bldg,A,Changyuan New Material Port Keyuan Rd,
Science & Industry Park,Nanshan Shenzhen,P.R.China
Site: 1# Chamber
Tel:+86-0755-26503290
Fax:+86-0755-26503396

Job No.: Ricky2015 #629	Polarization: Horizontal
Standard: FCC Class B 3M Radiated	Power Source: AC 120V/60Hz
Test item: Radiation Test	Date: 2015/03/14
Temp.(C)/Hum.(%) 25 C / 55 %	Time: 15:10:21
EUT: WiFi Alarm System	Engineer Signature:
Mode: TX 2462MHz(802.11g)	Distance: 3m
Model: W020	
Manufacturer: Chuango	

Note: Report No.:ATE20150445

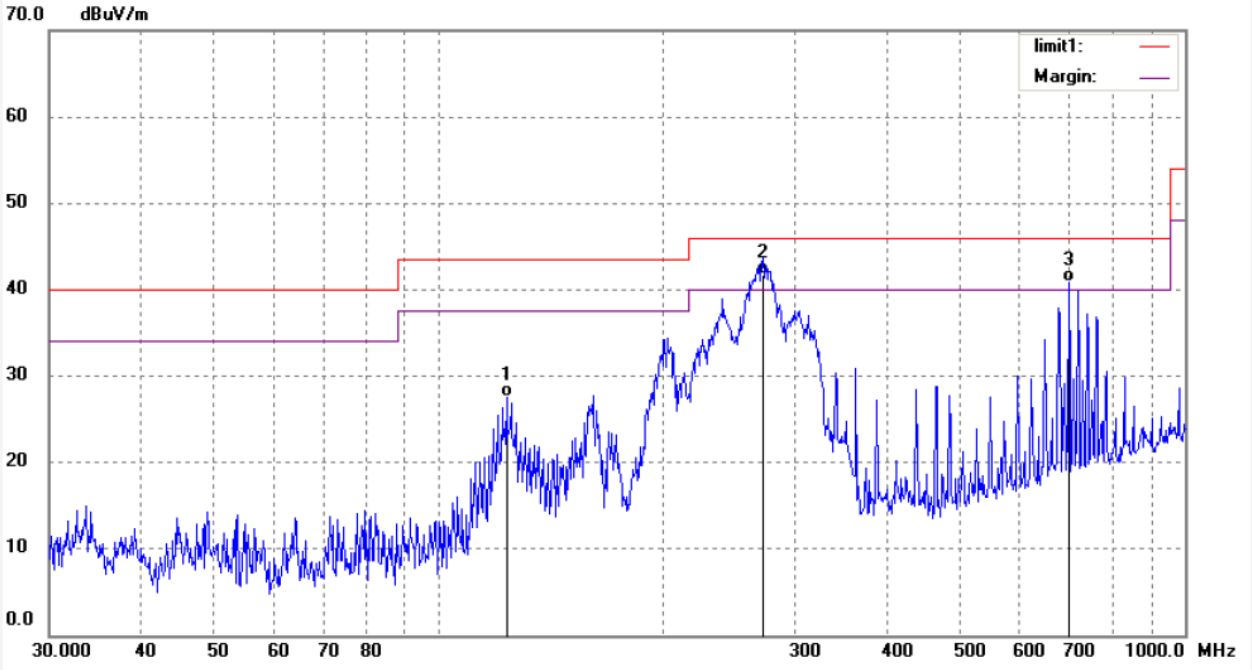

No.	Freq. (MHz)	Reading (dBuV/m)	Factor (dB)	Result (dBuV/m)	Limit (dBuV/m)	Margin (dB)	Detector	Height (cm)	Degree (deg.)	Remark
1	123.1815	50.25	-22.69	27.56	43.50	-15.94	QP			
2	272.5246	60.33	-18.62	41.71	46.00	-4.29	QP			
3	698.8035	50.66	-9.83	40.83	46.00	-5.17	QP			

ACCURATE TECHNOLOGY CO., LTD.
F1,Bldg,A,Changyuan New Material Port Keyuan Rd,
Science & Industry Park,Nanshan Shenzhen,P.R.China
Site: 1# Chamber
Tel:+86-0755-26503290
Fax:+86-0755-26503396

Job No.: Ricky2015 #623	Polarization: Horizontal
Standard: FCC Class B 3M Radiated	Power Source: AC 120V/60Hz
Test item: Radiation Test	Date: 15/03/14/
Temp.(C)/Hum.(%) 25 C / 55 %	Time: 10/29/40
EUT: WiFi Alarm System	Engineer Signature:
Mode: TX 2412MHz(802.11n20)	Distance: 3m
Model: W020	
Manufacturer: Chuango	

Note: Report No.:ATE20150445

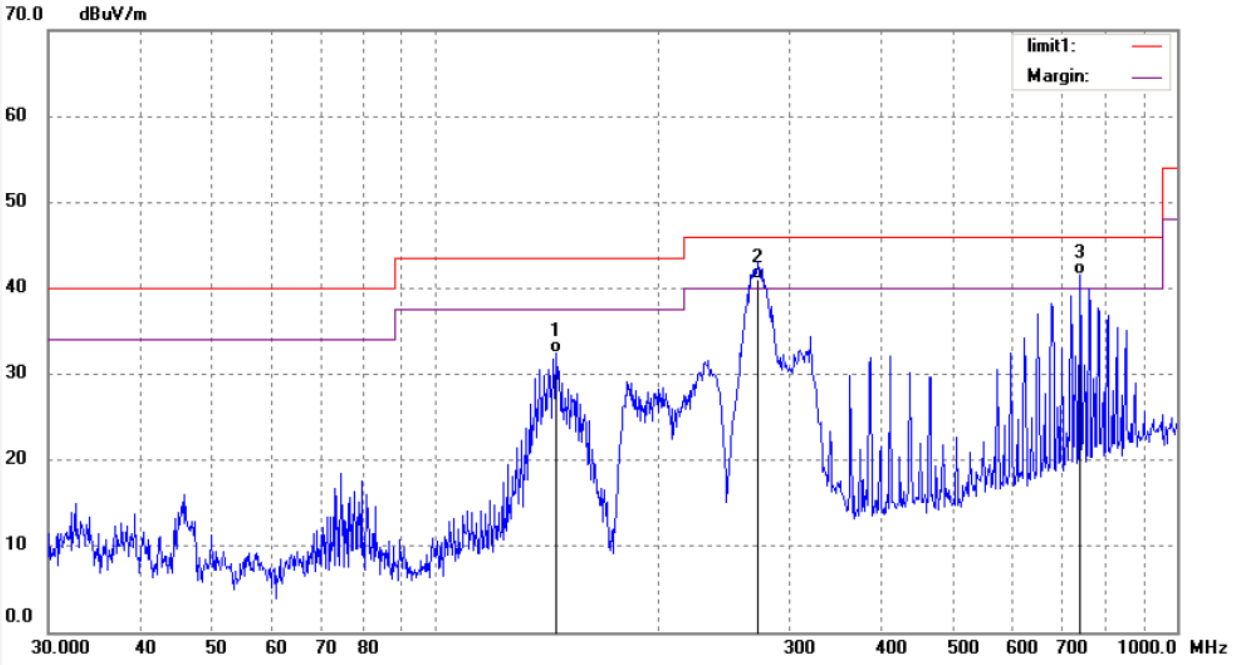

No.	Freq. (MHz)	Reading (dBuV/m)	Factor (dB)	Result (dBuV/m)	Limit (dBuV/m)	Margin (dB)	Detector	Height (cm)	Degree (deg.)	Remark
1	145.2995	56.15	-23.70	32.45	43.50	-11.05	QP			
2	272.5246	59.69	-18.62	41.07	46.00	-4.93	QP			
3	739.2136	50.36	-8.85	41.51	46.00	-4.49	QP			

ACCURATE TECHNOLOGY CO., LTD.
F1,Bldg,A,Changyuan New Material Port Keyuan Rd,
Science & Industry Park,Nanshan Shenzhen,P.R.China
Site: 1# Chamber
Tel:+86-0755-26503290
Fax:+86-0755-26503396

Job No.: Ricky2015 #622	Polarization: Vertical
Standard: FCC Class B 3M Radiated	Power Source: AC 120V/60Hz
Test item: Radiation Test	Date: 15/03/14/
Temp.(C)/Hum.(%) 25 C / 55 %	Time: 10/28/05
EUT: WiFi Alarm System	Engineer Signature:
Mode: TX 2412MHz(802.11n20)	Distance: 3m
Model: W020	
Manufacturer: Chuango	

Note: Report No.:ATE20150445

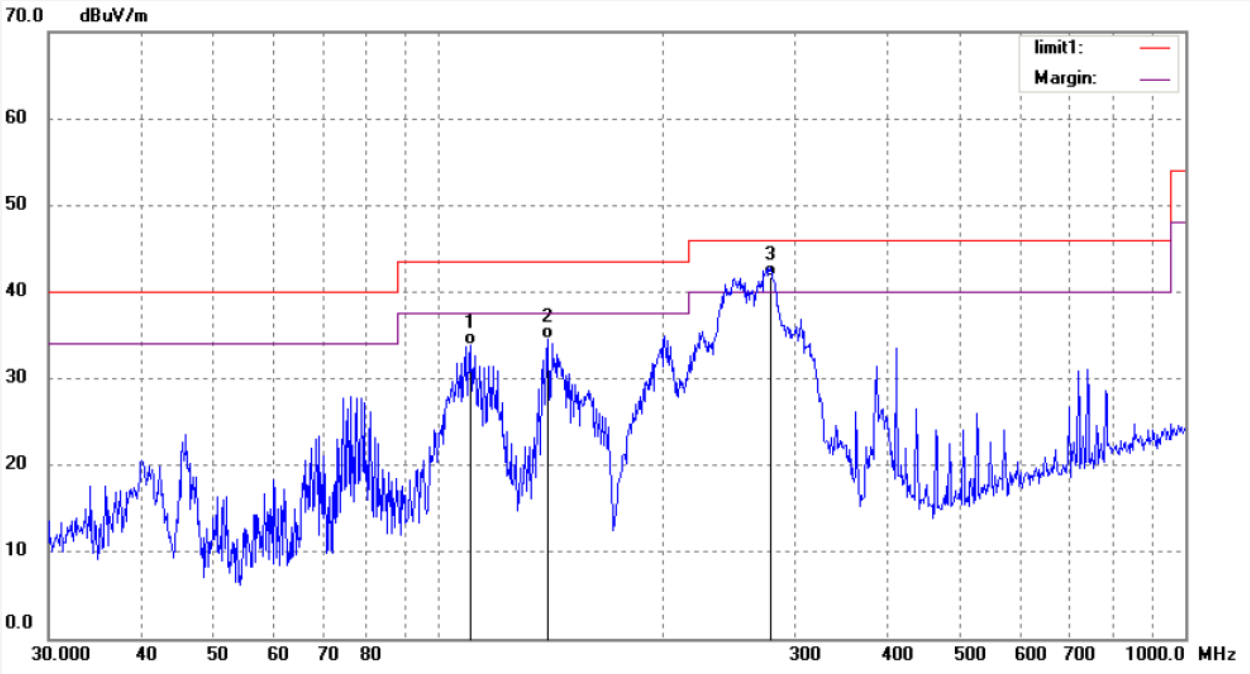

No.	Freq. (MHz)	Reading (dBuV/m)	Factor (dB)	Result (dBuV/m)	Limit (dBuV/m)	Margin (dB)	Detector	Height (cm)	Degree (deg.)	Remark
1	110.4693	56.03	-22.18	33.85	43.50	-9.65	QP			
2	140.2829	58.08	-23.49	34.59	43.50	-8.91	QP			
3	278.3308	60.14	-18.38	41.76	46.00	-4.24	QP			

ACCURATE TECHNOLOGY CO., LTD.
F1,Bldg,A,Changyuan New Material Port Keyuan Rd,
Science & Industry Park,Nanshan Shenzhen,P.R.China
Site: 1# Chamber
Tel:+86-0755-26503290
Fax:+86-0755-26503396

Job No.: Ricky2015 #621	Polarization: Vertical
Standard: FCC Class B 3M Radiated	Power Source: AC 120V/60Hz
Test item: Radiation Test	Date: 15/03/14/
Temp.(C)/Hum.(%) 25 C / 55 %	Time: 10/27/04
EUT: WiFi Alarm System	Engineer Signature:
Mode: TX 2437MHz(802.11n20)	Distance: 3m
Model: W020	
Manufacturer: Chuango	

Note: Report No.:ATE20150445

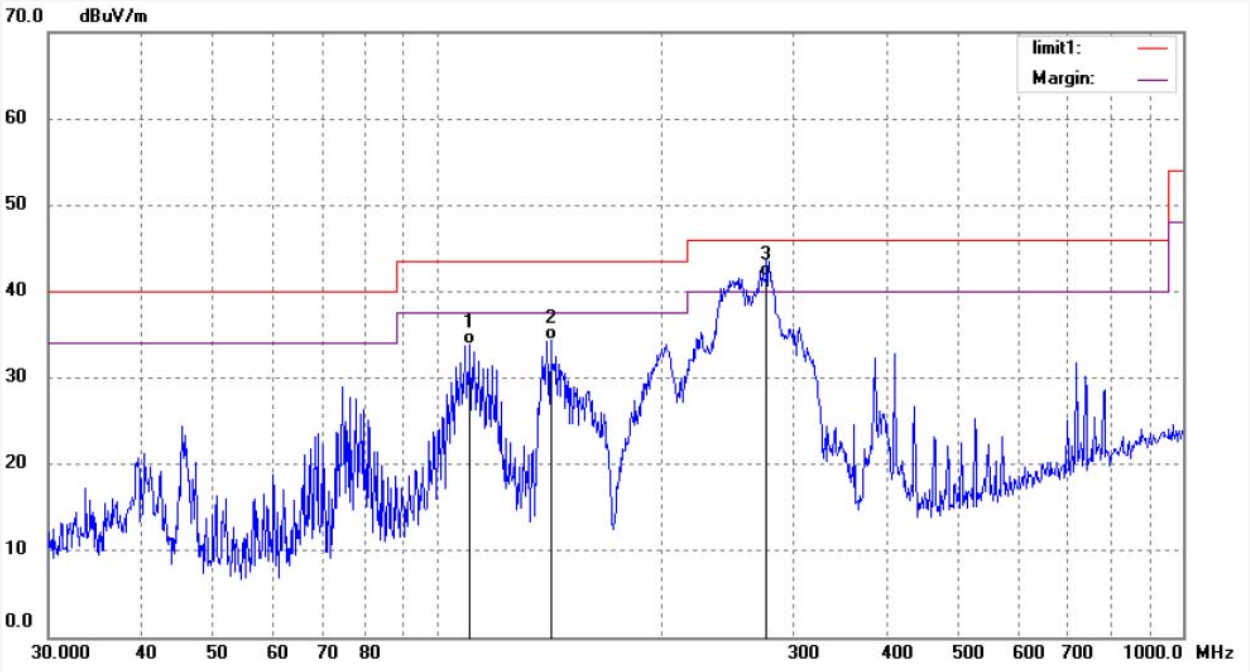

No.	Freq. (MHz)	Reading (dBuV/m)	Factor (dB)	Result (dBuV/m)	Limit (dBuV/m)	Margin (dB)	Detector	Height (cm)	Degree (deg.)	Remark
1	110.4693	56.11	-22.18	33.93	43.50	-9.57	QP			
2	141.7694	57.87	-23.56	34.31	43.50	-9.19	QP			
3	276.3818	60.18	-18.48	41.70	46.00	-4.30	QP			

ACCURATE TECHNOLOGY CO., LTD.
F1,Bldg,A,Changyuan New Material Port Keyuan Rd,
Science & Industry Park,Nanshan Shenzhen,P.R.China
Site: 1# Chamber
Tel:+86-0755-26503290
Fax:+86-0755-26503396

Job No.: Ricky2015 #620	Polarization: Horizontal
Standard: FCC Class B 3M Radiated	Power Source: AC 120V/60Hz
Test item: Radiation Test	Date: 15/03/14/
Temp.(C)/Hum.(%) 25 C / 55 %	Time: 10/25/25
EUT: WiFi Alarm System	Engineer Signature:
Mode: TX 2437MHz(802.11n20)	Distance: 3m
Model: W020	
Manufacturer: Chuango	

Note: Report No.:ATE20150445

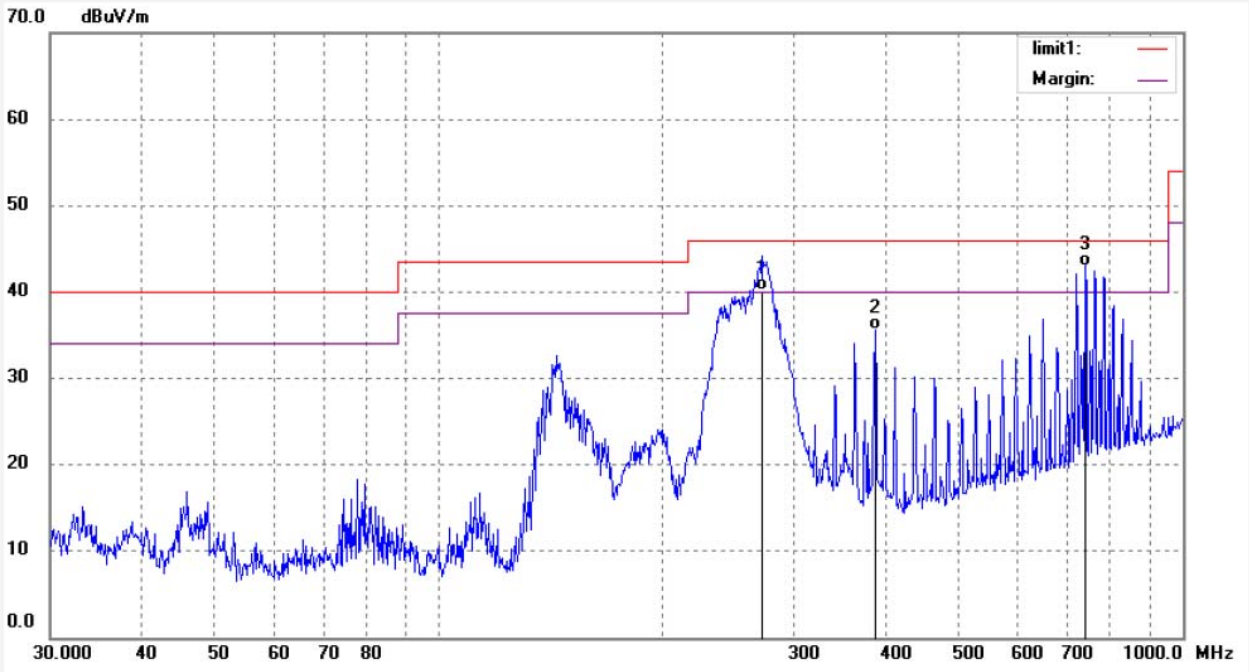

No.	Freq. (MHz)	Reading (dBuV/m)	Factor (dB)	Result (dBuV/m)	Limit (dBuV/m)	Margin (dB)	Detector	Height (cm)	Degree (deg.)	Remark
1	272.5246	58.75	-18.62	40.13	46.00	-5.87	QP			
2	385.8981	51.33	-15.76	35.57	46.00	-10.43	QP			
3	739.2136	51.80	-8.85	42.95	46.00	-3.05	QP			