# Annex A301 – Calibration Data

No. 1-0701-25-02-12_TR1-A301-R01

March 3, 2026

| | |
|---|---|
| Description | Detailed WPT System calibration data |

This test report is electronically signed and valid without handwritten signature.
Public keys for verification of the electronic signatures can be requested at the testing laboratory.

cn=Obada Abo Oun, o=cetecom advanced GmbH, ou=AON-230601, email=obada.abooun@cetecomadvanced.com, c=DE
2026.03.03 13:56:41 +01'00'

authorized by

**Obada Abo Oun**

Testing Manager

Regulatory Services Radio

**Calibration Laboratory of**
Schmid & Partner
Engineering AG
Zeughausstrasse 43, 8004 Zurich, Switzerland

S Schweizerischer Kalibrierdienst
C Service suisse d'étalonnage
Servizio svizzero di taratura
S Swiss Calibration Service

Accredited by the Swiss Accreditation Service (SAS)
**The Swiss Accreditation Service is one of the signatories to the EA Multilateral Agreement for the recognition of calibration certificates**

**Accreditation No.: SCS 0108**

**Client** **Cetecom Advanced**
**Saarbrücken, Germany**

**Certificate No.** **MAGPy-8H3D-3079_Nov25**

# CALIBRATION CERTIFICATE

| | |
|---|---|
| Object | MAGPy-8H3D+E3DV2 SN:3079<br>MAGPy-DASV2 SN:1023 |
| Calibration procedure(s) | QA CAL-46.v3<br>Calibration Procedure for MAGPy–8H3D+E3D<br>Near-field Electric and Magnetic Field Sensor System |
| Calibration date | November 11, 2025 |

This calibration certificate documents the traceability to national standards, which realize the physical units of measurements (SI). The measurements and the uncertainties with confidence probability are given on the following pages and are part of the certificate.

All calibrations have been conducted in the closed laboratory facility: environment temperature (22 ± 3)°C and humidity < 70%.

Calibration Equipment used (M&TE critical for calibration)

| Primary Standards | ID | Cal Date (Certificate No.) | Scheduled Calibration |
|---|---|---|---|
| Oscilloscope | SN: 112135 | 15-Aug-25 (No. 4030A315010979) | Aug-26 |
| Reference 20 dB Attenuator | SN: CC2552 (20x) | 26-Mar-25 (No. 217-04284) | Mar-26 |
| Type-N mismatch | SN: L1119 | 26-Mar-25 (No. 217-04292) | Mar-26 |

| Secondary Standards | ID | Check Date (in house) | Scheduled Check |
|---|---|---|---|
| Network Analyzer E5061B | SN: MY49810922 | In house check: Nov-24 | In house check: Nov-25 |
| TEM Cell | SN: S6029 | In house check: Nov-24 | In house check: Nov-25 |
| Plate Capacitor | SN: 6026 | In house check: Nov-24 | In house check: Nov-25 |
| Resonator (160kHz) | SN: 6030 | In house check: Nov-24 | In house check: Nov-25 |

| | Name | Function | Signature |
|---|---|---|---|
| Calibrated by | Krešimir Franjić | Laboratory Technician | |
| Approved by | Sven Kühn | Technical Manager | i.A. |

Issued: November 11, 2025

This calibration certificate shall not be reproduced except in full without written approval of the laboratory.

**Calibration Laboratory of**
Schmid & Partner
Engineering AG
Zeughausstrasse 43, 8004 Zurich, Switzerland

S Schweizerischer Kalibrierdienst
C Service suisse d'étalonnage
Servizio svizzero di taratura
S Swiss Calibration Service

Accreditation No.: **SCS 0108**

Accredited by the Swiss Accreditation Service (SAS)
**The Swiss Accreditation Service is one of the signatories to the EA Multilateral Agreement for the recognition of calibration certificates**

## Glossary

| | |
|---|---|
| MAGPy-8H3D-E3D | Magnetic Amplitude and Gradient Probe – Eight H-field Sensors, Single E-field sensor |
| MAGPy-DAS | Magnetic Amplitude and Gradient Data Acquisition System |

## Calibration is Performed According to the Following Standards:

a) IEEE Std 1309-2013, "IEEE Standard for calibration of electromagnetic field sensors and probes, excluding antennas, from 9 kHz to 40 GHz", November 2013

## Methods Applied and Interpretation of Parameters

- Calibration has been performed after the adjustment of the device.
- *Linearity*: Calibration of the linearity of the field reading over the specified dynamic range at 161.75 kHz. Influence of offset voltage is included in this measurement.
- *Frequency response*: Calibration of the field reading over the specified frequency range from 3.0 kHz to 10.0 MHz.
- Receiving Pattern: Assessed for H-field polarizations $\theta$, and $\phi = 0° \ldots 360°$; $\theta = 90°$, and $\phi = 0° \ldots 360°$; for the XYZ sensors (in TEM-Cell at 4 kHz, 40 kHz, 400 kHz and 4 MHz).
- Receiving Pattern: Assessed for E-field polarizations $\theta$, and $\phi = 0° \ldots 360°$; $\theta = 90°$, and $\phi = 0° \ldots 360°$; for the XYZ sensor (in parallel plate capacitor at 4 kHz, 40 kHz, 400 kHz and 4 MHz).

## Calibration Uncertainty

The calibration uncertainty is 0.7 dB for the H-field readings and 1.06 dB for the E-field readings. The calibration uncertainty is specified over the frequency range from 3.0 kHz to 10.0 MHz and a dynamic range from 0.1 A/m to 3200 A/m and from 0.08 V/m to 2000 V/m respectively.

The reported uncertainty of measurement is stated as the standard uncertainty of measurement multiplied by the coverage factor k=2, which for a normal distribution corresponds to a coverage probability of approximately 95%.

## Measurement Conditions

| | | |
|---|---|---|
| **Unit Type** | MAGPy–8H3D+E3DV2 (SP MGY 303 AA) | 3079 |
| | MAGPy–DASV2 (SE UMS 303 AE) | 1023 |
| | MAGPy FPGA Board | WP000009 |
| **Adjustment Date** | Last MAGPy Adjustment | November 11, 2025 |
| **Firmware SW Version** | MAGPy Firmware | Ver. 1.00 |
| **Backend SW Version** | MAGPy Backend | Ver. 1.0.2 |
| **Calibration SW Version** | MAGACAP | Ver. 1.0 |

## Dynamic Range

### Dynamic Range, H-field, Channel 0

| H-field (A/m) Applied | | | H-field[1] (A/m) Reading | | | Difference (dB) | | | |
|---|---|---|---|---|---|---|---|---|---|
| x | y | z | x | y | z | x | y | z | Tolerance (dB) |
| 0.410 | 0.380 | 0.380 | 0.410 | 0.400 | 0.400 | 0.00 | 0.45 | 0.45 | ±1.00 |
| 0.550 | 0.520 | 0.520 | 0.540 | 0.540 | 0.540 | −0.16 | 0.33 | 0.33 | ±1.00 |
| 0.760 | 0.720 | 0.710 | 0.750 | 0.740 | 0.720 | −0.12 | 0.24 | 0.12 | ±1.00 |
| 0.990 | 0.930 | 0.920 | 0.990 | 0.960 | 0.930 | 0.00 | 0.28 | 0.09 | ±1.00 |
| 1.33 | 1.26 | 1.25 | 1.36 | 1.29 | 1.25 | 0.19 | 0.20 | 0.00 | ±1.00 |
| 1.83 | 1.73 | 1.71 | 1.84 | 1.74 | 1.73 | 0.05 | 0.05 | 0.10 | ±1.00 |
| 2.44 | 2.30 | 2.28 | 2.44 | 2.31 | 2.28 | 0.00 | 0.04 | 0.00 | ±0.20 |
| 3.26 | 3.09 | 3.05 | 3.27 | 3.09 | 3.07 | 0.03 | 0.00 | 0.06 | ±0.20 |
| 4.42 | 4.19 | 4.14 | 4.42 | 4.23 | 4.16 | 0.00 | 0.08 | 0.04 | ±0.20 |
| 5.97 | 5.67 | 5.60 | 6.00 | 5.69 | 5.64 | 0.04 | 0.03 | 0.06 | ±0.20 |
| 8.05 | 7.64 | 7.54 | 8.07 | 7.66 | 7.56 | 0.02 | 0.02 | 0.02 | ±0.20 |
| 10.7 | 10.2 | 10.1 | 10.8 | 10.2 | 10.1 | 0.08 | 0.00 | 0.00 | ±0.20 |
| 14.5 | 13.8 | 13.6 | 14.5 | 13.8 | 13.6 | 0.00 | 0.00 | 0.00 | ±0.20 |
| 19.5 | 18.6 | 18.3 | 19.6 | 18.6 | 18.4 | 0.04 | 0.00 | 0.05 | ±0.20 |
| 26.3 | 25.1 | 24.7 | 26.4 | 25.2 | 24.7 | 0.03 | 0.03 | 0.00 | ±0.20 |
| 35.1 | 33.6 | 32.9 | 35.4 | 33.8 | 33.1 | 0.07 | 0.05 | 0.05 | ±0.20 |
| 47.5 | 45.4 | 44.5 | 47.7 | 45.6 | 44.8 | 0.04 | 0.04 | 0.06 | ±0.20 |
| 64.2 | 61.6 | 60.2 | 64.7 | 61.9 | 60.6 | 0.07 | 0.04 | 0.06 | ±0.20 |
| 88.3 | 84.6 | 82.8 | 87.9 | 84.3 | 82.4 | −0.04 | −0.03 | −0.04 | ±0.20 |
| 115 | 111 | 108 | 115 | 110 | 108 | 0.00 | −0.09 | 0.00 | ±0.20 |
| 159 | 152 | 149 | 158 | 152 | 148 | −0.05 | 0.00 | −0.06 | ±0.20 |
| 220 | 211 | 206 | 219 | 211 | 205 | −0.04 | 0.00 | −0.04 | ±0.20 |
| 304 | 293 | 285 | 298 | 288 | 280 | −0.17 | −0.15 | −0.15 | ±0.20 |
| 447 | 432 | 419 | 442 | 426 | 414 | −0.10 | −0.12 | −0.10 | ±0.20 |
| 616 | 595 | 577 | 612 | 592 | 574 | −0.06 | −0.04 | −0.05 | ±0.20 |
| 917 | 886 | 860 | 921 | 891 | 865 | 0.04 | 0.05 | 0.05 | ±0.20 |
| 1380 | 1340 | 1300 | 1410 | 1360 | 1320 | 0.19 | 0.13 | 0.13 | ±0.30 |
| 1880 | 1820 | 1770 | 1940 | 1880 | 1820 | 0.27 | 0.28 | 0.24 | ±0.30 |
| 3060 | 2950 | 2870 | 3180 | 3070 | 2990 | 0.33 | 0.35 | 0.36 | ±0.50 |
| 3640 | 3500 | 3420 | 3810 | 3670 | 3580 | 0.40 | 0.41 | 0.40 | ±0.50 |

SPEAG H-field linearity tolerance criteria[1]:
±1.0dB for applied H-fields < 2.0A/m
±0.2dB for applied H-fields ≥ 2.0A/m and < 1000A/m
±0.3dB for applied H-fields ≥ 1000A/m and < 2000A/m
±0.4dB for applied H-fields ≥ 2000A/m and < 3000A/m
±0.5dB for applied H-fields ≥ 3000A/m

[1] Calibration uncertainty not taken into account (shared risk 50%).

## Dynamic Range, H-field, Channel 1

| H-field (A/m) Applied | | | H-field (A/m) Reading | | | Difference (dB) | | | Tolerance (dB) |
|---|---|---|---|---|---|---|---|---|---|
| x | y | z | x | y | z | x | y | z | |
| 0.410 | 0.390 | 0.390 | 0.410 | 0.400 | 0.430 | 0.00 | 0.22 | 0.85 | ±1.00 |
| 0.560 | 0.530 | 0.530 | 0.550 | 0.540 | 0.570 | −0.16 | 0.16 | 0.63 | ±1.00 |
| 0.770 | 0.730 | 0.730 | 0.770 | 0.720 | 0.760 | 0.00 | −0.12 | 0.35 | ±1.00 |
| 1.00 | 0.950 | 0.950 | 1.01 | 0.950 | 0.980 | 0.09 | 0.00 | 0.09 | ±1.00 |
| 1.35 | 1.29 | 1.28 | 1.36 | 1.30 | 1.31 | 0.06 | 0.07 | 0.20 | ±1.00 |
| 1.86 | 1.77 | 1.76 | 1.86 | 1.79 | 1.79 | 0.00 | 0.10 | 0.15 | ±1.00 |
| 2.47 | 2.36 | 2.35 | 2.48 | 2.38 | 2.37 | 0.04 | 0.07 | 0.07 | ±0.20 |
| 3.31 | 3.16 | 3.14 | 3.31 | 3.17 | 3.17 | 0.00 | 0.03 | 0.08 | ±0.20 |
| 4.49 | 4.29 | 4.26 | 4.50 | 4.31 | 4.28 | 0.02 | 0.04 | 0.04 | ±0.20 |
| 6.06 | 5.81 | 5.76 | 6.09 | 5.84 | 5.79 | 0.04 | 0.04 | 0.05 | ±0.20 |
| 8.16 | 7.82 | 7.75 | 8.16 | 7.86 | 7.76 | 0.00 | 0.04 | 0.01 | ±0.20 |
| 10.9 | 10.4 | 10.3 | 10.9 | 10.5 | 10.3 | 0.00 | 0.08 | 0.00 | ±0.20 |
| 14.7 | 14.1 | 14.0 | 14.7 | 14.2 | 14.0 | 0.00 | 0.06 | 0.00 | ±0.20 |
| 19.8 | 19.0 | 18.8 | 19.8 | 19.1 | 18.8 | 0.00 | 0.05 | 0.00 | ±0.20 |
| 26.7 | 25.7 | 25.4 | 26.8 | 25.8 | 25.4 | 0.03 | 0.03 | 0.00 | ±0.20 |
| 35.7 | 34.4 | 33.9 | 35.9 | 34.5 | 34.1 | 0.05 | 0.03 | 0.05 | ±0.20 |
| 48.2 | 46.5 | 45.7 | 48.4 | 46.7 | 46.0 | 0.04 | 0.04 | 0.06 | ±0.20 |
| 65.2 | 63.1 | 61.9 | 65.6 | 63.4 | 62.3 | 0.05 | 0.04 | 0.06 | ±0.20 |
| 89.5 | 86.6 | 85.1 | 89.2 | 86.3 | 84.7 | −0.03 | −0.03 | −0.04 | ±0.20 |
| 117 | 113 | 111 | 117 | 113 | 111 | 0.00 | 0.00 | 0.00 | ±0.20 |
| 161 | 156 | 153 | 160 | 156 | 152 | −0.05 | 0.00 | −0.06 | ±0.20 |
| 223 | 216 | 211 | 222 | 216 | 211 | −0.04 | 0.00 | 0.00 | ±0.20 |
| 308 | 300 | 293 | 302 | 294 | 288 | −0.17 | −0.18 | −0.15 | ±0.20 |
| 454 | 442 | 431 | 448 | 437 | 426 | −0.12 | −0.10 | −0.10 | ±0.20 |
| 624 | 609 | 594 | 621 | 606 | 590 | −0.04 | −0.04 | −0.06 | ±0.20 |
| 930 | 908 | 884 | 935 | 913 | 889 | 0.05 | 0.05 | 0.05 | ±0.20 |
| 1400 | 1370 | 1340 | 1430 | 1400 | 1360 | 0.18 | 0.19 | 0.13 | ±0.30 |
| 1910 | 1870 | 1820 | 1970 | 1920 | 1870 | 0.27 | 0.23 | 0.24 | ±0.30 |
| 3100 | 3020 | 2950 | 3230 | 3150 | 3070 | 0.36 | 0.37 | 0.35 | ±0.50 |
| 3690 | 3590 | 3510 | 3870 | 3780 | 3680 | 0.41 | 0.40 | 0.41 | ±0.50 |

SPEAG H-field linearity tolerance criteria[1]:

±1.0 dB for applied H-fields < 2.0 A/m
±0.2 dB for applied H-fields ≥ 2.0 A/m and < 1000 A/m
±0.3 dB for applied H-fields ≥ 1000 A/m and < 2000 A/m
±0.4 dB for applied H-fields ≥ 2000 A/m and < 3000 A/m
±0.5 dB for applied H-fields ≥ 3000 A/m

[1] Calibration uncertainty not taken into account (shared risk 50%).

## Dynamic Range, H-field, Channel 2

| H-field/(A/m) Applied | | | H-field/(A/m) Reading | | | Difference/(dB) | | | Tolerance/(dB) |
|---|---|---|---|---|---|---|---|---|---|
| x | y | z | x | y | z | x | y | z | |
| 0.410 | 0.390 | 0.390 | 0.430 | 0.410 | 0.430 | 0.41 | 0.43 | 0.85 | ±1.00 |
| 0.550 | 0.530 | 0.540 | 0.550 | 0.550 | 0.580 | 0.00 | 0.32 | 0.62 | ±1.00 |
| 0.760 | 0.730 | 0.740 | 0.760 | 0.750 | 0.750 | 0.00 | 0.23 | 0.12 | ±1.00 |
| 0.980 | 0.950 | 0.960 | 1.00 | 0.980 | 0.970 | 0.18 | 0.27 | 0.09 | ±1.00 |
| 1.33 | 1.29 | 1.30 | 1.37 | 1.29 | 1.32 | 0.26 | 0.00 | 0.13 | ±1.00 |
| 1.83 | 1.76 | 1.78 | 1.84 | 1.75 | 1.81 | 0.05 | −0.05 | 0.15 | ±1.00 |
| 2.43 | 2.35 | 2.37 | 2.45 | 2.36 | 2.40 | 0.07 | 0.04 | 0.11 | ±0.20 |
| 3.26 | 3.15 | 3.17 | 3.27 | 3.16 | 3.19 | 0.03 | 0.03 | 0.05 | ±0.20 |
| 4.42 | 4.27 | 4.30 | 4.42 | 4.27 | 4.32 | 0.00 | 0.00 | 0.04 | ±0.20 |
| 5.97 | 5.78 | 5.82 | 5.98 | 5.79 | 5.83 | 0.01 | 0.02 | 0.01 | ±0.20 |
| 8.04 | 7.79 | 7.83 | 8.04 | 7.79 | 7.84 | 0.00 | 0.00 | 0.01 | ±0.20 |
| 10.7 | 10.4 | 10.4 | 10.7 | 10.4 | 10.4 | 0.00 | 0.00 | 0.00 | ±0.20 |
| 14.5 | 14.1 | 14.1 | 14.5 | 14.1 | 14.1 | 0.00 | 0.00 | 0.00 | ±0.20 |
| 19.5 | 19.0 | 19.0 | 19.6 | 19.0 | 19.1 | 0.04 | 0.00 | 0.05 | ±0.20 |
| 26.3 | 25.6 | 25.6 | 26.4 | 25.7 | 25.7 | 0.03 | 0.03 | 0.03 | ±0.20 |
| 35.1 | 34.2 | 34.2 | 35.3 | 34.4 | 34.4 | 0.05 | 0.05 | 0.05 | ±0.20 |
| 47.5 | 46.3 | 46.2 | 47.6 | 46.5 | 46.5 | 0.02 | 0.04 | 0.06 | ±0.20 |
| 64.2 | 62.8 | 62.5 | 64.6 | 63.1 | 62.9 | 0.05 | 0.04 | 0.04 | ±0.20 |
| 88.2 | 86.3 | 86.0 | 87.8 | 86.0 | 85.6 | −0.04 | −0.03 | −0.04 | ±0.20 |
| 115 | 113 | 112 | 115 | 113 | 112 | 0.00 | 0.00 | 0.00 | ±0.20 |
| 158 | 155 | 154 | 158 | 155 | 154 | 0.00 | 0.00 | 0.00 | ±0.20 |
| 219 | 216 | 214 | 219 | 215 | 213 | 0.00 | −0.04 | −0.04 | ±0.20 |
| 303 | 299 | 298 | 298 | 293 | 291 | −0.14 | −0.18 | −0.15 | ±0.20 |
| 447 | 440 | 436 | 441 | 435 | 430 | −0.12 | −0.10 | −0.12 | ±0.20 |
| 615 | 607 | 600 | 612 | 604 | 596 | −0.04 | −0.04 | −0.06 | ±0.20 |
| 916 | 904 | 894 | 921 | 909 | 898 | 0.05 | 0.06 | 0.04 | ±0.20 |
| 1380 | 1370 | 1350 | 1410 | 1390 | 1370 | 0.19 | 0.13 | 0.13 | ±0.30 |
| 1880 | 1860 | 1840 | 1940 | 1910 | 1890 | 0.27 | 0.23 | 0.23 | ±0.30 |
| 3050 | 3010 | 2980 | 3180 | 3130 | 3110 | 0.36 | 0.34 | 0.37 | ±0.50 |
| 3630 | 3570 | 3550 | 3810 | 3740 | 3710 | 0.42 | 0.40 | 0.38 | ±0.50 |

SPEAG H-field linearity tolerance criteria[1]:
- ±1.0dB for applied H-fields < 2.0 A/m
- ±0.2dB for applied H-fields ≥ 2.0 A/m and < 1000 A/m
- ±0.3dB for applied H-fields ≥ 1000 A/m and < 2000 A/m
- ±0.4dB for applied H-fields ≥ 2000 A/m and < 3000 A/m
- ±0.5dB for applied H-fields ≥ 3000 A/m

[1] Calibration uncertainty not taken into account (shared risk 50%).

## Dynamic Range, H-field, Channel 3

| H-field (A/m) Applied | | | H-field (A/m) Reading | | | Difference (dB) | | | Tolerance (dB) |
|---|---|---|---|---|---|---|---|---|---|
| x | y | z | x | y | z | x | y | z | |
| 0.400 | 0.390 | 0.390 | 0.430 | 0.410 | 0.380 | 0.63 | 0.43 | −0.23 | ±1.00 |
| 0.550 | 0.530 | 0.530 | 0.560 | 0.560 | 0.520 | 0.16 | 0.48 | −0.17 | ±1.00 |
| 0.750 | 0.730 | 0.730 | 0.740 | 0.740 | 0.720 | −0.12 | 0.12 | −0.12 | ±1.00 |
| 0.980 | 0.940 | 0.950 | 0.970 | 0.940 | 0.960 | −0.09 | 0.00 | 0.09 | ±1.00 |
| 1.32 | 1.28 | 1.28 | 1.33 | 1.28 | 1.28 | 0.07 | 0.00 | 0.00 | ±1.00 |
| 1.81 | 1.75 | 1.76 | 1.81 | 1.77 | 1.75 | 0.00 | 0.10 | −0.05 | ±1.00 |
| 2.41 | 2.34 | 2.34 | 2.44 | 2.34 | 2.35 | 0.11 | 0.00 | 0.04 | ±0.20 |
| 3.23 | 3.13 | 3.13 | 3.24 | 3.14 | 3.15 | 0.03 | 0.03 | 0.06 | ±0.20 |
| 4.38 | 4.25 | 4.25 | 4.39 | 4.26 | 4.27 | 0.02 | 0.02 | 0.04 | ±0.20 |
| 5.91 | 5.75 | 5.75 | 5.95 | 5.76 | 5.78 | 0.06 | 0.02 | 0.05 | ±0.20 |
| 7.96 | 7.75 | 7.74 | 7.99 | 7.76 | 7.75 | 0.02 | 0.01 | 0.01 | ±0.20 |
| 10.6 | 10.3 | 10.3 | 10.6 | 10.4 | 10.3 | 0.00 | 0.08 | 0.00 | ±0.20 |
| 14.3 | 14.0 | 13.9 | 14.4 | 14.0 | 13.9 | 0.06 | 0.00 | 0.00 | ±0.20 |
| 19.3 | 18.9 | 18.8 | 19.3 | 18.9 | 18.8 | 0.00 | 0.00 | 0.00 | ±0.20 |
| 26.1 | 25.5 | 25.3 | 26.1 | 25.5 | 25.4 | 0.00 | 0.00 | 0.03 | ±0.20 |
| 34.8 | 34.0 | 33.8 | 35.0 | 34.2 | 34.0 | 0.05 | 0.05 | 0.05 | ±0.20 |
| 47.0 | 46.1 | 45.7 | 47.2 | 46.3 | 45.9 | 0.04 | 0.04 | 0.04 | ±0.20 |
| 63.6 | 62.5 | 61.8 | 64.0 | 62.8 | 62.2 | 0.05 | 0.04 | 0.06 | ±0.20 |
| 87.4 | 85.8 | 85.0 | 87.0 | 85.5 | 84.6 | −0.04 | −0.03 | −0.04 | ±0.20 |
| 114 | 112 | 111 | 114 | 112 | 111 | 0.00 | 0.00 | 0.00 | ±0.20 |
| 157 | 154 | 153 | 156 | 154 | 152 | −0.06 | 0.00 | −0.06 | ±0.20 |
| 217 | 214 | 211 | 217 | 214 | 211 | 0.00 | 0.00 | 0.00 | ±0.20 |
| 301 | 297 | 292 | 295 | 292 | 287 | −0.17 | −0.15 | −0.15 | ±0.20 |
| 443 | 438 | 430 | 437 | 432 | 425 | −0.12 | −0.12 | −0.10 | ±0.20 |
| 609 | 603 | 593 | 606 | 600 | 590 | −0.04 | −0.04 | −0.04 | ±0.20 |
| 908 | 899 | 883 | 913 | 903 | 888 | 0.05 | 0.04 | 0.05 | ±0.20 |
| 1370 | 1360 | 1330 | 1400 | 1380 | 1360 | 0.19 | 0.13 | 0.19 | ±0.30 |
| 1870 | 1850 | 1810 | 1920 | 1900 | 1870 | 0.23 | 0.23 | 0.28 | ±0.30 |
| 3030 | 2990 | 2950 | 3150 | 3090 | 3070 | 0.34 | 0.29 | 0.35 | ±0.50 |
| 3600 | 3550 | 3510 | 3770 | 3680 | 3670 | 0.40 | 0.31 | 0.39 | ±0.50 |

SPEAG H-field linearity tolerance criteria[1]:
- ±1.0 dB for applied H-fields < 2.0 A/m
- ±0.2 dB for applied H-fields ≥ 2.0 A/m and < 1000 A/m
- ±0.3 dB for applied H-fields ≥ 1000 A/m and < 2000 A/m
- ±0.4 dB for applied H-fields ≥ 2000 A/m and < 3000 A/m
- ±0.5 dB for applied H-fields ≥ 3000 A/m

[1] Calibration uncertainty not taken into account (shared risk 50%).

## Dynamic Range, H-field, Channel 4

| H-field (A/m) Applied | | | H-field (A/m) Reading | | | Difference (dB) | | | Tolerance (dB) |
|---|---|---|---|---|---|---|---|---|---|
| x | y | z | x | y | z | x | y | z | |
| 0.400 | 0.390 | 0.390 | 0.420 | 0.420 | 0.410 | 0.42 | 0.64 | 0.43 | ±1.00 |
| 0.550 | 0.540 | 0.540 | 0.560 | 0.550 | 0.550 | 0.16 | 0.16 | 0.16 | ±1.00 |
| 0.750 | 0.740 | 0.740 | 0.740 | 0.730 | 0.750 | −0.12 | −0.12 | 0.12 | ±1.00 |
| 0.980 | 0.960 | 0.960 | 0.970 | 0.960 | 0.960 | −0.09 | 0.00 | 0.00 | ±1.00 |
| 1.32 | 1.30 | 1.30 | 1.33 | 1.31 | 1.30 | 0.07 | 0.07 | 0.00 | ±1.00 |
| 1.81 | 1.78 | 1.78 | 1.81 | 1.79 | 1.78 | 0.00 | 0.05 | 0.00 | ±1.00 |
| 2.42 | 2.37 | 2.37 | 2.42 | 2.39 | 2.38 | 0.00 | 0.07 | 0.04 | ±0.20 |
| 3.23 | 3.17 | 3.17 | 3.22 | 3.19 | 3.17 | −0.03 | 0.05 | 0.00 | ±0.20 |
| 4.38 | 4.31 | 4.30 | 4.39 | 4.33 | 4.31 | 0.02 | 0.04 | 0.02 | ±0.20 |
| 5.92 | 5.83 | 5.81 | 5.95 | 5.85 | 5.83 | 0.04 | 0.03 | 0.03 | ±0.20 |
| 7.98 | 7.85 | 7.82 | 7.99 | 7.86 | 7.83 | 0.01 | 0.01 | 0.01 | ±0.20 |
| 10.6 | 10.5 | 10.4 | 10.7 | 10.5 | 10.4 | 0.08 | 0.00 | 0.00 | ±0.20 |
| 14.4 | 14.2 | 14.1 | 14.4 | 14.2 | 14.1 | 0.00 | 0.00 | 0.00 | ±0.20 |
| 19.4 | 19.1 | 19.0 | 19.4 | 19.2 | 19.0 | 0.00 | 0.05 | 0.00 | ±0.20 |
| 26.1 | 25.8 | 25.6 | 26.2 | 25.9 | 25.7 | 0.03 | 0.03 | 0.03 | ±0.20 |
| 34.9 | 34.5 | 34.2 | 35.1 | 34.7 | 34.4 | 0.05 | 0.05 | 0.05 | ±0.20 |
| 47.1 | 46.7 | 46.2 | 47.3 | 46.9 | 46.4 | 0.04 | 0.04 | 0.04 | ±0.20 |
| 63.7 | 63.3 | 62.5 | 64.1 | 63.6 | 62.9 | 0.06 | 0.04 | 0.06 | ±0.20 |
| 87.5 | 87.0 | 85.9 | 87.1 | 86.6 | 85.6 | −0.04 | −0.04 | −0.03 | ±0.20 |
| 114 | 114 | 112 | 114 | 113 | 112 | 0.00 | −0.08 | 0.00 | ±0.20 |
| 157 | 157 | 154 | 157 | 156 | 154 | 0.00 | −0.06 | 0.00 | ±0.20 |
| 218 | 217 | 213 | 217 | 217 | 213 | −0.04 | 0.00 | 0.00 | ±0.20 |
| 301 | 301 | 295 | 296 | 296 | 290 | −0.15 | −0.15 | −0.15 | ±0.20 |
| 443 | 444 | 435 | 437 | 438 | 430 | −0.12 | −0.12 | −0.10 | ±0.20 |
| 610 | 611 | 599 | 606 | 607 | 596 | −0.06 | −0.06 | −0.04 | ±0.20 |
| 909 | 911 | 893 | 913 | 915 | 898 | 0.04 | 0.04 | 0.05 | ±0.20 |
| 1370 | 1380 | 1350 | 1400 | 1400 | 1370 | 0.19 | 0.12 | 0.13 | ±0.30 |
| 1870 | 1870 | 1830 | 1920 | 1930 | 1890 | 0.23 | 0.27 | 0.28 | ±0.30 |
| 3030 | 3030 | 2960 | 3160 | 3160 | 3100 | 0.36 | 0.36 | 0.34 | ±0.50 |
| 3610 | 3600 | 3550 | 3780 | 3770 | 3710 | 0.40 | 0.40 | 0.38 | ±0.50 |

SPEAG H-field linearity tolerance criteria[1]:
- ±1.0dB for applied H-fields < 2.0 A/m
- ±0.2dB for applied H-fields ≥ 2.0 A/m and < 1000 A/m
- ±0.3dB for applied H-fields ≥ 1000 A/m and < 2000 A/m
- ±0.4dB for applied H-fields ≥ 2000 A/m and < 3000 A/m
- ±0.5dB for applied H-fields ≥ 3000 A/m

[1] Calibration uncertainty not taken into account (shared risk 50%).

## Dynamic Range, H-field, Channel 5

| H-field (A/m) Applied | | | H-field (A/m) Reading | | | Difference (dB) | | | Tolerance (dB) |
|---|---|---|---|---|---|---|---|---|---|
| x | y | z | x | y | z | x | y | z | |
| 0.410 | 0.400 | 0.410 | 0.410 | 0.430 | 0.420 | 0.00 | 0.83 | 0.21 | ±1.00 |
| 0.550 | 0.550 | 0.550 | 0.550 | 0.570 | 0.570 | 0.00 | 0.31 | 0.31 | ±1.00 |
| 0.760 | 0.750 | 0.760 | 0.750 | 0.750 | 0.760 | −0.12 | 0.00 | 0.00 | ±1.00 |
| 0.980 | 0.980 | 0.990 | 0.990 | 0.970 | 0.990 | 0.09 | −0.09 | 0.00 | ±1.00 |
| 1.33 | 1.32 | 1.34 | 1.34 | 1.34 | 1.36 | 0.07 | 0.13 | 0.13 | ±1.00 |
| 1.83 | 1.81 | 1.84 | 1.83 | 1.81 | 1.85 | 0.00 | 0.00 | 0.05 | ±1.00 |
| 2.43 | 2.41 | 2.44 | 2.44 | 2.43 | 2.47 | 0.04 | 0.07 | 0.11 | ±0.20 |
| 3.26 | 3.23 | 3.27 | 3.26 | 3.24 | 3.29 | 0.00 | 0.03 | 0.05 | ±0.20 |
| 4.42 | 4.39 | 4.44 | 4.43 | 4.40 | 4.45 | 0.02 | 0.02 | 0.02 | ±0.20 |
| 5.97 | 5.94 | 6.00 | 5.99 | 5.95 | 6.04 | 0.03 | 0.01 | 0.06 | ±0.20 |
| 8.04 | 8.00 | 8.07 | 8.05 | 8.04 | 8.12 | 0.01 | 0.04 | 0.05 | ±0.20 |
| 10.7 | 10.7 | 10.8 | 10.7 | 10.8 | 10.8 | 0.00 | 0.08 | 0.00 | ±0.20 |
| 14.5 | 14.4 | 14.6 | 14.5 | 14.5 | 14.6 | 0.00 | 0.06 | 0.00 | ±0.20 |
| 19.5 | 19.5 | 19.6 | 19.5 | 19.5 | 19.6 | 0.00 | 0.00 | 0.00 | ±0.20 |
| 26.3 | 26.3 | 26.4 | 26.4 | 26.4 | 26.5 | 0.03 | 0.03 | 0.03 | ±0.20 |
| 35.1 | 35.1 | 35.3 | 35.4 | 35.4 | 35.5 | 0.07 | 0.07 | 0.05 | ±0.20 |
| 47.5 | 47.5 | 47.7 | 47.6 | 47.8 | 47.9 | 0.02 | 0.05 | 0.04 | ±0.20 |
| 64.2 | 64.5 | 64.5 | 64.6 | 64.8 | 64.9 | 0.05 | 0.04 | 0.05 | ±0.20 |
| 88.2 | 88.6 | 88.7 | 87.8 | 88.2 | 88.3 | −0.04 | −0.04 | −0.04 | ±0.20 |
| 115 | 116 | 116 | 115 | 116 | 115 | 0.00 | 0.00 | −0.08 | ±0.20 |
| 158 | 159 | 159 | 158 | 159 | 159 | 0.00 | 0.00 | 0.00 | ±0.20 |
| 220 | 221 | 220 | 219 | 221 | 220 | −0.04 | 0.00 | 0.00 | ±0.20 |
| 303 | 307 | 305 | 298 | 301 | 300 | −0.14 | −0.17 | −0.14 | ±0.20 |
| 447 | 452 | 449 | 441 | 446 | 444 | −0.12 | −0.12 | −0.10 | ±0.20 |
| 615 | 623 | 619 | 611 | 619 | 616 | −0.06 | −0.06 | −0.04 | ±0.20 |
| 916 | 928 | 922 | 921 | 933 | 927 | 0.05 | 0.05 | 0.05 | ±0.20 |
| 1380 | 1400 | 1390 | 1410 | 1430 | 1420 | 0.19 | 0.18 | 0.19 | ±0.30 |
| 1880 | 1910 | 1890 | 1940 | 1960 | 1950 | 0.27 | 0.22 | 0.27 | ±0.30 |
| 3050 | 3090 | 3070 | 3180 | 3220 | 3210 | 0.36 | 0.36 | 0.39 | ±0.50 |
| 3630 | 3670 | 3660 | 3810 | 3840 | 3830 | 0.42 | 0.39 | 0.39 | ±0.50 |

SPEAG H-field linearity tolerance criteria[1]:
- ±1.0 dB for applied H-fields < 2.0 A/m
- ±0.2 dB for applied H-fields ≥ 2.0 A/m and < 1000 A/m
- ±0.3 dB for applied H-fields ≥ 1000 A/m and < 2000 A/m
- ±0.4 dB for applied H-fields ≥ 2000 A/m and < 3000 A/m
- ±0.5 dB for applied H-fields ≥ 3000 A/m

[1] Calibration uncertainty not taken into account (shared risk 50%).

## Dynamic Range, H-field, Channel 6

| H-field (A/m) Applied | | | H-field (A/m) Reading | | | Difference (dB) | | | Tolerance (dB) |
|---|---|---|---|---|---|---|---|---|---|
| x | y | z | x | y | z | x | y | z | |
| 0.410 | 0.400 | 0.400 | 0.420 | 0.400 | 0.420 | 0.21 | 0.00 | 0.42 | ±1.00 |
| 0.560 | 0.540 | 0.550 | 0.580 | 0.550 | 0.550 | 0.30 | 0.16 | 0.00 | ±1.00 |
| 0.770 | 0.740 | 0.750 | 0.780 | 0.760 | 0.770 | 0.11 | 0.23 | 0.23 | ±1.00 |
| 1.01 | 0.970 | 0.980 | 1.01 | 0.990 | 0.990 | 0.00 | 0.18 | 0.09 | ±1.00 |
| 1.36 | 1.31 | 1.33 | 1.37 | 1.35 | 1.34 | 0.06 | 0.26 | 0.07 | ±1.00 |
| 1.87 | 1.80 | 1.82 | 1.87 | 1.84 | 1.84 | 0.00 | 0.19 | 0.09 | ±1.00 |
| 2.49 | 2.39 | 2.42 | 2.50 | 2.42 | 2.46 | 0.03 | 0.11 | 0.14 | ±0.20 |
| 3.33 | 3.21 | 3.24 | 3.33 | 3.21 | 3.27 | 0.00 | 0.00 | 0.08 | ±0.20 |
| 4.52 | 4.35 | 4.40 | 4.52 | 4.35 | 4.43 | 0.00 | 0.00 | 0.06 | ±0.20 |
| 6.10 | 5.89 | 5.95 | 6.12 | 5.90 | 5.99 | 0.03 | 0.01 | 0.06 | ±0.20 |
| 8.22 | 7.93 | 8.01 | 8.22 | 7.93 | 8.04 | 0.00 | 0.00 | 0.03 | ±0.20 |
| 11.0 | 10.6 | 10.7 | 11.0 | 10.6 | 10.7 | 0.00 | 0.00 | 0.00 | ±0.20 |
| 14.8 | 14.3 | 14.4 | 14.8 | 14.3 | 14.5 | 0.00 | 0.00 | 0.06 | ±0.20 |
| 19.9 | 19.3 | 19.4 | 20.0 | 19.3 | 19.5 | 0.04 | 0.00 | 0.04 | ±0.20 |
| 26.9 | 26.1 | 26.2 | 26.9 | 26.1 | 26.3 | 0.00 | 0.00 | 0.03 | ±0.20 |
| 35.9 | 34.9 | 35.0 | 36.1 | 35.1 | 35.2 | 0.05 | 0.05 | 0.05 | ±0.20 |
| 48.5 | 47.2 | 47.2 | 48.7 | 47.4 | 47.5 | 0.04 | 0.04 | 0.07 | ±0.20 |
| 65.6 | 64.0 | 64.0 | 66.1 | 64.3 | 64.3 | 0.07 | 0.04 | 0.04 | ±0.20 |
| 90.2 | 87.9 | 87.9 | 89.8 | 87.5 | 87.5 | −0.04 | −0.04 | −0.04 | ±0.20 |
| 118 | 115 | 115 | 118 | 115 | 114 | 0.00 | 0.00 | −0.08 | ±0.20 |
| 162 | 158 | 158 | 161 | 158 | 157 | −0.05 | 0.00 | −0.06 | ±0.20 |
| 224 | 220 | 219 | 224 | 219 | 218 | 0.00 | −0.04 | −0.04 | ±0.20 |
| 310 | 304 | 302 | 305 | 299 | 297 | −0.14 | −0.14 | −0.15 | ±0.20 |
| 457 | 448 | 445 | 451 | 442 | 440 | −0.11 | −0.12 | −0.10 | ±0.20 |
| 629 | 618 | 614 | 625 | 614 | 610 | −0.06 | −0.06 | −0.06 | ±0.20 |
| 937 | 921 | 914 | 941 | 926 | 919 | 0.04 | 0.05 | 0.05 | ±0.20 |
| 1410 | 1390 | 1380 | 1440 | 1420 | 1410 | 0.18 | 0.19 | 0.19 | ±0.30 |
| 1930 | 1890 | 1880 | 1980 | 1950 | 1940 | 0.22 | 0.27 | 0.27 | ±0.30 |
| 3120 | 3070 | 3050 | 3250 | 3190 | 3180 | 0.35 | 0.33 | 0.36 | ±0.50 |
| 3720 | 3640 | 3630 | 3890 | 3810 | 3800 | 0.39 | 0.40 | 0.40 | ±0.50 |

SPEAG H-field linearity tolerance criteria[1]:
- ±1.0 dB for applied H-fields < 2.0 A/m
- ±0.2 dB for applied H-fields ≥ 2.0 A/m and < 1000 A/m
- ±0.3 dB for applied H-fields ≥ 1000 A/m and < 2000 A/m
- ±0.4 dB for applied H-fields ≥ 2000 A/m and < 3000 A/m
- ±0.5 dB for applied H-fields ≥ 3000 A/m

[1] Calibration uncertainty not taken into account (shared risk 50%).

## Dynamic Range, H-field, Channel 7

| H-field (A/m) Applied | | | H-field (A/m) Reading | | | Difference (dB) | | | Tolerance (dB) |
|---|---|---|---|---|---|---|---|---|---|
| x | y | z | x | y | z | x | y | z | |
| 0.410 | 0.390 | 0.390 | 0.420 | 0.420 | 0.370 | 0.21 | 0.64 | −0.46 | ±1.00 |
| 0.560 | 0.540 | 0.530 | 0.540 | 0.550 | 0.520 | −0.32 | 0.16 | −0.17 | ±1.00 |
| 0.760 | 0.730 | 0.720 | 0.760 | 0.740 | 0.720 | 0.00 | 0.12 | 0.00 | ±1.00 |
| 1.00 | 0.960 | 0.940 | 1.00 | 0.960 | 0.950 | 0.00 | 0.00 | 0.09 | ±1.00 |
| 1.35 | 1.29 | 1.27 | 1.34 | 1.29 | 1.28 | −0.06 | 0.00 | 0.07 | ±1.00 |
| 1.85 | 1.78 | 1.74 | 1.84 | 1.79 | 1.76 | −0.05 | 0.05 | 0.10 | ±1.00 |
| 2.46 | 2.37 | 2.32 | 2.47 | 2.39 | 2.35 | 0.04 | 0.07 | 0.11 | ±0.20 |
| 3.29 | 3.17 | 3.11 | 3.29 | 3.20 | 3.13 | 0.00 | 0.08 | 0.06 | ±0.20 |
| 4.47 | 4.30 | 4.22 | 4.46 | 4.33 | 4.24 | −0.02 | 0.06 | 0.04 | ±0.20 |
| 6.03 | 5.82 | 5.70 | 6.06 | 5.86 | 5.74 | 0.04 | 0.06 | 0.06 | ±0.20 |
| 8.12 | 7.84 | 7.68 | 8.13 | 7.88 | 7.70 | 0.01 | 0.04 | 0.02 | ±0.20 |
| 10.8 | 10.5 | 10.2 | 10.8 | 10.5 | 10.2 | 0.00 | 0.00 | 0.00 | ±0.20 |
| 14.6 | 14.2 | 13.8 | 14.6 | 14.2 | 13.9 | 0.00 | 0.00 | 0.06 | ±0.20 |
| 19.7 | 19.1 | 18.5 | 19.7 | 19.1 | 18.7 | 0.00 | 0.00 | 0.05 | ±0.20 |
| 26.6 | 25.8 | 25.1 | 26.6 | 25.8 | 25.2 | 0.00 | 0.00 | 0.03 | ±0.20 |
| 35.5 | 34.5 | 33.6 | 35.7 | 34.6 | 33.7 | 0.05 | 0.03 | 0.03 | ±0.20 |
| 48.0 | 46.6 | 45.3 | 48.1 | 46.9 | 45.6 | 0.02 | 0.06 | 0.06 | ±0.20 |
| 64.9 | 63.3 | 61.3 | 65.3 | 63.6 | 61.7 | 0.05 | 0.04 | 0.06 | ±0.20 |
| 89.1 | 86.9 | 84.3 | 88.7 | 86.6 | 84.0 | −0.04 | −0.03 | −0.03 | ±0.20 |
| 117 | 114 | 110 | 116 | 113 | 110 | −0.07 | −0.08 | 0.00 | ±0.20 |
| 160 | 156 | 151 | 159 | 156 | 151 | −0.05 | 0.00 | 0.00 | ±0.20 |
| 222 | 217 | 210 | 221 | 217 | 209 | −0.04 | 0.00 | −0.04 | ±0.20 |
| 307 | 301 | 290 | 301 | 295 | 285 | −0.17 | −0.17 | −0.15 | ±0.20 |
| 452 | 443 | 427 | 446 | 438 | 422 | −0.12 | −0.10 | −0.10 | ±0.20 |
| 622 | 611 | 588 | 618 | 608 | 585 | −0.06 | −0.04 | −0.04 | ±0.20 |
| 926 | 910 | 876 | 930 | 915 | 881 | 0.04 | 0.05 | 0.05 | ±0.20 |
| 1400 | 1380 | 1320 | 1430 | 1400 | 1350 | 0.18 | 0.12 | 0.20 | ±0.30 |
| 1900 | 1870 | 1800 | 1960 | 1930 | 1860 | 0.27 | 0.27 | 0.28 | ±0.30 |
| 3090 | 3030 | 2920 | 3220 | 3150 | 3050 | 0.36 | 0.34 | 0.38 | ±0.50 |
| 3870 | 3800 | 3480 | 3850 | 3770 | 3640 | 0.42 | 0.40 | 0.39 | ±0.50 |

SPEAG H-field linearity tolerance criteria[1]:
- ±1.0dB for applied H-fields < 2.0 A/m
- ±0.2dB for applied H-fields ≥ 2.0 A/m and < 1000 A/m
- ±0.3dB for applied H-fields ≥ 1000 A/m and < 2000 A/m
- ±0.4dB for applied H-fields ≥ 2000 A/m and < 3000 A/m
- ±0.5dB for applied H-fields ≥ 3000 A/m

[1] Calibration uncertainty not taken into account (shared risk 50%).

## Dynamic Range, E-field, Channel 0

| E-field (V/m) Applied | | | E-field (V/m) Reading | | | Difference (dB) | | | Tolerance (dB) | | |
|---|---|---|---|---|---|---|---|---|---|---|---|
| x | y | z | x | y | z | x | y | z | x | y | z |
| 0.370 | 0.220 | 0.090 | 0.380 | 0.210 | 0.100 | 0.23 | −0.40 | 0.92 | ±5.00 | ±5.00 | ±5.00 |
| 0.500 | 0.300 | 0.130 | 0.520 | 0.280 | 0.090 | 0.34 | −0.60 | −3.19 | ±5.00 | ±5.00 | ±5.00 |
| 0.680 | 0.410 | 0.170 | 0.680 | 0.410 | 0.170 | 0.00 | 0.00 | 0.00 | ±5.00 | ±5.00 | ±5.00 |
| 0.890 | 0.530 | 0.230 | 0.900 | 0.520 | 0.240 | 0.10 | −0.17 | 0.37 | ±5.00 | ±5.00 | ±5.00 |
| 1.21 | 0.720 | 0.310 | 1.22 | 0.720 | 0.310 | 0.07 | 0.00 | 0.00 | ±5.00 | ±5.00 | ±5.00 |
| 1.65 | 0.980 | 0.420 | 1.68 | 0.990 | 0.400 | 0.16 | 0.09 | −0.42 | ±5.00 | ±5.00 | ±5.00 |
| 2.20 | 1.31 | 0.560 | 2.22 | 1.31 | 0.520 | 0.08 | 0.00 | −0.64 | ±1.00 | ±5.00 | ±5.00 |
| 2.95 | 1.75 | 0.750 | 2.97 | 1.74 | 0.730 | 0.06 | −0.05 | −0.23 | ±1.00 | ±5.00 | ±5.00 |
| 4.01 | 2.38 | 1.01 | 4.04 | 2.36 | 0.980 | 0.06 | −0.07 | −0.26 | ±1.00 | ±1.00 | ±5.00 |
| 5.42 | 3.22 | 1.37 | 5.46 | 3.20 | 1.35 | 0.06 | −0.05 | −0.13 | ±1.00 | ±1.00 | ±5.00 |
| 7.31 | 4.34 | 1.84 | 7.36 | 4.31 | 1.80 | 0.06 | −0.06 | −0.19 | ±1.00 | ±1.00 | ±5.00 |
| 9.75 | 5.79 | 2.45 | 9.81 | 5.75 | 2.39 | 0.05 | −0.06 | −0.22 | ±1.00 | ±1.00 | ±1.00 |
| 13.2 | 7.83 | 3.31 | 13.3 | 7.79 | 3.23 | 0.07 | −0.04 | −0.21 | ±1.00 | ±1.00 | ±1.00 |
| 17.8 | 10.6 | 4.46 | 17.9 | 10.5 | 4.37 | 0.05 | −0.08 | −0.18 | ±1.00 | ±1.00 | ±1.00 |
| 24.0 | 14.2 | 6.02 | 24.1 | 14.2 | 5.89 | 0.04 | 0.00 | −0.19 | ±1.00 | ±1.00 | ±1.00 |
| 32.1 | 19.1 | 8.04 | 32.4 | 19.1 | 7.89 | 0.08 | 0.00 | −0.16 | ±1.00 | ±1.00 | ±1.00 |
| 43.5 | 25.8 | 10.9 | 43.7 | 25.7 | 10.7 | 0.04 | −0.03 | −0.16 | ±1.00 | ±1.00 | ±1.00 |
| 58.9 | 35.0 | 14.7 | 59.3 | 34.9 | 14.5 | 0.06 | −0.02 | −0.12 | ±1.00 | ±1.00 | ±1.00 |
| 81.0 | 48.0 | 20.2 | 80.8 | 47.5 | 19.7 | −0.02 | −0.09 | −0.22 | ±1.00 | ±1.00 | ±1.00 |
| 106 | 62.9 | 26.4 | 106 | 62.3 | 25.8 | 0.00 | −0.08 | −0.20 | ±1.00 | ±1.00 | ±1.00 |
| 146 | 86.5 | 36.2 | 146 | 85.7 | 35.4 | 0.00 | −0.08 | −0.19 | ±1.00 | ±1.00 | ±1.00 |
| 202 | 120 | 50.2 | 202 | 119 | 49.2 | 0.00 | −0.07 | −0.17 | ±1.00 | ±1.00 | ±1.00 |
| 280 | 166 | 69.4 | 283 | 166 | 68.6 | 0.09 | 0.00 | −0.10 | ±1.00 | ±1.00 | ±1.00 |
| 413 | 245 | 102 | 398 | 235 | 102 | −0.32 | −0.36 | 0.00 | ±1.00 | ±1.00 | ±1.00 |
| 569 | 338 | 141 | 552 | 326 | 141 | −0.26 | −0.31 | 0.00 | ±1.00 | ±1.00 | ±1.00 |
| 848 | 503 | 210 | 832 | 491 | 212 | −0.17 | −0.21 | 0.08 | ±1.00 | ±1.00 | ±1.00 |
| 1280 | 760 | 317 | 1270 | 752 | 325 | −0.07 | −0.09 | 0.22 | ±1.00 | ±1.00 | ±1.00 |
| 1740 | 1030 | 431 | 1750 | 1040 | 448 | 0.05 | 0.08 | 0.34 | ±1.00 | ±1.00 | ±1.00 |
| 2820 | 1580 | 699 | 2880 | 1700 | 702 | 0.18 | 0.10 | 0.04 | ±1.00 | ±1.00 | ±1.00 |
| 3350 | 1990 | 832 | 3440 | 2030 | 841 | 0.23 | 0.17 | 0.09 | ±1.00 | ±1.00 | ±1.00 |

SPEAG E-field linearity tolerance criteria[1]:
±5.0 dB for applied E-field < 2 V/m
±1.0 dB for applied E-field ≥ 2 V/m

[1] Calibration uncertainty not taken into account (shared risk 50%).

## Frequency Response

### Frequency Response, H-field, Channel 0

| | H-field (A/m) Applied | | | H-field (A/m) Reading | | | Difference (dB) | | | |
|---|---|---|---|---|---|---|---|---|---|---|
| f (Hz) | x | y | z | x | y | z | x | y | z | Tolerance (dB) |
| 3000 | 3.29 | 3.28 | 3.29 | 3.29 | 3.29 | 3.29 | 0.00 | 0.03 | 0.00 | ±0.3 |
| 3200 | 3.30 | 3.29 | 3.29 | 3.31 | 3.29 | 3.30 | 0.03 | 0.00 | 0.03 | ±0.3 |
| 4000 | 3.29 | 3.29 | 3.29 | 3.29 | 3.29 | 3.29 | 0.00 | 0.00 | 0.00 | ±0.3 |
| 5200 | 3.27 | 3.26 | 3.26 | 3.26 | 3.26 | 3.25 | −0.03 | 0.00 | −0.03 | ±0.3 |
| 6600 | 3.23 | 3.22 | 3.23 | 3.23 | 3.23 | 3.24 | 0.00 | 0.03 | 0.03 | ±0.3 |
| 8200 | 3.19 | 3.19 | 3.19 | 3.21 | 3.19 | 3.20 | 0.05 | 0.00 | 0.03 | ±0.3 |
| 9000 | 3.17 | 3.17 | 3.17 | 3.17 | 3.17 | 3.17 | 0.00 | 0.00 | 0.00 | ±0.3 |
| 10600 | 4.40 | 4.31 | 4.30 | 4.40 | 4.32 | 4.29 | 0.00 | 0.02 | −0.02 | ±0.3 |
| 13400 | 4.43 | 4.34 | 4.33 | 4.41 | 4.37 | 4.33 | −0.04 | 0.06 | 0.00 | ±0.3 |
| 17000 | 4.43 | 4.38 | 4.37 | 4.44 | 4.38 | 4.38 | 0.02 | 0.00 | 0.02 | ±0.3 |
| 21400 | 4.46 | 4.38 | 4.38 | 4.46 | 4.39 | 4.38 | 0.00 | 0.02 | 0.00 | ±0.3 |
| 27200 | 4.45 | 4.40 | 4.39 | 4.47 | 4.41 | 4.38 | 0.04 | 0.02 | −0.02 | ±0.3 |
| 34400 | 4.45 | 4.42 | 4.41 | 4.46 | 4.43 | 4.41 | 0.02 | 0.02 | 0.00 | ±0.3 |
| 40000 | 4.45 | 4.42 | 4.40 | 4.45 | 4.42 | 4.40 | 0.00 | 0.00 | 0.00 | ±0.3 |
| 43600 | 4.45 | 4.42 | 4.40 | 4.46 | 4.41 | 4.41 | 0.02 | −0.02 | 0.02 | ±0.3 |
| 55400 | 4.43 | 4.37 | 4.39 | 4.43 | 4.40 | 4.38 | 0.00 | 0.06 | −0.02 | ±0.3 |
| 70000 | 4.42 | 4.39 | 4.38 | 4.41 | 4.40 | 4.38 | −0.02 | 0.02 | 0.00 | ±0.3 |
| 88800 | 4.41 | 4.38 | 4.37 | 4.42 | 4.38 | 4.37 | 0.02 | 0.00 | 0.00 | ±0.3 |
| 112400 | 4.39 | 4.37 | 4.35 | 4.39 | 4.37 | 4.36 | 0.00 | 0.00 | 0.02 | ±0.3 |
| 142400 | 4.37 | 4.35 | 4.33 | 4.38 | 4.35 | 4.34 | 0.02 | 0.00 | 0.02 | ±0.3 |
| 161750 | 4.36 | 4.33 | 4.32 | 4.36 | 4.33 | 4.32 | 0.00 | 0.00 | 0.00 | ±0.3 |
| 180400 | 4.34 | 4.32 | 4.31 | 4.34 | 4.32 | 4.31 | 0.00 | 0.00 | 0.00 | ±0.3 |
| 228400 | 4.31 | 4.28 | 4.27 | 4.32 | 4.28 | 4.28 | 0.02 | 0.00 | 0.02 | ±0.3 |
| 289400 | 4.27 | 4.25 | 4.23 | 4.27 | 4.25 | 4.24 | 0.00 | 0.00 | 0.02 | ±0.3 |
| 366400 | 4.22 | 4.20 | 4.18 | 4.22 | 4.20 | 4.19 | 0.00 | 0.00 | 0.02 | ±0.3 |
| 400000 | 4.20 | 4.18 | 4.17 | 4.21 | 4.18 | 4.17 | 0.02 | 0.00 | 0.00 | ±0.3 |
| 464000 | 4.18 | 4.16 | 4.15 | 4.18 | 4.16 | 4.15 | 0.00 | 0.00 | 0.00 | ±0.3 |
| 587800 | 4.12 | 4.10 | 4.09 | 4.12 | 4.10 | 4.09 | 0.00 | 0.00 | 0.00 | ±0.3 |
| 744200 | 4.07 | 4.06 | 4.04 | 4.07 | 4.05 | 4.05 | 0.00 | −0.02 | 0.02 | ±0.3 |
| 942600 | 4.05 | 4.04 | 4.03 | 4.05 | 4.04 | 4.03 | 0.00 | 0.00 | 0.00 | ±0.3 |
| 1193600 | 4.02 | 4.01 | 4.00 | 4.02 | 4.01 | 4.00 | 0.00 | 0.00 | 0.00 | +0.3 |
| 1511600 | 4.01 | 4.00 | 3.99 | 4.01 | 4.00 | 3.99 | 0.00 | 0.00 | 0.00 | ±0.3 |
| 1914400 | 3.99 | 3.98 | 3.97 | 4.00 | 3.98 | 3.97 | 0.02 | 0.00 | 0.00 | ±0.3 |
| 2424400 | 3.97 | 3.96 | 3.95 | 3.98 | 3.96 | 3.94 | 0.02 | 0.00 | −0.02 | ±0.3 |
| 3070200 | 3.93 | 3.93 | 3.92 | 3.95 | 3.93 | 3.92 | 0.04 | 0.00 | 0.00 | ±0.3 |
| 3888000 | 3.88 | 3.87 | 3.86 | 3.88 | 3.88 | 3.86 | 0.00 | 0.02 | 0.00 | ±0.3 |
| 4000000 | 3.86 | 3.86 | 3.85 | 3.87 | 3.85 | 3.85 | 0.02 | −0.02 | 0.00 | ±0.3 |
| 4923800 | 3.79 | 3.78 | 3.78 | 3.80 | 3.79 | 3.78 | 0.02 | 0.02 | 0.00 | ±0.3 |
| 6235400 | 3.67 | 3.67 | 3.67 | 3.68 | 3.66 | 3.66 | 0.02 | −0.02 | −0.02 | ±0.3 |
| 7896400 | 3.54 | 3.53 | 3.53 | 3.54 | 3.54 | 3.53 | 0.00 | 0.02 | 0.00 | ±0.3 |
| 10000000 | 3.38 | 3.38 | 3.38 | 3.37 | 3.39 | 3.38 | −0.03 | 0.03 | 0.00 | ±0.3 |

SPEAG H-field frequency response tolerance criteria[1]:
±0.3dB for applied H-fields at calibration points from 3kHz to 10MHz

[1]Calibration uncertainty not taken into account (shared risk 50%).

## Frequency Response, H-field, Channel 1

| f (Hz) | H-field (A/m) Applied | | | H-field (A/m) Reading | | | Difference (dB) | | | Tolerance (dB) |
|---|---|---|---|---|---|---|---|---|---|---|
| | x | y | z | x | y | z | x | y | z | |
| 3000 | 3.29 | 3.28 | 3.29 | 3.29 | 3.29 | 3.29 | 0.00 | 0.03 | 0.00 | ±0.3 |
| 3200 | 3.30 | 3.29 | 3.29 | 3.32 | 3.29 | 3.29 | 0.05 | 0.00 | 0.00 | ±0.3 |
| 4000 | 3.29 | 3.29 | 3.29 | 3.29 | 3.29 | 3.30 | 0.00 | 0.00 | 0.03 | ±0.3 |
| 5200 | 3.27 | 3.26 | 3.26 | 3.26 | 3.26 | 3.25 | -0.03 | 0.00 | -0.03 | ±0.3 |
| 6600 | 3.23 | 3.22 | 3.23 | 3.23 | 3.23 | 3.24 | 0.00 | 0.03 | 0.03 | ±0.3 |
| 8200 | 3.19 | 3.19 | 3.19 | 3.21 | 3.19 | 3.20 | 0.05 | 0.00 | 0.03 | ±0.3 |
| 9000 | 3.17 | 3.17 | 3.17 | 3.17 | 3.17 | 3.17 | 0.00 | 0.00 | 0.00 | ±0.3 |
| 10600 | 4.40 | 4.31 | 4.30 | 4.40 | 4.33 | 4.32 | 0.00 | 0.04 | 0.04 | ±0.3 |
| 13400 | 4.43 | 4.34 | 4.33 | 4.43 | 4.37 | 4.32 | 0.00 | 0.06 | -0.02 | ±0.3 |
| 17000 | 4.43 | 4.38 | 4.37 | 4.44 | 4.38 | 4.37 | 0.02 | 0.00 | 0.00 | ±0.3 |
| 21400 | 4.46 | 4.38 | 4.38 | 4.47 | 4.38 | 4.39 | 0.02 | 0.00 | 0.02 | ±0.3 |
| 27200 | 4.45 | 4.40 | 4.39 | 4.46 | 4.41 | 4.39 | 0.02 | 0.02 | 0.00 | ±0.3 |
| 34400 | 4.45 | 4.42 | 4.41 | 4.47 | 4.43 | 4.42 | 0.04 | 0.02 | 0.02 | ±0.3 |
| 40000 | 4.45 | 4.42 | 4.40 | 4.45 | 4.42 | 4.40 | 0.00 | 0.00 | 0.00 | ±0.3 |
| 43600 | 4.45 | 4.42 | 4.40 | 4.44 | 4.42 | 4.42 | -0.02 | 0.00 | 0.04 | ±0.3 |
| 55400 | 4.43 | 4.37 | 4.39 | 4.44 | 4.41 | 4.38 | 0.02 | 0.08 | -0.02 | ±0.3 |
| 70000 | 4.42 | 4.39 | 4.38 | 4.42 | 4.39 | 4.38 | 0.00 | 0.00 | 0.00 | ±0.3 |
| 88800 | 4.41 | 4.38 | 4.37 | 4.42 | 4.38 | 4.37 | 0.02 | 0.00 | 0.00 | ±0.3 |
| 112400 | 4.39 | 4.37 | 4.35 | 4.40 | 4.37 | 4.36 | 0.02 | 0.00 | 0.02 | ±0.3 |
| 142400 | 4.37 | 4.35 | 4.33 | 4.38 | 4.36 | 4.34 | 0.02 | 0.02 | 0.02 | ±0.3 |
| 161750 | 4.36 | 4.33 | 4.32 | 4.36 | 4.34 | 4.32 | 0.00 | 0.02 | 0.00 | ±0.3 |
| 180400 | 4.34 | 4.32 | 4.31 | 4.34 | 4.32 | 4.31 | 0.00 | 0.00 | 0.00 | ±0.3 |
| 228400 | 4.31 | 4.28 | 4.27 | 4.32 | 4.29 | 4.28 | 0.02 | 0.02 | 0.02 | ±0.3 |
| 289400 | 4.27 | 4.25 | 4.23 | 4.28 | 4.25 | 4.24 | 0.02 | 0.00 | 0.02 | ±0.3 |
| 366400 | 4.22 | 4.20 | 4.18 | 4.23 | 4.21 | 4.19 | 0.02 | 0.02 | 0.02 | ±0.3 |
| 400000 | 4.20 | 4.18 | 4.17 | 4.21 | 4.18 | 4.17 | 0.02 | 0.00 | 0.00 | ±0.3 |
| 464000 | 4.18 | 4.16 | 4.15 | 4.18 | 4.17 | 4.15 | 0.00 | 0.02 | 0.00 | ±0.3 |
| 567800 | 4.12 | 4.10 | 4.09 | 4.12 | 4.11 | 4.09 | 0.00 | 0.02 | 0.00 | ±0.3 |
| 744200 | 4.07 | 4.06 | 4.04 | 4.08 | 4.06 | 4.05 | 0.02 | 0.00 | 0.02 | ±0.3 |
| 942600 | 4.05 | 4.04 | 4.03 | 4.06 | 4.04 | 4.04 | 0.02 | 0.00 | 0.02 | ±0.3 |
| 1193600 | 4.02 | 4.01 | 4.00 | 4.03 | 4.01 | 4.00 | 0.02 | 0.00 | 0.00 | ±0.3 |
| 1511600 | 4.01 | 4.00 | 3.99 | 4.01 | 4.00 | 3.99 | 0.00 | 0.00 | 0.00 | ±0.3 |
| 1914400 | 3.99 | 3.98 | 3.97 | 4.00 | 3.98 | 3.97 | 0.02 | 0.00 | 0.00 | ±0.3 |
| 2424400 | 3.97 | 3.96 | 3.95 | 3.98 | 3.96 | 3.94 | 0.02 | 0.00 | -0.02 | ±0.3 |
| 3070200 | 3.93 | 3.93 | 3.92 | 3.94 | 3.93 | 3.92 | 0.02 | 0.00 | 0.00 | ±0.3 |
| 3888000 | 3.89 | 3.87 | 3.86 | 3.89 | 3.87 | 3.86 | 0.02 | 0.00 | 0.00 | ±0.3 |
| 4000000 | 3.86 | 3.86 | 3.85 | 3.88 | 3.85 | 3.85 | 0.04 | -0.02 | 0.00 | ±0.3 |
| 4923800 | 3.79 | 3.78 | 3.78 | 3.80 | 3.79 | 3.77 | 0.02 | 0.02 | -0.02 | ±0.3 |
| 6235400 | 3.67 | 3.67 | 3.67 | 3.69 | 3.67 | 3.66 | 0.05 | 0.00 | -0.02 | ±0.3 |
| 7896400 | 3.54 | 3.53 | 3.53 | 3.55 | 3.54 | 3.53 | 0.02 | 0.02 | 0.00 | ±0.3 |
| 10000000 | 3.38 | 3.38 | 3.38 | 3.40 | 3.37 | 3.37 | 0.05 | -0.03 | -0.03 | ±0.3 |

SPEAG H-field frequency response tolerance criteria[1]:
±0.3dB for applied H-fields at calibration points from 3kHz to 10MHz

[1] Calibration uncertainty not taken into account (shared risk 50%).

## Frequency Response, H-field, Channel 2

| f (Hz) | H-field (A/m) Applied | | | H-field (A/m) Reading | | | Difference (dB) | | | Tolerance (dB) |
|---|---|---|---|---|---|---|---|---|---|---|
| | x | y | z | x | y | z | x | y | z | |
| 3000 | 3.29 | 3.28 | 3.29 | 3.29 | 3.29 | 3.29 | 0.00 | 0.03 | 0.00 | ±0.3 |
| 3200 | 3.30 | 3.29 | 3.29 | 3.32 | 3.29 | 3.30 | 0.05 | 0.00 | 0.03 | ±0.3 |
| 4000 | 3.29 | 3.29 | 3.29 | 3.29 | 3.29 | 3.29 | 0.00 | 0.00 | 0.00 | ±0.3 |
| 5200 | 3.27 | 3.26 | 3.26 | 3.26 | 3.27 | 3.25 | −0.03 | 0.03 | −0.03 | ±0.3 |
| 6600 | 3.23 | 3.22 | 3.23 | 3.23 | 3.23 | 3.24 | 0.00 | 0.03 | 0.03 | ±0.3 |
| 8200 | 3.19 | 3.19 | 3.19 | 3.21 | 3.19 | 3.20 | 0.05 | 0.00 | 0.03 | ±0.3 |
| 9000 | 3.17 | 3.17 | 3.17 | 3.17 | 3.17 | 3.17 | 0.00 | 0.00 | 0.00 | ±0.3 |
| 10600 | 4.40 | 4.31 | 4.30 | 4.39 | 4.31 | 4.30 | −0.02 | 0.00 | 0.00 | ±0.3 |
| 13400 | 4.43 | 4.34 | 4.33 | 4.42 | 4.36 | 4.34 | −0.02 | 0.04 | 0.02 | ±0.3 |
| 17000 | 4.43 | 4.38 | 4.37 | 4.43 | 4.38 | 4.38 | 0.00 | 0.00 | 0.02 | ±0.3 |
| 21400 | 4.46 | 4.38 | 4.38 | 4.43 | 4.39 | 4.38 | −0.06 | 0.02 | 0.00 | ±0.3 |
| 27200 | 4.45 | 4.40 | 4.39 | 4.46 | 4.42 | 4.39 | 0.02 | 0.04 | 0.00 | ±0.3 |
| 34400 | 4.45 | 4.42 | 4.41 | 4.47 | 4.43 | 4.41 | 0.04 | 0.02 | 0.00 | ±0.3 |
| 40000 | 4.45 | 4.42 | 4.40 | 4.45 | 4.42 | 4.40 | 0.00 | 0.00 | 0.00 | ±0.3 |
| 43600 | 4.45 | 4.42 | 4.40 | 4.45 | 4.42 | 4.40 | 0.00 | 0.00 | 0.00 | ±0.3 |
| 55400 | 4.43 | 4.37 | 4.39 | 4.43 | 4.40 | 4.38 | 0.00 | 0.06 | −0.02 | ±0.3 |
| 70000 | 4.42 | 4.39 | 4.38 | 4.42 | 4.39 | 4.39 | 0.00 | 0.00 | 0.02 | ±0.3 |
| 88800 | 4.41 | 4.38 | 4.37 | 4.41 | 4.38 | 4.37 | 0.00 | 0.00 | 0.00 | ±0.3 |
| 112400 | 4.39 | 4.37 | 4.35 | 4.39 | 4.37 | 4.36 | 0.00 | 0.00 | 0.02 | ±0.3 |
| 142400 | 4.37 | 4.35 | 4.33 | 4.37 | 4.35 | 4.34 | 0.00 | 0.00 | 0.02 | ±0.3 |
| 161750 | 4.36 | 4.33 | 4.32 | 4.36 | 4.33 | 4.33 | 0.00 | 0.00 | 0.02 | ±0.3 |
| 180400 | 4.34 | 4.32 | 4.31 | 4.34 | 4.32 | 4.31 | 0.00 | 0.00 | 0.00 | ±0.3 |
| 228400 | 4.31 | 4.28 | 4.27 | 4.32 | 4.29 | 4.28 | 0.02 | 0.02 | 0.02 | ±0.3 |
| 289400 | 4.27 | 4.25 | 4.23 | 4.28 | 4.25 | 4.24 | 0.02 | 0.00 | 0.02 | ±0.3 |
| 366400 | 4.22 | 4.20 | 4.18 | 4.23 | 4.20 | 4.19 | 0.02 | 0.00 | 0.02 | ±0.3 |
| 400000 | 4.20 | 4.18 | 4.17 | 4.21 | 4.18 | 4.17 | 0.02 | 0.00 | 0.00 | ±0.3 |
| 464000 | 4.18 | 4.16 | 4.15 | 4.18 | 4.16 | 4.15 | 0.00 | 0.00 | 0.00 | ±0.3 |
| 587800 | 4.12 | 4.10 | 4.09 | 4.12 | 4.10 | 4.10 | 0.00 | 0.00 | 0.02 | ±0.3 |
| 744200 | 4.07 | 4.06 | 4.04 | 4.07 | 4.05 | 4.05 | 0.00 | −0.02 | 0.02 | ±0.3 |
| 942600 | 4.05 | 4.04 | 4.03 | 4.06 | 4.04 | 4.03 | 0.02 | 0.00 | 0.00 | ±0.3 |
| 1193600 | 4.02 | 4.01 | 4.00 | 4.02 | 4.01 | 4.00 | 0.00 | 0.00 | 0.00 | ±0.3 |
| 1511600 | 4.01 | 4.00 | 3.99 | 4.02 | 4.00 | 4.00 | 0.02 | 0.00 | 0.02 | ±0.3 |
| 1914400 | 3.99 | 3.98 | 3.97 | 4.00 | 3.98 | 3.98 | 0.02 | 0.00 | 0.02 | ±0.3 |
| 2424400 | 3.97 | 3.96 | 3.95 | 3.98 | 3.96 | 3.94 | 0.02 | 0.00 | −0.02 | ±0.3 |
| 3070200 | 3.93 | 3.93 | 3.92 | 3.95 | 3.92 | 3.92 | 0.04 | −0.02 | 0.00 | ±0.3 |
| 3888000 | 3.88 | 3.87 | 3.86 | 3.88 | 3.87 | 3.86 | 0.00 | 0.00 | 0.00 | ±0.3 |
| 4000000 | 3.86 | 3.86 | 3.85 | 3.87 | 3.86 | 3.85 | 0.02 | 0.00 | 0.00 | ±0.3 |
| 4823800 | 3.79 | 3.78 | 3.78 | 3.80 | 3.79 | 3.78 | 0.02 | 0.02 | 0.00 | ±0.3 |
| 6235400 | 3.67 | 3.67 | 3.67 | 3.68 | 3.67 | 3.67 | 0.02 | 0.00 | 0.00 | ±0.3 |
| 7896400 | 3.54 | 3.53 | 3.53 | 3.55 | 3.53 | 3.53 | 0.02 | 0.00 | 0.00 | ±0.3 |
| 10000000 | 3.38 | 3.38 | 3.38 | 3.39 | 3.36 | 3.37 | 0.03 | −0.05 | −0.03 | ±0.3 |

SPEAG H-field frequency response tolerance criteria[1]:
±0.3dB for applied H-fields at calibration points from 3kHz to 10MHz

[1] Calibration uncertainty not taken into account (shared risk 50%).

## Frequency Response, H-field, Channel 3

| f (Hz) | H-field (A/m) Applied | | | H-field (A/m) Reading | | | Difference (dB) | | | Tolerance (dB) |
|---|---|---|---|---|---|---|---|---|---|---|
| | x | y | z | x | y | z | x | y | z | |
| 3000 | 3.29 | 3.28 | 3.29 | 3.29 | 3.29 | 3.29 | 0.00 | 0.03 | 0.00 | ±0.3 |
| 3200 | 3.30 | 3.29 | 3.29 | 3.32 | 3.29 | 3.30 | 0.05 | 0.00 | 0.03 | ±0.3 |
| 4000 | 3.29 | 3.29 | 3.29 | 3.29 | 3.29 | 3.30 | 0.00 | 0.00 | 0.03 | ±0.3 |
| 5200 | 3.27 | 3.26 | 3.26 | 3.26 | 3.26 | 3.24 | −0.03 | 0.00 | −0.05 | ±0.3 |
| 6600 | 3.23 | 3.22 | 3.23 | 3.24 | 3.23 | 3.24 | 0.03 | 0.03 | 0.03 | ±0.3 |
| 8200 | 3.19 | 3.19 | 3.19 | 3.21 | 3.19 | 3.20 | 0.05 | 0.00 | 0.03 | ±0.3 |
| 9000 | 3.17 | 3.17 | 3.17 | 3.17 | 3.17 | 3.18 | 0.00 | 0.00 | 0.03 | ±0.3 |
| 10600 | 4.40 | 4.31 | 4.30 | 4.39 | 4.34 | 4.28 | −0.02 | 0.06 | −0.04 | ±0.3 |
| 13400 | 4.43 | 4.34 | 4.33 | 4.43 | 4.35 | 4.35 | 0.00 | 0.02 | 0.04 | ±0.3 |
| 17000 | 4.43 | 4.38 | 4.37 | 4.44 | 4.39 | 4.37 | 0.02 | 0.02 | 0.00 | ±0.3 |
| 21400 | 4.46 | 4.38 | 4.38 | 4.45 | 4.39 | 4.39 | −0.02 | 0.02 | 0.02 | ±0.3 |
| 27200 | 4.45 | 4.40 | 4.39 | 4.47 | 4.41 | 4.40 | 0.04 | 0.02 | 0.02 | ±0.3 |
| 34400 | 4.45 | 4.42 | 4.41 | 4.47 | 4.42 | 4.42 | 0.04 | 0.00 | 0.02 | ±0.3 |
| 40000 | 4.45 | 4.42 | 4.40 | 4.46 | 4.42 | 4.42 | 0.02 | 0.00 | 0.04 | ±0.3 |
| 43600 | 4.45 | 4.42 | 4.40 | 4.46 | 4.42 | 4.41 | 0.02 | 0.00 | 0.02 | ±0.3 |
| 55400 | 4.43 | 4.37 | 4.39 | 4.44 | 4.40 | 4.39 | 0.02 | 0.06 | 0.00 | ±0.3 |
| 70000 | 4.42 | 4.39 | 4.38 | 4.43 | 4.41 | 4.40 | 0.02 | 0.04 | 0.04 | ±0.3 |
| 88800 | 4.41 | 4.38 | 4.37 | 4.41 | 4.38 | 4.38 | 0.00 | 0.00 | 0.02 | ±0.3 |
| 112400 | 4.39 | 4.37 | 4.35 | 4.40 | 4.37 | 4.37 | 0.02 | 0.00 | 0.04 | ±0.3 |
| 142400 | 4.37 | 4.35 | 4.33 | 4.38 | 4.36 | 4.35 | 0.02 | 0.02 | 0.04 | ±0.3 |
| 161750 | 4.36 | 4.33 | 4.32 | 4.36 | 4.33 | 4.33 | 0.00 | 0.00 | 0.02 | ±0.3 |
| 180400 | 4.34 | 4.32 | 4.31 | 4.34 | 4.31 | 4.32 | 0.00 | −0.02 | 0.02 | ±0.3 |
| 228400 | 4.31 | 4.29 | 4.27 | 4.31 | 4.29 | 4.28 | 0.00 | 0.02 | 0.02 | ±0.3 |
| 289400 | 4.27 | 4.25 | 4.23 | 4.28 | 4.25 | 4.24 | 0.02 | 0.00 | 0.02 | ±0.3 |
| 366400 | 4.22 | 4.20 | 4.18 | 4.23 | 4.21 | 4.20 | 0.02 | 0.02 | 0.04 | ±0.3 |
| 400000 | 4.20 | 4.18 | 4.17 | 4.20 | 4.19 | 4.18 | 0.00 | 0.02 | 0.02 | ±0.3 |
| 464000 | 4.18 | 4.16 | 4.15 | 4.18 | 4.16 | 4.16 | 0.00 | 0.00 | 0.02 | ±0.3 |
| 587800 | 4.12 | 4.10 | 4.09 | 4.12 | 4.10 | 4.10 | 0.00 | 0.00 | 0.02 | ±0.3 |
| 744200 | 4.07 | 4.06 | 4.04 | 4.08 | 4.06 | 4.06 | 0.02 | 0.00 | 0.04 | ±0.3 |
| 942600 | 4.05 | 4.04 | 4.03 | 4.06 | 4.04 | 4.04 | 0.02 | 0.00 | 0.02 | ±0.3 |
| 1193600 | 4.02 | 4.01 | 4.00 | 4.03 | 4.01 | 4.01 | 0.02 | 0.00 | 0.02 | ±0.3 |
| 1511600 | 4.01 | 4.00 | 3.99 | 4.02 | 4.00 | 4.00 | 0.02 | 0.00 | 0.02 | ±0.3 |
| 1914400 | 3.99 | 3.98 | 3.97 | 4.00 | 3.98 | 3.98 | 0.02 | 0.00 | 0.02 | ±0.3 |
| 2424400 | 3.97 | 3.96 | 3.95 | 3.98 | 3.96 | 3.95 | 0.02 | 0.00 | 0.00 | ±0.3 |
| 3070200 | 3.93 | 3.93 | 3.92 | 3.94 | 3.93 | 3.93 | 0.02 | 0.00 | 0.02 | ±0.3 |
| 3888000 | 3.88 | 3.87 | 3.86 | 3.89 | 3.87 | 3.87 | 0.02 | 0.00 | 0.02 | ±0.3 |
| 4000000 | 3.86 | 3.86 | 3.85 | 3.88 | 3.86 | 3.86 | 0.04 | 0.00 | 0.02 | ±0.3 |
| 4923800 | 3.79 | 3.78 | 3.78 | 3.80 | 3.79 | 3.78 | 0.02 | 0.02 | 0.00 | ±0.3 |
| 6235400 | 3.67 | 3.67 | 3.67 | 3.68 | 3.67 | 3.67 | 0.02 | 0.00 | 0.00 | ±0.3 |
| 7896400 | 3.54 | 3.53 | 3.53 | 3.55 | 3.54 | 3.54 | 0.02 | 0.02 | 0.02 | ±0.3 |
| 10000000 | 3.38 | 3.38 | 3.38 | 3.38 | 3.37 | 3.37 | 0.00 | −0.03 | −0.03 | ±0.3 |

SPEAG H-field frequency response tolerance criteria[1]:
±0.3 dB for applied H-fields at calibration points from 3 kHz to 10 MHz

[1] Calibration uncertainty not taken into account (shared risk 50%).

## Frequency Response, H-field, Channel 4

| | H-field (A/m) Applied | | | H-field (A/m) Reading | | | Difference (dB) | | | |
|---|---|---|---|---|---|---|---|---|---|---|
| f (Hz) | x | y | z | x | y | z | x | y | z | Tolerance (dB) |
| 3000 | 3.29 | 3.28 | 3.29 | 3.29 | 3.29 | 3.29 | 0.00 | 0.03 | 0.00 | ±0.3 |
| 3200 | 3.30 | 3.29 | 3.29 | 3.32 | 3.28 | 3.30 | 0.05 | −0.03 | 0.03 | ±0.3 |
| 4000 | 3.29 | 3.29 | 3.29 | 3.29 | 3.29 | 3.29 | 0.00 | 0.00 | 0.00 | +0.3 |
| 5200 | 3.27 | 3.26 | 3.26 | 3.25 | 3.26 | 3.23 | −0.05 | 0.00 | −0.08 | ±0.3 |
| 6600 | 3.23 | 3.22 | 3.23 | 3.24 | 3.24 | 3.27 | 0.03 | 0.05 | 0.11 | ±0.3 |
| 8200 | 3.19 | 3.19 | 3.19 | 3.21 | 3.19 | 3.19 | 0.05 | 0.00 | 0.00 | ±0.3 |
| 9000 | 3.17 | 3.17 | 3.17 | 3.17 | 3.18 | 3.17 | 0.00 | 0.03 | 0.00 | ±0.3 |
| 10600 | 4.40 | 4.31 | 4.30 | 4.41 | 4.33 | 4.29 | 0.02 | 0.04 | −0.02 | ±0.3 |
| 13400 | 4.43 | 4.34 | 4.33 | 4.44 | 4.36 | 4.35 | 0.02 | 0.04 | 0.04 | ±0.3 |
| 17000 | 4.43 | 4.38 | 4.37 | 4.44 | 4.38 | 4.37 | 0.02 | 0.00 | 0.00 | ±0.3 |
| 21400 | 4.46 | 4.38 | 4.38 | 4.46 | 4.39 | 4.38 | 0.00 | 0.02 | 0.00 | ±0.3 |
| 27200 | 4.45 | 4.40 | 4.39 | 4.46 | 4.39 | 4.39 | 0.02 | −0.02 | 0.00 | ±0.3 |
| 34400 | 4.45 | 4.42 | 4.41 | 4.46 | 4.43 | 4.41 | 0.02 | 0.02 | 0.00 | ±0.3 |
| 40000 | 4.45 | 4.42 | 4.40 | 4.45 | 4.42 | 4.41 | 0.00 | 0.00 | 0.02 | ±0.3 |
| 43600 | 4.45 | 4.42 | 4.40 | 4.46 | 4.41 | 4.41 | 0.02 | −0.02 | 0.02 | ±0.3 |
| 55400 | 4.43 | 4.37 | 4.39 | 4.44 | 4.40 | 4.38 | 0.02 | 0.06 | −0.02 | ±0.3 |
| 70000 | 4.42 | 4.39 | 4.38 | 4.42 | 4.40 | 4.39 | 0.00 | 0.02 | 0.02 | ±0.3 |
| 88800 | 4.41 | 4.38 | 4.37 | 4.41 | 4.38 | 4.37 | 0.00 | 0.00 | 0.00 | ±0.3 |
| 112400 | 4.39 | 4.37 | 4.35 | 4.40 | 4.37 | 4.36 | 0.02 | 0.00 | 0.02 | ±0.3 |
| 142400 | 4.37 | 4.35 | 4.33 | 4.39 | 4.36 | 4.34 | 0.04 | 0.02 | 0.02 | ±0.3 |
| 161750 | 4.36 | 4.33 | 4.32 | 4.36 | 4.33 | 4.32 | 0.00 | 0.00 | 0.00 | ±0.3 |
| 180400 | 4.34 | 4.32 | 4.31 | 4.34 | 4.32 | 4.31 | 0.00 | 0.00 | 0.00 | ±0.3 |
| 228400 | 4.31 | 4.28 | 4.27 | 4.31 | 4.28 | 4.28 | 0.00 | 0.00 | 0.02 | ±0.3 |
| 289400 | 4.27 | 4.25 | 4.23 | 4.28 | 4.24 | 4.24 | 0.02 | −0.02 | 0.02 | ±0.3 |
| 366400 | 4.22 | 4.20 | 4.18 | 4.23 | 4.20 | 4.19 | 0.02 | 0.00 | 0.02 | ±0.3 |
| 400000 | 4.20 | 4.18 | 4.17 | 4.21 | 4.18 | 4.17 | 0.02 | 0.00 | 0.00 | ±0.3 |
| 464000 | 4.18 | 4.16 | 4.15 | 4.18 | 4.16 | 4.15 | 0.00 | 0.00 | 0.00 | ±0.3 |
| 587800 | 4.12 | 4.10 | 4.09 | 4.12 | 4.10 | 4.09 | 0.00 | 0.00 | 0.00 | ±0.3 |
| 744200 | 4.07 | 4.06 | 4.04 | 4.08 | 4.06 | 4.05 | 0.02 | 0.00 | 0.02 | ±0.3 |
| 942600 | 4.05 | 4.04 | 4.03 | 4.06 | 4.04 | 4.03 | 0.02 | 0.00 | 0.00 | ±0.3 |
| 1193600 | 4.02 | 4.01 | 4.00 | 4.03 | 4.01 | 4.00 | 0.02 | 0.00 | 0.00 | ±0.3 |
| 1511600 | 4.01 | 4.00 | 3.99 | 4.01 | 4.00 | 3.99 | 0.00 | 0.00 | 0.00 | ±0.3 |
| 1914400 | 3.99 | 3.98 | 3.97 | 4.00 | 3.98 | 3.97 | 0.02 | 0.00 | 0.00 | ±0.3 |
| 2424400 | 3.97 | 3.96 | 3.95 | 3.98 | 3.97 | 3.95 | 0.02 | 0.02 | 0.00 | ±0.3 |
| 3070200 | 3.93 | 3.93 | 3.92 | 3.94 | 3.92 | 3.91 | 0.02 | −0.02 | −0.02 | ±0.3 |
| 3888000 | 3.88 | 3.87 | 3.86 | 3.89 | 3.87 | 3.86 | 0.02 | 0.00 | 0.00 | ±0.3 |
| 4000000 | 3.86 | 3.86 | 3.85 | 3.87 | 3.86 | 3.85 | 0.02 | 0.00 | 0.00 | ±0.3 |
| 4923800 | 3.79 | 3.78 | 3.78 | 3.79 | 3.79 | 3.78 | 0.00 | 0.02 | 0.00 | ±0.3 |
| 6235400 | 3.67 | 3.67 | 3.67 | 3.68 | 3.68 | 3.66 | 0.02 | 0.02 | −0.02 | ±0.3 |
| 7896400 | 3.54 | 3.53 | 3.53 | 3.55 | 3.54 | 3.53 | 0.02 | 0.02 | 0.00 | ±0.3 |
| 10000000 | 3.38 | 3.38 | 3.38 | 3.39 | 3.37 | 3.36 | 0.03 | −0.03 | −0.05 | ±0.3 |

SPEAG H-field frequency response tolerance criteria[1]:
±0.3 dB for applied H-fields at calibration points from 3 kHz to 10 MHz

[1] Calibration uncertainty not taken into account (shared risk 50%).

## Frequency Response, H-field, Channel 5

| f (Hz) | H-field (A/m) Applied | | | H-field (A/m) Reading | | | Difference (dB) | | | Tolerance (dB) |
|---|---|---|---|---|---|---|---|---|---|---|
| | x | y | z | x | y | z | x | y | z | |
| 3000 | 3.29 | 3.28 | 3.29 | 3.29 | 3.29 | 3.29 | 0.00 | 0.03 | 0.00 | ±0.3 |
| 3200 | 3.30 | 3.29 | 3.29 | 3.31 | 3.29 | 3.29 | 0.03 | 0.00 | 0.00 | ±0.3 |
| 4000 | 3.29 | 3.29 | 3.29 | 3.29 | 3.29 | 3.29 | 0.00 | 0.00 | 0.00 | ±0.3 |
| 5200 | 3.27 | 3.26 | 3.26 | 3.26 | 3.26 | 3.24 | −0.03 | 0.00 | −0.05 | ±0.3 |
| 6600 | 3.23 | 3.22 | 3.23 | 3.23 | 3.23 | 3.24 | 0.00 | 0.03 | 0.03 | ±0.3 |
| 8200 | 3.19 | 3.19 | 3.19 | 3.21 | 3.19 | 3.20 | 0.05 | 0.00 | 0.03 | ±0.3 |
| 9000 | 3.17 | 3.17 | 3.17 | 3.17 | 3.17 | 3.17 | 0.00 | 0.00 | 0.00 | ±0.3 |
| 10600 | 4.40 | 4.31 | 4.30 | 4.38 | 4.34 | 4.31 | −0.04 | 0.06 | 0.02 | ±0.3 |
| 13400 | 4.43 | 4.34 | 4.33 | 4.42 | 4.37 | 4.35 | −0.02 | 0.06 | 0.04 | ±0.3 |
| 17000 | 4.43 | 4.38 | 4.37 | 4.43 | 4.38 | 4.37 | 0.00 | 0.00 | 0.00 | ±0.3 |
| 21400 | 4.46 | 4.38 | 4.38 | 4.48 | 4.39 | 4.38 | 0.04 | 0.02 | 0.00 | ±0.3 |
| 27200 | 4.45 | 4.40 | 4.39 | 4.45 | 4.41 | 4.39 | 0.00 | 0.02 | 0.00 | ±0.3 |
| 34400 | 4.45 | 4.42 | 4.41 | 4.47 | 4.43 | 4.41 | 0.04 | 0.02 | 0.00 | ±0.3 |
| 40000 | 4.45 | 4.42 | 4.40 | 4.45 | 4.42 | 4.39 | 0.00 | 0.00 | −0.02 | ±0.3 |
| 43600 | 4.45 | 4.42 | 4.40 | 4.44 | 4.41 | 4.40 | −0.02 | −0.02 | 0.00 | ±0.3 |
| 55400 | 4.43 | 4.37 | 4.39 | 4.43 | 4.40 | 4.39 | 0.00 | 0.06 | 0.00 | ±0.3 |
| 70000 | 4.42 | 4.39 | 4.38 | 4.43 | 4.40 | 4.38 | 0.02 | 0.02 | 0.00 | ±0.3 |
| 88800 | 4.41 | 4.38 | 4.37 | 4.41 | 4.38 | 4.37 | 0.00 | 0.00 | 0.00 | ±0.3 |
| 112400 | 4.39 | 4.37 | 4.35 | 4.39 | 4.37 | 4.36 | 0.00 | 0.00 | 0.02 | ±0.3 |
| 142400 | 4.37 | 4.35 | 4.33 | 4.38 | 4.35 | 4.34 | 0.02 | 0.00 | 0.02 | ±0.3 |
| 161750 | 4.35 | 4.33 | 4.32 | 4.36 | 4.33 | 4.32 | 0.00 | 0.00 | 0.00 | ±0.3 |
| 180400 | 4.34 | 4.32 | 4.31 | 4.34 | 4.32 | 4.31 | 0.00 | 0.00 | 0.00 | ±0.3 |
| 228400 | 4.31 | 4.28 | 4.27 | 4.31 | 4.29 | 4.28 | 0.00 | 0.02 | 0.02 | ±0.3 |
| 289400 | 4.27 | 4.25 | 4.23 | 4.27 | 4.25 | 4.24 | 0.00 | 0.00 | 0.02 | ±0.3 |
| 366400 | 4.22 | 4.20 | 4.18 | 4.22 | 4.20 | 4.19 | 0.00 | 0.00 | 0.02 | ±0.3 |
| 400000 | 4.20 | 4.18 | 4.17 | 4.21 | 4.18 | 4.18 | 0.02 | 0.00 | 0.02 | ±0.3 |
| 464000 | 4.18 | 4.16 | 4.15 | 4.18 | 4.17 | 4.16 | 0.00 | 0.02 | 0.02 | ±0.3 |
| 587800 | 4.12 | 4.10 | 4.09 | 4.12 | 4.10 | 4.09 | 0.00 | 0.00 | 0.00 | ±0.3 |
| 744200 | 4.07 | 4.06 | 4.04 | 4.08 | 4.06 | 4.05 | 0.02 | 0.00 | 0.02 | ±0.3 |
| 942600 | 4.05 | 4.04 | 4.03 | 4.06 | 4.04 | 4.04 | 0.02 | 0.00 | 0.02 | ±0.3 |
| 1193600 | 4.02 | 4.01 | 4.00 | 4.03 | 4.01 | 4.00 | 0.02 | 0.00 | 0.00 | ±0.3 |
| 1511600 | 4.01 | 4.00 | 3.99 | 4.01 | 4.00 | 3.99 | 0.00 | 0.00 | 0.00 | ±0.3 |
| 1914400 | 3.99 | 3.98 | 3.97 | 4.01 | 3.98 | 3.97 | 0.04 | 0.00 | 0.00 | ±0.3 |
| 2424400 | 3.97 | 3.96 | 3.95 | 3.98 | 3.97 | 3.95 | 0.02 | 0.02 | 0.00 | ±0.3 |
| 3070200 | 3.93 | 3.93 | 3.92 | 3.95 | 3.92 | 3.92 | 0.04 | −0.02 | 0.00 | ±0.3 |
| 3888000 | 3.88 | 3.87 | 3.86 | 3.89 | 3.87 | 3.87 | 0.02 | 0.00 | 0.02 | ±0.3 |
| 4000000 | 3.86 | 3.86 | 3.85 | 3.88 | 3.86 | 3.85 | 0.04 | 0.00 | 0.00 | ±0.3 |
| 4923800 | 3.79 | 3.78 | 3.78 | 3.80 | 3.78 | 3.78 | 0.02 | 0.00 | 0.00 | ±0.3 |
| 6235400 | 3.67 | 3.67 | 3.67 | 3.68 | 3.67 | 3.66 | 0.02 | 0.00 | −0.02 | ±0.3 |
| 7896400 | 3.54 | 3.53 | 3.53 | 3.55 | 3.54 | 3.53 | 0.02 | 0.02 | 0.00 | ±0.3 |
| 10000000 | 3.38 | 3.38 | 3.38 | 3.40 | 3.37 | 3.37 | 0.05 | −0.03 | −0.03 | ±0.3 |

SPEAG H-field frequency response tolerance criteria[1]:
±0.3dB for applied H-fields at calibration points from 3kHz to 10MHz

[1] Calibration uncertainty not taken into account (shared risk 50%).

## Frequency Response, H-field, Channel 6

| f (Hz) | H-field (A/m) Applied | | | H-field (A/m) Reading | | | Difference (dB) | | | Tolerance (dB) |
|---|---|---|---|---|---|---|---|---|---|---|
| | x | y | z | x | y | z | x | y | z | |
| 3000 | 3.29 | 3.28 | 3.29 | 3.30 | 3.28 | 3.29 | 0.03 | 0.00 | 0.00 | ±0.3 |
| 3200 | 3.30 | 3.29 | 3.29 | 3.32 | 3.29 | 3.30 | 0.05 | 0.00 | 0.03 | ±0.3 |
| 4000 | 3.29 | 3.29 | 3.29 | 3.29 | 3.29 | 3.30 | 0.00 | 0.00 | 0.03 | ±0.3 |
| 5200 | 3.27 | 3.26 | 3.26 | 3.26 | 3.26 | 3.24 | −0.03 | 0.00 | −0.05 | ±0.3 |
| 6600 | 3.23 | 3.22 | 3.23 | 3.23 | 3.23 | 3.26 | 0.00 | 0.03 | 0.08 | ±0.3 |
| 8200 | 3.19 | 3.19 | 3.19 | 3.21 | 3.19 | 3.20 | 0.05 | 0.00 | 0.03 | ±0.3 |
| 9000 | 3.17 | 3.17 | 3.17 | 3.17 | 3.17 | 3.17 | 0.00 | 0.00 | 0.00 | ±0.3 |
| 10600 | 4.40 | 4.31 | 4.30 | 4.41 | 4.32 | 4.28 | 0.02 | 0.02 | −0.04 | ±0.3 |
| 13400 | 4.43 | 4.34 | 4.33 | 4.44 | 4.36 | 4.34 | 0.02 | 0.04 | 0.02 | ±0.3 |
| 17000 | 4.43 | 4.38 | 4.37 | 4.45 | 4.38 | 4.38 | 0.04 | 0.00 | 0.02 | ±0.3 |
| 21400 | 4.46 | 4.38 | 4.38 | 4.49 | 4.40 | 4.38 | 0.06 | 0.04 | 0.00 | ±0.3 |
| 27200 | 4.45 | 4.40 | 4.39 | 4.47 | 4.40 | 4.40 | 0.04 | 0.00 | 0.02 | ±0.3 |
| 34400 | 4.45 | 4.42 | 4.41 | 4.46 | 4.42 | 4.41 | 0.02 | 0.00 | 0.00 | ±0.3 |
| 40000 | 4.45 | 4.42 | 4.40 | 4.45 | 4.41 | 4.40 | 0.00 | −0.02 | 0.00 | ±0.3 |
| 43600 | 4.45 | 4.42 | 4.40 | 4.44 | 4.43 | 4.41 | −0.02 | 0.02 | 0.02 | ±0.3 |
| 55400 | 4.43 | 4.37 | 4.39 | 4.44 | 4.40 | 4.39 | 0.02 | 0.06 | 0.00 | ±0.3 |
| 70000 | 4.42 | 4.39 | 4.38 | 4.43 | 4.39 | 4.38 | 0.02 | 0.00 | 0.00 | ±0.3 |
| 88800 | 4.41 | 4.38 | 4.37 | 4.42 | 4.37 | 4.37 | 0.02 | −0.02 | 0.00 | ±0.3 |
| 112400 | 4.39 | 4.37 | 4.35 | 4.40 | 4.37 | 4.36 | 0.02 | 0.00 | 0.02 | ±0.3 |
| 142400 | 4.37 | 4.35 | 4.33 | 4.38 | 4.35 | 4.35 | 0.02 | 0.00 | 0.04 | ±0.3 |
| 161750 | 4.36 | 4.33 | 4.32 | 4.37 | 4.33 | 4.33 | 0.02 | 0.00 | 0.02 | ±0.3 |
| 180400 | 4.34 | 4.32 | 4.31 | 4.35 | 4.32 | 4.31 | 0.02 | 0.00 | 0.00 | ±0.3 |
| 228400 | 4.31 | 4.28 | 4.27 | 4.32 | 4.28 | 4.28 | 0.02 | 0.00 | 0.02 | ±0.3 |
| 289400 | 4.27 | 4.25 | 4.23 | 4.28 | 4.25 | 4.24 | 0.02 | 0.00 | 0.02 | ±0.3 |
| 366400 | 4.22 | 4.20 | 4.18 | 4.23 | 4.20 | 4.19 | 0.02 | 0.00 | 0.02 | ±0.3 |
| 400000 | 4.20 | 4.18 | 4.17 | 4.21 | 4.18 | 4.17 | 0.02 | 0.00 | 0.00 | ±0.3 |
| 464000 | 4.18 | 4.16 | 4.15 | 4.19 | 4.16 | 4.16 | 0.02 | 0.00 | 0.02 | ±0.3 |
| 587800 | 4.12 | 4.10 | 4.09 | 4.13 | 4.10 | 4.10 | 0.02 | 0.00 | 0.02 | ±0.3 |
| 744200 | 4.07 | 4.06 | 4.04 | 4.08 | 4.05 | 4.05 | 0.02 | −0.02 | 0.02 | ±0.3 |
| 942600 | 4.05 | 4.04 | 4.03 | 4.06 | 4.04 | 4.04 | 0.02 | 0.00 | 0.02 | ±0.3 |
| 1193600 | 4.02 | 4.01 | 4.00 | 4.03 | 4.01 | 4.00 | 0.02 | 0.00 | 0.00 | ±0.3 |
| 1511600 | 4.01 | 4.00 | 3.99 | 4.02 | 4.00 | 3.99 | 0.02 | 0.00 | 0.00 | ±0.3 |
| 1914400 | 3.99 | 3.98 | 3.97 | 4.01 | 3.98 | 3.98 | 0.04 | 0.00 | 0.02 | ±0.3 |
| 2424400 | 3.97 | 3.96 | 3.95 | 3.99 | 3.96 | 3.95 | 0.04 | 0.00 | 0.00 | ±0.3 |
| 3070200 | 3.93 | 3.93 | 3.92 | 3.95 | 3.92 | 3.92 | 0.04 | −0.02 | 0.00 | ±0.3 |
| 3888000 | 3.88 | 3.87 | 3.86 | 3.89 | 3.86 | 3.87 | 0.02 | −0.02 | 0.02 | ±0.3 |
| 4000000 | 3.86 | 3.86 | 3.85 | 3.88 | 3.86 | 3.85 | 0.04 | 0.00 | 0.00 | ±0.3 |
| 4923800 | 3.79 | 3.78 | 3.78 | 3.81 | 3.79 | 3.79 | 0.05 | 0.02 | 0.02 | ±0.3 |
| 6235400 | 3.67 | 3.67 | 3.67 | 3.69 | 3.67 | 3.67 | 0.05 | 0.00 | 0.00 | ±0.3 |
| 7896400 | 3.54 | 3.53 | 3.53 | 3.55 | 3.53 | 3.53 | 0.02 | 0.00 | 0.00 | ±0.3 |
| 10000000 | 3.38 | 3.38 | 3.38 | 3.40 | 3.37 | 3.39 | 0.05 | −0.03 | 0.03 | ±0.3 |

SPEAG H-field frequency response tolerance criteria[1]:
±0.3dB for applied H-fields at calibration points from 3kHz to 10MHz

[1] Calibration uncertainty not taken into account (shared risk 50%).

## Frequency Response, H-field, Channel 7

| f (Hz) | H-field (A/m) Applied | | | H-field (A/m) Reading | | | Difference (dB) | | | Tolerance (dB) |
|---|---|---|---|---|---|---|---|---|---|---|
| | x | y | z | x | y | z | x | y | z | |
| 3000 | 3.29 | 3.28 | 3.29 | 3.29 | 3.29 | 3.29 | 0.00 | 0.03 | 0.00 | ±0.3 |
| 3200 | 3.30 | 3.29 | 3.29 | 3.31 | 3.29 | 3.29 | 0.03 | 0.00 | 0.00 | ±0.3 |
| 4000 | 3.29 | 3.29 | 3.29 | 3.30 | 3.29 | 3.29 | 0.03 | 0.00 | 0.00 | ±0.3 |
| 5200 | 3.27 | 3.26 | 3.26 | 3.26 | 3.26 | 3.24 | −0.03 | 0.00 | −0.05 | ±0.3 |
| 6600 | 3.23 | 3.22 | 3.23 | 3.24 | 3.23 | 3.24 | 0.03 | 0.03 | 0.03 | ±0.3 |
| 8200 | 3.19 | 3.19 | 3.19 | 3.22 | 3.19 | 3.20 | 0.08 | 0.00 | 0.03 | ±0.3 |
| 9000 | 3.17 | 3.17 | 3.17 | 3.17 | 3.17 | 3.17 | 0.00 | 0.00 | 0.00 | ±0.3 |
| 10600 | 4.40 | 4.31 | 4.30 | 4.42 | 4.32 | 4.29 | 0.04 | 0.02 | −0.02 | ±0.3 |
| 13400 | 4.43 | 4.34 | 4.33 | 4.43 | 4.36 | 4.33 | 0.00 | 0.04 | 0.00 | ±0.3 |
| 17000 | 4.43 | 4.38 | 4.37 | 4.45 | 4.40 | 4.37 | 0.04 | 0.04 | 0.00 | ±0.3 |
| 21400 | 4.46 | 4.38 | 4.38 | 4.47 | 4.41 | 4.38 | 0.02 | 0.06 | 0.00 | ±0.3 |
| 27200 | 4.45 | 4.40 | 4.39 | 4.47 | 4.41 | 4.39 | 0.04 | 0.02 | 0.00 | ±0.3 |
| 34400 | 4.45 | 4.42 | 4.41 | 4.47 | 4.43 | 4.41 | 0.04 | 0.02 | 0.00 | ±0.3 |
| 40000 | 4.45 | 4.42 | 4.40 | 4.45 | 4.42 | 4.41 | 0.00 | 0.00 | 0.02 | ±0.3 |
| 43600 | 4.45 | 4.42 | 4.40 | 4.44 | 4.42 | 4.41 | −0.02 | 0.00 | 0.02 | ±0.3 |
| 55400 | 4.43 | 4.37 | 4.39 | 4.44 | 4.41 | 4.38 | 0.02 | 0.08 | −0.02 | ±0.3 |
| 70000 | 4.42 | 4.39 | 4.38 | 4.43 | 4.41 | 4.39 | 0.02 | 0.04 | 0.02 | ±0.3 |
| 88800 | 4.41 | 4.38 | 4.37 | 4.42 | 4.39 | 4.38 | 0.02 | 0.02 | 0.02 | ±0.3 |
| 112400 | 4.39 | 4.37 | 4.35 | 4.41 | 4.37 | 4.36 | 0.04 | 0.00 | 0.02 | ±0.3 |
| 142400 | 4.37 | 4.35 | 4.33 | 4.38 | 4.36 | 4.34 | 0.02 | 0.02 | 0.02 | ±0.3 |
| 161750 | 4.36 | 4.33 | 4.32 | 4.37 | 4.34 | 4.33 | 0.02 | 0.02 | 0.02 | ±0.3 |
| 180400 | 4.34 | 4.32 | 4.31 | 4.34 | 4.33 | 4.32 | 0.00 | 0.02 | 0.02 | ±0.3 |
| 228400 | 4.31 | 4.28 | 4.27 | 4.33 | 4.29 | 4.28 | 0.04 | 0.02 | 0.02 | ±0.3 |
| 289400 | 4.27 | 4.25 | 4.23 | 4.28 | 4.25 | 4.24 | 0.02 | 0.00 | 0.02 | ±0.3 |
| 366400 | 4.22 | 4.20 | 4.18 | 4.23 | 4.21 | 4.19 | 0.02 | 0.02 | 0.02 | ±0.3 |
| 400000 | 4.20 | 4.18 | 4.17 | 4.21 | 4.19 | 4.17 | 0.02 | 0.02 | 0.00 | ±0.3 |
| 464000 | 4.18 | 4.16 | 4.15 | 4.20 | 4.16 | 4.16 | 0.04 | 0.00 | 0.02 | ±0.3 |
| 587800 | 4.12 | 4.10 | 4.09 | 4.13 | 4.11 | 4.10 | 0.02 | 0.02 | 0.02 | ±0.3 |
| 744200 | 4.07 | 4.06 | 4.04 | 4.08 | 4.05 | 4.05 | 0.02 | −0.02 | 0.02 | ±0.3 |
| 942600 | 4.05 | 4.04 | 4.03 | 4.07 | 4.05 | 4.04 | 0.04 | 0.02 | 0.02 | ±0.3 |
| 1193600 | 4.02 | 4.01 | 4.00 | 4.03 | 4.01 | 4.00 | 0.02 | 0.00 | 0.00 | ±0.3 |
| 1511600 | 4.01 | 4.00 | 3.99 | 4.02 | 4.00 | 3.99 | 0.02 | 0.00 | 0.00 | ±0.3 |
| 1914400 | 3.99 | 3.98 | 3.97 | 4.01 | 3.98 | 3.97 | 0.04 | 0.00 | 0.00 | ±0.3 |
| 2424400 | 3.97 | 3.96 | 3.95 | 3.98 | 3.97 | 3.95 | 0.02 | 0.02 | 0.00 | ±0.3 |
| 3070200 | 3.93 | 3.93 | 3.92 | 3.95 | 3.93 | 3.92 | 0.04 | 0.00 | 0.00 | ±0.3 |
| 3888000 | 3.89 | 3.87 | 3.86 | 3.89 | 3.87 | 3.87 | 0.02 | 0.00 | 0.02 | ±0.3 |
| 4000000 | 3.86 | 3.86 | 3.85 | 3.88 | 3.86 | 3.85 | 0.04 | 0.00 | 0.00 | ±0.3 |
| 4923800 | 3.79 | 3.78 | 3.78 | 3.80 | 3.79 | 3.78 | 0.02 | 0.02 | 0.00 | ±0.3 |
| 6235400 | 3.67 | 3.67 | 3.67 | 3.68 | 3.67 | 3.67 | 0.02 | 0.00 | 0.00 | ±0.3 |
| 7896400 | 3.54 | 3.53 | 3.53 | 3.56 | 3.54 | 3.54 | 0.05 | 0.02 | 0.02 | ±0.3 |
| 10000000 | 3.38 | 3.38 | 3.38 | 3.39 | 3.38 | 3.39 | 0.03 | 0.00 | 0.03 | ±0.3 |

SPEAG H-field frequency response tolerance criteria[1]:
±0.3 dB for applied H-fields at calibration points from 3 kHz to 10 MHz

[1] Calibration uncertainty not taken into account (shared risk 50%).

## Frequency Response, E-field, Channel 0

| f(Hz) | E-field (V/m) Applied | | | E-field (V/m) Reading | | | Difference (dB) | | | Tolerance (dB) |
|---|---|---|---|---|---|---|---|---|---|---|
| | x | y | z | x | y | z | x | y | z | |
| 3000 | 84.6 | 84.6 | 88.0 | 84.7 | 84.7 | 87.9 | 0.01 | 0.01 | −0.01 | ±0.3 |
| 3200 | 86.2 | 86.2 | 80.3 | 86.2 | 86.7 | 80.4 | 0.00 | 0.05 | 0.01 | ±0.3 |
| 4000 | 83.9 | 83.9 | 88.0 | 84.0 | 84.0 | 88.0 | 0.01 | 0.01 | 0.00 | ±0.3 |
| 5200 | 81.8 | 81.8 | 85.0 | 81.7 | 82.5 | 84.8 | −0.01 | 0.07 | −0.02 | ±0.3 |
| 6600 | 81.9 | 81.9 | 82.1 | 82.0 | 81.9 | 82.3 | 0.01 | 0.00 | 0.02 | ±0.3 |
| 8200 | 78.0 | 78.0 | 82.1 | 78.2 | 78.3 | 82.2 | 0.02 | 0.03 | 0.01 | ±0.3 |
| 9000 | 83.4 | 83.4 | 83.5 | 83.5 | 83.5 | 83.5 | 0.01 | 0.01 | 0.00 | ±0.3 |
| 10600 | 82.6 | 82.6 | 81.7 | 82.7 | 82.9 | 81.9 | 0.01 | 0.03 | 0.02 | ±0.3 |
| 13400 | 85.7 | 85.7 | 79.6 | 85.9 | 85.8 | 79.7 | 0.02 | 0.01 | 0.01 | ±0.3 |
| 17000 | 84.9 | 84.9 | 78.2 | 84.9 | 85.0 | 78.2 | 0.00 | 0.01 | 0.00 | ±0.3 |
| 21400 | 83.1 | 83.1 | 82.6 | 83.2 | 83.3 | 82.6 | 0.01 | 0.02 | 0.00 | ±0.3 |
| 27200 | 83.9 | 83.9 | 80.4 | 84.0 | 84.1 | 80.4 | 0.01 | 0.02 | 0.00 | ±0.3 |
| 34400 | 82.5 | 82.5 | 79.4 | 82.5 | 82.6 | 79.5 | 0.00 | 0.01 | 0.01 | ±0.3 |
| 40000 | 83.2 | 83.2 | 82.1 | 83.2 | 83.2 | 82.2 | 0.00 | 0.00 | 0.01 | ±0.3 |
| 43600 | 82.5 | 82.5 | 81.3 | 82.5 | 82.5 | 81.3 | 0.00 | 0.00 | 0.00 | ±0.3 |
| 55400 | 82.3 | 82.3 | 81.3 | 82.4 | 82.3 | 81.3 | 0.01 | 0.00 | 0.00 | ±0.3 |
| 70000 | 83.1 | 83.1 | 81.4 | 83.1 | 83.2 | 81.4 | 0.00 | 0.01 | 0.00 | ±0.3 |
| 88800 | 82.2 | 82.2 | 82.1 | 82.3 | 82.2 | 82.1 | 0.01 | 0.00 | 0.00 | ±0.3 |
| 112400 | 82.6 | 82.6 | 81.7 | 82.7 | 82.7 | 81.7 | 0.01 | 0.01 | 0.00 | ±0.3 |
| 142400 | 82.6 | 82.6 | 82.1 | 82.7 | 82.7 | 82.1 | 0.01 | 0.01 | 0.00 | ±0.3 |
| 161750 | 82.7 | 82.7 | 82.1 | 82.7 | 82.7 | 82.1 | 0.00 | 0.00 | 0.00 | ±0.3 |
| 180400 | 83.0 | 83.0 | 82.1 | 83.0 | 83.1 | 82.1 | 0.00 | 0.01 | 0.00 | ±0.3 |
| 228400 | 83.1 | 83.1 | 82.2 | 83.1 | 83.2 | 82.2 | 0.00 | 0.01 | 0.00 | ±0.3 |
| 289400 | 83.3 | 83.3 | 82.6 | 83.4 | 83.4 | 82.7 | 0.01 | 0.01 | 0.01 | ±0.3 |
| 366400 | 83.5 | 83.5 | 82.7 | 83.5 | 83.5 | 82.7 | 0.00 | 0.00 | 0.00 | ±0.3 |
| 400000 | 83.8 | 83.8 | 82.7 | 83.8 | 83.8 | 82.8 | 0.00 | 0.00 | 0.01 | ±0.3 |
| 464000 | 84.0 | 84.0 | 83.0 | 84.1 | 84.1 | 83.0 | 0.01 | 0.01 | 0.00 | ±0.3 |
| 587800 | 84.0 | 84.0 | 83.0 | 84.1 | 84.1 | 83.0 | 0.01 | 0.01 | 0.00 | ±0.3 |
| 744200 | 84.1 | 84.1 | 83.0 | 84.1 | 84.1 | 83.0 | 0.00 | 0.00 | 0.00 | ±0.3 |
| 942600 | 84.1 | 84.1 | 83.1 | 84.1 | 84.1 | 83.2 | 0.00 | 0.00 | 0.01 | ±0.3 |
| 1193600 | 83.8 | 83.8 | 82.7 | 83.9 | 83.9 | 82.7 | 0.01 | 0.01 | 0.00 | ±0.3 |
| 1511600 | 83.3 | 83.3 | 82.3 | 83.4 | 83.4 | 82.3 | 0.01 | 0.01 | 0.00 | ±0.3 |
| 1914400 | 82.9 | 82.9 | 82.0 | 83.0 | 83.0 | 82.0 | 0.01 | 0.01 | 0.00 | ±0.3 |
| 2424400 | 82.6 | 82.6 | 81.8 | 82.6 | 82.6 | 81.8 | 0.00 | 0.00 | 0.00 | ±0.3 |
| 3070200 | 82.5 | 82.5 | 81.5 | 82.5 | 82.5 | 81.5 | 0.00 | 0.00 | 0.00 | ±0.3 |
| 3888000 | 82.6 | 82.6 | 81.8 | 82.7 | 82.7 | 81.8 | 0.01 | 0.01 | 0.00 | ±0.3 |
| 4000000 | 82.4 | 82.4 | 81.7 | 82.5 | 82.5 | 81.7 | 0.01 | 0.01 | 0.00 | ±0.3 |
| 4923800 | 83.0 | 83.0 | 82.5 | 83.1 | 83.1 | 82.5 | 0.01 | 0.01 | 0.00 | ±0.3 |
| 6235400 | 85.7 | 85.7 | 85.0 | 85.7 | 85.7 | 85.0 | 0.00 | 0.00 | 0.00 | ±0.3 |
| 7896400 | 88.5 | 88.5 | 88.0 | 88.5 | 88.5 | 88.0 | 0.00 | 0.00 | 0.00 | ±0.3 |
| 10000000 | 96.8 | 96.8 | 96.2 | 96.8 | 96.8 | 96.2 | 0.00 | 0.00 | 0.00 | ±0.3 |

SPEAG E-field frequency response tolerance criteria[1]:
±0.3dB for applied E-fields at calibration points from 3kHz to 10MHz

[1]Calibration uncertainty not taken into account (shared risk 50%).

## Isotropy H-Field

**H-Field Receiving Pattern ($\phi$), $\theta = 0°$**



**H-Field Receiving Pattern ($\phi$), $\theta = 90°$**

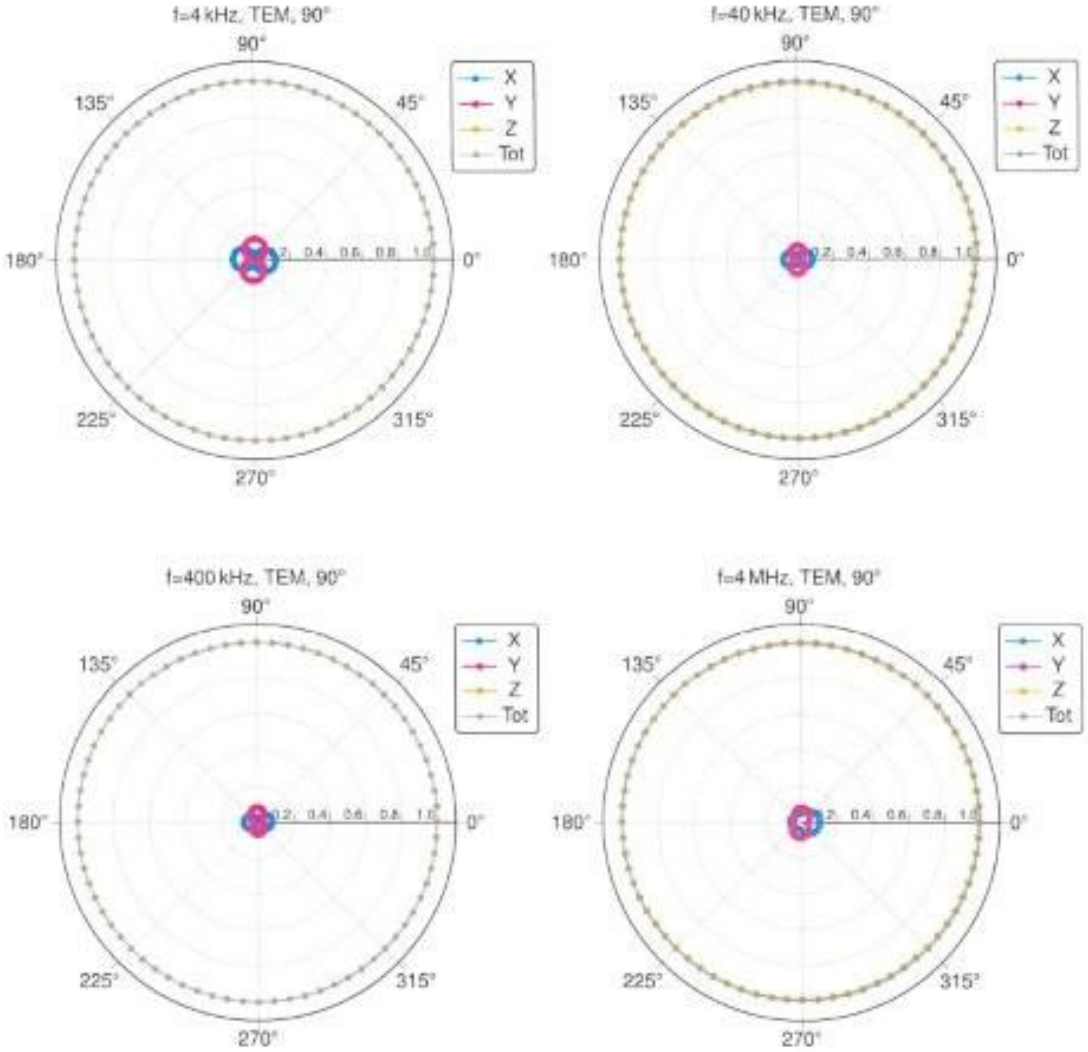

**H-Field Receiving Pattern ($\phi$), $\theta = 0°$**

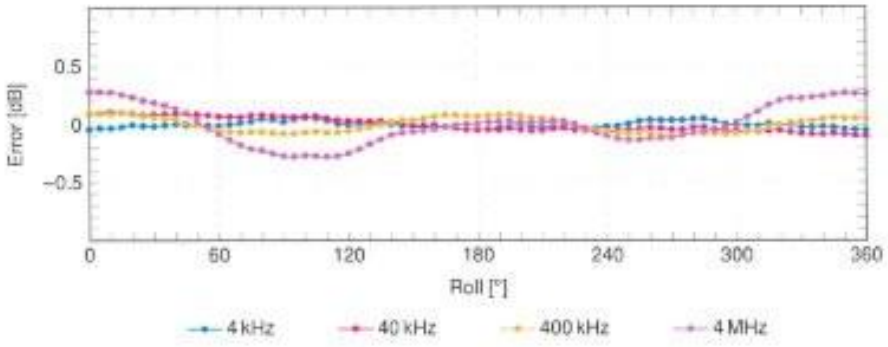


**H-Field Receiving Pattern ($\phi$), $\theta = 90°$**

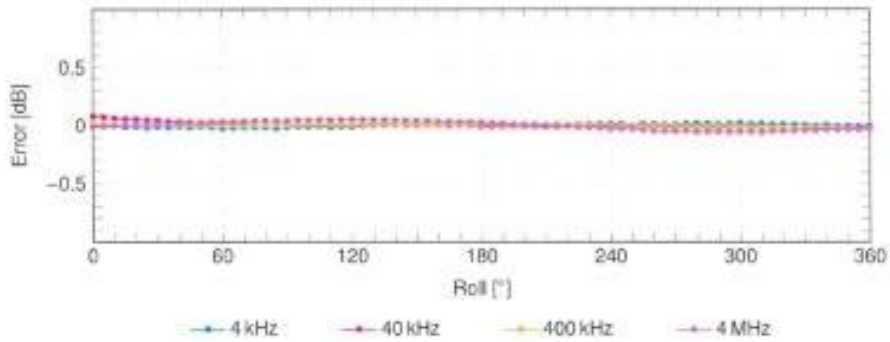


SPEAG axial deviation from the ideal response tolerance for H-field: ±0.6dB

## Isotropy E-Field

**E-Field Receiving Pattern ($\phi$), $\theta = 0°$**

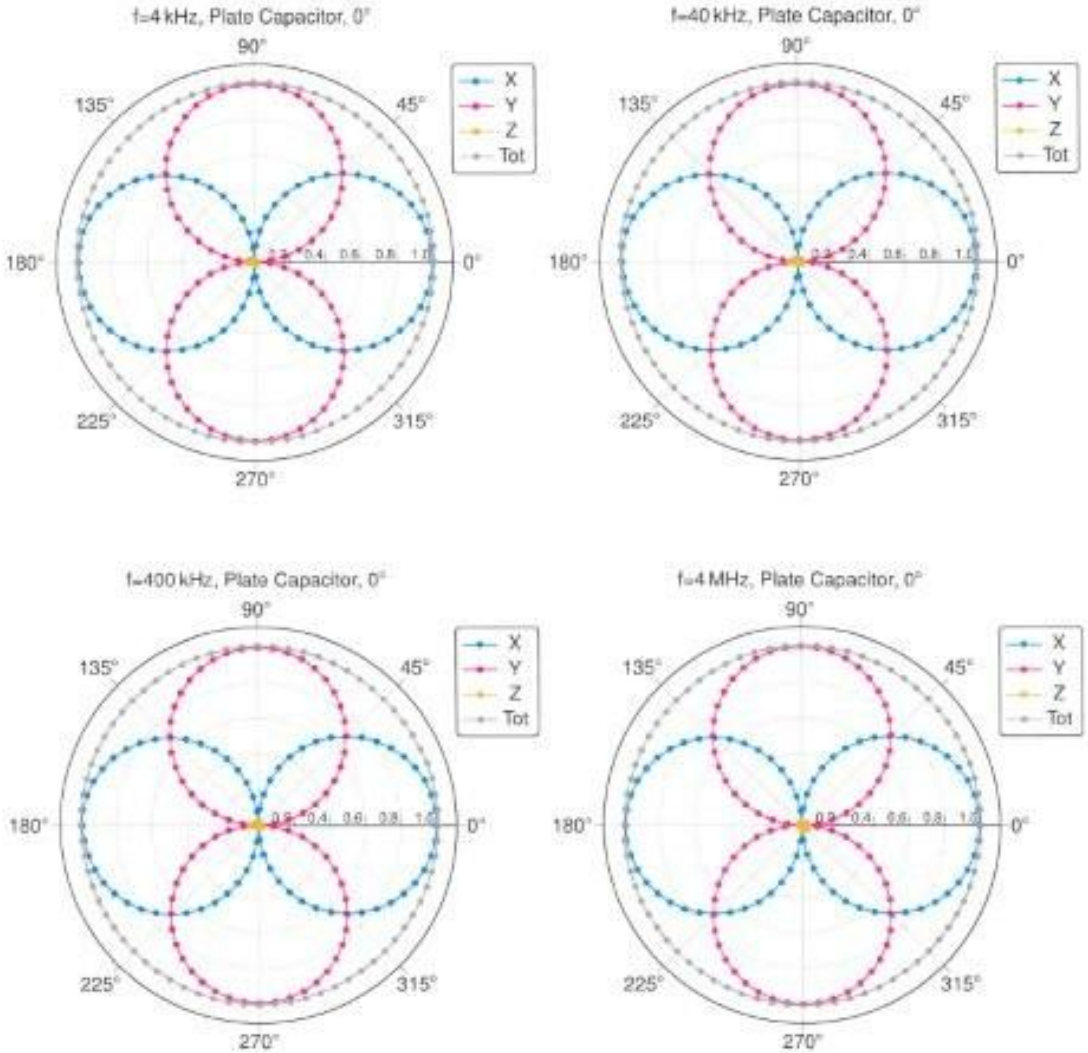

**E-Field Receiving Pattern ($\phi$), $\theta = 90°$**

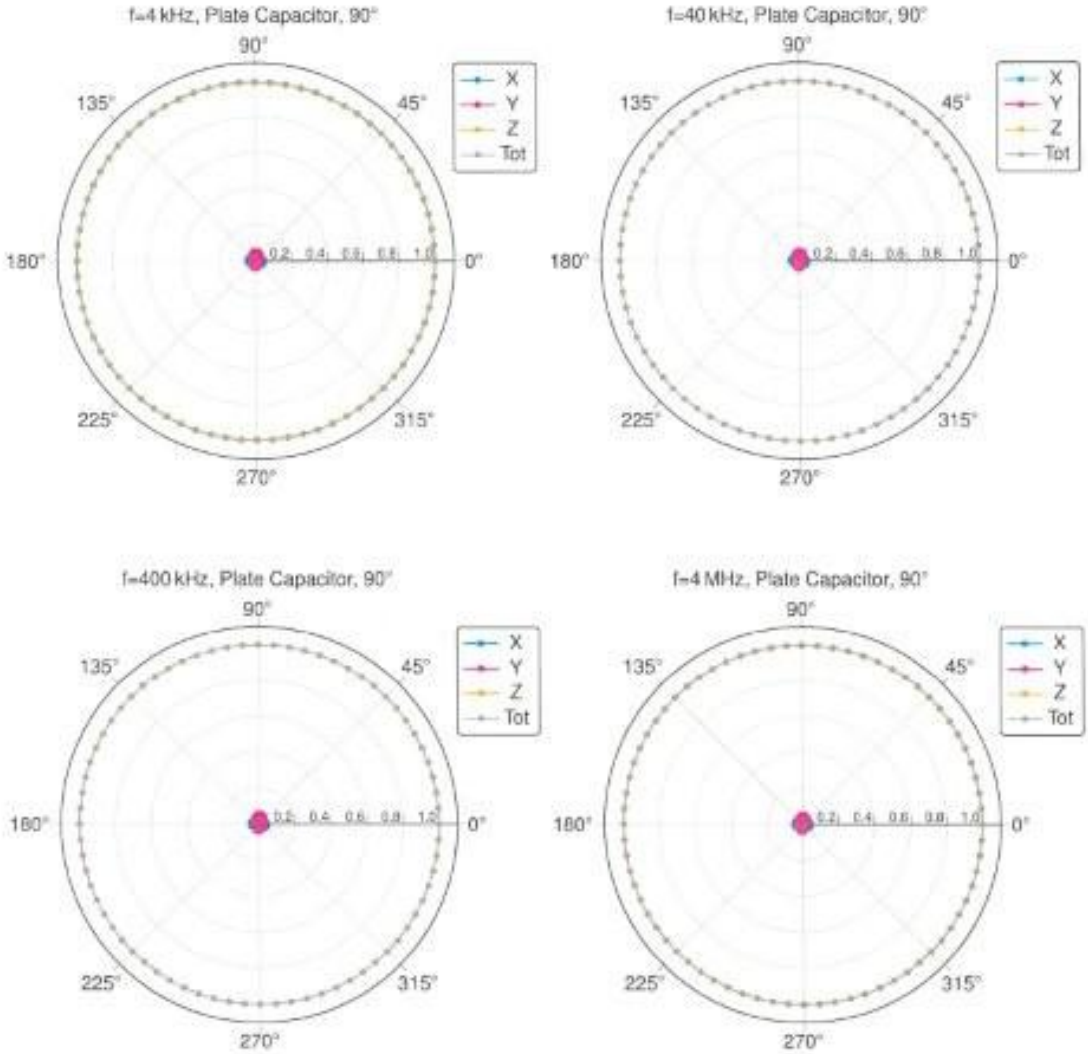

**E-Field Receiving Pattern ($\phi$), $\theta = 0°$**

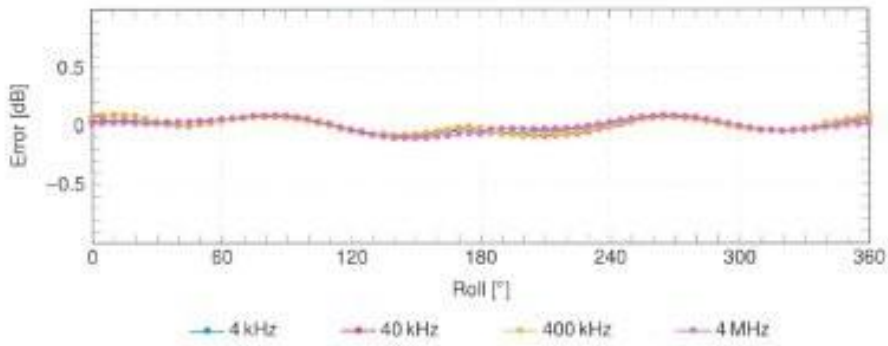


**E-Field Receiving Pattern ($\phi$), $\theta = 90°$**

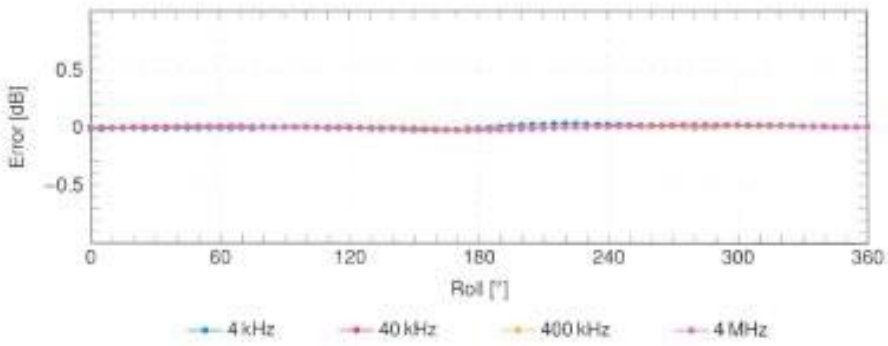


SPEAG axial deviation from the ideal response tolerance for E-field: ±0.8 dB

**Calibration Laboratory of**
Schmid & Partner
Engineering AG
Zeughausstrasse 43, 8004 Zurich, Switzerland

S Schweizerischer Kalibrierdienst
C Service suisse d'étalonnage
S Servizio svizzero di taratura
Swiss Calibration Service

Accredited by the Swiss Accreditation Service (SAS)
The Swiss Accreditation Service is one of the signatories to the EA Multilateral Agreement for the recognition of calibration certificates

Accreditation No.: **SCS 0108**

Client: **Cetecom Advanced**
Saarbrücken, Germany

Certificate No.: **V-Coil50/400-1021_Nov25**

# CALIBRATION CERTIFICATE

| | |
|---|---|
| Object | V-Coil50/400/V2 - SN: 1021 |
| Calibration procedure(s) | QA CAL-47.v14<br>Calibration Procedure for WPT Verification & Validation Sources |
| Calibration date | November 11, 2025 |

This calibration certificate documents the traceability to national standards, which realize the physical units of measurements (SI). The measurements and the uncertainties with confidence probability are given on the following pages and are part of the certificate.

All calibrations have been conducted in the closed laboratory facility: environment temperature (22 ± 3)°C and humidity < 75%.

Calibration Equipment used (M&TE critical for calibration)

| Primary Standards | ID # | Cal Date (Certificate No.) | Scheduled Calibration |
|---|---|---|---|
| MAGPy-8H3D+E3D/DAS | SN: 3060/3078 | 10-Nov-25 (MAGPy-8H3D-3060_Nov25) | Nov-26 |

| Secondary Standards | ID # | Check Date (in house) | Scheduled Check |
|---|---|---|---|

| | Name | Function | Signature |
|---|---|---|---|
| Calibrated by: | Krešimir Franjić | Laboratory Technician | |
| Approved by: | Sven Kühn | Technical Manager | i.A. |

Issued: November 11, 2025

This calibration certificate shall not be reproduced except in full without written approval of the laboratory.

**Calibration Laboratory of**
Schmid & Partner
Engineering AG
Zeughausstrasse 43, 8004 Zurich, Switzerland

Accredited by the Swiss Accreditation Service (SAS)
The Swiss Accreditation Service is one of the signatories to the EA Multilateral Agreement for the recognition of calibration certificates

S Schweizerischer Kalibrierdienst
C Service suisse d'étalonnage
S Servizio svizzero di taratura
Swiss Calibration Service

Accreditation No.: SCS 0108

**Glossary:**

| | |
|---|---|
| WPT | wireless power transfer |
| V&V | verification & validation |

**Calibration is Performed According to the Following Standards:**

- Internal procedure QA CAL-47 Calibration procedure for WPT verification & validation sources from 3 kHz to 10 MHz
- IEC/IEEE 63164, "Assessment methods of the human exposure to electric and magnetic fields from wireless power transfer systems – Models, instrumentation, measurement and computational methods and procedures (Frequency range 3 kHz to 30 MHz)", draft standard, 2023

**Additional Documentation:**

a) cDASY6/DASY8 Module WPT Manual

**Methods Applied and Interpretation of Parameters:**

- *Measurement Conditions:* The V&V source is switched on for at least 30 minutes.
- *Source Positioning:* The V&V source is placed in the center of the UniPV1 phantom such that the source surface is parallel to phantom surface. The probe location used for DUT teaching is the top center of the coil (marked on the source casing). The probe distance is verified using mechanical gauges placed on the source surface.
- *H-field distribution:* H-field is measured in the volume above the V&V source in a rectilinear grid with a uniform grid step of 7.33 mm.

**Calibrated Quantity**

- Spatial peak of H-field (RMS value) at *d* mm from the DUT surface (extrapolated from measurements)

The reported uncertainty of measurement is stated as the standard uncertainty of measurement multiplied by the coverage factor k=2, which for a normal distribution corresponds to a coverage probability of approximately 95%.

## Measurement Conditions

| | | |
|---|---|---|
| Software version | cDASY6 Module WPT | 3.0.0.6328 |
| | Notebook GUI | 3.0.2.6 |
| | Sim4Life | 8.0.0 |
| Scan setup | Grid dimensions | x: 125 mm, y: 125 mm, z: 36.7 mm |
| | Grid resolutions | dx, dy, dz: 7.33 mm |
| Nominal frequency | 400 kHz | |

## Calibrated Quantities

| Distance (relative to source surface) (mm) | Peak H-field (A/m) | Uncertainty (k=2) (dB) |
|---|---|---|
| 0 | 277 | 1.13 |
| 2 | 243 | 1.13 |

## Appendix (Additional assessments outside the scope of SCS 0108)

### Peak values of induced fields[1]

| Distance (relative to source surface) (mm) | Induced peak current density, 1cm² area avg. (A/m²) | Induced peak E-field (V/m) | | | peak spatial SAR (mW/kg) | |
|---|---|---|---|---|---|---|
| | | 2mm cube avg. | Local | 5mm line avg. | 1g avg. | 10g avg. |
| 0 | 2.77 | 4.38 | 4.50 | 4.50 | 7.48 | 3.69 |
| 2 | 2.34 | 3.76 | 3.87 | 3.88 | 6.41 | 2.72 |

### Voltage measurement

| Total voltage (V) | Voltages at harmonics (dBc) |
|---|---|
| 0.414 | Highest harmonic: -21.7<br>2nd highest harmonic: -31.9 |

[1] determined for a virtual half-space phantom with tissue properties ε = 55, σ = 0.75 S/m, ρ=1000 kg/m³ and a 2 mm thick phantom shell

Certificate No: V-Coil50/400-1021_Nov25 Page 4 of 5

## Measurement report

### cDASY6 Module WPT Measurement Report

**Device under test**

DUT: V-Coil50/400

Serial number: 1021

Scenario: Source Calibration

**Test info**

DASY software version: cDASY6 Module WPT 3.0.0.0309

Probe model, serial no. and configuration date: MAGPy-EHSD-E30v2, WP600038, 2025/11/10

Software version: 3.0.22, backend: 3.0.22

**Scan info**

Center location: x: -149.67 mm, y: -262.67 mm, z: 31.01 mm

Dimensions: x: 124.0 mm, y: 125.0 mm, z: 36.7 mm

Resolution: x: 7.33 mm, y: 7.33 mm, z: 7.33 mm

Completed on: 2025/11/11 11:42:04

**Measurement results**

Maximum H-field (peak) magnitude: 138.99 A/m
x: 25.03 A/m, y: 14.02 A/m, z: 133.56 A/m

Maximum H-field location relative to DUT
x: -3.63 mm, y: 3.70 mm, z: 6.50 mm

Distance to -20.0 dB boundary: 38.67 mm

Offset relative to DUT
x: 38.75 mm, y: 38.75 mm, z: 1.00 mm

**H-field magnitude [mm] at center location**

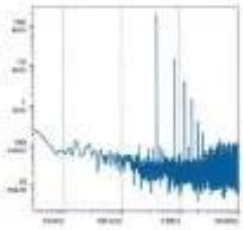

**H-field magnitude [mm] at lowest plane**

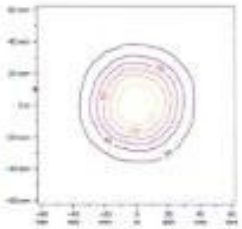

**Incident fields and induced fields in the homogeneous phantom at the peak frequency** (f1=400.00 kHz, σ=0.739 S/m, density=1000 kg/m³)

| Distance [mm] | Peak incident field [mm] $H_{inc}$ [A/m] | Peak $E_{ind}$ [V/m, mm] Cube avg | Local | Line avg | Peak $J_{ind}$ [A/m², mm] Surface avg | mSAR [mW/kg] 1g avg | 10g avg | Indicate extent 20 dB radius [mm] | Sign | Vector potential | Warnings Boundary effect |
|---|---|---|---|---|---|---|---|---|---|---|---|
| 0.00 | 277 | 4.38 | 4.52 | 4.50 | 2.77 | 7.48 | 3.69 | 38.9 | 2% | 6% | 10% |
| 1.00 | 243 | 3.76 | 3.87 | 3.98 | 2.34 | 5.41 | 2.72 | 39.1 | 2% | 6% | 21% |

**Compliance evaluation (Field values at the peak frequency)** (f=400.00 kHz)

| Distance [mm] | ICNIRP 2010/2020 RL [mm] $H_{inc}$ [A/m] | RL [mm] $E_{ind}$ [V/m] | RL [mm] mSAR [mW/kg] | ICNIRP 1998 RL [mm] $H_{inc}$ [A/m] | RR [mm] $J_{ind}$ [A/m²] | RR [mm] mSAR [mW/kg] | IEEE 2019 DRL [mm] $H_{inc}$ [A/m] | DRL [mm] $E_{ind}$ [V/m] | DRL [mm] mSAR [mW/kg] | FCC MPE [mm] $H_{inc}$ [A/m] | BR [mm] $E_{ind}$ [V/m] | BR [mm] mSAR [mW/kg] | HC Code 6 RL [mm] $H_{inc}$ [A/m] | BR [mm] $E_{ind}$ [V/m] | BR [mm] mSAR [mW/kg] |
|---|---|---|---|---|---|---|---|---|---|---|---|---|---|---|---|
| 0.00 | 277 | 4.38 | 3.69 | 277 | 2.77 | 3.69 | 277 | 4.50 | 3.69 | 277 | N/A | 7.48 | 277 | 4.50 | 7.48 |
| 1.00 | 243 | 3.76 | 2.72 | 243 | 2.34 | 2.72 | 243 | 3.98 | 2.72 | 243 | N/A | 5.41 | 243 | 3.87 | 5.41 |

**Compliance evaluation (Exposure ratios)** (ratio < 1.0)

| Distance [mm] | ICNIRP 2010/2020 RL $H_{inc}$ SB | RL $H_{inc}$ TH | RL $E_{ind}$ SB | RL $E_{ind}$ TH | RL mSAR N/A | ICNIRP 1998 RR $J_{ind}$ SB | RR $J_{ind}$ TH | RR mSAR N/A | IEEE 2019 DRL $H_{inc}$ SB | DRL $H_{inc}$ TH | DRL $E_{ind}$ SB | DRL mSAR TH | FCC MPE $H_{inc}$ N/A | BR $E_{ind}$ N/A | BR mSAR TH | HC Code 6 RL $H_{inc}$ SB | RL $H_{inc}$ TH | BR $E_{ind}$ SB | BR mSAR TH |
|---|---|---|---|---|---|---|---|---|---|---|---|---|---|---|---|---|---|---|---|
| 0.00 | 22.4 | 27.1 | -21.8 | -27.3 | 43.8 | 10.8 | -27.3 | 4.6 | 8.57 | -25.4 | -27.3 | 44.8 | N/A | -23.3 | 9.76 | 43.8 | -21.8 | -23.3 |
| 1.00 | 21.3 | 26.0 | -23.1 | -28.7 | 42.5 | 9.34 | -28.7 | 3.48 | 8.55 | -26.7 | -28.7 | 43.5 | N/A | -24.7 | 8.84 | 42.5 | -22.8 | -24.7 |

Document generated on 2025/11/11 11:44:28, simulation performed at 2025/11/11 11:42:43 using Sim4Life version 8.0.0.18020

1/1

Certificate No: V-Coil50/400-1021_Nov25 Page 5 of 5