InterLab®

Photo Report on

Test Setups

Report Reference: MDE_PARRO_1423_FCC_Photo_Setups

Test Laboratory:
7Layers AG
Borsigstrasse 11
40880 Ratingen
Germany

DAkkS
Deutsche
Akkreditierungsstelle
D-PL-12140-01-01

Note:
The following test results relate only to the devices specified in this document. This report shall not be reproduced in parts without the written approval of the test laboratory.

Photo 1: Test setup for radiated measurements (Enclosure, below 30 MHz, intentional radiator §15)



Photo 2: Test setup for radiated measurements (Enclosure, semi-anechoic chamber, 30 MHz to 1 GHz, intentional radiator §15)



Photo 3: Test setup for radiated measurements (Enclosure, fully-anechoic chamber, 1-18 (15) GHz intentional radiator §15



Photo 4: Test setup for radiated measurements (Enclosure, fully-anechoic chamber, 18-25 GHz, intentional radiator § 15.247)

Photo 5: Test setup for conducted measurements (computer peripheral setup, HDMI data transfer to the display enabled, charging mode, unintentional radiator §15)

Photo 6: Test setup for radiated measurements (computer peripheral setup, HDMI data transfer to the display enabled, unintentional radiator §15)