FCC CERTIFICATION TEST REPORT

For

FCC ID：RO6IZZOHYBRIDB

Report Reference No. ..... :	15FAB08001 21
FCC 2.948 No ..... :	923232
Date of issue ..... :	2016-03-09
Testing Laboratory ..... :	ATT Product Service Co., Ltd.
Address ..... :	No. 3, ChangLianShan Industrial Park, ChangAn Town, DongGuan City, GuangDong, China.
Applicant's name..... :	IZZO Golf
Address ..... :	1635 Commons Parkway; Macedon, New York 14502 - 9191.USA
Manufacturer..... :	IZZO Golf

Test specification:

Test item description ..... :	IZZO Hybrid
Trade Mark..... :	--
Model/Type reference ..... :	Callaway Hybrid Rangefinder
Ratings ..... :	I/P: 5Vdc from USB PC input: AC 120V/60Hz; 3.7V for Battery supply;

Responsible Engineer

Lake Hu

(Lake Hu/Engineer)

Approved by

King Wang

(King Wang/EMC Manger)

Table of Contents **Page**

1 . CERTIFICATION 3

2 . SUMMARY OF TEST RESULTS 4

2.1 Description of EUT 4

2.2 MEASUREMENT UNCERTAINTY 4

2.3DESCRIPTION OF TEST MODES AND ASSISTANT EQUIPMENT FOR TEST 5

2.4 EQUIPMENT USED DURING TESTING: 6

2.5 BLOCK DIGRAM SHOWING THE CONFIGURATION OF SYSTEM TESTED 6

3 . EMC EMISSION TEST 7

3.1 CONDUCTED EMISSION MEASUREMENT 7

3.1.1 POWER LINE CONDUCTED EMISSION 7

3.1.2 MEASUREMENT INSTRUMENTS LIST 7

3.1.3 TEST PROCEDURE 8

3.1.4 DEVIATION FROM TEST STANDARD 8

3.1.5 TEST SETUP 8

3.1.6 EUT OPERATING CONDITIONS 8

3.1.7 TEST RESULTS 9

3.2 RADIATED EMISSION MEASUREMENT 14

3.2.1 LIMITS OF RADIATED EMISSION MEASUREMENT 14

3.2.2 MEASUREMENT INSTRUMENTS LIST 15

3.2.3 TEST PROCEDURE 15

3.2.4 DEVIATION FROM TEST STANDARD 15

3.2.5 TEST SETUP 16

3.2.6 EUT OPERATING CONDITIONS 16

3.2.7 TEST RESULTS 17

4 . EUT TEST PHOTO 24

5. EUT PHOTO 26

1. CERTIFICATION

Testing Laboratory .....:	ATT Product Service Co., Ltd.
Address.....:	No. 3, ChangLianShan Industrial Park, ChangAn Town, DongGuan City, GuangDong, China.
Applicant's name .....:	IZZO Golf
Address.....:	1635 Commons Parkway; Macedon, New York 14502 - 9191.USA
Manufacturer .....:	Same as applicant
Address……:	Same as applicant
Factory……:	Macson Limited
Address……:	No.5,Jun Da Zhong Lu,DongKeng,Dongguan,Guangdong,China
Test specification:	
Test item description.....:	IZZO Hybrid
Trade Mark .....:	--
Model/Type reference .....:	Callaway Hybrid Rangefinder
Test Sample:	Callaway Hybrid Rangefinder
Ratings.....:	I/P: 5Vdc from USB PC input: AC 120V/60Hz; 3.7V for Battery supply;
Tested Power:	DC 3.7V
Standards .....:	FCC Part 15 Subpart B

The device described above was tested by ATT Product Service Co., Ltd to determine the maximum emission levels emanated from the device and severity levels of the device endure and its performance criterion. The measurement results are contained in this test report and ATT Product Service Co., Ltd assumes full responsibility for the accuracy and completeness of these measurements. This report shows the EUT is technically compliance with the Part 15 Subpart B, ANSI C63.4 official requirements. This report applies to the above sample only and shall not be reproduced in part without written approval of ATT Product Service Co., Ltd.

2. SUMMARY OF TEST RESULTS

Test procedures according to the technical standards:

EMC Emission				
Standard	Test Item	Limit	Judgment	Remark
FCC Part 15 B	Conducted Emission	Clause 15.107	PASS	
	Radiated Emission	Clause 15.109	PASS	

Remark: All tests are according to ANSI C63.4-2014.

2.1 Description of EUT

EUT* Name	:	IZZO Hybrid
Model Number	:	Callaway Hybrid Rangefinder
Trade Mark	:	--
EUT function description	:	Please reference user manual of this device
Power supply	:	I/P: 5Vdc from USB PC input: 120V/60Hz; 3.7V for Battery supply
Operation frequency	:	Receive at 1575MHz
module version	:	Module V_C
Antenna Type	:	ceramic antenna

Sample Type	:	Sole production

2.2 MEASUREMENT UNCERTAINTY

The reported uncertainty of measurement **y ± U**，where expended uncertainty **U** is based on a standard uncertainty multiplied by a coverage factor of **k=2**，providing a level of confidence of approximately **95** %.

A. Conducted Measurement :

Test Site	Method	Measurement Frequency Range	U，(dB)	NOTE
C01	ANSI	150 KHz ~ 30MHz	2.44	

B. Radiated Measurement :

Test Site	Method	Measurement Frequency Range	Ant. H / V	U，(dB)	NOTE
R03	ANSI	30MHz ~ 200MHz	V	3.42	
		30MHz ~ 200MHz	H	3.52	
		200MHz ~ 1,000MHz	V	3.52	
		200MHz ~ 1,000MHz	H	3.54	

2.3 DESCRIPTION OF TEST MODES AND ASSISTANT EQUIPMENT FOR TEST

2.3.1 DESCRIPTION OF TEST MODES

To investigate the maximum EMI emission characteristics generates from EUT, the test system was pre-scanning tested base on the consideration of following EUT operation mode or test configuration mode which possible have effect on EMI emission level. Each of these EUT operation mode(s) or test configuration mode(s) mentioned above was evaluated respectively.

Pretest Mode	Description
Mode 1	GPS
Mode 1	Data transmission

For Conducted Test	
Final Test Mode	Description
Mode 1	GPS
Mode 1	Data transmission

For Radiated Test	
Final Test Mode	Description
Mode 1	GPS
Mode 1	Data transmission

2.4 EQUIPMENT USED DURING TESTING:

Product Type*	Device	Manufacturer	Model No.	Comments
AE1	PC	Lenovo	M733A	SA13849807
AE2	Mouse	Lenovo	MOEUUO	44F0301
AE3	keyboard	Lenovo	JME7053	2C087729 1.6M shielding
AE4	Monitor	Lenovo	L1961wC	8M04771C2513094
AE5	Printer	Epson	P952B	AXQ0018586

*Note: Use abbreviations:

EUT - Equipment Under Test,

AE - Auxiliary/Associated Equipment, or

SIM - Simulator (Not Subjected to Test)

CABL – Connecting cables

Remark: All support device list above have been approved by FCC DoC.

2.5 BLOCK DIGRAM SHOWING THE CONFIGURATION OF SYSTEM TESTED

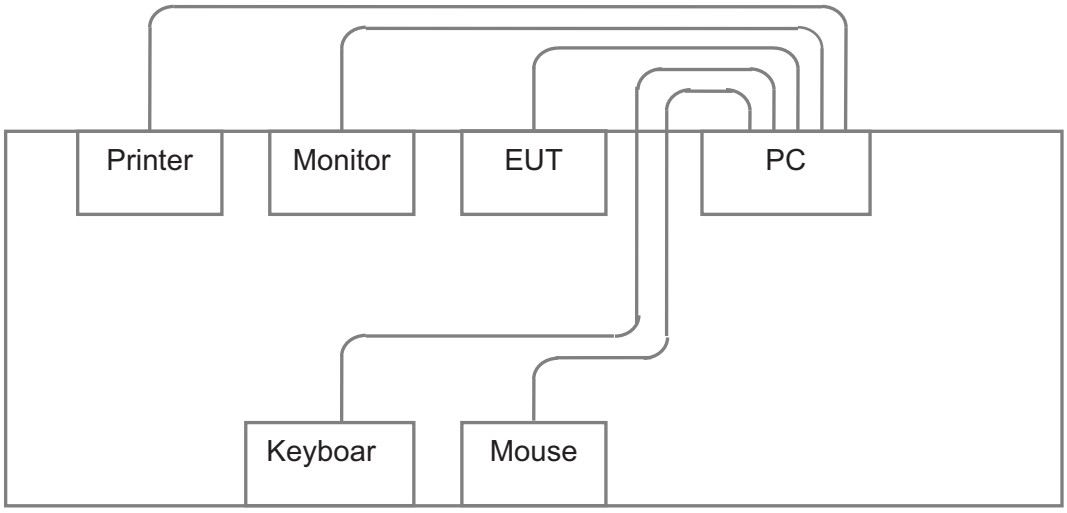

3. EMC EMISSION TEST

3.1 CONDUCTED EMISSION MEASUREMENT

3.1.1 POWER LINE CONDUCTED EMISSION (Frequency Range 150KHz-30MHz)

FREQUENCY (MHz)	Class B (dBuV)	
	Quasi-peak	Average
0.15 -0.5	66 - 56 *	56 - 46 *
0.50 -5.0	56.00	46.00
5.0 -30.0	60.00	50.00

Note:

(1) The tighter limit applies at the band edges.

(2) The limit of " * " marked band means the limitation decreases linearly with the logarithm of the frequency in the range.

3.1.2 MEASUREMENT INSTRUMENTS LIST

Item	Kind of Equipment	Manufacturer	Type No.	Serial No.	Calibrated until
1	Pulse Limiter	MTS-systemtechnik	MTS-IMP-136	261115-010-0024	12/19/2016
2	EMI Test Receiver	R&S	ESCI	101308	12/19/2016
3	LISN	AFJ	LS16	16011103219	12/19/2016
4	LISN	SCHWARZBECK	NSLK 8127	8127-432	12/19/2016

3.1.3 TEST PROCEDURE

a. The EUT was placed 0.8 meters from the horizontal reference ground plane and 0.4meters from vertical reference ground plane with EUT being connected to the power mains through a line impedance stabilization network (LISN). All other support equipments powered from additional LISN(s). The LISN provide 50 Ohm/ 50uH of coupling impedance for the measuring instrument.
b. Interconnecting cables that hang closer than 40 cm to the ground plane shall be folded back and forth in the center forming a bundle 30 to 40 cm long.
c. I/O cables that are not connected to a peripheral shall be bundled in the center. The end of the cable may be terminated, if required, using the correct terminating impedance. The overall length shall not exceed 1 m.
d. LISN at least 80 cm from nearest part of EUT chassis.
e. For the actual test configuration, please refer to the related Item –EUT Test Photos.

3.1.4 DEVIATION FROM TEST STANDARD

No deviation

3.1.5 TEST SETUP

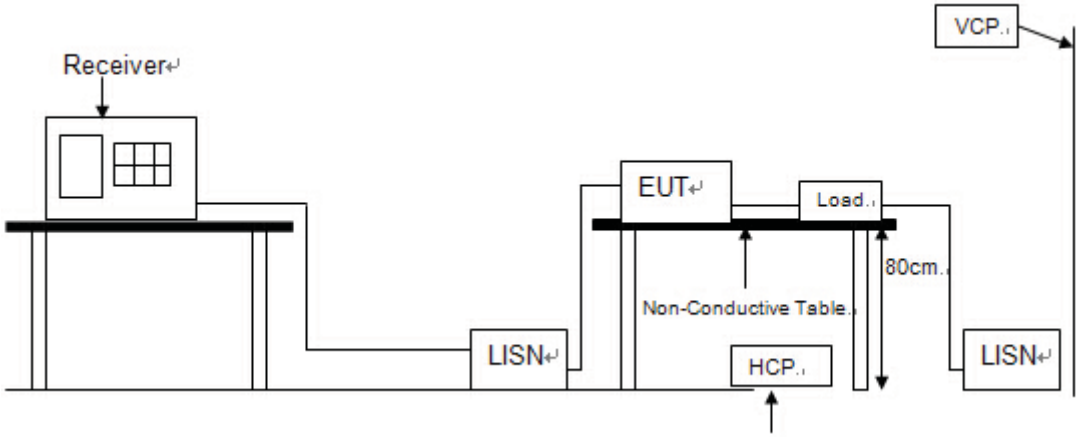

3.1.6 EUT OPERATING CONDITIONS

The EUT exercise program used during radiated and/or conducted emission measurement was designed to exercise the various system components in a manner similar to a typical use.

3.1.7 **TEST RESULTS**

EUT：	IZZO Hybrid	**Model No. ：**	Callaway Hybrid Rangefinder
Temperature：	24℃	**Relative Humidity：**	55%
Pressure：	1008 hPa	**Test Power ：**	120V/60Hz
Test Mode ：	GPS/Data transmission		

Remark

(1) Reading in which marked as QP means measurements by using are Quasi-Peak Mode with Detector BW=9KHz；SPA setting in RBW=10KHz,VBW =10KHz, Sweep. Time = 0.3 sec./MHz. Reading in which marked as AV means measurements by using are Average Mode with instrument setting in RBW=1MHz,VBW=10Hz, Sweep. Time =0.3 sec./MHz.

(2) All readings are QP Mode value unless otherwise stated AVG in column of『Note』. If the QP Mode Measured value compliance with the QP Limits and lower than AVG Limits, the EUT shall be deemed to meet both QP & AVG Limits and then only QP Mode was measured, but AVG Mode didn't perform. In this case, a " * " marked in AVG Mode column of Interference Voltage Measured.

(3) Measuring frequency range from 150KHz to 30MHz.

(4) Measurement result=Reading + Correct.

EUT:	IZZO Hybrid	Model No.:	Callaway Hybrid Rangefinder
Temperature:	24℃	Relative Humidity:	55%
Probe:	L1	Test Power:	120V/60Hz
Standard:	(CE)FCC PART 15 class B_QP	Test Result:	Pass
Test Mode:	GPS	Test By:	Sandy
Note:			

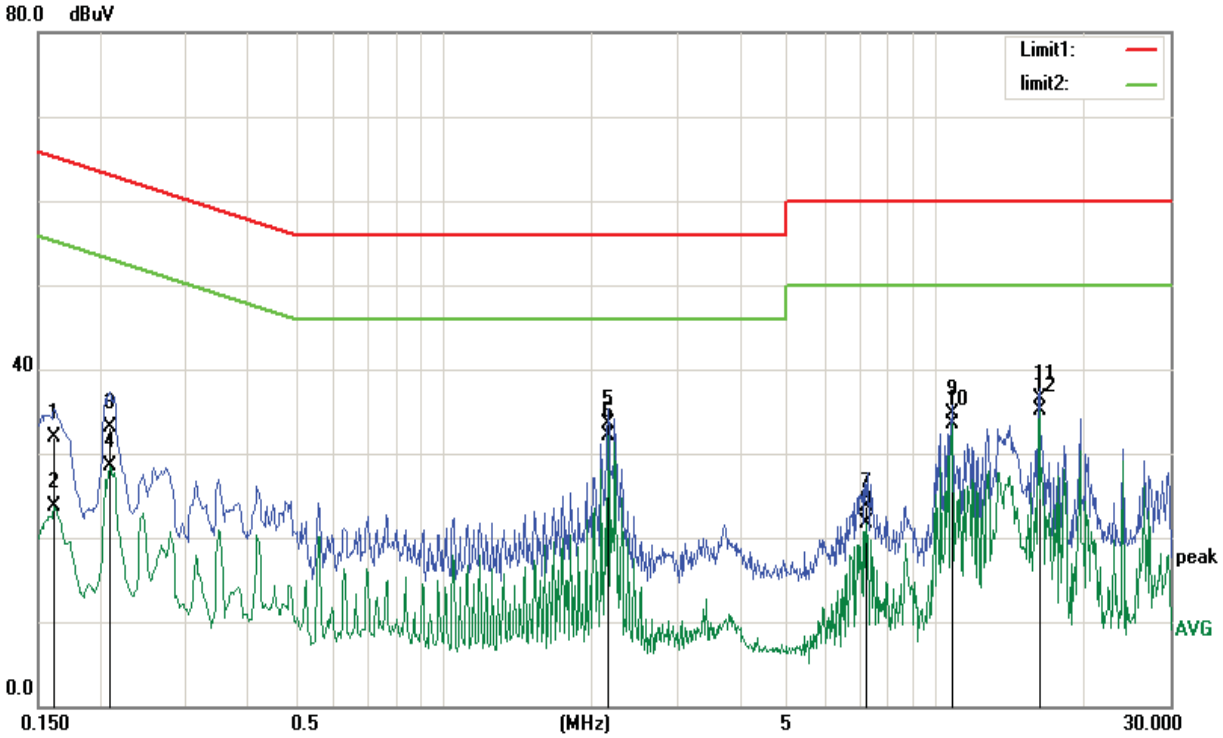

No.	Frequency (MHz)	Reading (dBuV)	Correct Factor(dB)	Result (dBuV)	Limit (dBuV)	Margin (dB)	Remark
1	0.1620	20.48	11.39	31.87	65.36	-33.49	QP
2	0.1620	12.25	11.39	23.64	55.36	-31.72	AVG
3	0.2099	22.09	11.06	33.15	63.21	-30.06	QP
4	0.2099	17.46	11.06	28.52	53.21	-24.69	AVG
5	2.1619	23.34	10.11	33.45	56.00	-22.55	QP
6	2.1619	21.92	10.11	32.03	46.00	-13.97	AVG
7	7.2499	13.57	10.12	23.69	60.00	-36.31	QP
8	7.2499	11.68	10.12	21.80	50.00	-28.20	AVG
9	10.7939	24.63	10.15	34.78	60.00	-25.22	QP
10	10.7939	23.42	10.15	33.57	50.00	-16.43	AVG
11	16.2299	26.39	10.16	36.55	60.00	-23.45	QP
12	16.2299	24.85	10.16	35.01	50.00	-14.99	AVG

EUT:	**IZZO Hybrid**	**Model No.:**	**Callaway Hybrid Rangefinder**
Temperature:	**24℃**	**Relative Humidity:**	**55%**
Probe:	**N**	**Test Power:**	120V/60Hz
Standard:	**(CE)FCC PART 15 class B_QP**	**Test Result:**	**Pass**
Test Mode:	**GPS**	**Test By:**	**Sandy**
Note:			

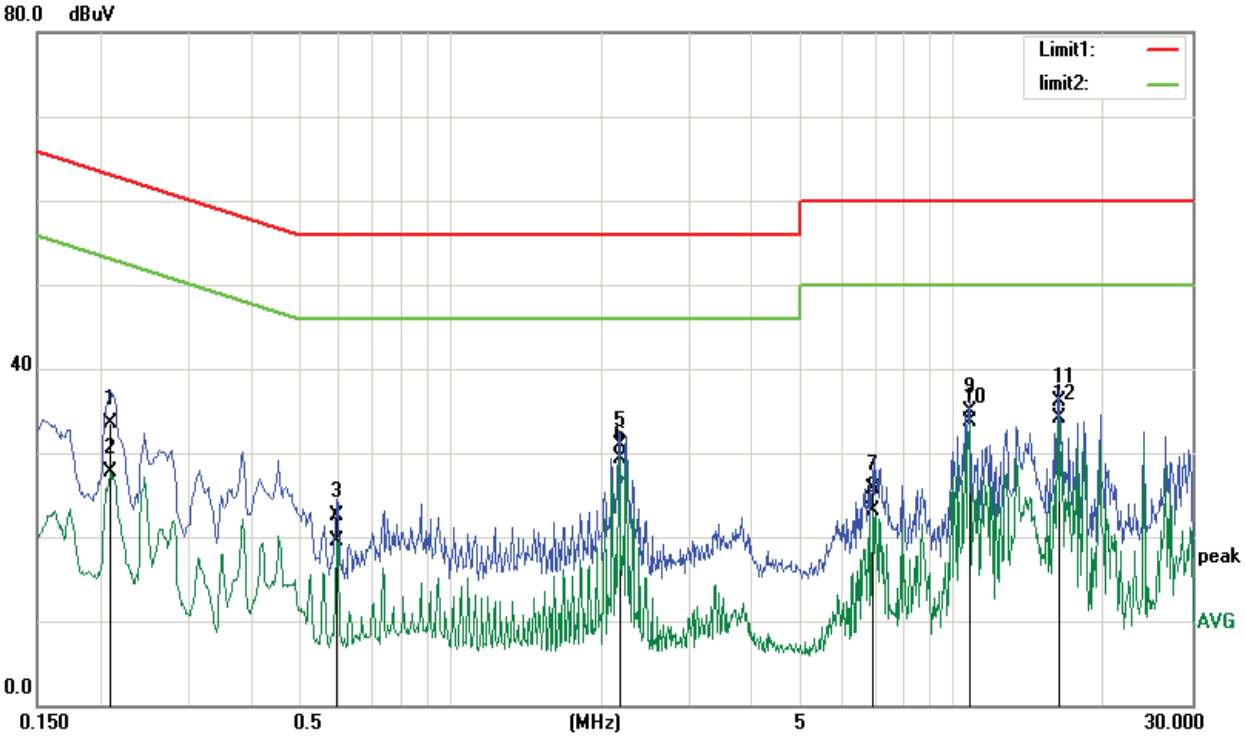

No.	Frequency (MHz)	Reading (dBuV)	Correct Factor(dB)	Result (dBuV)	Limit (dBuV)	Margin (dB)	Remark
1	0.2099	22.52	11.06	33.58	63.21	-29.63	QP
2	0.2099	16.62	11.06	27.68	53.21	-25.53	AVG
3	0.5939	12.31	10.15	22.46	56.00	-33.54	QP
4	0.5939	9.35	10.15	19.50	46.00	-26.50	AVG
5	2.1699	20.83	10.12	30.95	56.00	-25.05	QP
6	2.1699	19.16	10.12	29.28	46.00	-16.72	AVG
7	6.9218	15.64	10.12	25.76	60.00	-34.24	QP
8	6.9218	13.02	10.12	23.14	50.00	-26.86	AVG
9	10.7939	24.84	10.15	34.99	60.00	-25.01	QP
10	10.7939	23.50	10.15	33.65	50.00	-16.35	AVG
11	16.2299	25.86	10.16	36.02	60.00	-23.98	QP
12	16.2299	23.97	10.16	34.13	50.00	-15.87	AVG

EUT:	**IZZO Hybrid**	**Model No.:**	**Callaway Hybrid Rangefinder**
Temperature:	**24℃**	**Relative Humidity:**	**55%**
Probe:	**L1**	**Test Power:**	120V/60Hz
Standard:	**(CE)FCC PART 15 class B_QP**	**Test Result:**	**Pass**
Test Mode:	**Data transmission**	**Test By:**	**Sandy**
Note:			

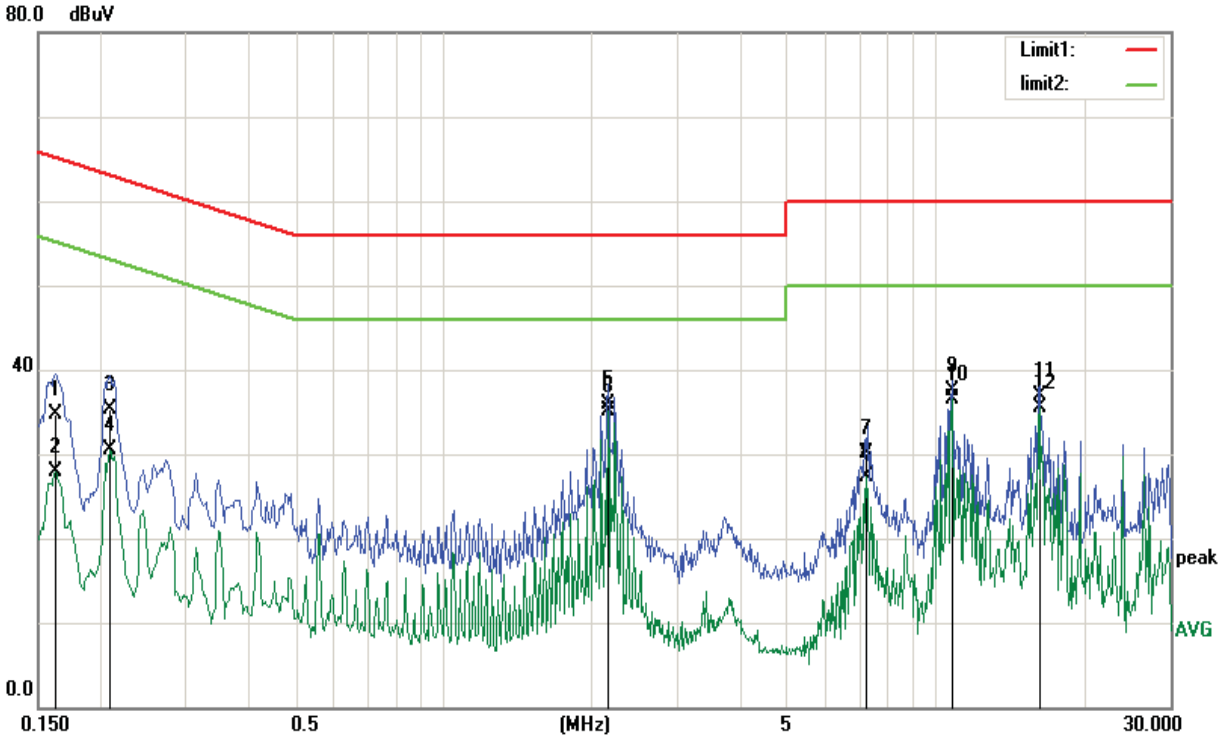

No.	Frequency (MHz)	Reading (dBuV)	Correct Factor(dB)	Result (dBuV)	Limit (dBuV)	Margin (dB)	Remark
1	0.1621	23.32	11.39	34.71	65.35	-30.64	QP
2	0.1621	16.59	11.39	27.98	55.35	-27.37	AVG
3	0.2099	24.18	11.06	35.24	63.21	-27.97	QP
4	0.2099	19.46	11.06	30.52	53.21	-22.69	AVG
5	2.1619	25.85	10.11	35.96	56.00	-20.04	QP
6	2.1619	24.92	10.11	35.03	46.00	-10.97	AVG
7	7.2499	19.96	10.12	30.08	60.00	-29.92	QP
8	7.2499	17.18	10.12	27.30	50.00	-22.70	AVG
9	10.7939	27.34	10.15	37.49	60.00	-22.51	QP
10	10.7939	26.42	10.15	36.57	50.00	-13.43	AVG
11	16.2299	26.72	10.16	36.88	60.00	-23.12	QP
12	16.2299	25.35	10.16	35.51	50.00	-14.49	AVG

EUT:	**IZZO Hybrid**	**Model No.:**	**Callaway Hybrid Rangefinder**
Temperature:	**24℃**	**Relative Humidity:**	**55%**
Probe:	**N**	**Test Power:**	120V/60Hz
Standard:	**(CE)FCC PART 15 class B_QP**	**Test Result:**	**Pass**
Test Mode:	**Data transmission**	**Test By:**	**Sandy**
Note:			

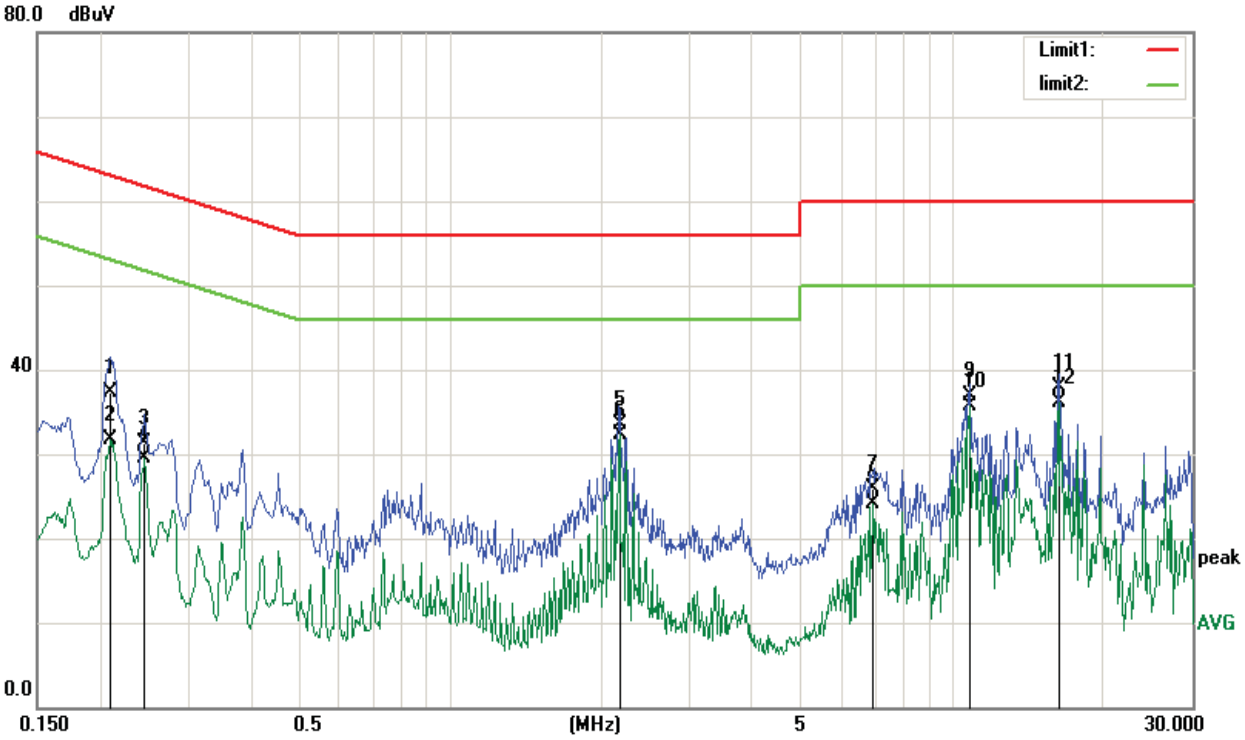

No.	Frequency (MHz)	Reading (dBuV)	Correct Factor(dB)	Result (dBuV)	Limit (dBuV)	Margin (dB)	Remark
1	0.2099	26.28	11.06	37.34	63.21	-25.87	QP
2	0.2099	20.62	11.06	31.68	53.21	-21.53	AVG
3	0.2459	20.44	10.81	31.25	61.89	-30.64	QP
4	0.2459	18.77	10.81	29.58	51.89	-22.31	AVG
5	2.1699	23.34	10.12	33.46	56.00	-22.54	QP
6	2.1699	22.16	10.12	32.28	46.00	-13.72	AVG
7	6.9218	15.85	10.12	25.97	60.00	-34.03	QP
8	6.9218	14.02	10.12	24.14	50.00	-25.86	AVG
9	10.7939	26.67	10.15	36.82	60.00	-23.18	QP
10	10.7939	25.50	10.15	35.65	50.00	-14.35	AVG
11	16.2299	27.73	10.16	37.89	60.00	-22.11	QP
12	16.2299	25.97	10.16	36.13	50.00	-13.87	AVG

3.2 RADIATED EMISSION MEASUREMENT

3.2.1 LIMITS OF RADIATED EMISSION MEASUREMENT (Below 1000MHz)

FREQUENCY RANGE OF RADIATED MEASUREMENT (For FCC)

☒FCC Class B Limit at 3m

Frequency	Distance	Field Strength	
MHz	Meter	μV/m	dBμV/m
30 to 88	3	100	40.0
88 to 216	3	150	43.5
216 to 960	3	200	46.0
Above 960	3	500	54.0

Frequency range GHz	Average limit dB(μV/m)	Peak limit dB(μV/m)
Above 1000	54	74

3.2.2 MEASUREMENT INSTRUMENTS LIST

Item	Kind of Equipment	Manufacturer	Type No.	Serial No.	Calibrated until
1	Log-Bicon Antenna	SCHWARZBECK	VULB9168	VULB9168-192	12/19/2016
2	Pre-Amplifier	HP	8447F	3113A05680	12/19/2016
3	EMI Test Receiver	R&S	ESCI	101307	12/19/2016
4	Spectrum Analyzer	Agilent	E4407B	US40240708	07/09/2016
5	Horn Antenna	Schwarzbeck	BBHA 9120D	BBHA 9120D 1065	12/19/2016
6	Pre-Amplifier	CY	EMC011830	980136	12/19/2016
7	Turn Table	UC	UC3000	N/A	N/A
8	Antenna Mast	UC	UC3000	N/A	N/A

Remark: ” N/A” denotes No Model No. / Serial No. and No Calibration specified.

3.2.3 TEST PROCEDURE

a. The measuring distance of at 3 m shall be used for measurements at frequency up to 1GHz. For frequencies above 1GHz, any suitable measuring distance may be used.
b. The EUT was placed on the top of a rotating table 0.8 meters above the ground at a 3m or 10 meter open area test site. The table was rotated 360 degrees to determine the position of the highest radiation.
c. The height of the equipment or of the substitution antenna shall be 0.8 m; the height of the test antenna shall vary between 1 m to 4 m. Both horizontal and vertical polarizations of the antenna are set to make the measurement.
d. The initial step in collecting conducted emission data is a spectrum analyzer peak detector mode pre-scanning the measurement frequency range. Significant peaks are then marked and then Quasi Peak detector mode re-measured.
e. If the Peak Mode measured value compliance with and lower than Quasi Peak Mode Limit, the EUT shall be deemed to meet QP Limits and then no additional QP Mode measurement performed.
f. For the actual test configuration, please refer to the related Item –EUT Test Photos.

3.2.4 DEVIATION FROM TEST STANDARD

No deviation

3.2.5 TEST SETUP

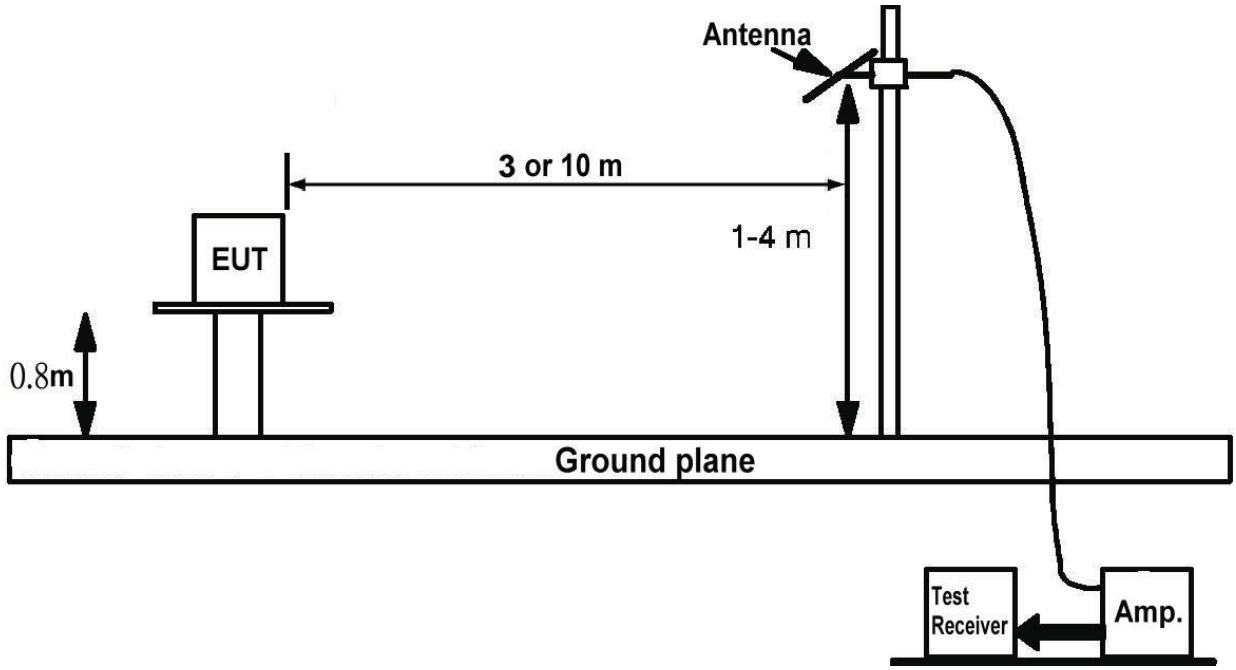

3.2.6 EUT OPERATING CONDITIONS

The EUT tested system was configured as the statements of **2.2** Unless otherwise a special operating condition is specified in the follows during the testing.

3.2.7 **TEST RESULTS**

EUT：	IZZO Hybrid	**Model No. ：**	Callaway Hybrid Rangefinder
Temperature：	24℃	**Relative Humidity：**	55%
Pressure：	1009 hPa	**Test Power ：**	3.7Vd.c
Test Mode ：	GPS/Data transmission		

Remark：

(1) Reading in which marked as QP or Peak means measurements by using are Quasi-Peak Mode or Peak Mode with Detector BW=120KHz；SPA setting in RBW=120KHz, VBW =120KHz, Sweep. Time = 0.3 sec./MHz.

(2) All readings are Peak unless otherwise stated QP in column of 『Note』. Peak denotes that the Peak reading compliance with the QP Limits and then QP Mode measurement didn't perform.

(3) Measuring frequency range from 30MHz to 1000MHz.

(4) If the peak scan value lower limit more than 20dB, then this signal data does not show in table.

(5) Measurement result=Reading + Correct.

EUT:	IZZO Hybrid	Model No.:	Callaway Hybrid Rangefinder
Temperature:	24℃	Relative Humidity:	55%
Distance:	3m	Test Power:	3.7Vd.c
Polarization:	Horizontal	Test Result:	Pass
Standard:	(RE)FCC PART 15 class B 3m	Test By:	Sandy
Test Mode:	GPS		
Note:			

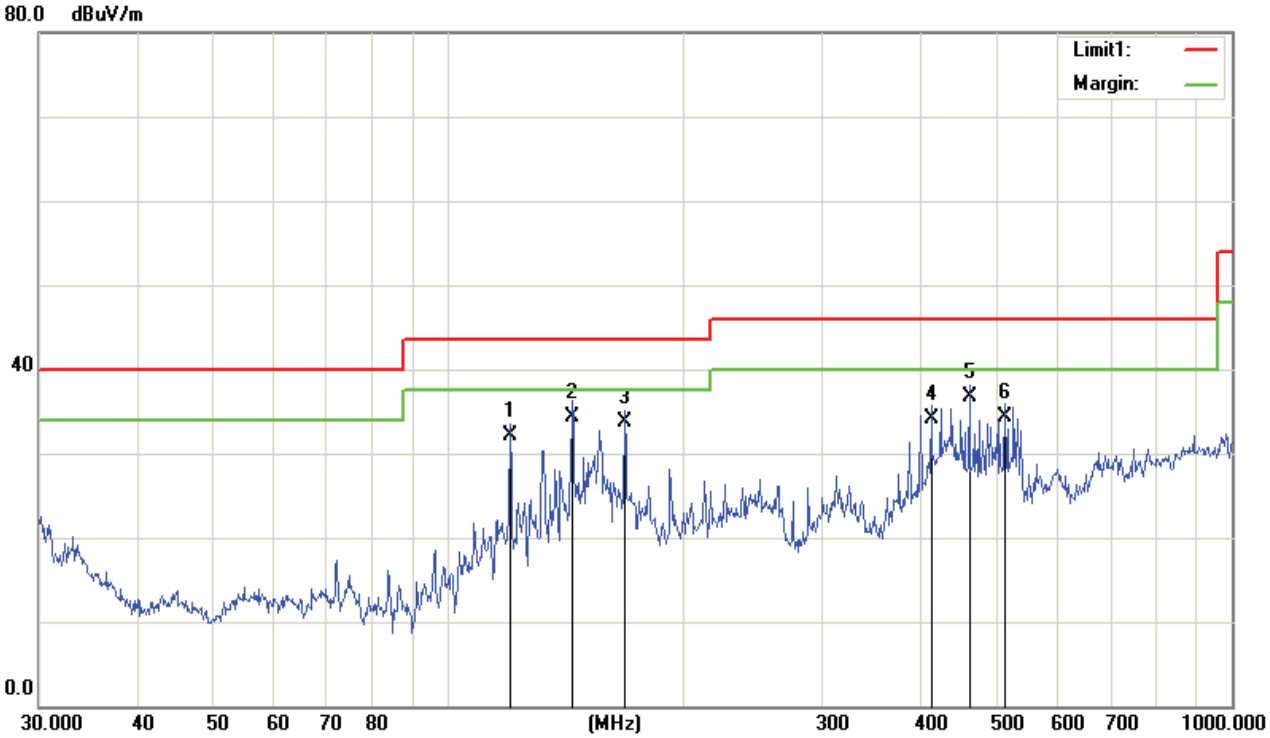

No.	Frequency (MHz)	Reading (dBuV/m)	Correct Factor(dB/m)	Result (dBuV/m)	Limit (dBuV/m)	Margin (dB)	Remark
1	119.8556	45.74	-13.70	32.04	43.50	-11.46	QP
2	143.8295	46.61	-12.33	34.28	43.50	-9.22	QP
3	167.8243	44.95	-11.26	33.69	43.50	-9.81	QP
4	413.2706	38.92	-4.87	34.05	46.00	-11.95	QP
5	462.3455	39.01	-2.28	36.73	46.00	-9.27	QP
6	513.6331	34.52	-0.31	34.21	46.00	-11.79	QP

EUT:	IZZO Hybrid	Model No.:	Callaway Hybrid Rangefinder
Temperature:	24℃	Relative Humidity:	55%
Distance:	3m	Test Power:	3.7Vd.c
Polarization:	Vertical	Test Result:	Pass
Standard:	(RE)FCC PART 15 class B 3m	Test By:	Sandy
Test Mode:	GPS		
Note:			

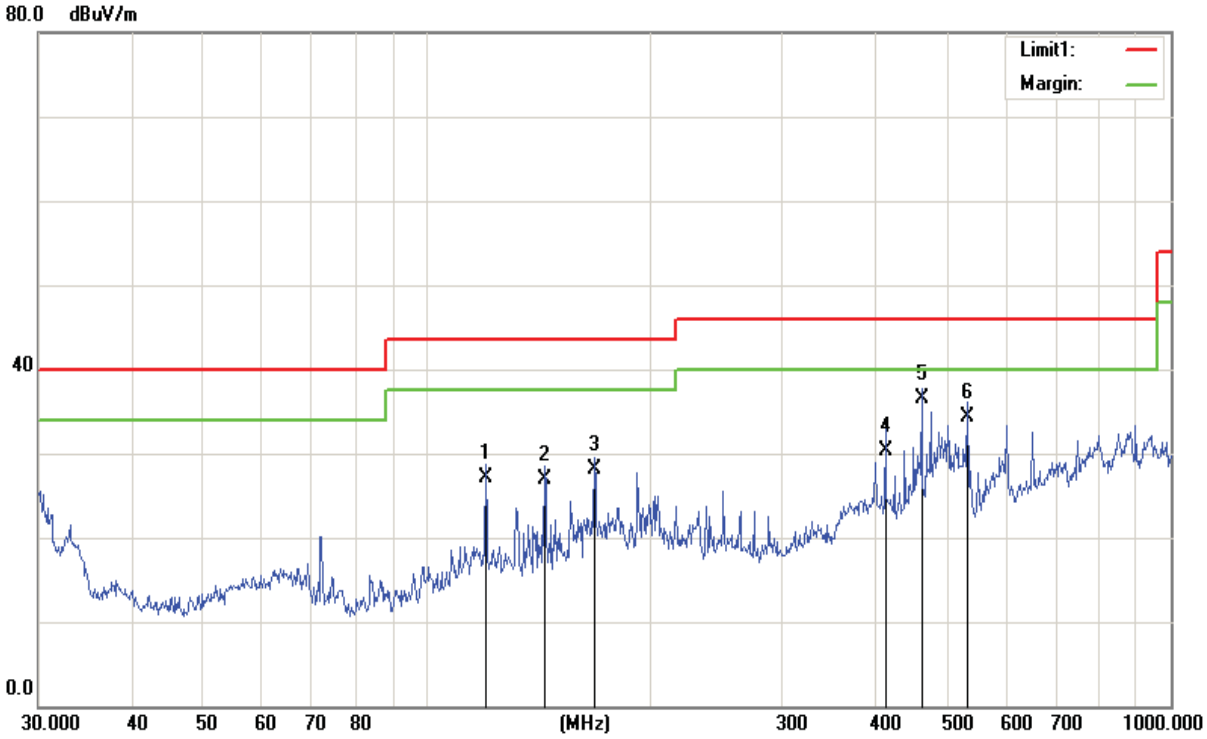

No.	Frequency (MHz)	Reading (dBuV/m)	Correct Factor(dB/m)	Result (dBuV/m)	Limit (dBuV/m)	Margin (dB)	Remark
1	119.8556	38.65	-11.64	27.01	43.50	-16.49	QP
2	143.8293	39.99	-13.10	26.89	43.50	-16.61	QP
3	167.8243	36.30	-8.26	28.04	43.50	-15.46	QP
4	413.2706	34.79	-4.57	30.22	46.00	-15.78	QP
5	462.3455	39.18	-2.69	36.49	46.00	-9.51	QP
6	533.8318	34.86	-0.60	34.26	46.00	-11.74	QP

EUT:	IZZO Hybrid	Model No.:	Callaway Hybrid Rangefinder
Temperature:	24℃	Relative Humidity:	55%
Distance:	3m	Test Power:	3.7Vd.c
Polarization:	Horizontal	Test Result:	Pass
Standard:	(RE)FCC PART 15 class B 3m	Test By:	Sandy
Test Mode:	Data transmission		
Note:			

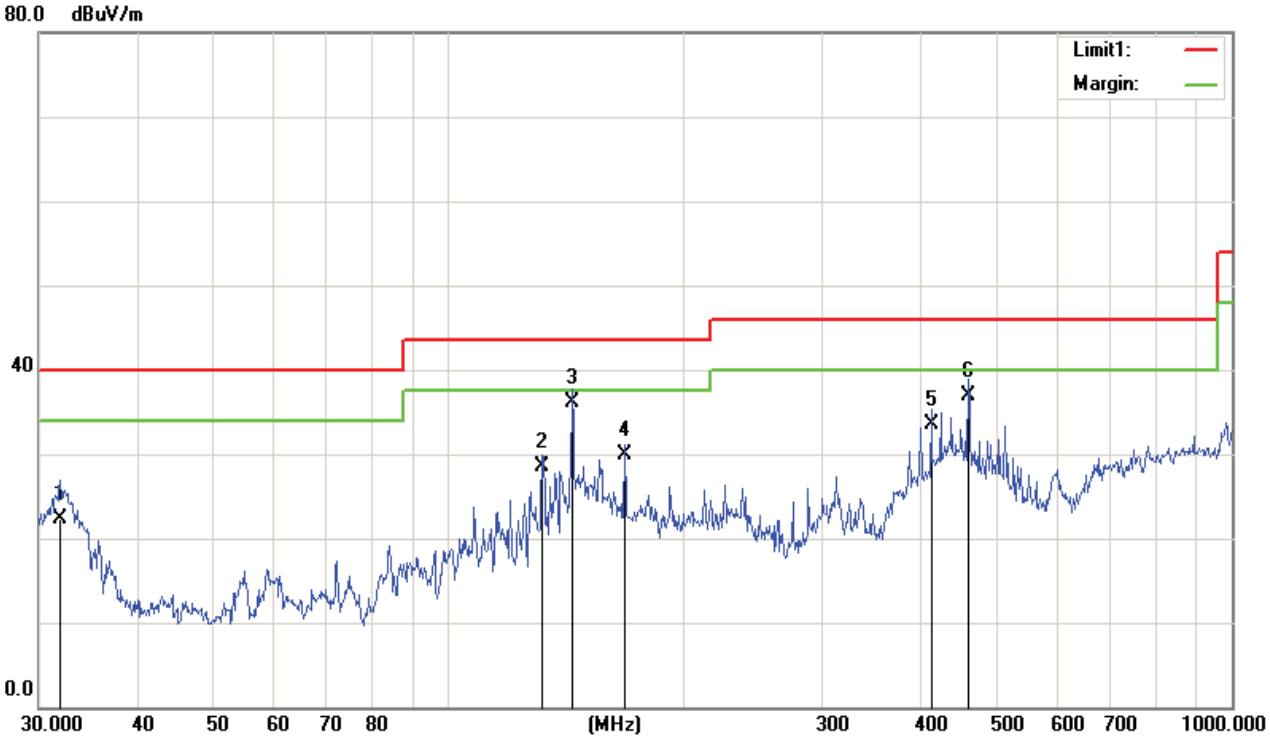

No.	Frequency (MHz)	Reading (dBuV/m)	Correct Factor(dB/m)	Result (dBuV/m)	Limit (dBuV/m)	Margin (dB)	Remark
1	31.9542	31.48	-9.15	22.33	40.00	-17.67	QP
2	131.7572	40.98	-12.51	28.47	43.50	-15.03	QP
3	143.8291	48.35	-12.33	36.02	43.50	-7.48	QP
4	167.8240	41.13	-11.26	29.87	43.50	-13.63	QP
5	413.2706	38.28	-4.87	33.41	46.00	-12.59	QP
6	460.7271	39.47	-2.65	36.82	46.00	-9.18	QP

EUT:	IZZO Hybrid	Model No.:	Callaway Hybrid Rangefinder
Temperature:	24℃	Relative Humidity:	55%
Distance:	3m	Test Power:	3.7Vd.c
Polarization:	Vertical	Test Result:	Pass
Standard:	(RE)FCC PART 15 class B 3m	Test By:	Sandy
Test Mode:	Data transmission		
Note:			

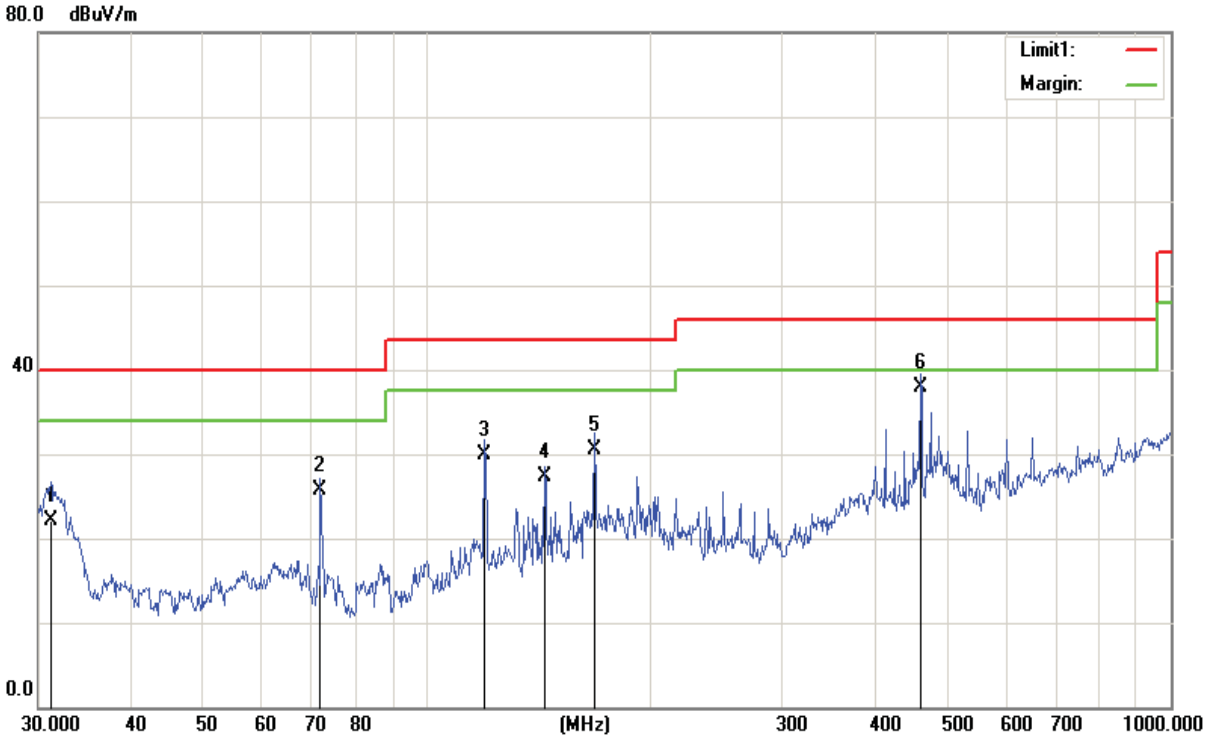

No.	Frequency (MHz)	Reading (dBuV/m)	Correct Factor(dB/m)	Result (dBuV/m)	Limit (dBuV/m)	Margin (dB)	Remark
1	31.1798	31.55	-9.42	22.13	40.00	-17.87	QP
2	71.8319	39.06	-13.37	25.69	40.00	-14.31	QP
3	119.4360	41.44	-11.60	29.84	43.50	-13.66	QP
4	143.8291	40.42	-13.10	27.32	43.50	-16.18	QP
5	167.8240	38.82	-8.26	30.56	43.50	-12.94	QP
6	460.7271	39.90	-2.09	37.81	46.00	-8.19	QP

EUT:	IZZO Hybrid	Model No.:	Callaway Hybrid Rangefinder
Temperature:	24℃	Relative Humidity:	55%
Distance:	3m	Test Power:	3.7Vd.c
Polarization:	Vertical	Test Result:	Pass
Standard:	(RE)FCC PART 15 class B 3m 1-6G PK	Test By:	Sandy
Test Mode:	Data transmission		
Note:			

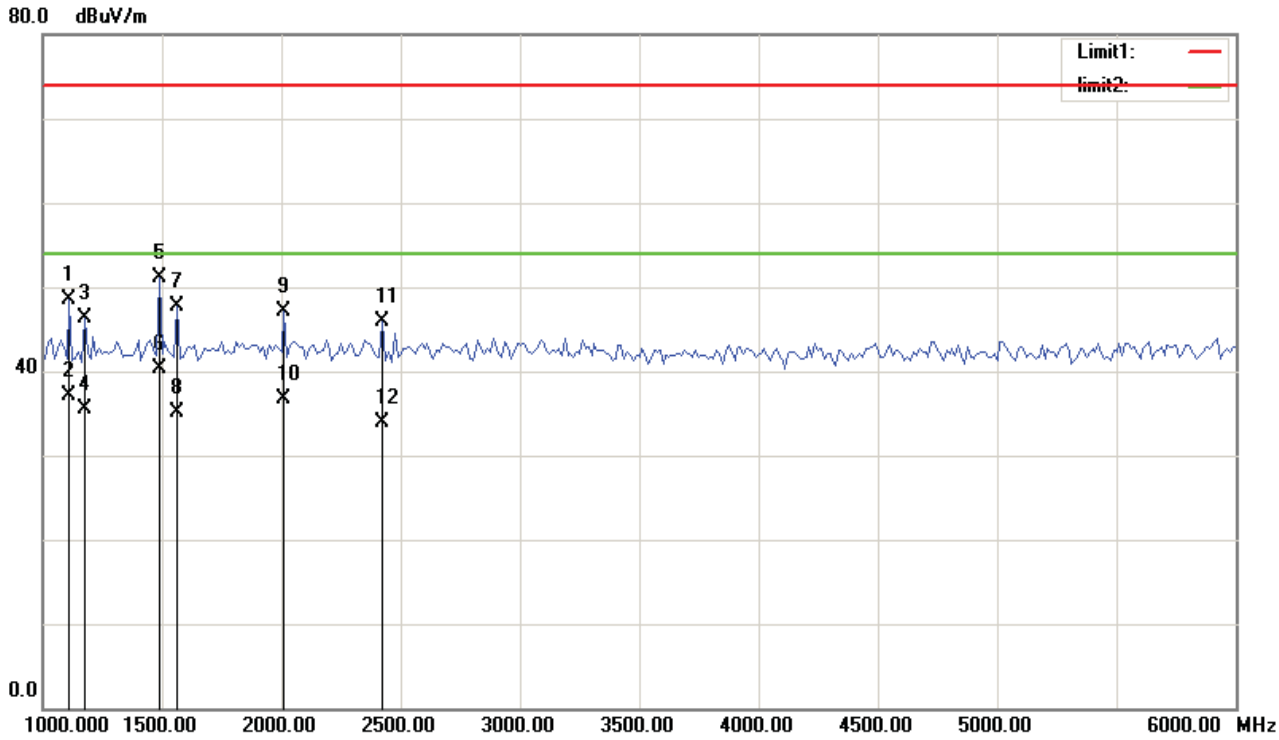

No.	Frequency (MHz)	Reading (dBuV/m)	Correct Factor(dB/m)	Result (dBuV/m)	Limit (dBuV/m)	Margin (dB)	Remark
1	1112.500	52.90	-4.46	48.44	74.00	-25.56	peak
2	1112.500	41.48	-4.46	37.02	54.00	-16.98	AVG
3	1175.000	50.63	-4.25	46.38	74.00	-27.62	peak
4	1175.000	39.72	-4.25	35.47	54.00	-18.53	AVG
5	1487.500	54.82	-3.71	51.11	74.00	-22.89	peak
6	1487.500	43.92	-3.71	40.21	54.00	-13.79	AVG
7	1562.500	51.44	-3.81	47.63	74.00	-26.37	peak
8	1562.500	38.97	-3.81	35.16	54.00	-18.84	AVG
9	2012.500	49.33	-2.31	47.02	74.00	-26.98	peak
10	2012.500	39.09	-2.31	36.78	54.00	-17.22	AVG
11	2425.000	46.42	-0.58	45.84	74.00	-28.16	peak
12	2425.000	34.47	-0.58	33.89	54.00	-20.11	AVG

Remark:RBW 1MHz VBW 3MHz peak detector is for pk ,RBW 1MHz VBW 10Hz peak detector is for AV

EUT:	IZZO Hybrid	Model No.:	Callaway Hybrid Rangefinder
Temperature:	24℃	Relative Humidity:	55%
Distance:	3m	Test Power:	3.7Vd.c
Polarization:	Horizontal	Test Result:	Pass
Standard:	(RE)FCC PART 15 class B 3m 1-6G PK	Test By:	Sandy
Test Mode:	Data transmission		
Note:			

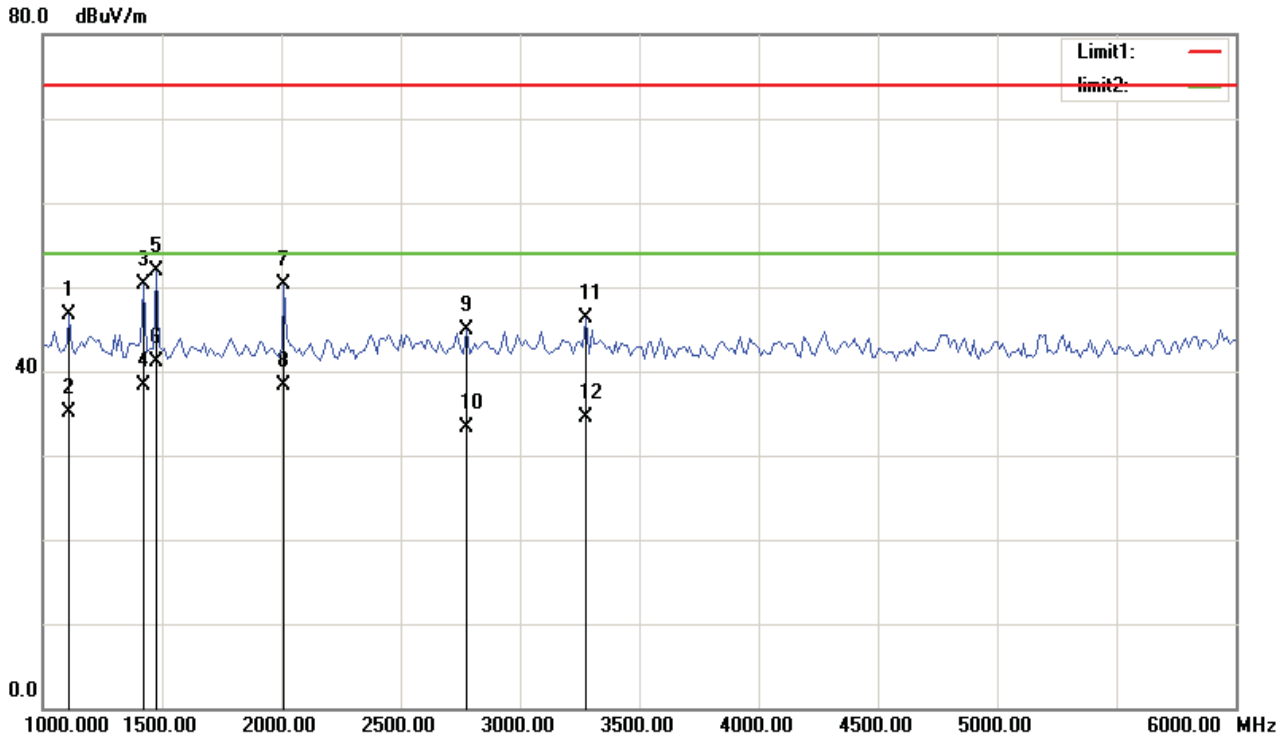

No.	Frequency (MHz)	Reading (dBuV/m)	Correct Factor(dB/m)	Result (dBuV/m)	Limit (dBuV/m)	Margin (dB)	Remark
1	1112.500	51.24	-4.46	46.78	74.00	-27.22	peak
2	1112.500	39.51	-4.46	35.05	54.00	-18.95	AVG
3	1425.000	53.88	-3.64	50.24	74.00	-23.76	peak
4	1425.000	41.88	-3.64	38.24	54.00	-15.76	AVG
5	1475.000	55.59	-3.70	51.89	74.00	-22.11	peak
6	1475.000	44.87	-3.70	41.17	54.00	-12.83	AVG
7	2012.500	52.71	-2.31	50.40	74.00	-23.60	peak
8	2012.500	40.60	-2.31	38.29	54.00	-15.71	AVG
9	2775.000	44.04	0.87	44.91	74.00	-29.09	peak
10	2775.000	32.41	0.87	33.28	54.00	-20.72	AVG
11	3275.000	44.10	2.23	46.33	74.00	-27.67	peak
12	3275.000	32.33	2.23	34.56	54.00	-19.44	AVG

Remark:RBW 1MHz VBW 3MHz peak detector is for pk ,RBW 1MHz VBW 10Hz peak detector is for AV

4. EUT TEST PHOTO

Conducted Measurement Photos

Radiated Measurement Photos





5. EUT PHOTO














LP532424 320mAh
3.7V 1.18Wh
0.5 mm
1 2 3 4 5 6 7 8
mm


0.5 mm
1 2 3 4 5 6 7 8
mm








TP8
TP31
TP30
TP6
TP19
TP15
TP16
TP18
TP29
TP27
TP28
TP9
32.768K


QUECTEL
L70-R
L70RE-M37
01-A0082
8.000
TP21
TP26
TP14
winbond
25Q256FVEG
1528
6502
F0000


SH 94V-0
E248779
TP10
TP20
A522N



END OF REPORT