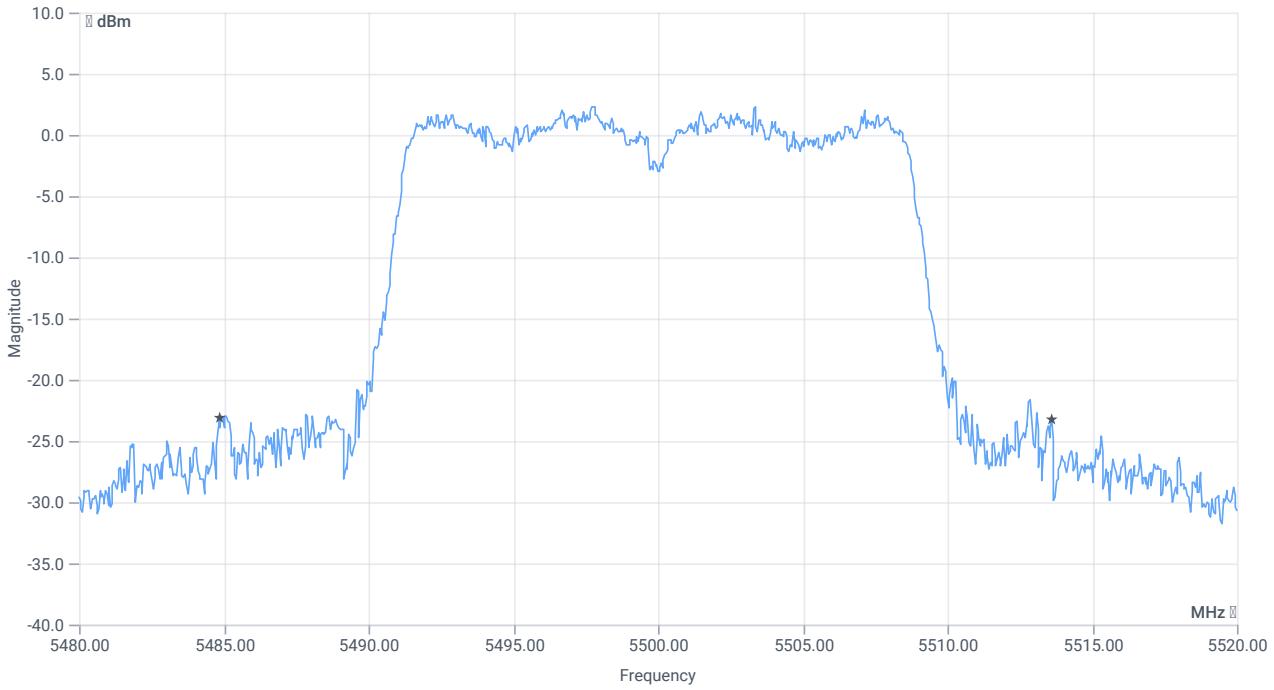

BW 26dB

RESULT

DESCRIPTION	LOWER LIMIT	UPPER LIMIT	MEASURED	UNIT	VERDICT
Bandwidth 26dB	---	---	28.76	MHz	INFO
T1 26dB	---	---	5484.8400	MHz	INFO
T2 26dB	---	---	5513.6000	MHz	INFO

Maximum Output Power

READ SA SETTINGS:

RefLevel [dBm] | RefLevelOffset [dB] | InpAtt [dB]	19.00 | 12.84 | 25
Start [MHz] | Stop [MHz]	5480.000 | 5520.000
RBW [MHz] | VBW [MHz]	1.000000 | 3.000000
Detector | TraceMode	RMS | MAXH
Sweep: time [ms] | count | points per Section | type	5370 | 1 | 161 | SWE

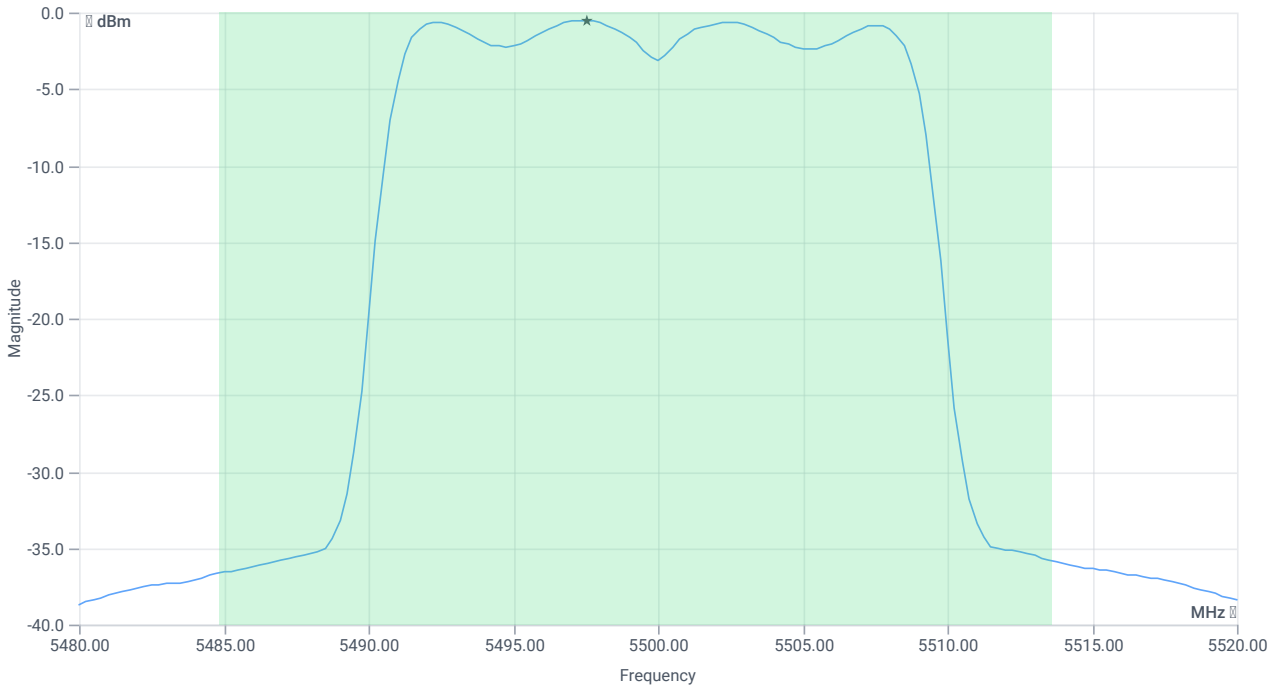

Max OP and PSD

RESULT

CONDUCTED LIMITS FOR MAX ANTENNA GAIN OF 6 D BI					
Description	Lower Limit	Upper Limit	Measured	Unit	Verdict
Max output power cond	---	---	10.87	dBm	INFO
Duty cycle correction	---	---	0	dB	INFO
LIMIT absolute:					
Max output power DC corrected cond	---	24	10.87	dBm	PASS
LIMIT: 11 dBm + 10 log 28.76					
Max output power DC corrected cond	---	25.59	10.87	dBm	PASS
LIMIT absolute eirp (TPC not supported)					
Max output power DC corrected eirp	---	27	10.87	dBm	PASS

Power spectral density

RESULT

CONDUCTED LIMITS FOR MAX ANTENNA GAIN OF 6 D BI					
Description	Lower Limit	Upper Limit	Measured	Unit	Verdict
Power spectral density cond	---	---	-0.5	dBm/1MHz	INFO
Duty cycle correction	---	---	0	dB	INFO

RESULT

CONDUCTED LIMITS FOR MAX ANTENNA GAIN OF 6 D BI					
Power spectral density DC corrected cond	---	11	-0.5	dBm/1MHz	PASS

Verdict
PASS

FCC 15.407 # Max output power and psd ~ WLAN5Gx ac-VHT20 mode U-NII-2C

References

TC start	12.06.2024 08:07:29
Ambit temp [°C] | humidity [rel%]	23.1 | 36
System version	5.0.5.0
Standard | Version	FCC 15.407 | NI
Method	KDB789033 D02, F., E.2.e.
Description	FCC 15.407 Max Output Power & PSD - WLAN5Gx ac-VHT20 mode U-NII-2C
Information	

EUT Common Settings WLAN5Gx

Number of antenna ports	2
User Interaction	No
Device class U-NII-1 (FCC)	AP outdoor
Limit W52 japan	Standard
TPC supported	No
Vehicle use (ISED)	No

Equipment

Signal analyzer,Rohde&Schwarz,FSV-40,1307.9002K40/101042,3.70
Switch matrix,cetecom advanced GmbH,USM,B002,1.0.0

Test Parameter

Technology to test	WLAN5Gx ac-VHT20 mode
EUT port	EUT1
Temperature	nom
Voltage	nom
Frequency low to test	False | Freq [MHz] 5500
Frequency mid to test	True | Freq [MHz] 5600
Frequency high to test	False | Freq [MHz] 5700
Auto control enabled power supply | Climatic Box	No | No
Additional path loss [dB]	0
Full path type	EUT_SA_GEN_SIG
Full path name	EUT1.MP.SIG1/EUT1.SA/EUT1.GEN1/EUT1.GEN2/
Switch bits	00010001:00010001:00000000:00000001

Test at TX 5600 MHz

RESULT: Reference power cond.

DESCRIPTION	LOWER LIMIT	UPPER LIMIT	MEASURED	UNIT	VERDICT
Ref. power 1MHz/1MHz cond.	---	---	4.74	dBm	INFO
Ref. frequency	---	---	5597.000	MHz	INFO

Evaluation max. duty cycle

DUTY CYCLE EVALUATION

DESCRIPTION	LOWER LIMIT	UPPER LIMIT	MEASURED	UNIT	VERDICT
No enough bursts detected, duty cycle burst ratio set to 1					
Duty cycle (burst ratio) max	---	---	1	---	INFO
Duty cycle max	---	---	0	dB	INFO
Duty cycle (burst ratio) min	---	---	1	---	INFO
Duty cycle min	---	---	0	dB	INFO

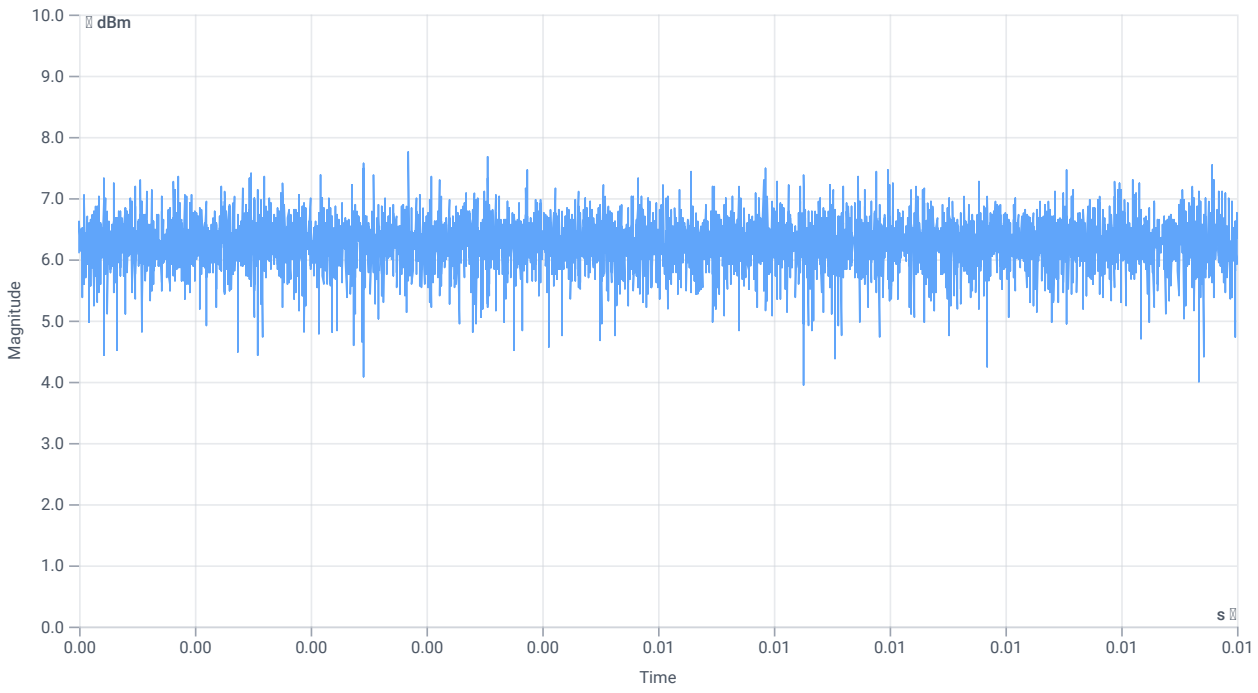

Duty cycle

Evaluation bandwidth

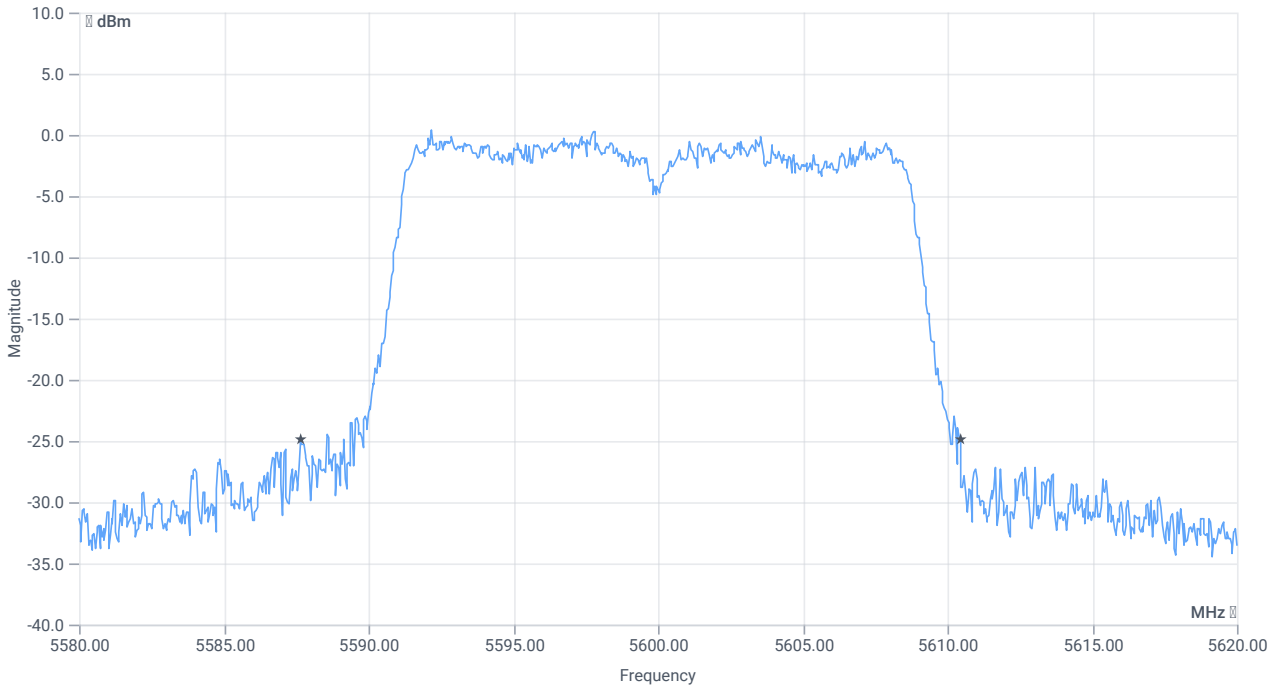

BW 26dB

RESULT

DESCRIPTION	LOWER LIMIT	UPPER LIMIT	MEASURED	UNIT	VERDICT
Bandwidth 26dB	---	---	22.8	MHz	INFO
T1 26dB	---	---	5587.6400	MHz	INFO
T2 26dB	---	---	5610.4400	MHz	INFO

Maximum Output Power

READ SA SETTINGS:

RefLevel [dBm] | RefLevelOffset [dB] | InpAtt [dB]	16.74 | 13.11 | 20
Start [MHz] | Stop [MHz]	5580.000 | 5620.000
RBW [MHz] | VBW [MHz]	1.000000 | 3.000000
Detector | TraceMode	RMS | MAXH
Sweep: time [ms] | count | points per Section | type	5370 | 1 | 161 | SWE

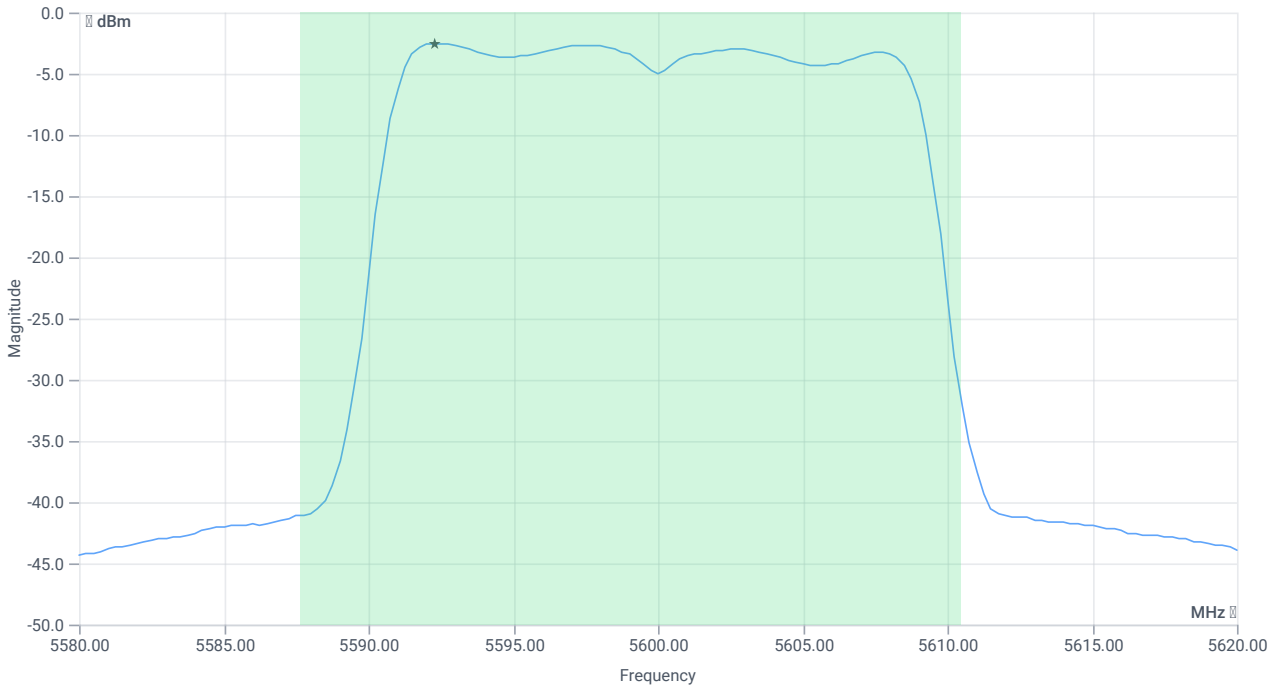

Max OP and PSD

RESULT

CONDUCTED LIMITS FOR MAX ANTENNA GAIN OF 6 D BI					
Description	Lower Limit	Upper Limit	Measured	Unit	Verdict
Max output power cond	---	---	8.87	dBm	INFO
Duty cycle correction	---	---	0	dB	INFO
LIMIT absolute:					
Max output power DC corrected cond	---	24	8.87	dBm	PASS
LIMIT: 11 dBm + 10 log 22.8					
Max output power DC corrected cond	---	24.58	8.87	dBm	PASS
LIMIT absolute eirp (TPC not supported)					
Max output power DC corrected eirp	---	27	8.87	dBm	PASS

Power spectral density

RESULT

CONDUCTED LIMITS FOR MAX ANTENNA GAIN OF 6 D BI					
Description	Lower Limit	Upper Limit	Measured	Unit	Verdict
Power spectral density cond	---	---	-2.52	dBm/1MHz	INFO
Duty cycle correction	---	---	0	dB	INFO

RESULT

CONDUCTED LIMITS FOR MAX ANTENNA GAIN OF 6 D BI					
Power spectral density DC corrected cond	---	11	-2.52	dBm/1MHz	PASS

Verdict
PASS

FCC 15.407 # Max output power and psd ~ WLAN5Gx ac-VHT20 mode U-NII-2C

References

TC start	12.06.2024 08:22:11
Ambit temp [°C] | humidity [rel%]	23.3 | 36
System version	5.0.5.0
Standard | Version	FCC 15.407 | NI
Method	KDB789033 D02, F., E.2.e.
Description	FCC 15.407 Max Output Power & PSD - WLAN5Gx ac-VHT20 mode U-NII-2C
Information	

EUT Common Settings WLAN5Gx

Number of antenna ports	2
User Interaction	No
Device class U-NII-1 (FCC)	AP outdoor
Limit W52 japan	Standard
TPC supported	No
Vehicle use (ISED)	No

Equipment

Signal analyzer,Rohde&Schwarz,FSV-40,1307.9002K40/101042,3.70
Switch matrix,cetecom advanced GmbH,USM,B002,1.0.0

Test Parameter

Technology to test	WLAN5Gx ac-VHT20 mode
EUT port	EUT1
Temperature	nom
Voltage	nom
Frequency low to test	False | Freq [MHz] 5500
Frequency mid to test	False | Freq [MHz] 5600
Frequency high to test	True | Freq [MHz] 5700
Auto control enabled power supply | Climatic Box	No | No
Additional path loss [dB]	0
Full path type	EUT_SA_GEN_SIG
Full path name	EUT1.MP.SIG1/EUT1.SA/EUT1.GEN1/EUT1.GEN2/
Switch bits	00010001:00010001:00000000:00000001

Test at TX 5700 MHz

RESULT: Reference power cond.

DESCRIPTION	LOWER LIMIT	UPPER LIMIT	MEASURED	UNIT	VERDICT
Ref. power 1MHz/1MHz cond.	---	---	3.24	dBm	INFO
Ref. frequency	---	---	5702.400	MHz	INFO

Evaluation max. duty cycle

DUTY CYCLE EVALUATION

DESCRIPTION	LOWER LIMIT	UPPER LIMIT	MEASURED	UNIT	VERDICT
No enough bursts detected, duty cycle burst ratio set to 1					
Duty cycle (burst ratio) max	---	---	1	---	INFO
Duty cycle max	---	---	0	dB	INFO
Duty cycle (burst ratio) min	---	---	1	---	INFO
Duty cycle min	---	---	0	dB	INFO

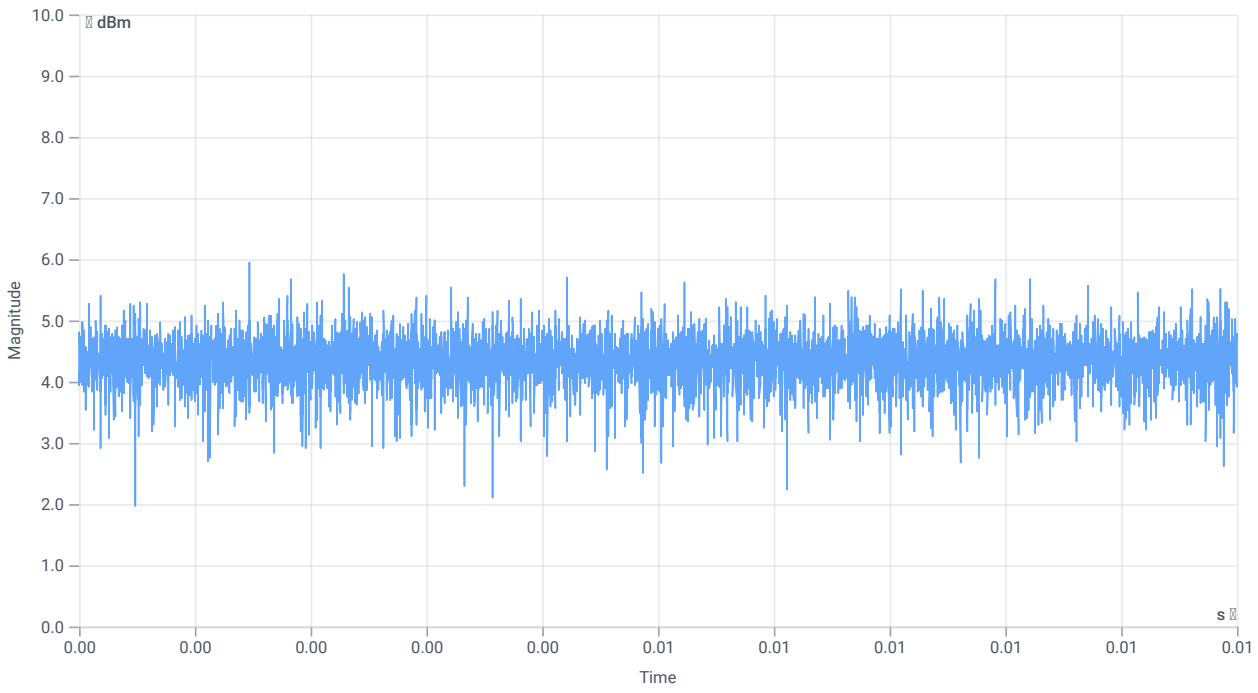

Duty cycle

Evaluation bandwidth

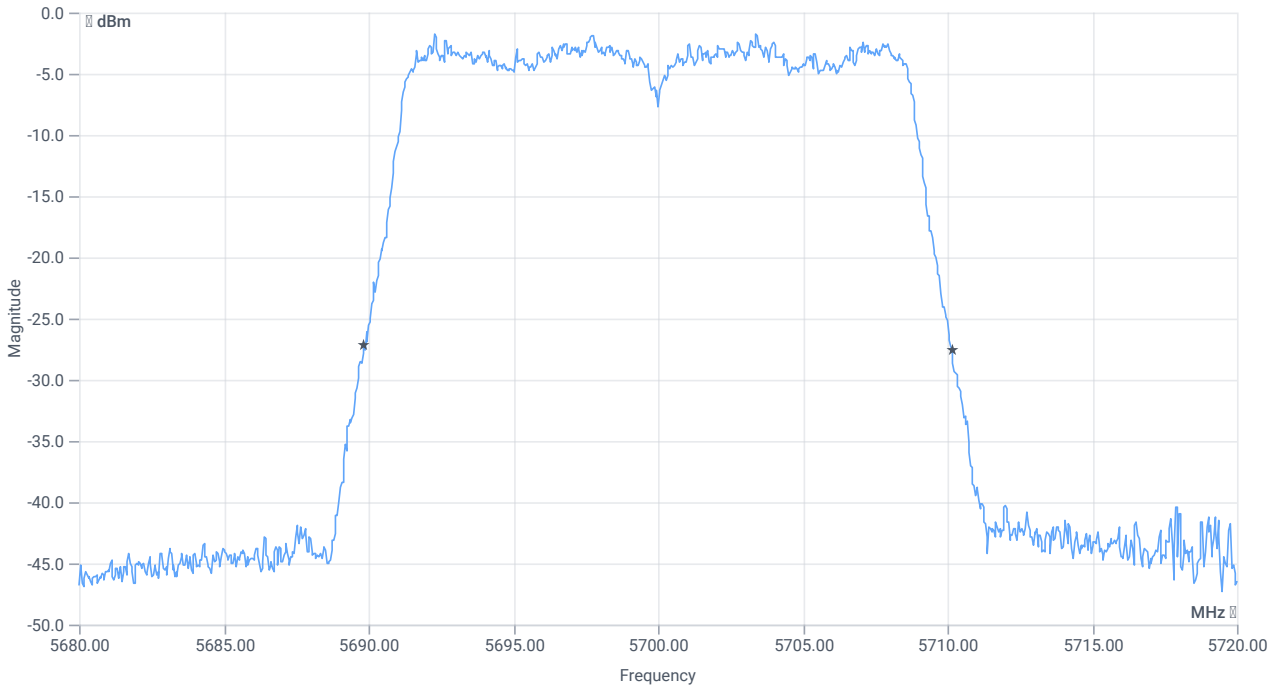

BW 26dB

RESULT

DESCRIPTION	LOWER LIMIT	UPPER LIMIT	MEASURED	UNIT	VERDICT
Bandwidth 26dB	---	---	20.32	MHz	INFO
T1 26dB	---	---	5689.8400	MHz	INFO
T2 26dB	---	---	5710.1600	MHz	INFO

Maximum Output Power

READ SA SETTINGS:

RefLevel [dBm] | RefLevelOffset [dB] | InpAtt [dB]	15.24 | 12.77 | 20
Start [MHz] | Stop [MHz]	5680.000 | 5720.000
RBW [MHz] | VBW [MHz]	1.000000 | 3.000000
Detector | TraceMode	RMS | MAXH
Sweep: time [ms] | count | points per Section | type	5370 | 1 | 161 | SWE

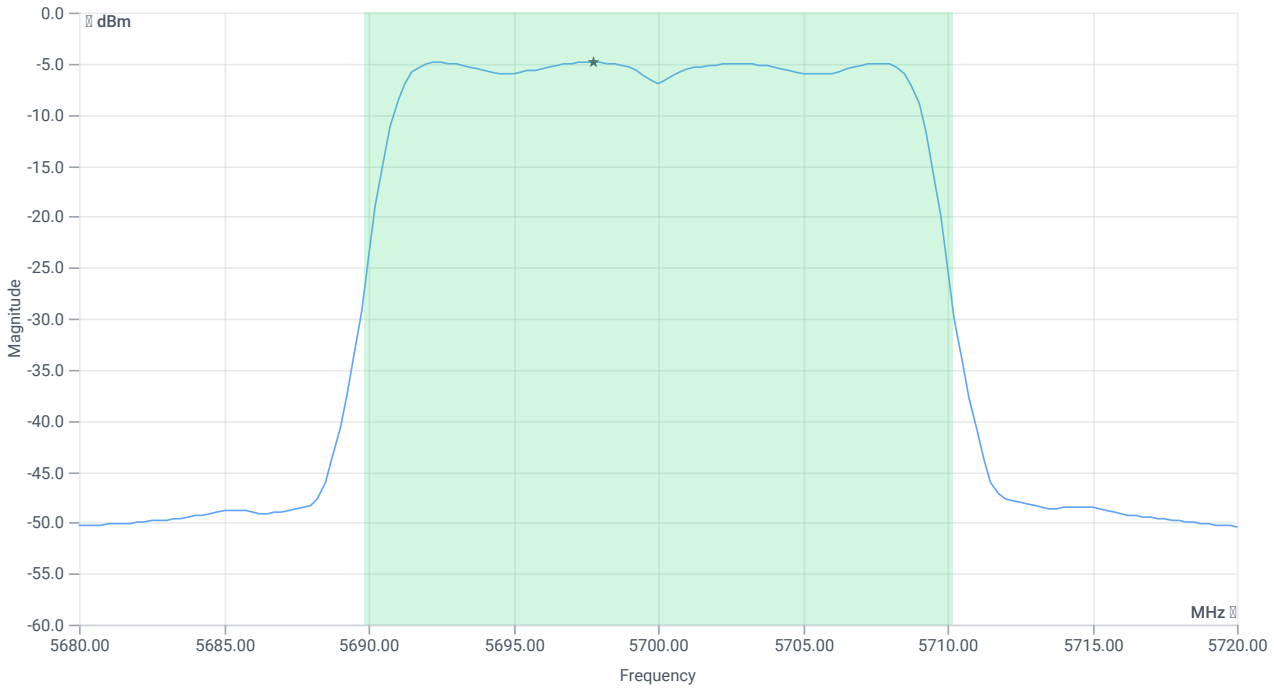

Max OP and PSD

RESULT

CONDUCTED LIMITS FOR MAX ANTENNA GAIN OF 6 D BI					
Description	Lower Limit	Upper Limit	Measured	Unit	Verdict
Max output power cond	---	---	6.82	dBm	INFO
Duty cycle correction	---	---	0	dB	INFO
LIMIT absolute:					
Max output power DC corrected cond	---	24	6.82	dBm	PASS
LIMIT: 11 dBm + 10 log 20.32					
Max output power DC corrected cond	---	24.08	6.82	dBm	PASS
LIMIT absolute eirp (TPC not supported)					
Max output power DC corrected eirp	---	27	6.82	dBm	PASS

Power spectral density

RESULT

CONDUCTED LIMITS FOR MAX ANTENNA GAIN OF 6 D BI					
Description	Lower Limit	Upper Limit	Measured	Unit	Verdict
Power spectral density cond	---	---	-4.83	dBm/1MHz	INFO
Duty cycle correction	---	---	0	dB	INFO

RESULT

CONDUCTED LIMITS FOR MAX ANTENNA GAIN OF 6 D BI					
Power spectral density DC corrected cond	---	11	-4.83	dBm/1MHz	PASS

Verdict
PASS

FCC 15.407 # Max output power and psd ~ WLAN5Gx ac-VHT20 mode U-NII-2C

References

TC start	12.06.2024 13:43:38
Ambit temp [°C] | humidity [rel%]	25.4 | 29
System version	5.0.5.0
Standard | Version	FCC 15.407 | NI
Method	KDB789033 D02, F., E.2.e.
Description	FCC 15.407 Max Output Power & PSD - WLAN5Gx ac-VHT20 mode U-NII-2C
Information	

EUT Common Settings WLAN5Gx

Number of antenna ports	2
User Interaction	No
Device class U-NII-1 (FCC)	AP outdoor
Limit W52 japan	Standard
TPC supported	No
Vehicle use (ISED)	No

Equipment

Signal analyzer,Rohde&Schwarz,FSV-40,1307.9002K40/101042,3.70
Switch matrix,cetecom advanced GmbH,USM,B002,1.0.0

Test Parameter

Technology to test	WLAN5Gx ac-VHT20 mode
EUT port	EUT2
Temperature	nom
Voltage	nom
Frequency low to test	True | Freq [MHz] 5500
Frequency mid to test	False | Freq [MHz] 5600
Frequency high to test	False | Freq [MHz] 5700
Auto control enabled power supply | Climatic Box	No | No
Additional path loss [dB]	0
Full path type	EUT_SA_GEN_SIG
Full path name	EUT2.MP.SIG1/EUT2.SA/EUT2.GEN1/EUT2.GEN2/
Switch bits	00100010:00010001:00000000:00000001

Test at TX 5500 MHz

RESULT: Reference power cond.

DESCRIPTION	LOWER LIMIT	UPPER LIMIT	MEASURED	UNIT	VERDICT
Ref. power 1MHz/1MHz cond.	---	---	8.09	dBm	INFO
Ref. frequency	---	---	5496.200	MHz	INFO

Evaluation max. duty cycle

DUTY CYCLE EVALUATION

DESCRIPTION	LOWER LIMIT	UPPER LIMIT	MEASURED	UNIT	VERDICT
No enough bursts detected, duty cycle burst ratio set to 1					
Duty cycle (burst ratio) max	---	---	1	---	INFO
Duty cycle max	---	---	0	dB	INFO
Duty cycle (burst ratio) min	---	---	1	---	INFO
Duty cycle min	---	---	0	dB	INFO

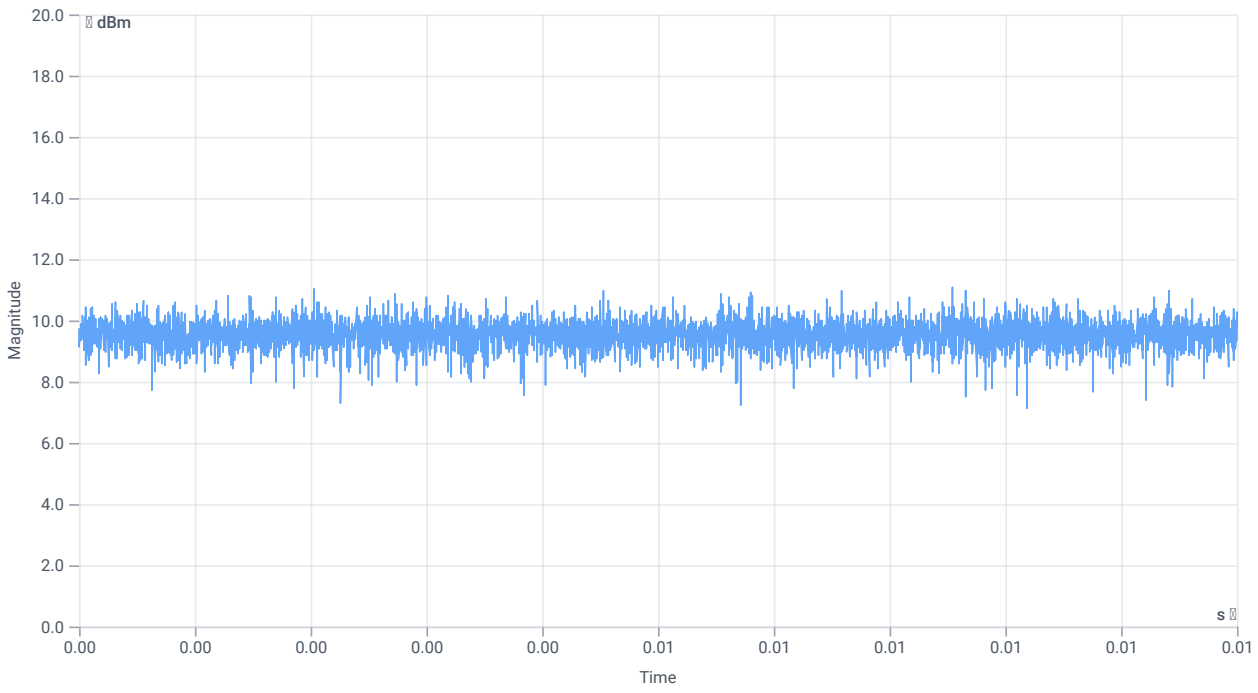

Duty cycle

Evaluation bandwidth

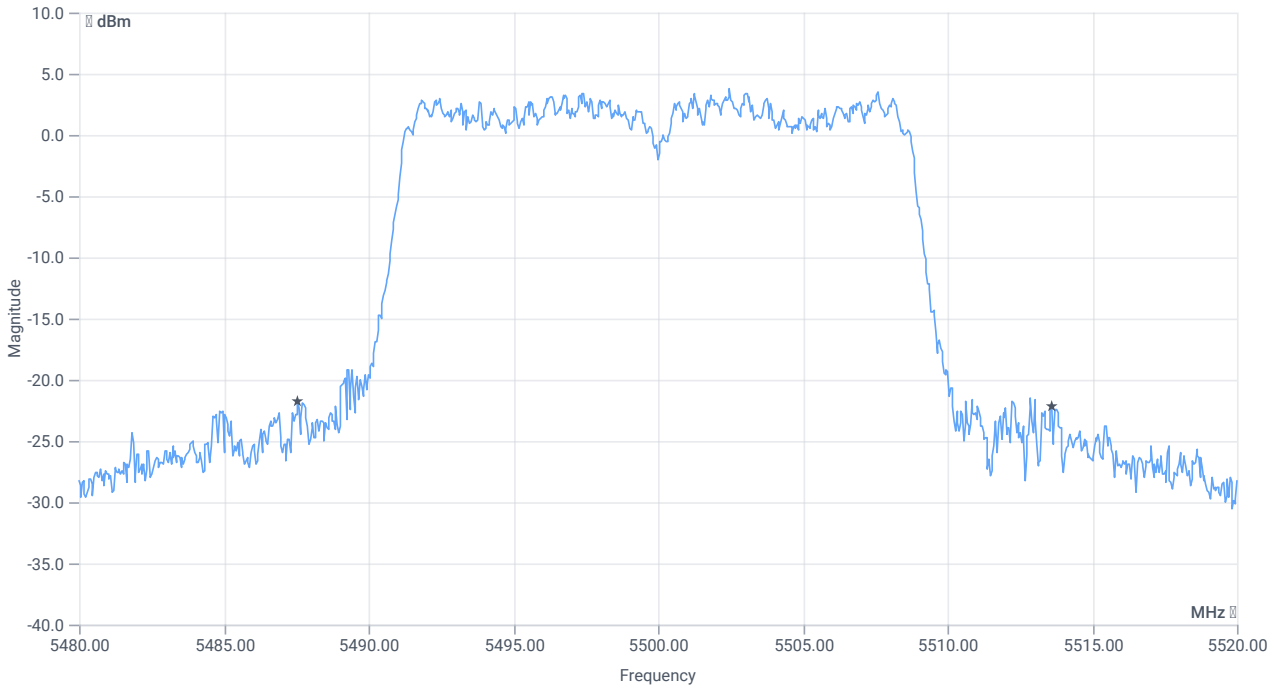

BW 26dB

RESULT

DESCRIPTION	LOWER LIMIT	UPPER LIMIT	MEASURED	UNIT	VERDICT
Bandwidth 26dB	---	---	26.04	MHz	INFO
T1 26dB	---	---	5487.5600	MHz	INFO
T2 26dB	---	---	5513.6000	MHz	INFO

Maximum Output Power

READ SA SETTINGS:

RefLevel [dBm] | RefLevelOffset [dB] | InpAtt [dB]	20.09 | 12.72 | 25
Start [MHz] | Stop [MHz]	5480.000 | 5520.000
RBW [MHz] | VBW [MHz]	1.000000 | 3.000000
Detector | TraceMode	RMS | MAXH
Sweep: time [ms] | count | points per Section | type	5370 | 1 | 161 | SWE

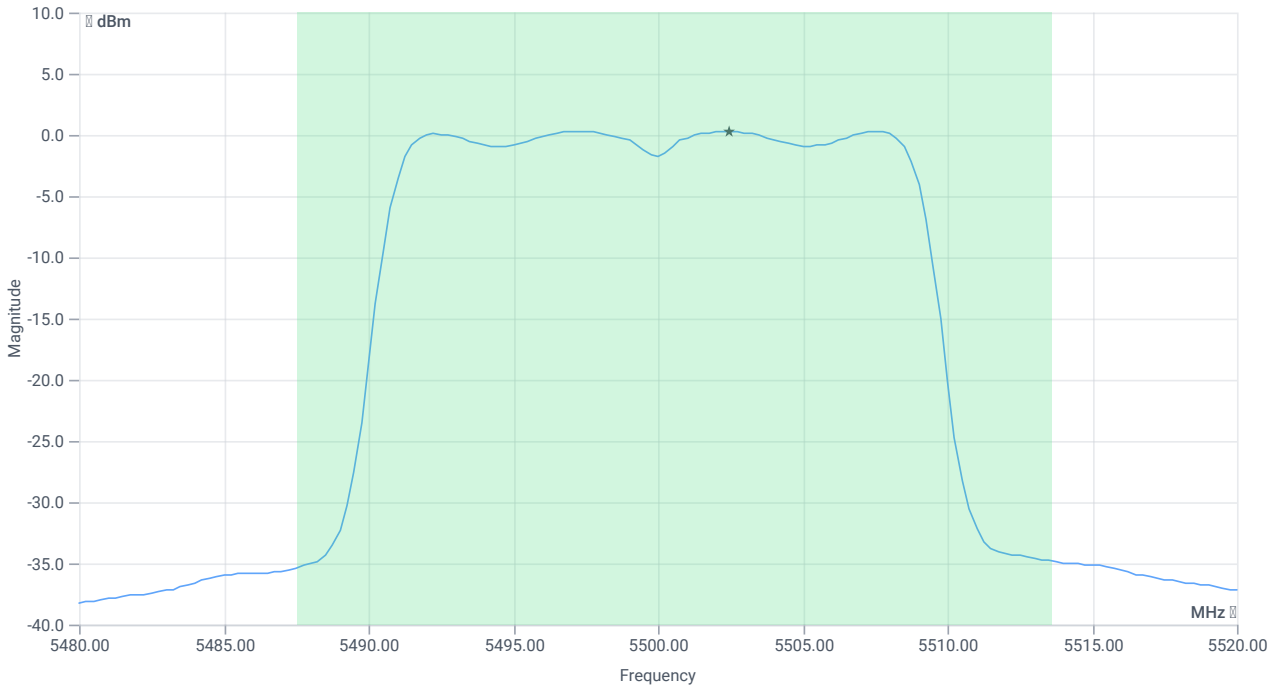

Max OP and PSD

RESULT

CONDUCTED LIMITS FOR MAX ANTENNA GAIN OF 6 D BI					
Description	Lower Limit	Upper Limit	Measured	Unit	Verdict
Max output power cond	---	---	11.96	dBm	INFO
Duty cycle correction	---	---	0	dB	INFO
LIMIT absolute:					
Max output power DC corrected cond	---	24	11.96	dBm	PASS
LIMIT: 11 dBm + 10 log 26.04					
Max output power DC corrected cond	---	25.16	11.96	dBm	PASS
LIMIT absolute eirp (TPC not supported)					
Max output power DC corrected eirp	---	27	11.96	dBm	PASS

Power spectral density

RESULT

CONDUCTED LIMITS FOR MAX ANTENNA GAIN OF 6 D BI					
Description	Lower Limit	Upper Limit	Measured	Unit	Verdict
Power spectral density cond	---	---	0.31	dBm/1MHz	INFO
Duty cycle correction	---	---	0	dB	INFO

RESULT

CONDUCTED LIMITS FOR MAX ANTENNA GAIN OF 6 D BI					
Power spectral density DC corrected cond	---	11	0.31	dBm/1MHz	PASS

Verdict
PASS

FCC 15.407 # Max output power and psd ~ WLAN5Gx ac-VHT20 mode U-NII-2C

References

TC start	12.06.2024 13:57:06
Ambit temp [°C] | humidity [rel%]	25.4 | 28
System version	5.0.5.0
Standard | Version	FCC 15.407 | NI
Method	KDB789033 D02, F., E.2.e.
Description	FCC 15.407 Max Output Power & PSD - WLAN5Gx ac-VHT20 mode U-NII-2C
Information	

EUT Common Settings WLAN5Gx

Number of antenna ports	2
User Interaction	No
Device class U-NII-1 (FCC)	AP outdoor
Limit W52 japan	Standard
TPC supported	No
Vehicle use (ISED)	No

Equipment

Signal analyzer,Rohde&Schwarz,FSV-40,1307.9002K40/101042,3.70
Switch matrix,cetecom advanced GmbH,USM,B002,1.0.0

Test Parameter

Technology to test	WLAN5Gx ac-VHT20 mode
EUT port	EUT2
Temperature	nom
Voltage	nom
Frequency low to test	False | Freq [MHz] 5500
Frequency mid to test	True | Freq [MHz] 5600
Frequency high to test	False | Freq [MHz] 5700
Auto control enabled power supply | Climatic Box	No | No
Additional path loss [dB]	0
Full path type	EUT_SA_GEN_SIG
Full path name	EUT2.MP.SIG1/EUT2.SA/EUT2.GEN1/EUT2.GEN2/
Switch bits	00100010:00010001:00000000:00000001

Test at TX 5600 MHz

RESULT: Reference power cond.

DESCRIPTION	LOWER LIMIT	UPPER LIMIT	MEASURED	UNIT	VERDICT
Ref. power 1MHz/1MHz cond.	---	---	7.64	dBm	INFO
Ref. frequency	---	---	5598.000	MHz	INFO

Evaluation max. duty cycle

DUTY CYCLE EVALUATION

DESCRIPTION	LOWER LIMIT	UPPER LIMIT	MEASURED	UNIT	VERDICT
No enough bursts detected, duty cycle burst ratio set to 1					
Duty cycle (burst ratio) max	---	---	1	---	INFO
Duty cycle max	---	---	0	dB	INFO
Duty cycle (burst ratio) min	---	---	1	---	INFO
Duty cycle min	---	---	0	dB	INFO

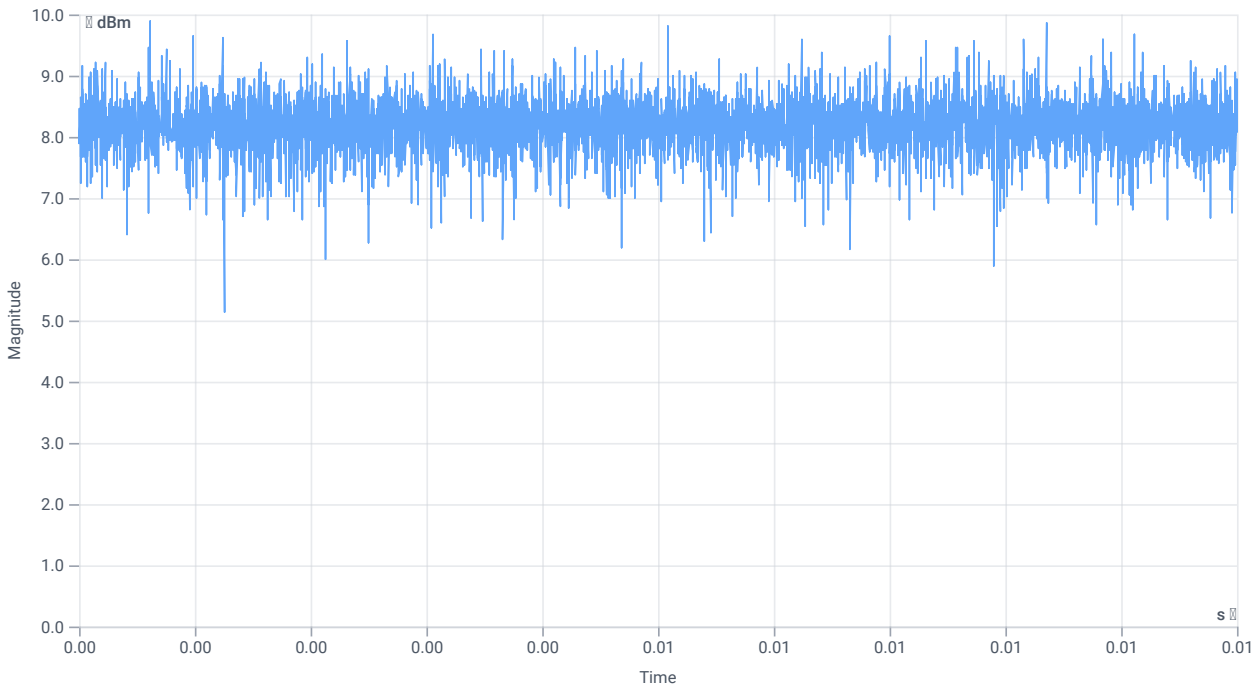

Duty cycle

Evaluation bandwidth

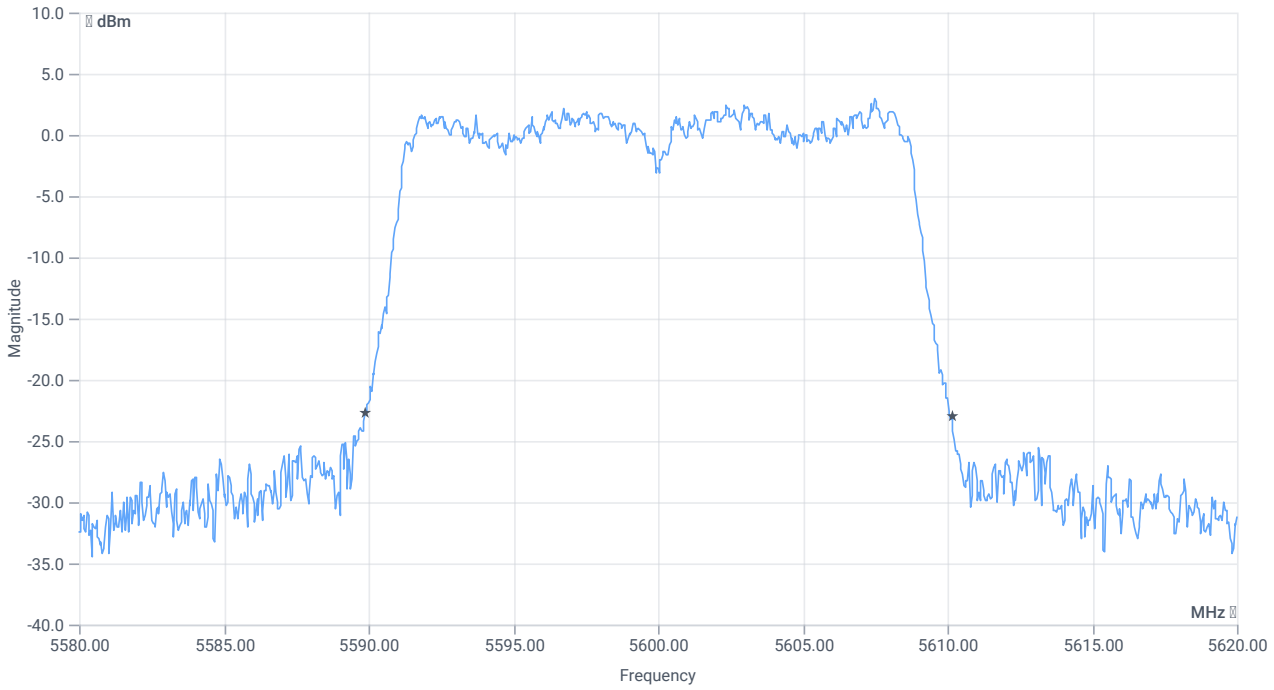

BW 26dB

RESULT

DESCRIPTION	LOWER LIMIT	UPPER LIMIT	MEASURED	UNIT	VERDICT
Bandwidth 26dB	---	---	20.28	MHz	INFO
T1 26dB	---	---	5589.8800	MHz	INFO
T2 26dB	---	---	5610.1600	MHz	INFO

Maximum Output Power

READ SA SETTINGS:

RefLevel [dBm] | RefLevelOffset [dB] | InpAtt [dB]	19.64 | 12.8 | 25
Start [MHz] | Stop [MHz]	5580.000 | 5620.000
RBW [MHz] | VBW [MHz]	1.000000 | 3.000000
Detector | TraceMode	RMS | MAXH
Sweep: time [ms] | count | points per Section | type	5370 | 1 | 161 | SWE

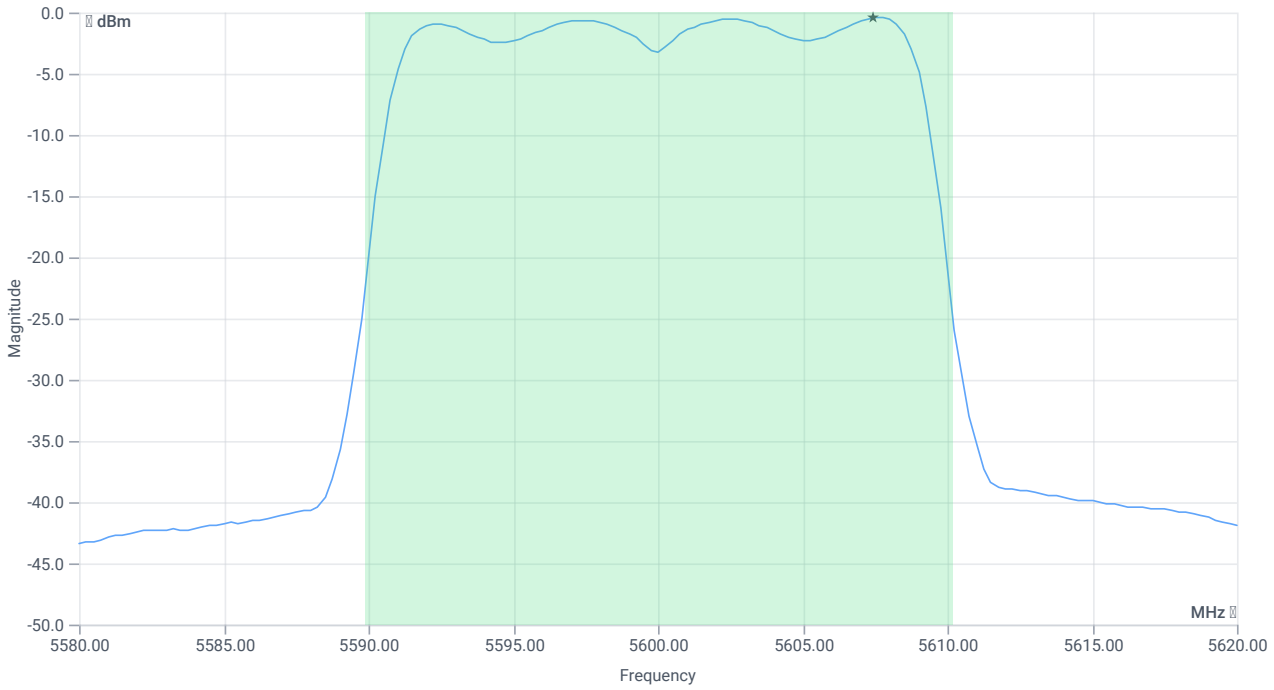

Max OP and PSD

RESULT

CONDUCTED LIMITS FOR MAX ANTENNA GAIN OF 6 D BI					
Description	Lower Limit	Upper Limit	Measured	Unit	Verdict
Max output power cond	---	---	10.87	dBm	INFO
Duty cycle correction	---	---	0	dB	INFO
LIMIT absolute:					
Max output power DC corrected cond	---	24	10.87	dBm	PASS
LIMIT: 11 dBm + 10 log 20.28					
Max output power DC corrected cond	---	24.07	10.87	dBm	PASS
LIMIT absolute eirp (TPC not supported)					
Max output power DC corrected eirp	---	27	10.87	dBm	PASS

Power spectral density

RESULT

CONDUCTED LIMITS FOR MAX ANTENNA GAIN OF 6 D BI					
Description	Lower Limit	Upper Limit	Measured	Unit	Verdict
Power spectral density cond	---	---	-0.43	dBm/1MHz	INFO
Duty cycle correction	---	---	0	dB	INFO

RESULT

CONDUCTED LIMITS FOR MAX ANTENNA GAIN OF 6 D BI					
Power spectral density DC corrected cond	---	11	-0.43	dBm/1MHz	PASS

Verdict
PASS

FCC 15.407 # Max output power and psd ~ WLAN5Gx ac-VHT20 mode U-NII-2C

References

TC start	12.06.2024 14:30:25
Ambit temp [°C] | humidity [rel%]	25.6 | 28
System version	5.0.5.0
Standard | Version	FCC 15.407 | NI
Method	KDB789033 D02, F., E.2.e.
Description	FCC 15.407 Max Output Power & PSD - WLAN5Gx ac-VHT20 mode U-NII-2C
Information	

EUT Common Settings WLAN5Gx

Number of antenna ports	2
User Interaction	No
Device class U-NII-1 (FCC)	AP outdoor
Limit W52 japan	Standard
TPC supported	No
Vehicle use (ISED)	No

Equipment

Signal analyzer,Rohde&Schwarz,FSV-40,1307.9002K40/101042,3.70
Switch matrix,cetecom advanced GmbH,USM,B002,1.0.0

Test Parameter

Technology to test	WLAN5Gx ac-VHT20 mode
EUT port	EUT2
Temperature	nom
Voltage	nom
Frequency low to test	False | Freq [MHz] 5500
Frequency mid to test	False | Freq [MHz] 5600
Frequency high to test	True | Freq [MHz] 5700
Auto control enabled power supply | Climatic Box	No | No
Additional path loss [dB]	0
Full path type	EUT_SA_GEN_SIG
Full path name	EUT2.MP.SIG1/EUT2.SA/EUT2.GEN1/EUT2.GEN2/
Switch bits	00100010:00010001:00000000:00000001

Test at TX 5700 MHz

RESULT: Reference power cond.

DESCRIPTION	LOWER LIMIT	UPPER LIMIT	MEASURED	UNIT	VERDICT
Ref. power 1MHz/1MHz cond.	---	---	3.63	dBm	INFO
Ref. frequency	---	---	5696.600	MHz	INFO

Evaluation max. duty cycle

DUTY CYCLE EVALUATION

DESCRIPTION	LOWER LIMIT	UPPER LIMIT	MEASURED	UNIT	VERDICT
No enough bursts detected, duty cycle burst ratio set to 1					
Duty cycle (burst ratio) max	---	---	1	---	INFO
Duty cycle max	---	---	0	dB	INFO
Duty cycle (burst ratio) min	---	---	1	---	INFO
Duty cycle min	---	---	0	dB	INFO

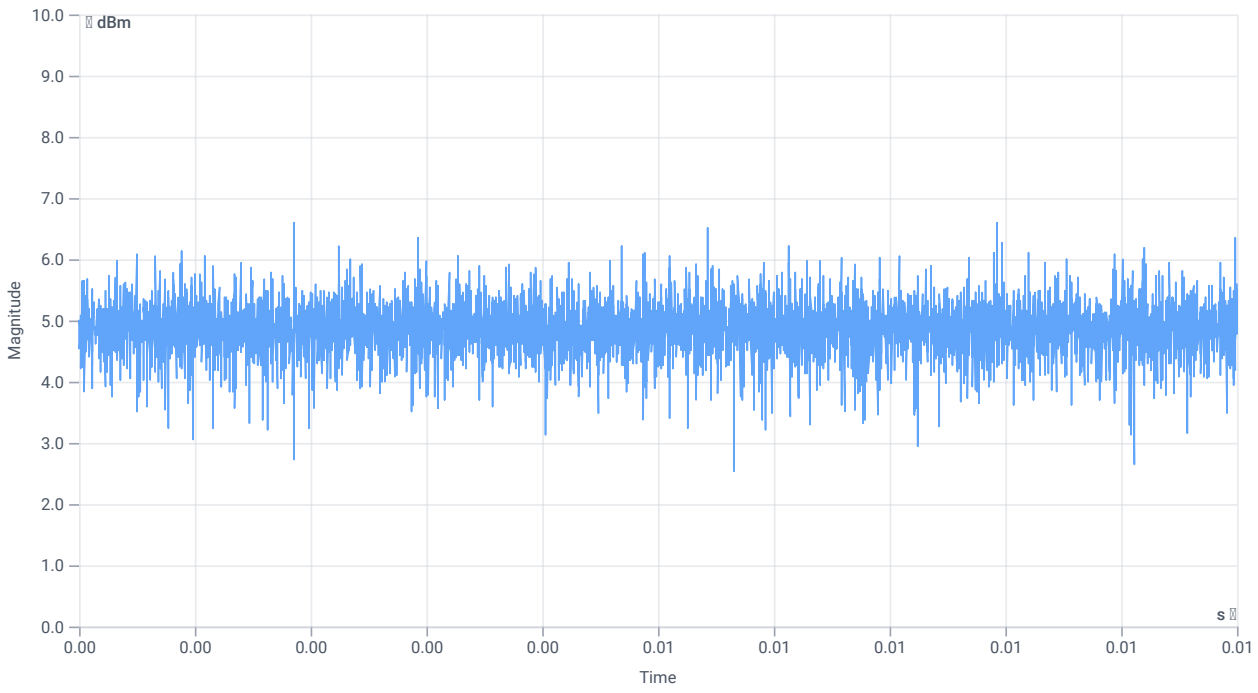

Duty cycle

Evaluation bandwidth

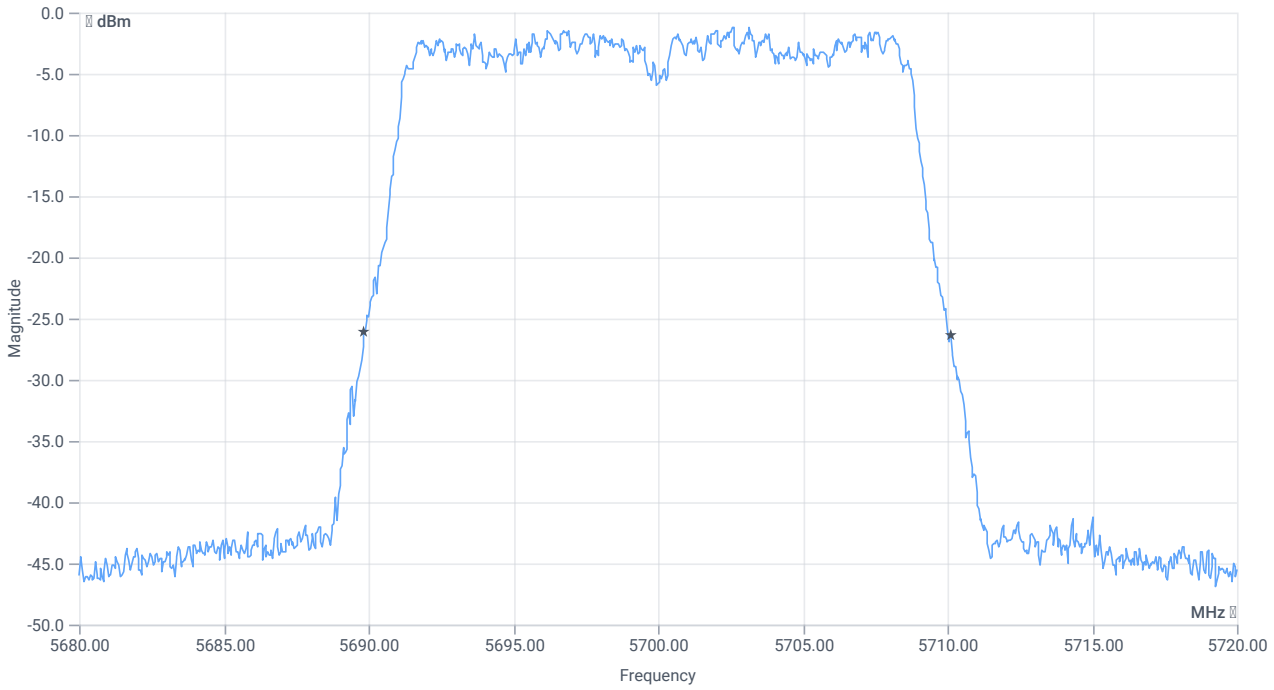

BW 26dB

RESULT

DESCRIPTION	LOWER LIMIT	UPPER LIMIT	MEASURED	UNIT	VERDICT
Bandwidth 26dB	---	---	20.28	MHz	INFO
T1 26dB	---	---	5689.8400	MHz	INFO
T2 26dB	---	---	5710.1200	MHz	INFO

Maximum Output Power

READ SA SETTINGS:

RefLevel [dBm] | RefLevelOffset [dB] | InpAtt [dB]	15.63 | 12.73 | 20
Start [MHz] | Stop [MHz]	5680.000 | 5720.000
RBW [MHz] | VBW [MHz]	1.000000 | 3.000000
Detector | TraceMode	RMS | MAXH
Sweep: time [ms] | count | points per Section | type	5370 | 1 | 161 | SWE

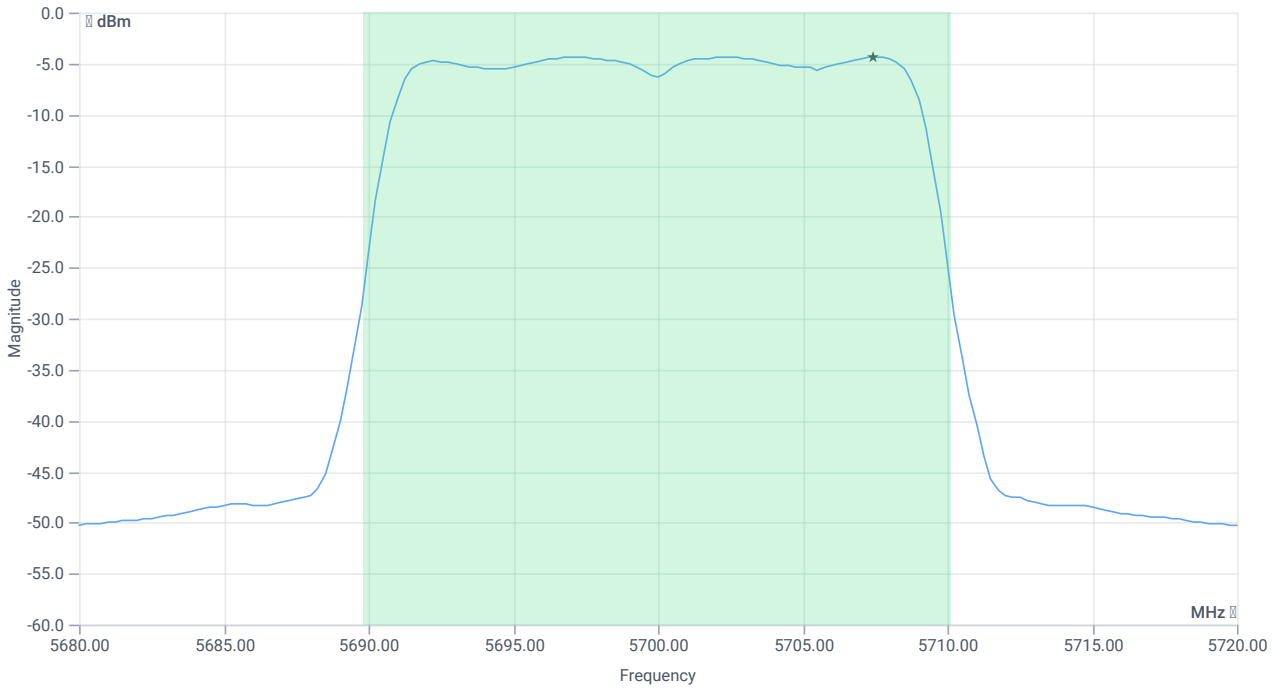

Max OP and PSD

RESULT

CONDUCTED LIMITS FOR MAX ANTENNA GAIN OF 6 D BI					
Description	Lower Limit	Upper Limit	Measured	Unit	Verdict
Max output power cond	---	---	7.32	dBm	INFO
Duty cycle correction	---	---	0	dB	INFO
LIMIT absolute:					
Max output power DC corrected cond	---	24	7.32	dBm	PASS
LIMIT: 11 dBm + 10 log 20.28					
Max output power DC corrected cond	---	24.07	7.32	dBm	PASS
LIMIT absolute eirp (TPC not supported)					
Max output power DC corrected eirp	---	27	7.32	dBm	PASS

Power spectral density

RESULT

CONDUCTED LIMITS FOR MAX ANTENNA GAIN OF 6 D BI					
Description	Lower Limit	Upper Limit	Measured	Unit	Verdict
Power spectral density cond	---	---	-4.35	dBm/1MHz	INFO
Duty cycle correction	---	---	0	dB	INFO

RESULT

CONDUCTED LIMITS FOR MAX ANTENNA GAIN OF 6 D BI					
Power spectral density DC corrected cond	---	11	-4.35	dBm/1MHz	PASS

Verdict
PASS

FCC 15.407 # Max output power and psd ~ WLAN5Gx ac-VHT40 mode U-NII-2C

References

TC start	12.06.2024 08:39:44
Ambit temp [°C] | humidity [rel%]	23.4 | 35
System version	5.0.5.0
Standard | Version	FCC 15.407 | NI
Method	KDB789033 D02, F., E.2.e.
Description	FCC 15.407 Max Output Power & PSD - WLAN5Gx ac-VHT40 mode U-NII-2C
Information	

EUT Common Settings WLAN5Gx

Number of antenna ports	2
User Interaction	No
Device class U-NII-1 (FCC)	AP outdoor
Limit W52 japan	Standard
TPC supported	No
Vehicle use (ISED)	No

Equipment

Signal analyzer,Rohde&Schwarz,FSV-40,1307.9002K40/101042,3.70
Switch matrix,cetecom advanced GmbH,USM,B002,1.0.0

Test Parameter

Technology to test	WLAN5Gx ac-VHT40 mode
EUT port	EUT1
Temperature	nom
Voltage	nom
Frequency low to test	True | Freq [MHz] 5510
Frequency mid to test	False | Freq [MHz] 5590
Frequency high to test	False | Freq [MHz] 5670
Auto control enabled power supply | Climatic Box	No | No
Additional path loss [dB]	0
Full path type	EUT_SA_GEN_SIG
Full path name	EUT1.MP.SIG1/EUT1.SA/EUT1.GEN1/EUT1.GEN2/
Switch bits	00010001:00010001:00000000:00000001

Test at TX 5510 MHz

RESULT: Reference power cond.

DESCRIPTION	LOWER LIMIT	UPPER LIMIT	MEASURED	UNIT	VERDICT
Ref. power 1MHz/1MHz cond.	---	---	1.97	dBm	INFO
Ref. frequency	---	---	5494.220	MHz	INFO

Evaluation max. duty cycle

DUTY CYCLE EVALUATION

DESCRIPTION	LOWER LIMIT	UPPER LIMIT	MEASURED	UNIT	VERDICT
No enough bursts detected, duty cycle burst ratio set to 1					
Duty cycle (burst ratio) max	---	---	1	---	INFO
Duty cycle max	---	---	0	dB	INFO
Duty cycle (burst ratio) min	---	---	1	---	INFO
Duty cycle min	---	---	0	dB	INFO

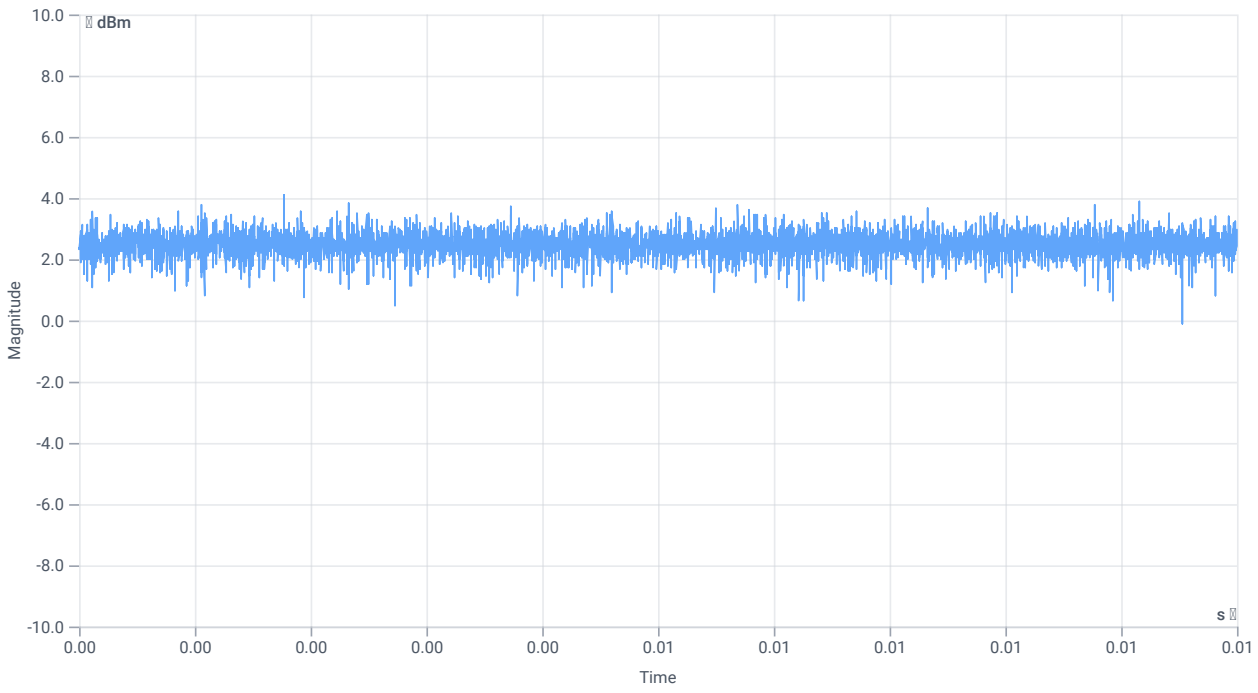

Duty cycle

Evaluation bandwidth

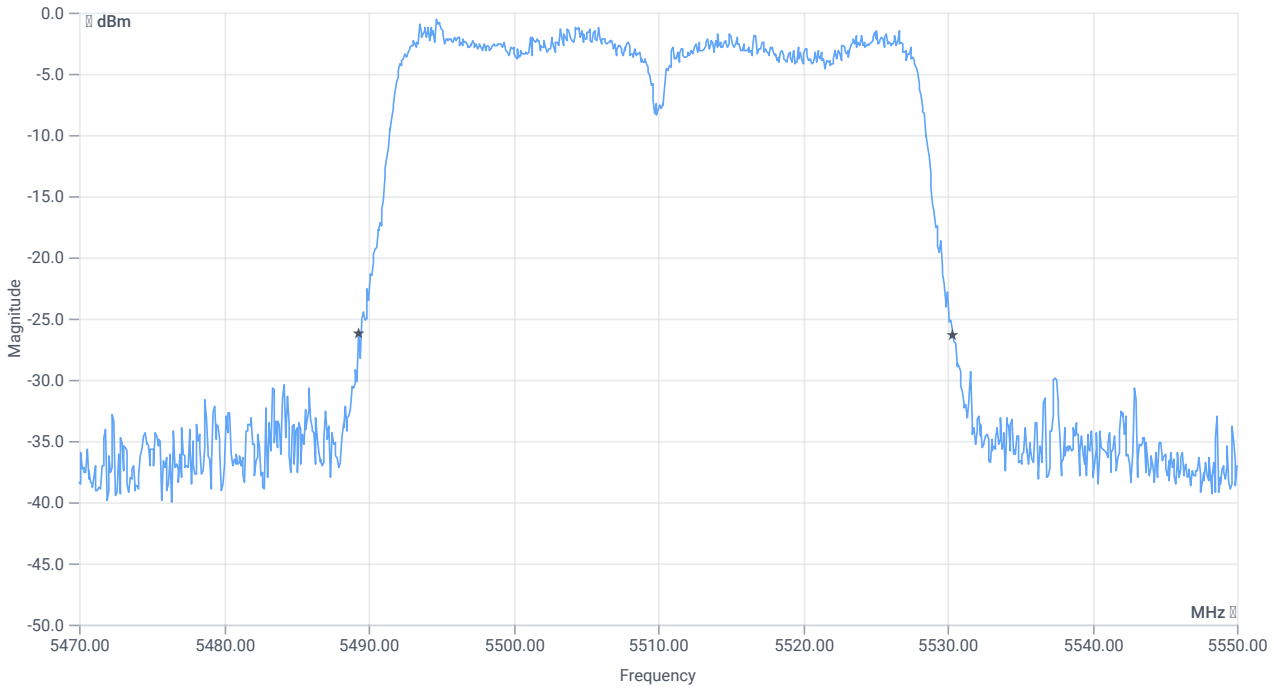

BW 26dB

RESULT

DESCRIPTION	LOWER LIMIT	UPPER LIMIT	MEASURED	UNIT	VERDICT
Bandwidth 26dB	---	---	41.12	MHz	INFO
T1 26dB	---	---	5489.2800	MHz	INFO
T2 26dB	---	---	5530.4000	MHz	INFO

Maximum Output Power

READ SA SETTINGS:

RefLevel [dBm] | RefLevelOffset [dB] | InpAtt [dB]	13.97 | 12.89 | 20
Start [MHz] | Stop [MHz]	5470.000 | 5550.000
RBW [MHz] | VBW [MHz]	1.000000 | 3.000000
Detector | TraceMode	RMS | MAXH
Sweep: time [ms] | count | points per Section | type	5370 | 1 | 161 | SWE

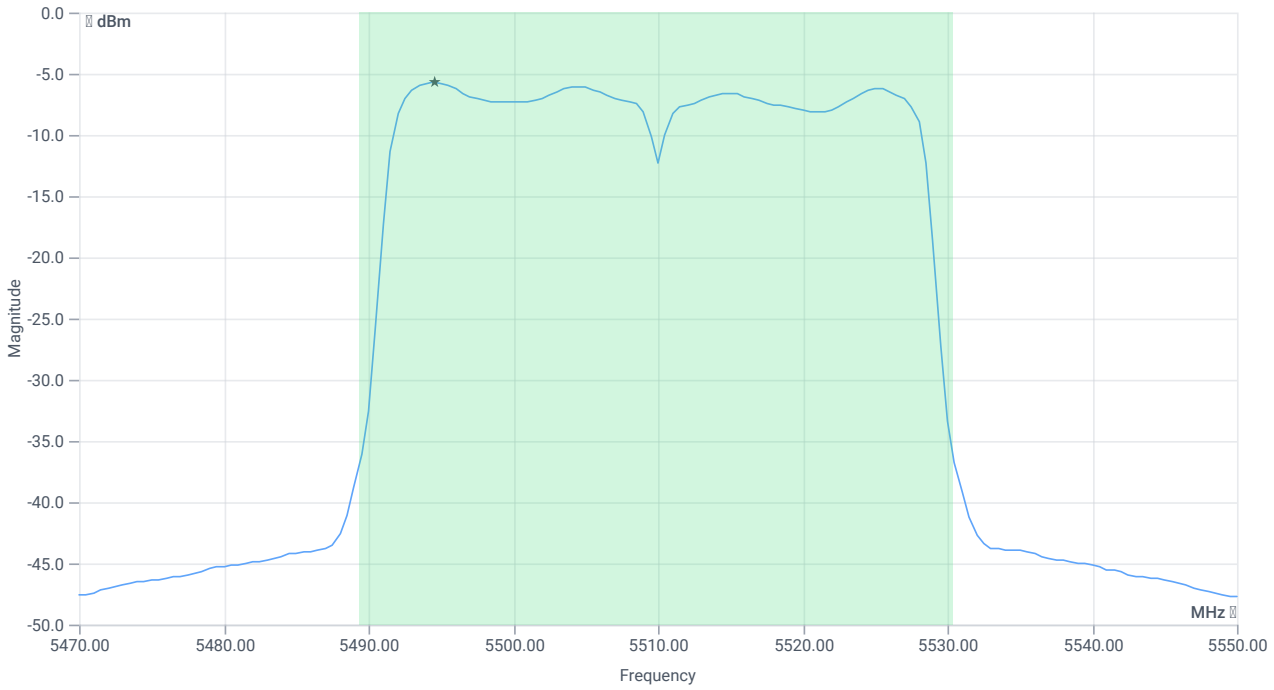

Max OP and PSD

RESULT

CONDUCTED LIMITS FOR MAX ANTENNA GAIN OF 6 D BI					
Description	Lower Limit	Upper Limit	Measured	Unit	Verdict
Max output power cond	---	---	8.28	dBm	INFO
Duty cycle correction	---	---	0	dB	INFO
LIMIT absolute:					
Max output power DC corrected cond	---	24	8.28	dBm	PASS
LIMIT: 11 dBm + 10 log 41.12					
Max output power DC corrected cond	---	27.14	8.28	dBm	PASS
LIMIT absolute eirp (TPC not supported)					
Max output power DC corrected eirp	---	27	8.28	dBm	PASS

Power spectral density

RESULT

CONDUCTED LIMITS FOR MAX ANTENNA GAIN OF 6 D BI					
Description	Lower Limit	Upper Limit	Measured	Unit	Verdict
Power spectral density cond	---	---	-5.69	dBm/1MHz	INFO
Duty cycle correction	---	---	0	dB	INFO

RESULT

CONDUCTED LIMITS FOR MAX ANTENNA GAIN OF 6 D BI					
Power spectral density DC corrected cond	---	11	-5.69	dBm/1MHz	PASS

Verdict
PASS

FCC 15.407 # Max output power and psd ~ WLAN5Gx ac-VHT40 mode U-NII-2C

References

TC start	12.06.2024 08:48:02
Ambit temp [°C] | humidity [rel%]	23.5 | 35
System version	5.0.5.0
Standard | Version	FCC 15.407 | NI
Method	KDB789033 D02, F., E.2.e.
Description	FCC 15.407 Max Output Power & PSD - WLAN5Gx ac-VHT40 mode U-NII-2C
Information	

EUT Common Settings WLAN5Gx

Number of antenna ports	2
User Interaction	No
Device class U-NII-1 (FCC)	AP outdoor
Limit W52 japan	Standard
TPC supported	No
Vehicle use (ISED)	No

Equipment

Signal analyzer,Rohde&Schwarz,FSV-40,1307.9002K40/101042,3.70
Switch matrix,cetecom advanced GmbH,USM,B002,1.0.0

Test Parameter

Technology to test	WLAN5Gx ac-VHT40 mode
EUT port	EUT1
Temperature	nom
Voltage	nom
Frequency low to test	False | Freq [MHz] 5510
Frequency mid to test	True | Freq [MHz] 5590
Frequency high to test	False | Freq [MHz] 5670
Auto control enabled power supply | Climatic Box	No | No
Additional path loss [dB]	0
Full path type	EUT_SA_GEN_SIG
Full path name	EUT1.MP.SIG1/EUT1.SA/EUT1.GEN1/EUT1.GEN2/
Switch bits	00010001:00010001:00000000:00000001

Test at TX 5590 MHz

RESULT: Reference power cond.

DESCRIPTION	LOWER LIMIT	UPPER LIMIT	MEASURED	UNIT	VERDICT
Ref. power 1MHz/1MHz cond.	---	---	2.96	dBm	INFO
Ref. frequency	---	---	5576.410	MHz	INFO

Evaluation max. duty cycle

DUTY CYCLE EVALUATION

DESCRIPTION	LOWER LIMIT	UPPER LIMIT	MEASURED	UNIT	VERDICT
No enough bursts detected, duty cycle burst ratio set to 1					
Duty cycle (burst ratio) max	---	---	1	---	INFO
Duty cycle max	---	---	0	dB	INFO
Duty cycle (burst ratio) min	---	---	1	---	INFO
Duty cycle min	---	---	0	dB	INFO

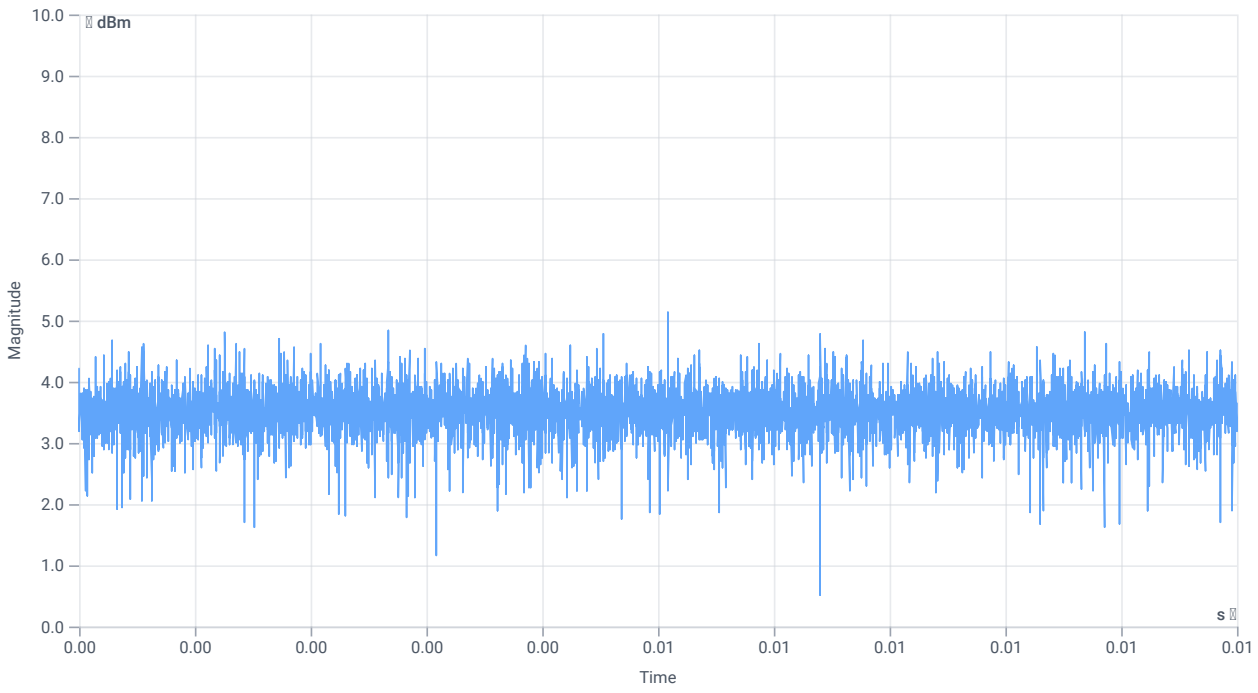

Duty cycle

Evaluation bandwidth

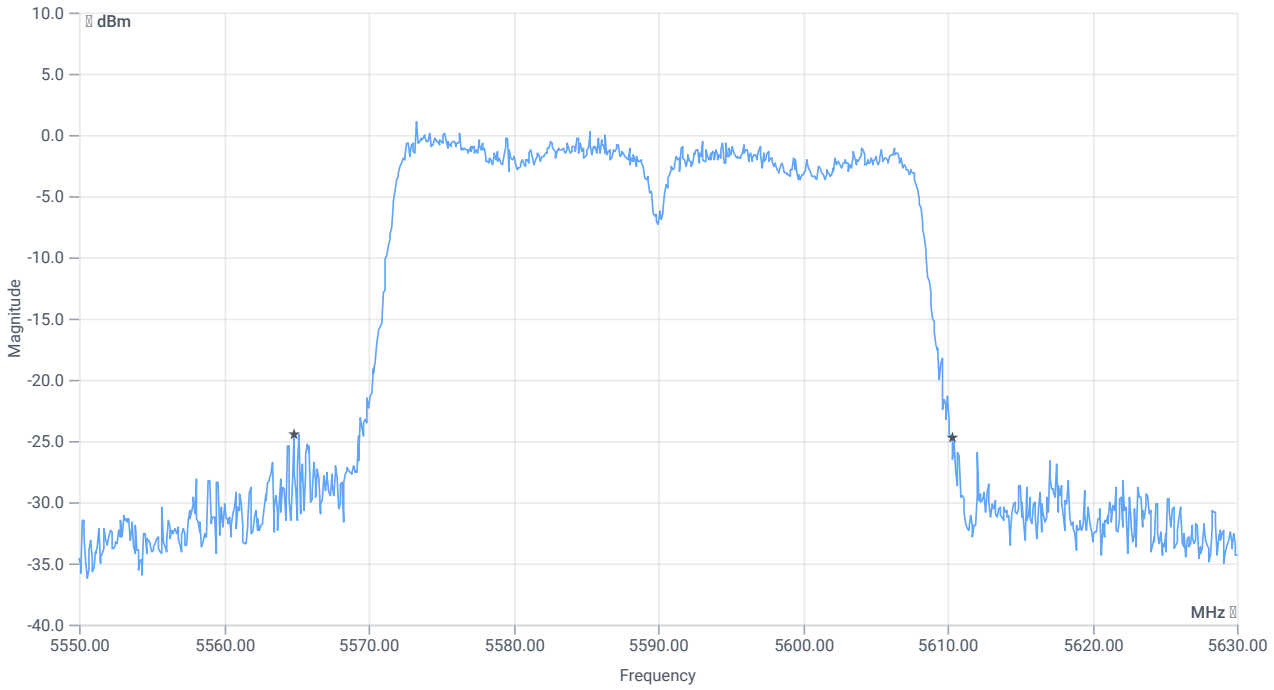

BW 26dB

RESULT

DESCRIPTION	LOWER LIMIT	UPPER LIMIT	MEASURED	UNIT	VERDICT
Bandwidth 26dB	---	---	45.52	MHz	INFO
T1 26dB	---	---	5564.8000	MHz	INFO
T2 26dB	---	---	5610.3200	MHz	INFO

Maximum Output Power

READ SA SETTINGS:

RefLevel [dBm] | RefLevelOffset [dB] | InpAtt [dB]	14.96 | 13.1 | 20
Start [MHz] | Stop [MHz]	5550.000 | 5630.000
RBW [MHz] | VBW [MHz]	1.000000 | 3.000000
Detector | TraceMode	RMS | MAXH
Sweep: time [ms] | count | points per Section | type	5370 | 1 | 161 | SWE

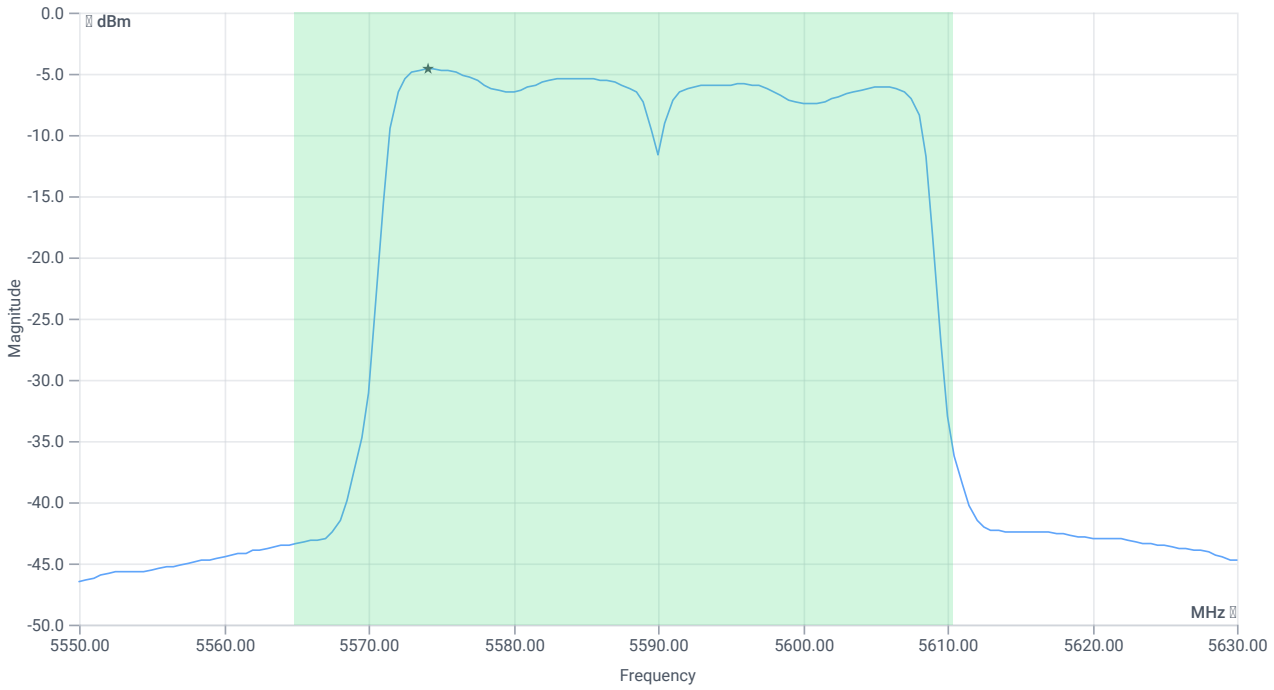

Max OP and PSD

RESULT

CONDUCTED LIMITS FOR MAX ANTENNA GAIN OF 6 D BI					
Description	Lower Limit	Upper Limit	Measured	Unit	Verdict
Max output power cond	---	---	9.25	dBm	INFO
Duty cycle correction	---	---	0	dB	INFO
LIMIT absolute:					
Max output power DC corrected cond	---	24	9.25	dBm	PASS
LIMIT: 11 dBm + 10 log 45.52					
Max output power DC corrected cond	---	27.58	9.25	dBm	PASS
LIMIT absolute eirp (TPC not supported)					
Max output power DC corrected eirp	---	27	9.25	dBm	PASS

Power spectral density

RESULT

CONDUCTED LIMITS FOR MAX ANTENNA GAIN OF 6 D BI					
Description	Lower Limit	Upper Limit	Measured	Unit	Verdict
Power spectral density cond	---	---	-4.64	dBm/1MHz	INFO
Duty cycle correction	---	---	0	dB	INFO

RESULT

CONDUCTED LIMITS FOR MAX ANTENNA GAIN OF 6 D BI					
Power spectral density DC corrected cond	---	11	-4.64	dBm/1MHz	PASS

Verdict
PASS

FCC 15.407 # Max output power and psd ~ WLAN5Gx ac-VHT40 mode U-NII-2C

References

TC start	12.06.2024 09:00:10
Ambit temp [°C] | humidity [rel%]	23.6 | 35
System version	5.0.5.0
Standard | Version	FCC 15.407 | NI
Method	KDB789033 D02, F., E.2.e.
Description	FCC 15.407 Max Output Power & PSD - WLAN5Gx ac-VHT40 mode U-NII-2C
Information	

EUT Common Settings WLAN5Gx

Number of antenna ports	2
User Interaction	No
Device class U-NII-1 (FCC)	AP outdoor
Limit W52 japan	Standard
TPC supported	No
Vehicle use (ISED)	No

Equipment

Signal analyzer,Rohde&Schwarz,FSV-40,1307.9002K40/101042,3.70
Switch matrix,cetecom advanced GmbH,USM,B002,1.0.0

Test Parameter

Technology to test	WLAN5Gx ac-VHT40 mode
EUT port	EUT1
Temperature	nom
Voltage	nom
Frequency low to test	False | Freq [MHz] 5510
Frequency mid to test	False | Freq [MHz] 5590
Frequency high to test	True | Freq [MHz] 5670
Auto control enabled power supply | Climatic Box	No | No
Additional path loss [dB]	0
Full path type	EUT_SA_GEN_SIG
Full path name	EUT1.MP.SIG1/EUT1.SA/EUT1.GEN1/EUT1.GEN2/
Switch bits	00010001:00010001:00000000:00000001

Test at TX 5670 MHz

RESULT: Reference power cond.

DESCRIPTION	LOWER LIMIT	UPPER LIMIT	MEASURED	UNIT	VERDICT
Ref. power 1MHz/1MHz cond.	---	---	1.11	dBm	INFO
Ref. frequency	---	---	5684.790	MHz	INFO

Evaluation max. duty cycle

DUTY CYCLE EVALUATION

DESCRIPTION	LOWER LIMIT	UPPER LIMIT	MEASURED	UNIT	VERDICT
No enough bursts detected, duty cycle burst ratio set to 1					
Duty cycle (burst ratio) max	---	---	1	---	INFO
Duty cycle max	---	---	0	dB	INFO
Duty cycle (burst ratio) min	---	---	1	---	INFO
Duty cycle min	---	---	0	dB	INFO

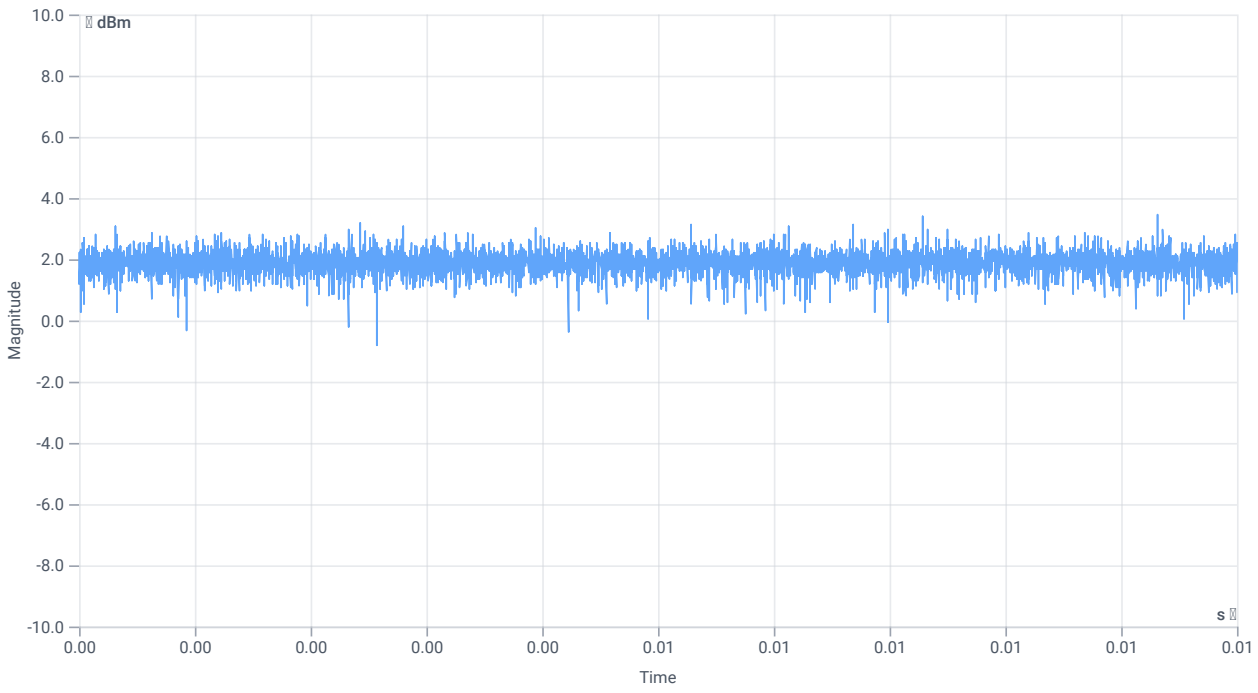

Duty cycle

Evaluation bandwidth

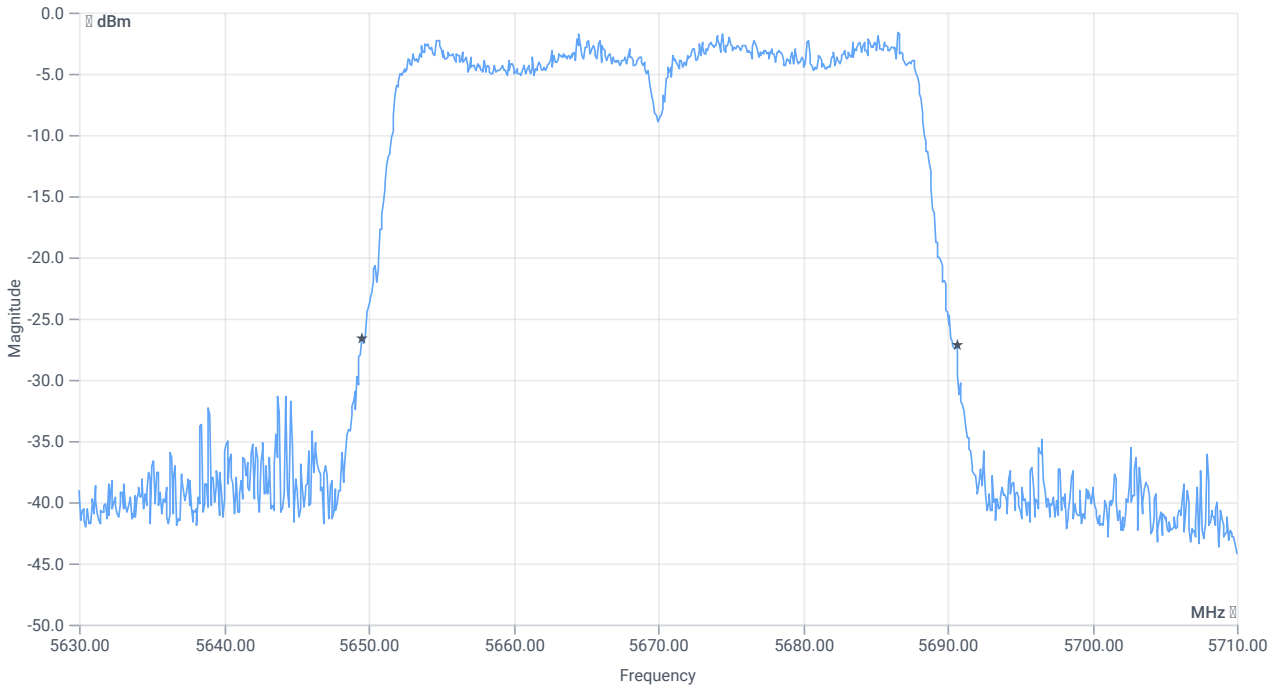

BW 26dB

RESULT

DESCRIPTION	LOWER LIMIT	UPPER LIMIT	MEASURED	UNIT	VERDICT
Bandwidth 26dB	---	---	41.12	MHz	INFO
T1 26dB	---	---	5649.5200	MHz	INFO
T2 26dB	---	---	5690.6400	MHz	INFO

Maximum Output Power

READ SA SETTINGS:

RefLevel [dBm] | RefLevelOffset [dB] | InpAtt [dB]	13.11 | 12.81 | 15
Start [MHz] | Stop [MHz]	5630.000 | 5710.000
RBW [MHz] | VBW [MHz]	1.000000 | 3.000000
Detector | TraceMode	RMS | MAXH
Sweep: time [ms] | count | points per Section | type	5370 | 1 | 161 | SWE

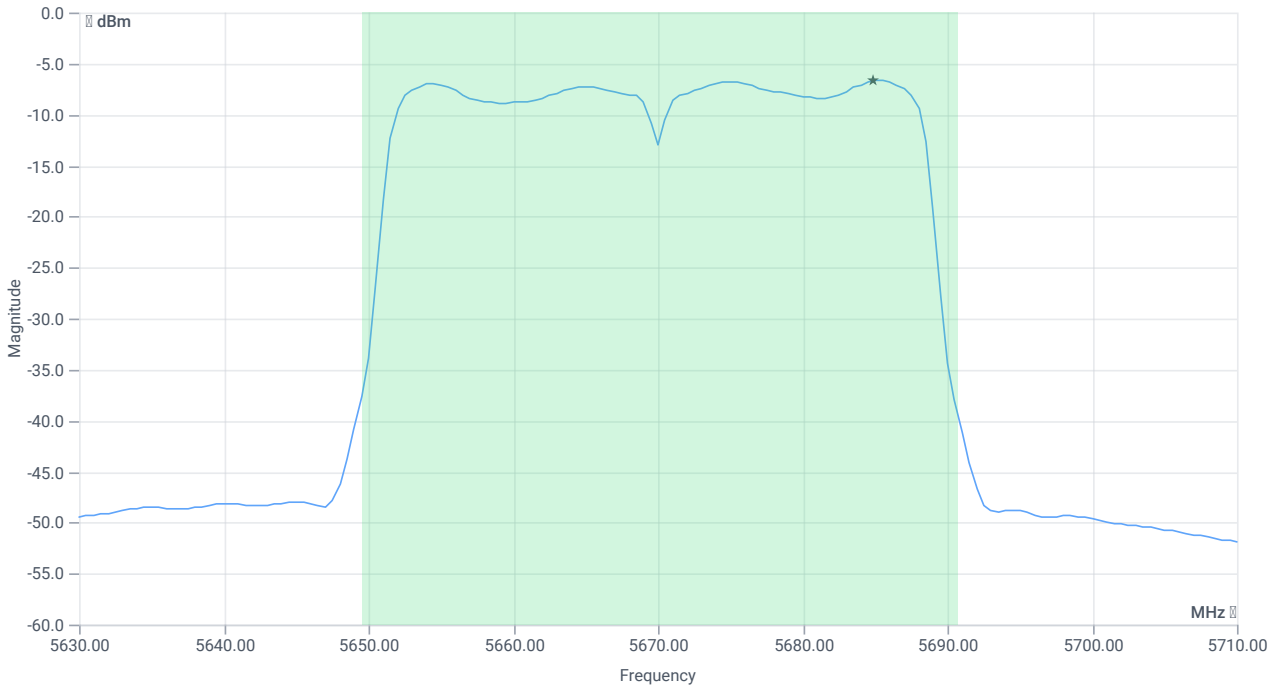

Max OP and PSD

RESULT

CONDUCTED LIMITS FOR MAX ANTENNA GAIN OF 6 D BI					
Description	Lower Limit	Upper Limit	Measured	Unit	Verdict
Max output power cond	---	---	7.51	dBm	INFO
Duty cycle correction	---	---	0	dB	INFO
LIMIT absolute:					
Max output power DC corrected cond	---	24	7.51	dBm	PASS
LIMIT: 11 dBm + 10 log 41.12					
Max output power DC corrected cond	---	27.14	7.51	dBm	PASS
LIMIT absolute eirp (TPC not supported)					
Max output power DC corrected eirp	---	27	7.51	dBm	PASS

Power spectral density

RESULT

CONDUCTED LIMITS FOR MAX ANTENNA GAIN OF 6 D BI					
Description	Lower Limit	Upper Limit	Measured	Unit	Verdict
Power spectral density cond	---	---	-6.69	dBm/1MHz	INFO
Duty cycle correction	---	---	0	dB	INFO

RESULT

CONDUCTED LIMITS FOR MAX ANTENNA GAIN OF 6 D BI					
Power spectral density DC corrected cond	---	11	-6.69	dBm/1MHz	PASS

Verdict
PASS

FCC 15.407 # Max output power and psd ~ WLAN5Gx ac-VHT40 mode U-NII-2C

References

TC start	12.06.2024 12:20:37
Ambit temp [°C] | humidity [rel%]	24.9 | 30
System version	5.0.5.0
Standard | Version	FCC 15.407 | NI
Method	KDB789033 D02, F., E.2.e.
Description	FCC 15.407 Max Output Power & PSD - WLAN5Gx ac-VHT40 mode U-NII-2C
Information	

EUT Common Settings WLAN5Gx

Number of antenna ports	2
User Interaction	No
Device class U-NII-1 (FCC)	AP outdoor
Limit W52 japan	Standard
TPC supported	No
Vehicle use (ISED)	No

Equipment

Signal analyzer,Rohde&Schwarz,FSV-40,1307.9002K40/101042,3.70
Switch matrix,cetecom advanced GmbH,USM,B002,1.0.0

Test Parameter

Technology to test	WLAN5Gx ac-VHT40 mode
EUT port	EUT2
Temperature	nom
Voltage	nom
Frequency low to test	True | Freq [MHz] 5510
Frequency mid to test	False | Freq [MHz] 5590
Frequency high to test	False | Freq [MHz] 5670
Auto control enabled power supply | Climatic Box	No | No
Additional path loss [dB]	0
Full path type	EUT_SA_GEN_SIG
Full path name	EUT2.MP.SIG1/EUT2.SA/EUT2.GEN1/EUT2.GEN2/
Switch bits	00100010:00010001:00000000:00000001

Test at TX 5510 MHz

RESULT: Reference power cond.

DESCRIPTION	LOWER LIMIT	UPPER LIMIT	MEASURED	UNIT	VERDICT
Ref. power 1MHz/1MHz cond.	---	---	3.69	dBm	INFO
Ref. frequency	---	---	5525.580	MHz	INFO

Evaluation max. duty cycle

DUTY CYCLE EVALUATION

DESCRIPTION	LOWER LIMIT	UPPER LIMIT	MEASURED	UNIT	VERDICT
No enough bursts detected, duty cycle burst ratio set to 1					
Duty cycle (burst ratio) max	---	---	1	---	INFO
Duty cycle max	---	---	0	dB	INFO
Duty cycle (burst ratio) min	---	---	1	---	INFO
Duty cycle min	---	---	0	dB	INFO

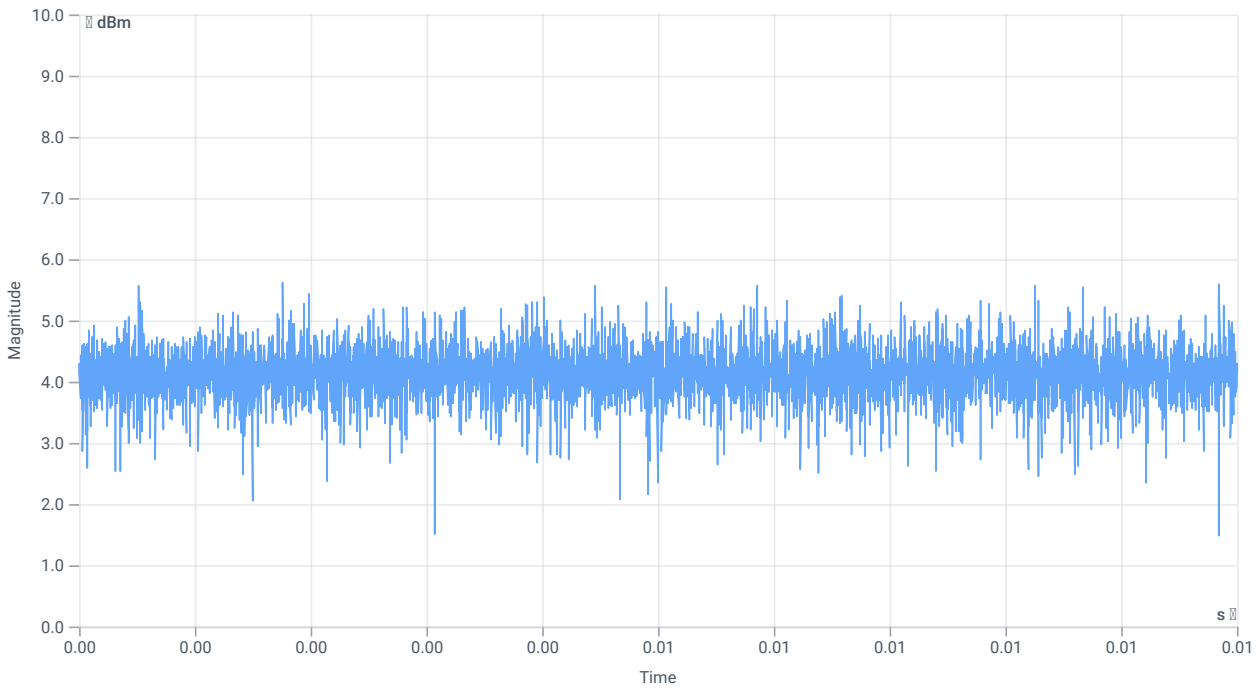

Duty cycle

Evaluation bandwidth

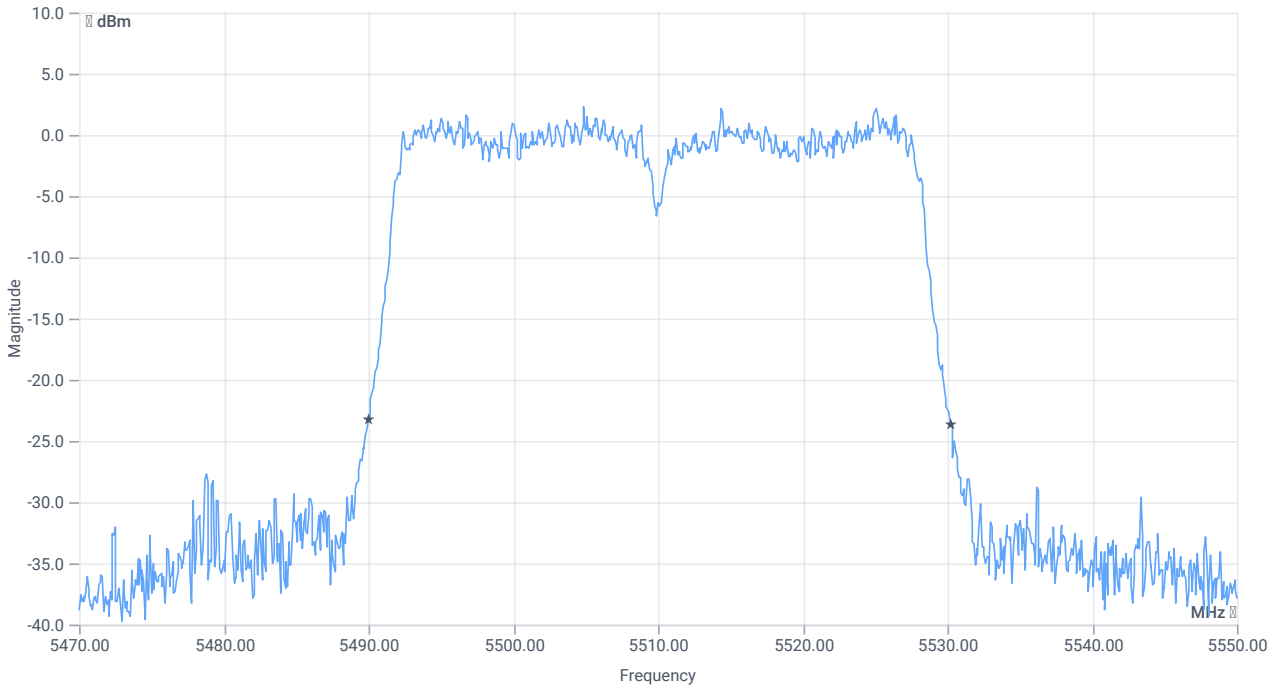

BW 26dB

RESULT

DESCRIPTION	LOWER LIMIT	UPPER LIMIT	MEASURED	UNIT	VERDICT
Bandwidth 26dB	---	---	40.24	MHz	INFO
T1 26dB	---	---	5490.0000	MHz	INFO
T2 26dB	---	---	5530.2400	MHz	INFO

Maximum Output Power

READ SA SETTINGS:

RefLevel [dBm] | RefLevelOffset [dB] | InpAtt [dB]	15.69 | 12.77 | 20
Start [MHz] | Stop [MHz]	5470.000 | 5550.000
RBW [MHz] | VBW [MHz]	1.000000 | 3.000000
Detector | TraceMode	RMS | MAXH
Sweep: time [ms] | count | points per Section | type	5370 | 1 | 161 | SWE

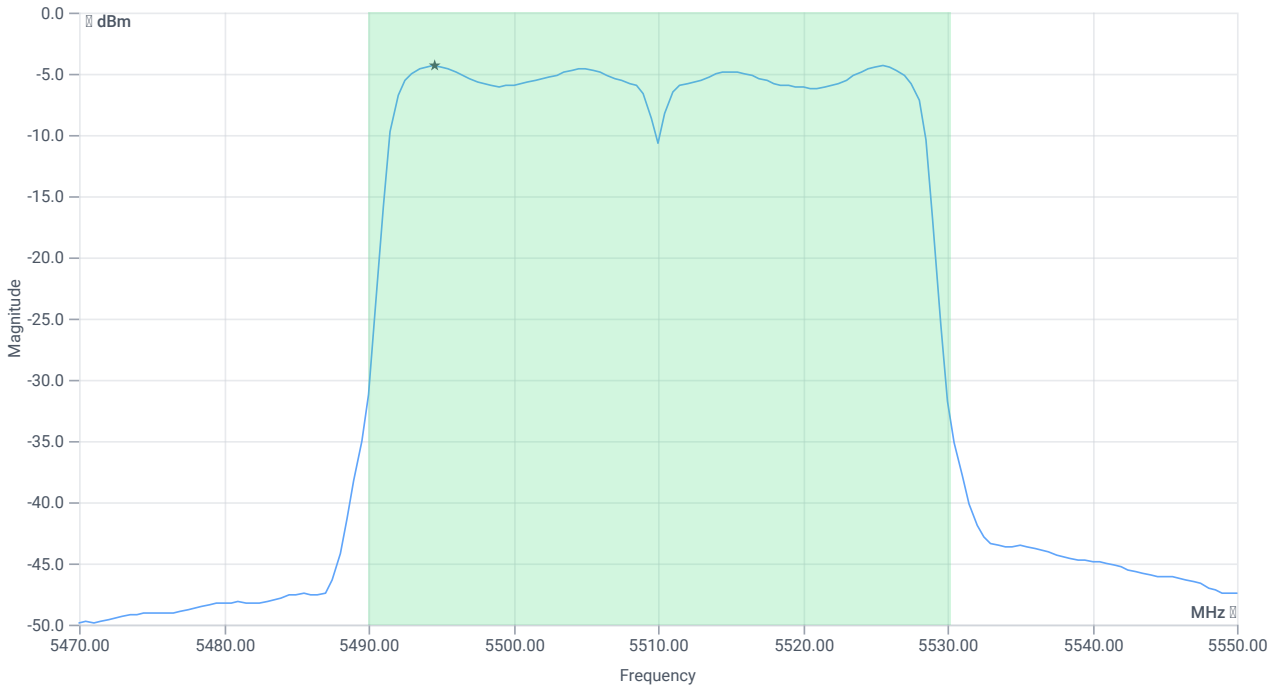

Max OP and PSD

RESULT

CONDUCTED LIMITS FOR MAX ANTENNA GAIN OF 6 D BI					
Description	Lower Limit	Upper Limit	Measured	Unit	Verdict
Max output power cond	---	---	9.92	dBm	INFO
Duty cycle correction	---	---	0	dB	INFO
LIMIT absolute:					
Max output power DC corrected cond	---	24	9.92	dBm	PASS
LIMIT: 11 dBm + 10 log 40.24					
Max output power DC corrected cond	---	27.05	9.92	dBm	PASS
LIMIT absolute eirp (TPC not supported)					
Max output power DC corrected eirp	---	27	9.92	dBm	PASS

Power spectral density

RESULT

CONDUCTED LIMITS FOR MAX ANTENNA GAIN OF 6 D BI					
Description	Lower Limit	Upper Limit	Measured	Unit	Verdict
Power spectral density cond	---	---	-4.37	dBm/1MHz	INFO
Duty cycle correction	---	---	0	dB	INFO

RESULT

CONDUCTED LIMITS FOR MAX ANTENNA GAIN OF 6 D BI					
Power spectral density DC corrected cond	---	11	-4.37	dBm/1MHz	PASS

Verdict
PASS

FCC 15.407 # Max output power and psd ~ WLAN5Gx ac-VHT40 mode U-NII-2C

References

TC start	12.06.2024 12:28:47
Ambit temp [°C] | humidity [rel%]	24.9 | 30
System version	5.0.5.0
Standard | Version	FCC 15.407 | NI
Method	KDB789033 D02, F., E.2.e.
Description	FCC 15.407 Max Output Power & PSD - WLAN5Gx ac-VHT40 mode U-NII-2C
Information	

EUT Common Settings WLAN5Gx

Number of antenna ports	2
User Interaction	No
Device class U-NII-1 (FCC)	AP outdoor
Limit W52 japan	Standard
TPC supported	No
Vehicle use (ISED)	No

Equipment

Signal analyzer,Rohde&Schwarz,FSV-40,1307.9002K40/101042,3.70
Switch matrix,cetecom advanced GmbH,USM,B002,1.0.0

Test Parameter

Technology to test	WLAN5Gx ac-VHT40 mode
EUT port	EUT2
Temperature	nom
Voltage	nom
Frequency low to test	False | Freq [MHz] 5510
Frequency mid to test	True | Freq [MHz] 5590
Frequency high to test	False | Freq [MHz] 5670
Auto control enabled power supply | Climatic Box	No | No
Additional path loss [dB]	0
Full path type	EUT_SA_GEN_SIG
Full path name	EUT2.MP.SIG1/EUT2.SA/EUT2.GEN1/EUT2.GEN2/
Switch bits	00100010:00010001:00000000:00000001

Test at TX 5590 MHz

RESULT: Reference power cond.

DESCRIPTION	LOWER LIMIT	UPPER LIMIT	MEASURED	UNIT	VERDICT
Ref. power 1MHz/1MHz cond.	---	---	4.45	dBm	INFO
Ref. frequency	---	---	5595.190	MHz	INFO

Evaluation max. duty cycle

DUTY CYCLE EVALUATION

DESCRIPTION	LOWER LIMIT	UPPER LIMIT	MEASURED	UNIT	VERDICT
No enough bursts detected, duty cycle burst ratio set to 1					
Duty cycle (burst ratio) max	---	---	1	---	INFO
Duty cycle max	---	---	0	dB	INFO
Duty cycle (burst ratio) min	---	---	1	---	INFO
Duty cycle min	---	---	0	dB	INFO

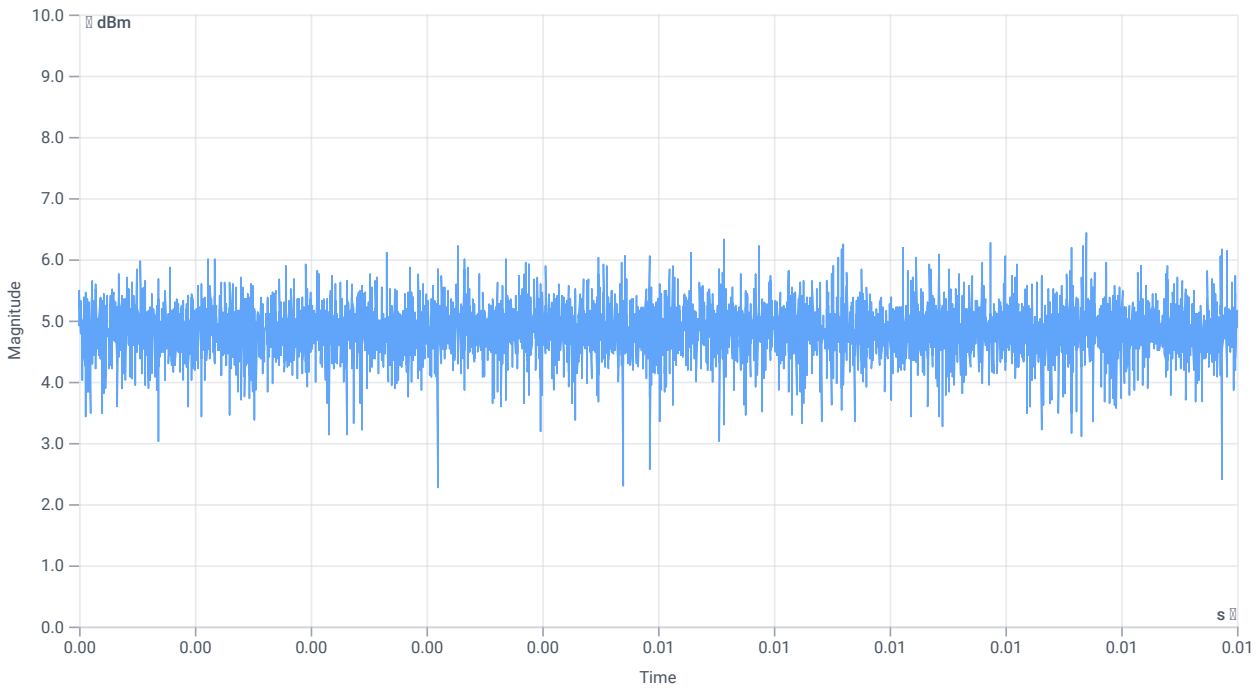

Duty cycle

Evaluation bandwidth

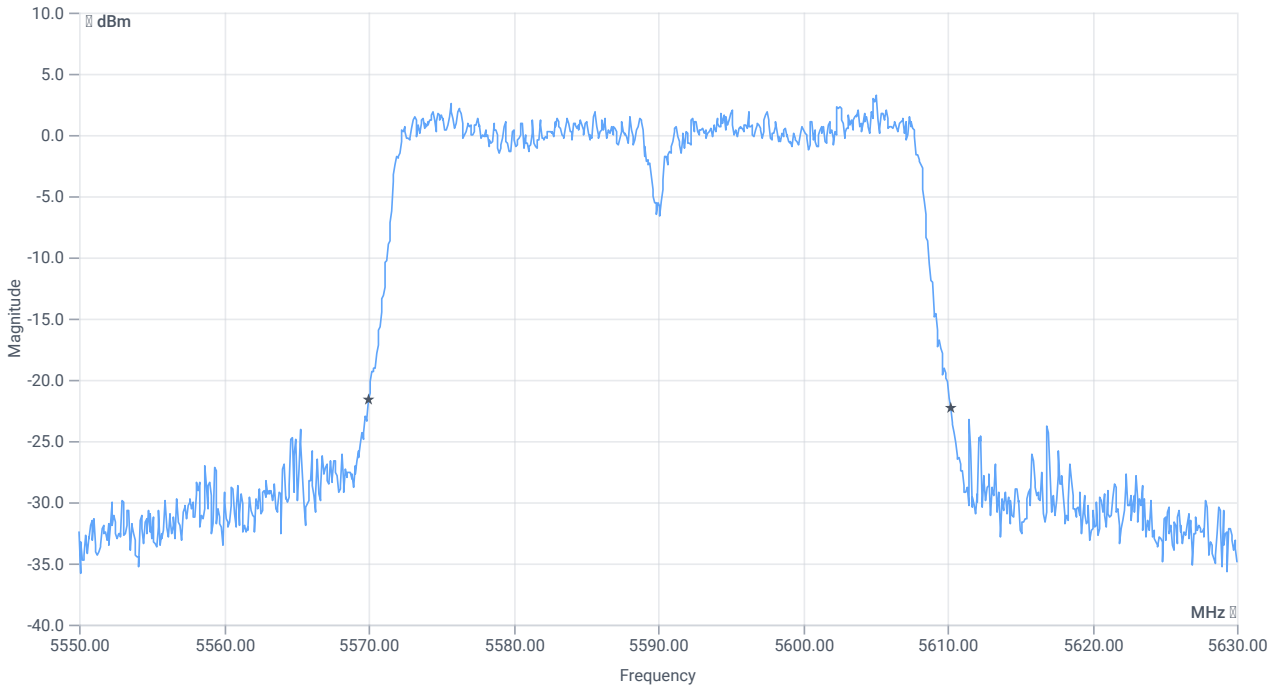

BW 26dB

RESULT

DESCRIPTION	LOWER LIMIT	UPPER LIMIT	MEASURED	UNIT	VERDICT
Bandwidth 26dB	---	---	40.24	MHz	INFO
T1 26dB	---	---	5570.0000	MHz	INFO
T2 26dB	---	---	5610.2400	MHz	INFO

Maximum Output Power

READ SA SETTINGS:

RefLevel [dBm] | RefLevelOffset [dB] | InpAtt [dB]	16.45 | 12.81 | 20
Start [MHz] | Stop [MHz]	5550.000 | 5630.000
RBW [MHz] | VBW [MHz]	1.000000 | 3.000000
Detector | TraceMode	RMS | MAXH
Sweep: time [ms] | count | points per Section | type	5370 | 1 | 161 | SWE

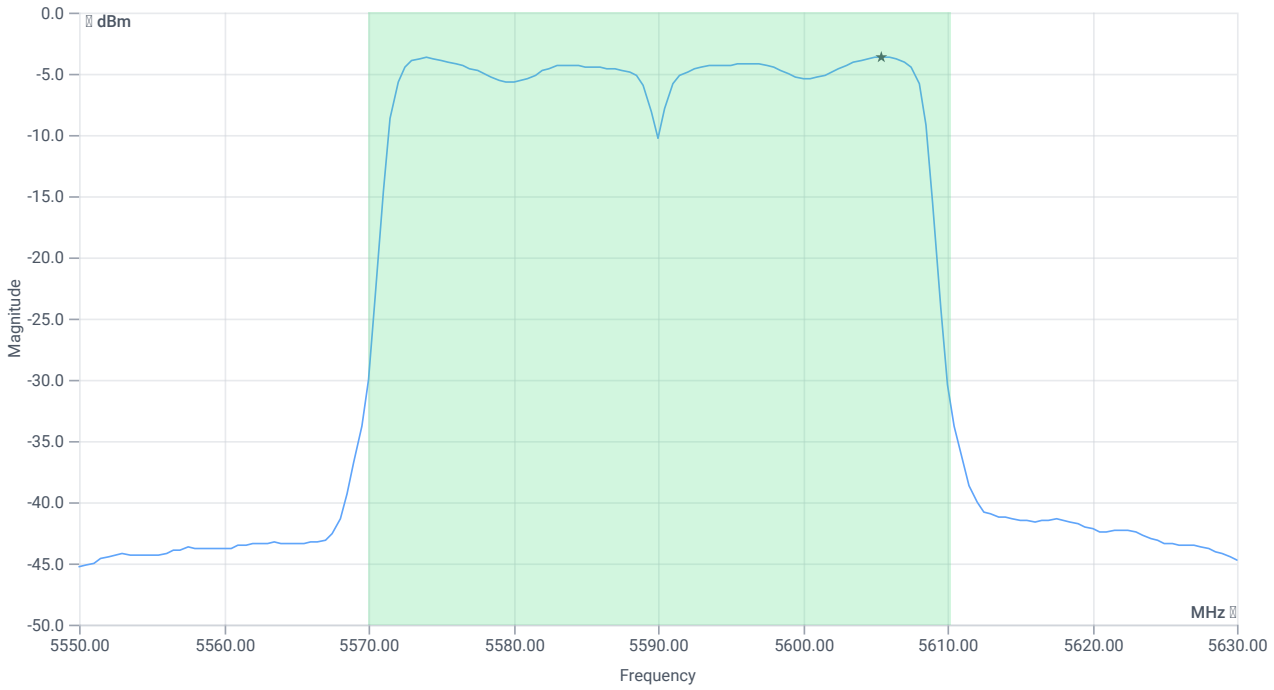

Max OP and PSD

RESULT

CONDUCTED LIMITS FOR MAX ANTENNA GAIN OF 6 D BI					
Description	Lower Limit	Upper Limit	Measured	Unit	Verdict
Max output power cond	---	---	10.69	dBm	INFO
Duty cycle correction	---	---	0	dB	INFO
LIMIT absolute:					
Max output power DC corrected cond	---	24	10.69	dBm	PASS
LIMIT: 11 dBm + 10 log 40.24					
Max output power DC corrected cond	---	27.05	10.69	dBm	PASS
LIMIT absolute eirp (TPC not supported)					
Max output power DC corrected eirp	---	27	10.69	dBm	PASS

Power spectral density

RESULT

CONDUCTED LIMITS FOR MAX ANTENNA GAIN OF 6 D BI					
Description	Lower Limit	Upper Limit	Measured	Unit	Verdict
Power spectral density cond	---	---	-3.68	dBm/1MHz	INFO
Duty cycle correction	---	---	0	dB	INFO

RESULT

CONDUCTED LIMITS FOR MAX ANTENNA GAIN OF 6 D BI					
Power spectral density DC corrected cond	---	11	-3.68	dBm/1MHz	PASS

Verdict
PASS

FCC 15.407 # Max output power and psd ~ WLAN5Gx ac-VHT40 mode U-NII-2C

References

TC start	12.06.2024 12:48:28
Ambit temp [°C] | humidity [rel%]	25.1 | 30
System version	5.0.5.0
Standard | Version	FCC 15.407 | NI
Method	KDB789033 D02, F., E.2.e.
Description	FCC 15.407 Max Output Power & PSD - WLAN5Gx ac-VHT40 mode U-NII-2C
Information	

EUT Common Settings WLAN5Gx

Number of antenna ports	2
User Interaction	No
Device class U-NII-1 (FCC)	AP outdoor
Limit W52 japan	Standard
TPC supported	No
Vehicle use (ISED)	No

Equipment

Signal analyzer,Rohde&Schwarz,FSV-40,1307.9002K40/101042,3.70
Switch matrix,cetecom advanced GmbH,USM,B002,1.0.0

Test Parameter

Technology to test	WLAN5Gx ac-VHT40 mode
EUT port	EUT2
Temperature	nom
Voltage	nom
Frequency low to test	False | Freq [MHz] 5510
Frequency mid to test	False | Freq [MHz] 5590
Frequency high to test	True | Freq [MHz] 5670
Auto control enabled power supply | Climatic Box	No | No
Additional path loss [dB]	0
Full path type	EUT_SA_GEN_SIG
Full path name	EUT2.MP.SIG1/EUT2.SA/EUT2.GEN1/EUT2.GEN2/
Switch bits	00100010:00010001:00000000:00000001

Test at TX 5670 MHz

RESULT: Reference power cond.

DESCRIPTION	LOWER LIMIT	UPPER LIMIT	MEASURED	UNIT	VERDICT
Ref. power 1MHz/1MHz cond.	---	---	1.71	dBm	INFO
Ref. frequency	---	---	5664.010	MHz	INFO

Evaluation max. duty cycle

DUTY CYCLE EVALUATION

DESCRIPTION	LOWER LIMIT	UPPER LIMIT	MEASURED	UNIT	VERDICT
No enough bursts detected, duty cycle burst ratio set to 1					
Duty cycle (burst ratio) max	---	---	1	---	INFO
Duty cycle max	---	---	0	dB	INFO
Duty cycle (burst ratio) min	---	---	1	---	INFO
Duty cycle min	---	---	0	dB	INFO

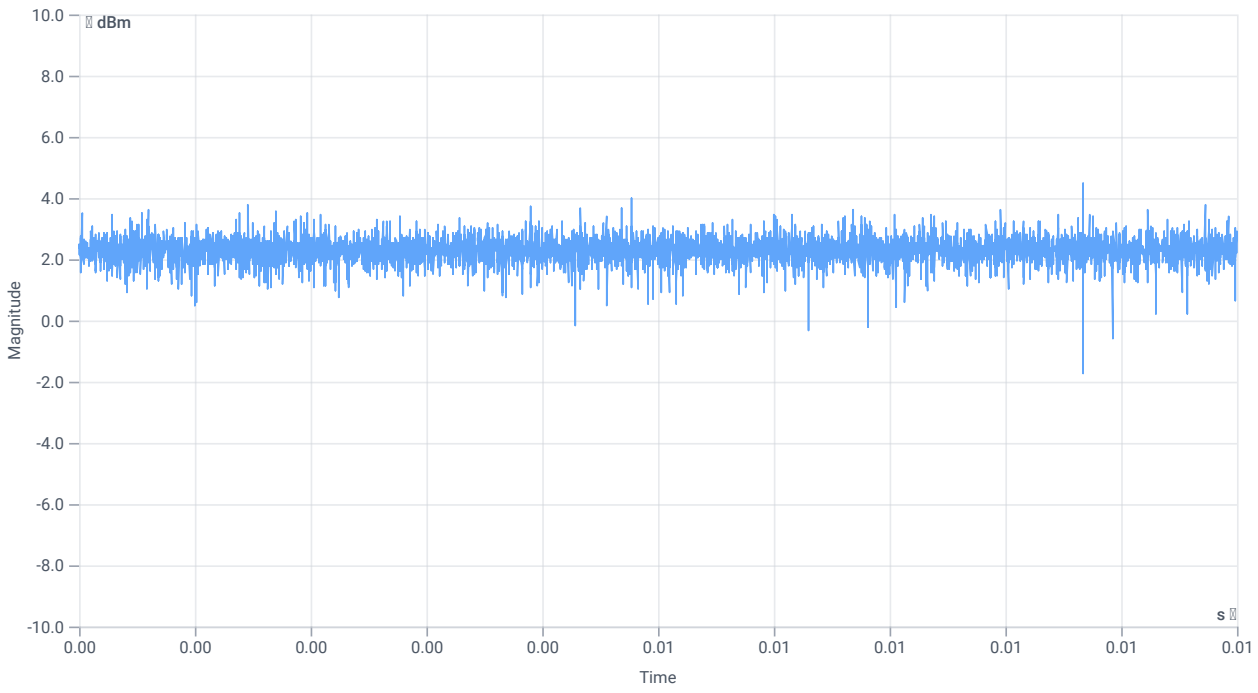

Duty cycle

Evaluation bandwidth

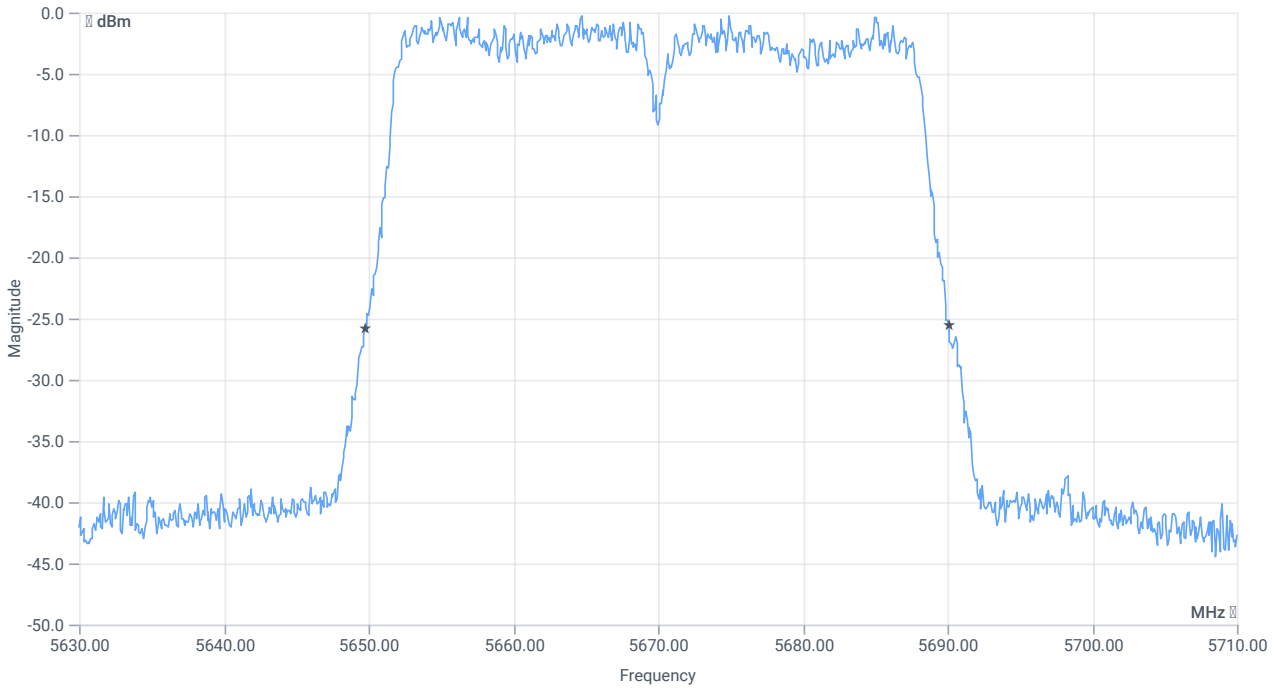

BW 26dB

RESULT

DESCRIPTION	LOWER LIMIT	UPPER LIMIT	MEASURED	UNIT	VERDICT
Bandwidth 26dB	---	---	40.32	MHz	INFO
T1 26dB	---	---	5649.7600	MHz	INFO
T2 26dB	---	---	5690.0800	MHz	INFO

Maximum Output Power

READ SA SETTINGS:

RefLevel [dBm] | RefLevelOffset [dB] | InpAtt [dB]	13.71 | 12.68 | 20
Start [MHz] | Stop [MHz]	5630.000 | 5710.000
RBW [MHz] | VBW [MHz]	1.000000 | 3.000000
Detector | TraceMode	RMS | MAXH
Sweep: time [ms] | count | points per Section | type	5370 | 1 | 161 | SWE

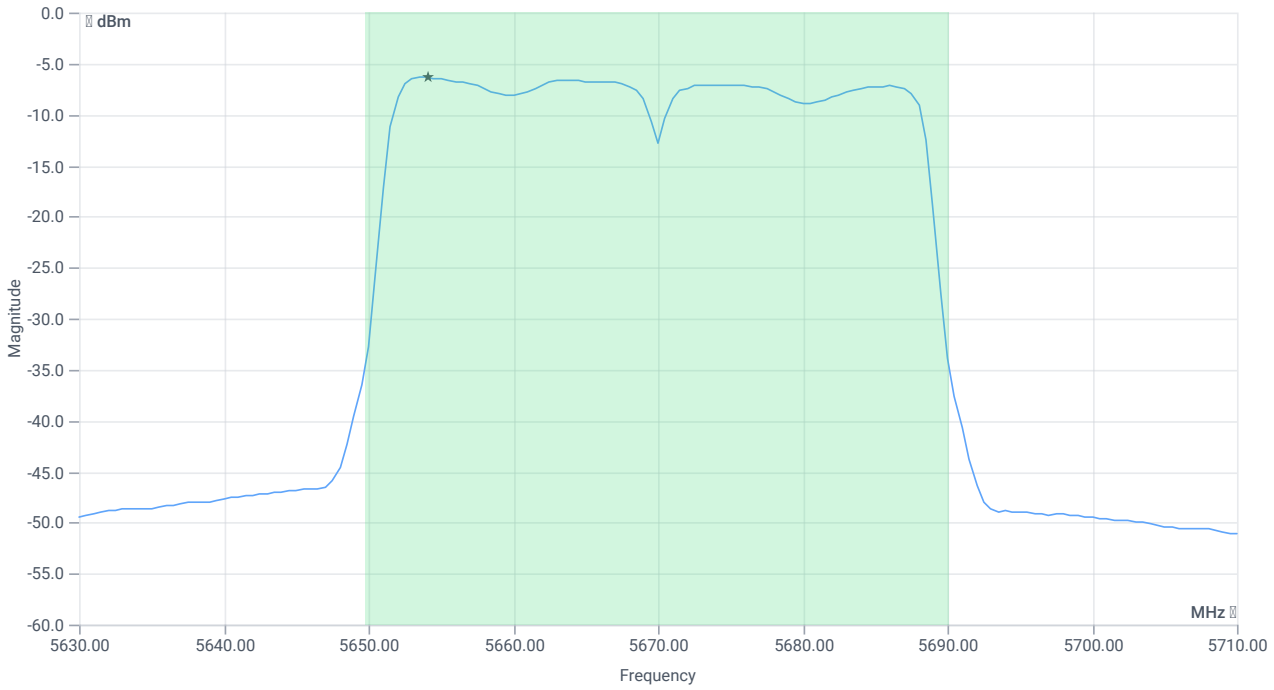

Max OP and PSD

RESULT

CONDUCTED LIMITS FOR MAX ANTENNA GAIN OF 6 D BI					
Description	Lower Limit	Upper Limit	Measured	Unit	Verdict
Max output power cond	---	---	7.9	dBm	INFO
Duty cycle correction	---	---	0	dB	INFO
LIMIT absolute:					
Max output power DC corrected cond	---	24	7.9	dBm	PASS
LIMIT: 11 dBm + 10 log 40.32					
Max output power DC corrected cond	---	27.06	7.9	dBm	PASS
LIMIT absolute eirp (TPC not supported)					
Max output power DC corrected eirp	---	27	7.9	dBm	PASS

Power spectral density

RESULT

CONDUCTED LIMITS FOR MAX ANTENNA GAIN OF 6 D BI					
Description	Lower Limit	Upper Limit	Measured	Unit	Verdict
Power spectral density cond	---	---	-6.33	dBm/1MHz	INFO
Duty cycle correction	---	---	0	dB	INFO

RESULT

CONDUCTED LIMITS FOR MAX ANTENNA GAIN OF 6 D BI					
Power spectral density DC corrected cond	---	11	-6.33	dBm/1MHz	PASS

Verdict
PASS

FCC 15.407 # Max output power and psd ~ WLAN5Gx ac-VHT80 mode U-NII-2C

References

TC start	12.06.2024 09:11:18
Ambit temp [°C] | humidity [rel%]	23.7 | 35
System version	5.0.5.0
Standard | Version	FCC 15.407 | NI
Method	KDB789033 D02, F., E.2.e.
Description	FCC 15.407 Max Output Power & PSD - WLAN5Gx ac-VHT80 mode U-NII-2C
Information	

EUT Common Settings WLAN5Gx

Number of antenna ports	2
User Interaction	No
Device class U-NII-1 (FCC)	AP outdoor
Limit W52 japan	Standard
TPC supported	No
Vehicle use (ISED)	No

Equipment

Signal analyzer,Rohde&Schwarz,FSV-40,1307.9002K40/101042,3.70
Switch matrix,cetecom advanced GmbH,USM,B002,1.0.0

Test Parameter

Technology to test	WLAN5Gx ac-VHT80 mode
EUT port	EUT1
Temperature	nom
Voltage	nom
Frequency low to test	True | Freq [MHz] 5530
Frequency mid to test	False | Freq [MHz] 5610
Frequency high to test	False | Freq [MHz] 5690
Auto control enabled power supply | Climatic Box	No | No
Additional path loss [dB]	0
Full path type	EUT_SA_GEN_SIG
Full path name	EUT1.MP.SIG1/EUT1.SA/EUT1.GEN1/EUT1.GEN2/
Switch bits	00010001:00010001:00000000:00000001

Test at TX 5530 MHz

RESULT: Reference power cond.

DESCRIPTION	LOWER LIMIT	UPPER LIMIT	MEASURED	UNIT	VERDICT
Ref. power 1MHz/1MHz cond.	---	---	-4.04	dBm	INFO
Ref. frequency	---	---	5504.830	MHz	INFO

Evaluation max. duty cycle

DUTY CYCLE EVALUATION

DESCRIPTION	LOWER LIMIT	UPPER LIMIT	MEASURED	UNIT	VERDICT
No enough bursts detected, duty cycle burst ratio set to 1					
Duty cycle (burst ratio) max	---	---	1	---	INFO
Duty cycle max	---	---	0	dB	INFO
Duty cycle (burst ratio) min	---	---	1	---	INFO
Duty cycle min	---	---	0	dB	INFO

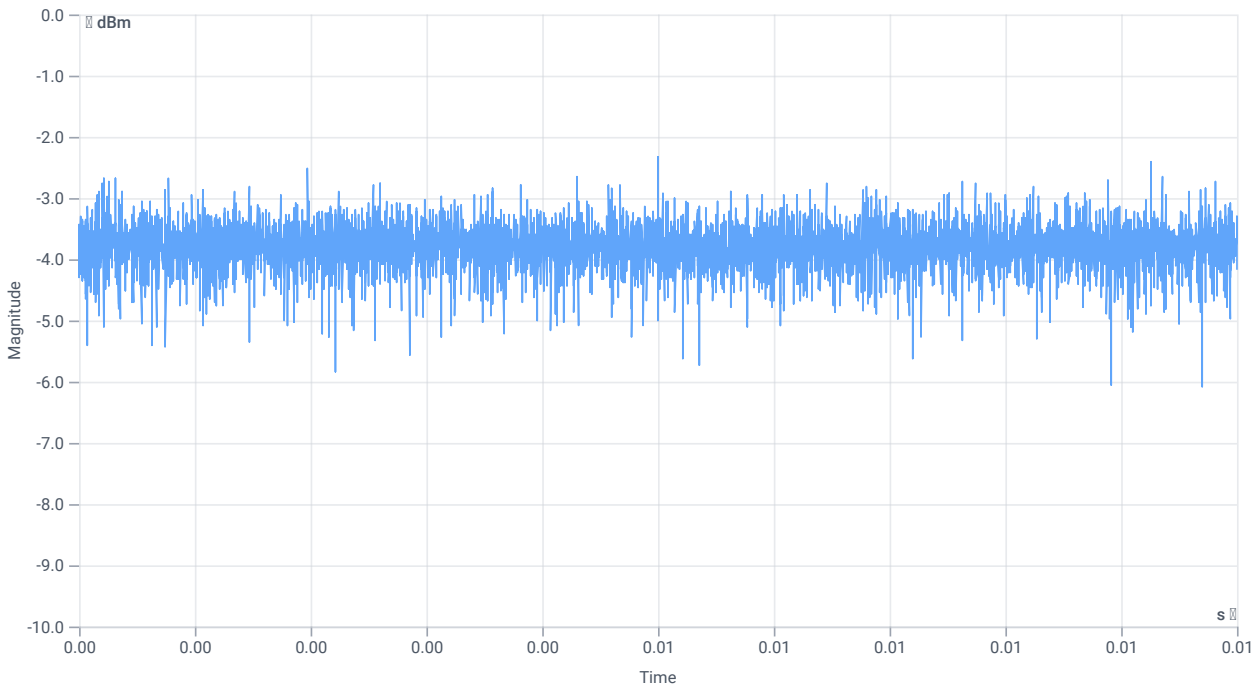

Duty cycle

Evaluation bandwidth

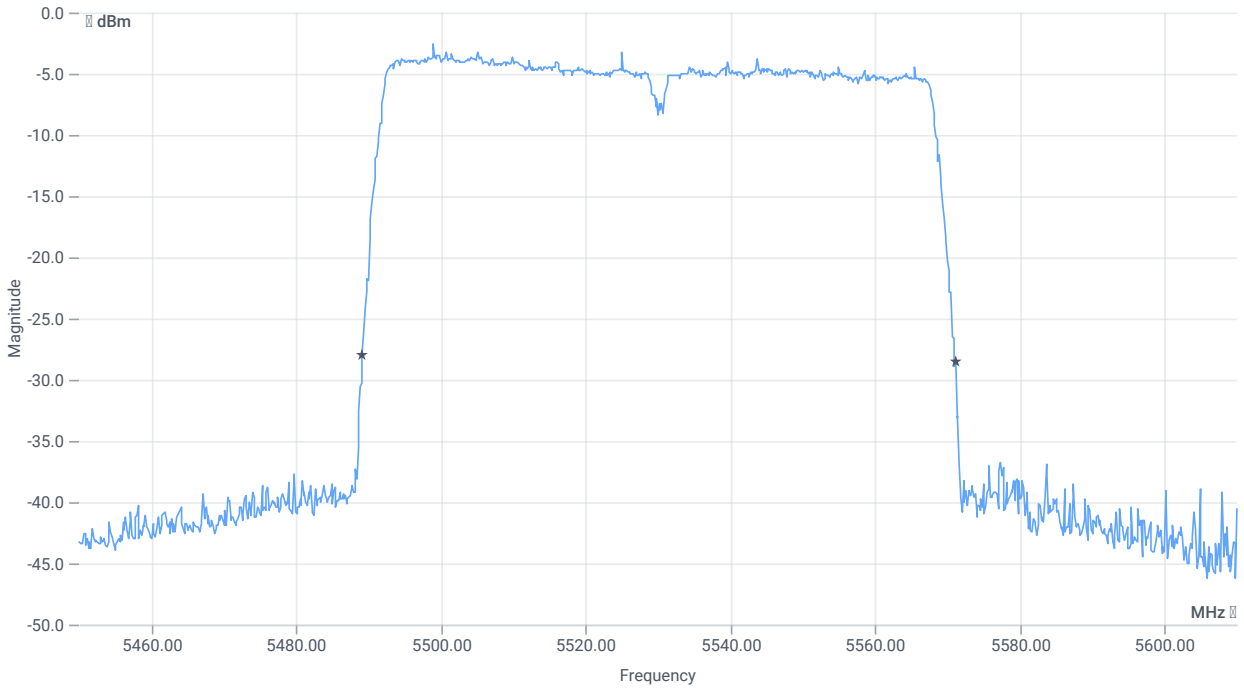

BW 26dB

RESULT

DESCRIPTION	LOWER LIMIT	UPPER LIMIT	MEASURED	UNIT	VERDICT
Bandwidth 26dB	---	---	81.92	MHz	INFO
T1 26dB	---	---	5489.2000	MHz	INFO
T2 26dB	---	---	5571.1200	MHz	INFO

Maximum Output Power

READ SA SETTINGS:

RefLevel [dBm] | RefLevelOffset [dB] | InpAtt [dB]	7.96 | 12.98 | 10
Start [MHz] | Stop [MHz]	5450.000 | 5610.000
RBW [MHz] | VBW [MHz]	1.000000 | 3.000000
Detector | TraceMode	RMS | MAXH
Sweep: time [ms] | count | points per Section | type	10700 | 1 | 320 | SWE

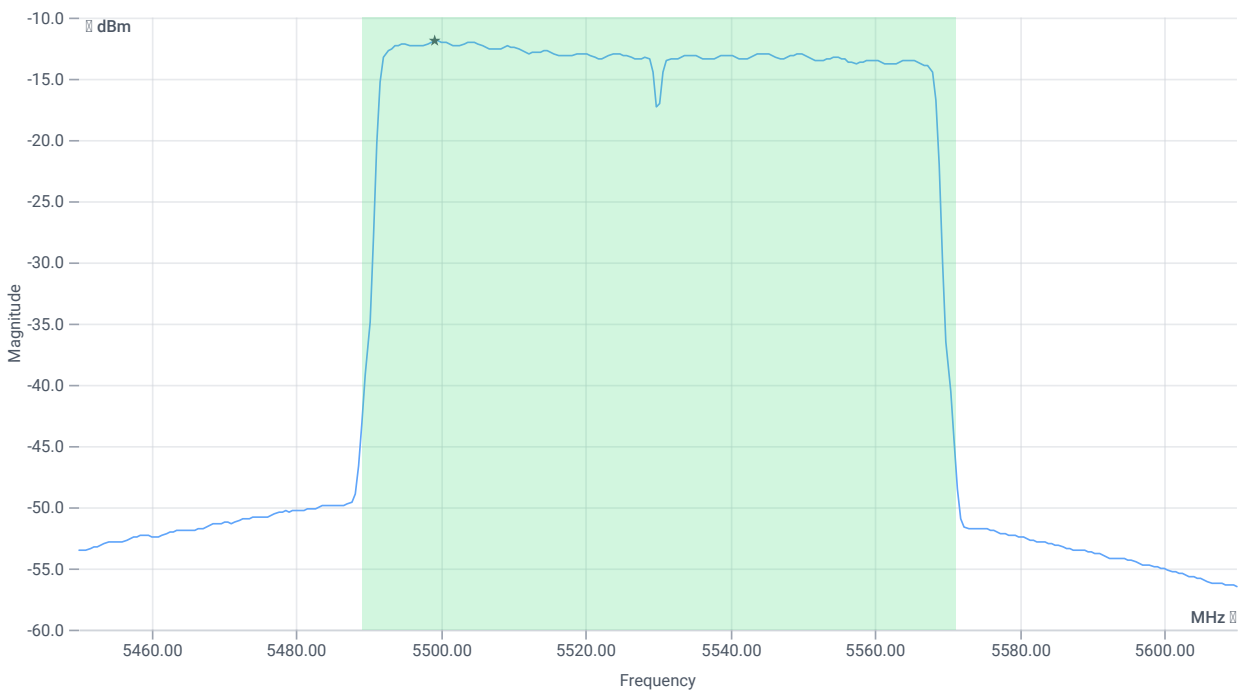

Max OP and PSD

RESULT

CONDUCTED LIMITS FOR MAX ANTENNA GAIN OF 6 D BI					
Description	Lower Limit	Upper Limit	Measured	Unit	Verdict
Max output power cond	---	---	5.52	dBm	INFO
Duty cycle correction	---	---	0	dB	INFO
LIMIT absolute:					
Max output power DC corrected cond	---	24	5.52	dBm	PASS
LIMIT: 11 dBm + 10 log 81.92					
Max output power DC corrected cond	---	30.13	5.52	dBm	PASS
LIMIT absolute eirp (TPC not supported)					
Max output power DC corrected eirp	---	27	5.52	dBm	PASS

Power spectral density

RESULT

CONDUCTED LIMITS FOR MAX ANTENNA GAIN OF 6 D BI					
Description	Lower Limit	Upper Limit	Measured	Unit	Verdict
Power spectral density cond	---	---	-11.89	dBm/1MHz	INFO
Duty cycle correction	---	---	0	dB	INFO

RESULT

CONDUCTED LIMITS FOR MAX ANTENNA GAIN OF 6 D BI					
Power spectral density DC corrected cond	---	11	-11.89	dBm/1MHz	PASS

Verdict
PASS

FCC 15.407 # Max output power and psd ~ WLAN5Gx ac-VHT80 mode U-NII-2C

References

TC start	12.06.2024 09:24:23
Ambit temp [°C] | humidity [rel%]	23.8 | 35
System version	5.0.5.0
Standard | Version	FCC 15.407 | NI
Method	KDB789033 D02, F., E.2.e.
Description	FCC 15.407 Max Output Power & PSD - WLAN5Gx ac-VHT80 mode U-NII-2C
Information	

EUT Common Settings WLAN5Gx

Number of antenna ports	2
User Interaction	No
Device class U-NII-1 (FCC)	AP outdoor
Limit W52 japan	Standard
TPC supported	No
Vehicle use (ISED)	No

Equipment

Signal analyzer,Rohde&Schwarz,FSV-40,1307.9002K40/101042,3.70
Switch matrix,cetecom advanced GmbH,USM,B002,1.0.0

Test Parameter

Technology to test	WLAN5Gx ac-VHT80 mode
EUT port	EUT1
Temperature	nom
Voltage	nom
Frequency low to test	False | Freq [MHz] 5530
Frequency mid to test	True | Freq [MHz] 5610
Frequency high to test	False | Freq [MHz] 5690
Auto control enabled power supply | Climatic Box	No | No
Additional path loss [dB]	0
Full path type	EUT_SA_GEN_SIG
Full path name	EUT1.MP.SIG1/EUT1.SA/EUT1.GEN1/EUT1.GEN2/
Switch bits	00010001:00010001:00000000:00000001

Test at TX 5610 MHz

RESULT: Reference power cond.

DESCRIPTION	LOWER LIMIT	UPPER LIMIT	MEASURED	UNIT	VERDICT
Ref. power 1MHz/1MHz cond.	---	---	-4.63	dBm	INFO
Ref. frequency	---	---	5576.030	MHz	INFO

Evaluation max. duty cycle

DUTY CYCLE EVALUATION

DESCRIPTION	LOWER LIMIT	UPPER LIMIT	MEASURED	UNIT	VERDICT
No enough bursts detected, duty cycle burst ratio set to 1					
Duty cycle (burst ratio) max	---	---	1	---	INFO
Duty cycle max	---	---	0	dB	INFO
Duty cycle (burst ratio) min	---	---	1	---	INFO
Duty cycle min	---	---	0	dB	INFO

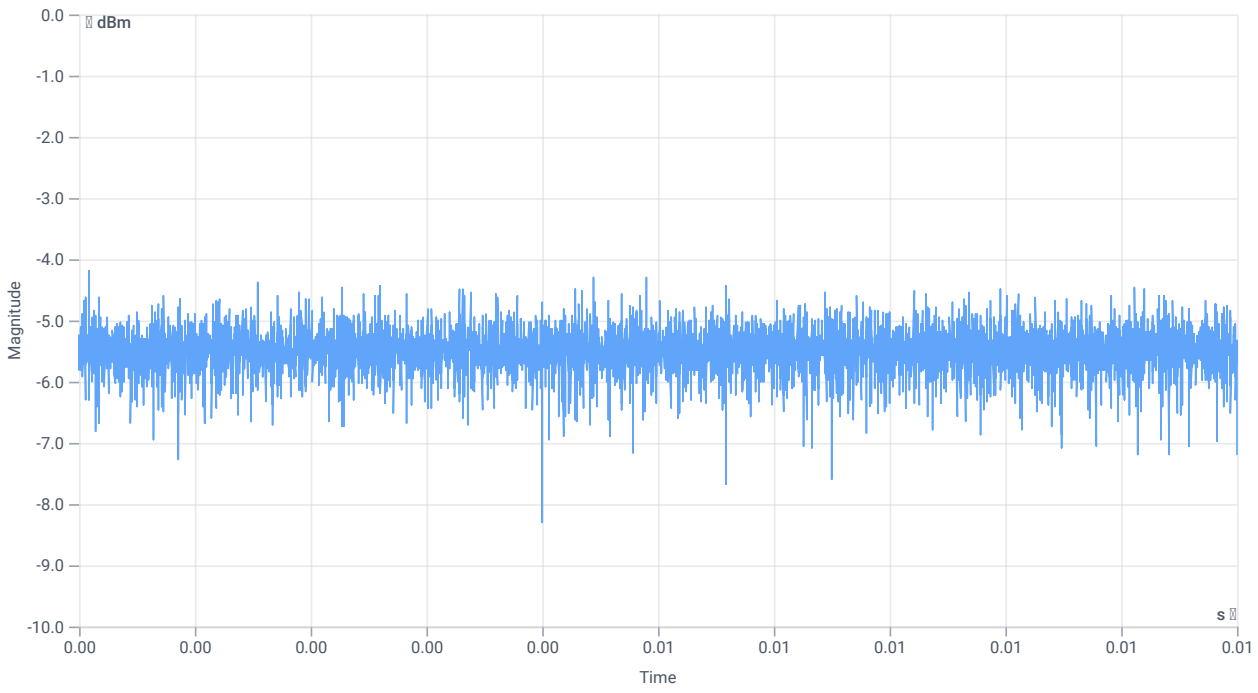

Duty cycle

Evaluation bandwidth

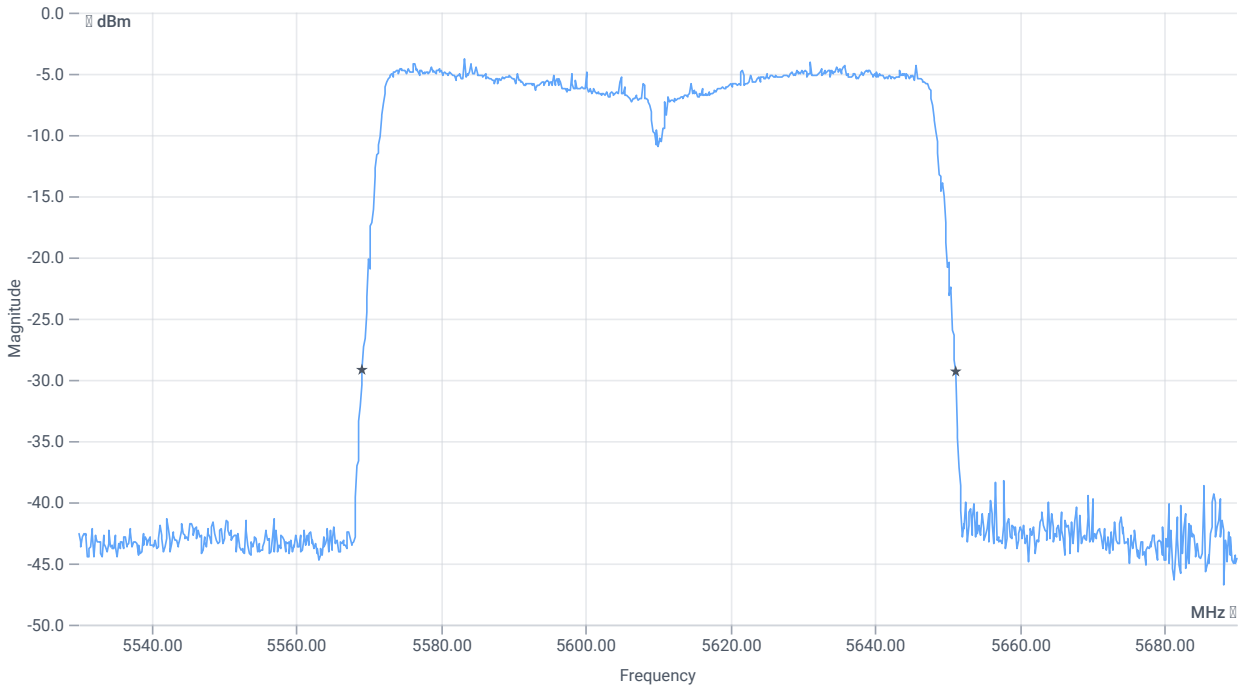

BW 26dB

RESULT

DESCRIPTION	LOWER LIMIT	UPPER LIMIT	MEASURED	UNIT	VERDICT
Bandwidth 26dB	---	---	81.92	MHz	INFO
T1 26dB	---	---	5569.2000	MHz	INFO
T2 26dB	---	---	5651.1200	MHz	INFO

Maximum Output Power

READ SA SETTINGS:

RefLevel [dBm] | RefLevelOffset [dB] | InpAtt [dB]	7.37 | 13.04 | 10
Start [MHz] | Stop [MHz]	5530.000 | 5690.000
RBW [MHz] | VBW [MHz]	1.000000 | 3.000000
Detector | TraceMode	RMS | MAXH
Sweep: time [ms] | count | points per Section | type	10700 | 1 | 320 | SWE

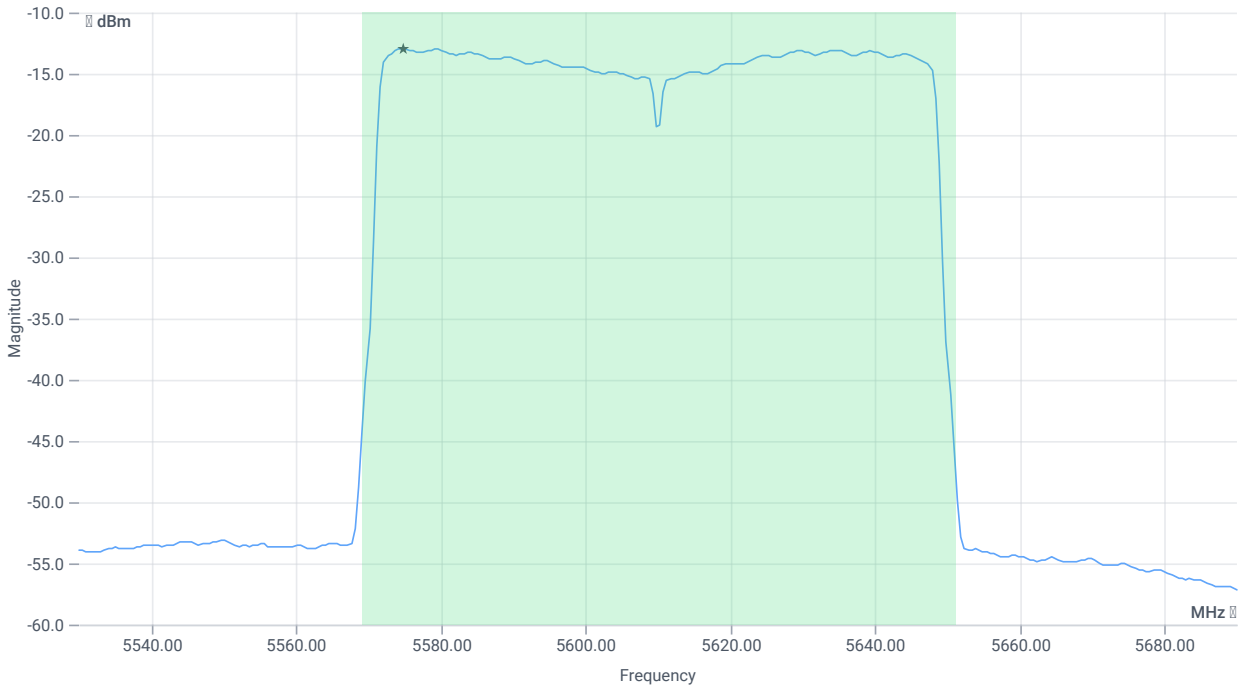

Max OP and PSD

RESULT

CONDUCTED LIMITS FOR MAX ANTENNA GAIN OF 6 D BI					
Description	Lower Limit	Upper Limit	Measured	Unit	Verdict
Max output power cond	---	---	4.63	dBm	INFO
Duty cycle correction	---	---	0	dB	INFO
LIMIT absolute:					
Max output power DC corrected cond	---	24	4.63	dBm	PASS
LIMIT: 11 dBm + 10 log 81.92					
Max output power DC corrected cond	---	30.13	4.63	dBm	PASS
LIMIT absolute eirp (TPC not supported)					
Max output power DC corrected eirp	---	27	4.63	dBm	PASS

Power spectral density

RESULT

CONDUCTED LIMITS FOR MAX ANTENNA GAIN OF 6 D BI					
Description	Lower Limit	Upper Limit	Measured	Unit	Verdict
Power spectral density cond	---	---	-12.99	dBm/1MHz	INFO
Duty cycle correction	---	---	0	dB	INFO

RESULT

CONDUCTED LIMITS FOR MAX ANTENNA GAIN OF 6 D BI					
Power spectral density DC corrected cond	---	11	-12.99	dBm/1MHz	PASS

Verdict
PASS

FCC 15.407 # Max output power and psd ~ WLAN5Gx ac-VHT80 mode U-NII-2C

References

TC start	12.06.2024 09:42:50
Ambit temp [°C] | humidity [rel%]	24.0 | 34
System version	5.0.5.0
Standard | Version	FCC 15.407 | NI
Method	KDB789033 D02, F., E.2.e.
Description	FCC 15.407 Max Output Power & PSD - WLAN5Gx ac-VHT80 mode U-NII-2C
Information	

EUT Common Settings WLAN5Gx

Number of antenna ports	2
User Interaction	No
Device class U-NII-1 (FCC)	AP outdoor
Limit W52 japan	Standard
TPC supported	No
Vehicle use (ISED)	No

Equipment

Signal analyzer,Rohde&Schwarz,FSV-40,1307.9002K40/101042,3.70
Switch matrix,cetecom advanced GmbH,USM,B002,1.0.0

Test Parameter

Technology to test	WLAN5Gx ac-VHT80 mode
EUT port	EUT1
Temperature	nom
Voltage	nom
Frequency low to test	False | Freq [MHz] 5530
Frequency mid to test	False | Freq [MHz] 5610
Frequency high to test	True | Freq [MHz] 5690
Auto control enabled power supply | Climatic Box	No | No
Additional path loss [dB]	0
Full path type	EUT_SA_GEN_SIG
Full path name	EUT1.MP.SIG1/EUT1.SA/EUT1.GEN1/EUT1.GEN2/
Switch bits	00010001:00010001:00000000:00000001

Test at TX 5690 MHz

RESULT: Reference power cond.

DESCRIPTION	LOWER LIMIT	UPPER LIMIT	MEASURED	UNIT	VERDICT
Ref. power 1MHz/1MHz cond.	---	---	-4.79	dBm	INFO
Ref. frequency	---	---	5727.160	MHz	INFO

Evaluation max. duty cycle

DUTY CYCLE EVALUATION

DESCRIPTION	LOWER LIMIT	UPPER LIMIT	MEASURED	UNIT	VERDICT
No enough bursts detected, duty cycle burst ratio set to 1					
Duty cycle (burst ratio) max	---	---	1	---	INFO
Duty cycle max	---	---	0	dB	INFO
Duty cycle (burst ratio) min	---	---	1	---	INFO
Duty cycle min	---	---	0	dB	INFO

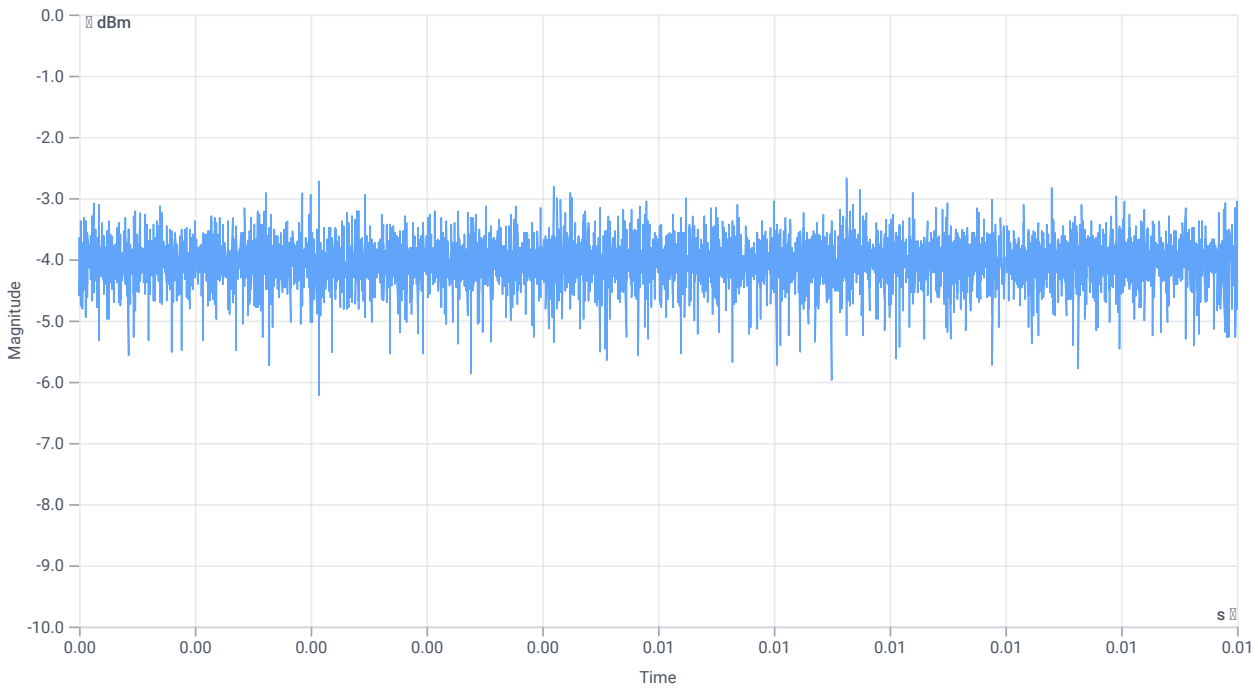

Duty cycle

Evaluation bandwidth

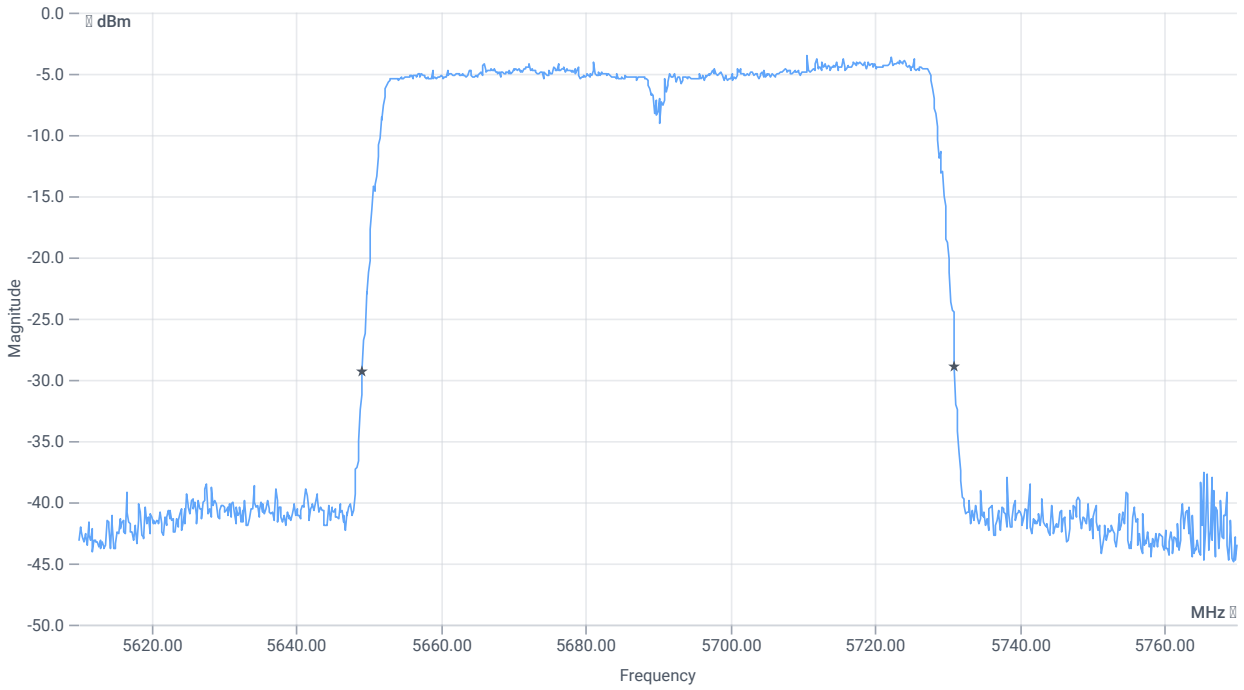

BW 26dB

RESULT

DESCRIPTION	LOWER LIMIT	UPPER LIMIT	MEASURED	UNIT	VERDICT
Bandwidth 26dB	---	---	81.76	MHz	INFO
T1 26dB	---	---	5649.2000	MHz	INFO
T2 26dB	---	---	5730.9600	MHz	INFO

Maximum Output Power

READ SA SETTINGS:

RefLevel [dBm] | RefLevelOffset [dB] | InpAtt [dB]	7.21 | 12.79 | 10
Start [MHz] | Stop [MHz]	5610.000 | 5770.000
RBW [MHz] | VBW [MHz]	1.000000 | 3.000000
Detector | TraceMode	RMS | MAXH
Sweep: time [ms] | count | points per Section | type	10700 | 1 | 320 | SWE

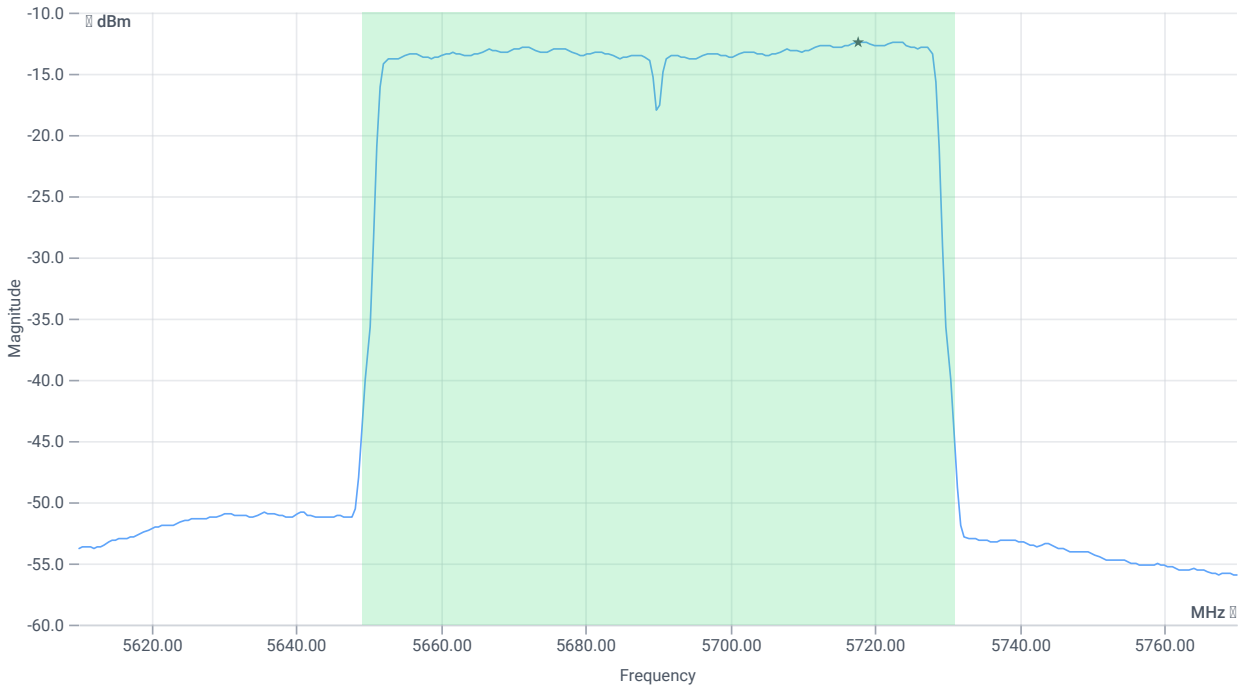

Max OP and PSD

RESULT

CONDUCTED LIMITS FOR MAX ANTENNA GAIN OF 6 D BI					
Description	Lower Limit	Upper Limit	Measured	Unit	Verdict
Max output power cond	---	---	5.31	dBm	INFO
Duty cycle correction	---	---	0	dB	INFO
LIMIT absolute:					
Max output power DC corrected cond	---	24	5.31	dBm	PASS
LIMIT: 11 dBm + 10 log 81.76					
Max output power DC corrected cond	---	30.13	5.31	dBm	PASS
LIMIT absolute eirp (TPC not supported)					
Max output power DC corrected eirp	---	27	5.31	dBm	PASS

Power spectral density

RESULT

CONDUCTED LIMITS FOR MAX ANTENNA GAIN OF 6 D BI					
Description	Lower Limit	Upper Limit	Measured	Unit	Verdict
Power spectral density cond	---	---	-12.37	dBm/1MHz	INFO
Duty cycle correction	---	---	0	dB	INFO

RESULT

CONDUCTED LIMITS FOR MAX ANTENNA GAIN OF 6 D BI					
Power spectral density DC corrected cond	---	11	-12.37	dBm/1MHz	PASS

Verdict
PASS

FCC 15.407 # Max output power and psd ~ WLAN5Gx ac-VHT80 mode U-NII-2C

References

TC start	12.06.2024 13:01:05
Ambit temp [°C] | humidity [rel%]	25.2 | 30
System version	5.0.5.0
Standard | Version	FCC 15.407 | NI
Method	KDB789033 D02, F., E.2.e.
Description	FCC 15.407 Max Output Power & PSD - WLAN5Gx ac-VHT80 mode U-NII-2C
Information	

EUT Common Settings WLAN5Gx

Number of antenna ports	2
User Interaction	No
Device class U-NII-1 (FCC)	AP outdoor
Limit W52 japan	Standard
TPC supported	No
Vehicle use (ISED)	No

Equipment

Signal analyzer,Rohde&Schwarz,FSV-40,1307.9002K40/101042,3.70
Switch matrix,cetecom advanced GmbH,USM,B002,1.0.0

Test Parameter

Technology to test	WLAN5Gx ac-VHT80 mode
EUT port	EUT2
Temperature	nom
Voltage	nom
Frequency low to test	True | Freq [MHz] 5530
Frequency mid to test	False | Freq [MHz] 5610
Frequency high to test	False | Freq [MHz] 5690
Auto control enabled power supply | Climatic Box	No | No
Additional path loss [dB]	0
Full path type	EUT_SA_GEN_SIG
Full path name	EUT2.MP.SIG1/EUT2.SA/EUT2.GEN1/EUT2.GEN2/
Switch bits	00100010:00010001:00000000:00000001

Test at TX 5530 MHz

RESULT: Reference power cond.

DESCRIPTION	LOWER LIMIT	UPPER LIMIT	MEASURED	UNIT	VERDICT
Ref. power 1MHz/1MHz cond.	---	---	-2.42	dBm	INFO
Ref. frequency	---	---	5498.230	MHz	INFO

Evaluation max. duty cycle

DUTY CYCLE EVALUATION

DESCRIPTION	LOWER LIMIT	UPPER LIMIT	MEASURED	UNIT	VERDICT
No enough bursts detected, duty cycle burst ratio set to 1					
Duty cycle (burst ratio) max	---	---	1	---	INFO
Duty cycle max	---	---	0	dB	INFO
Duty cycle (burst ratio) min	---	---	1	---	INFO
Duty cycle min	---	---	0	dB	INFO

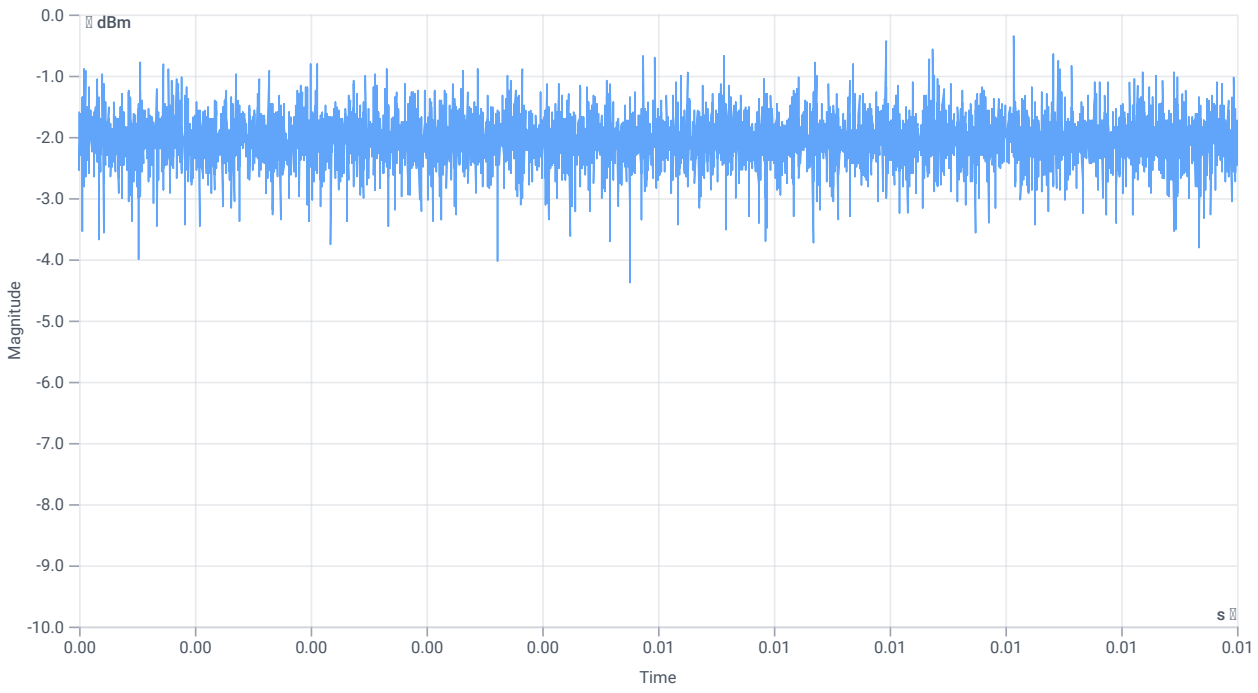

Duty cycle

Evaluation bandwidth

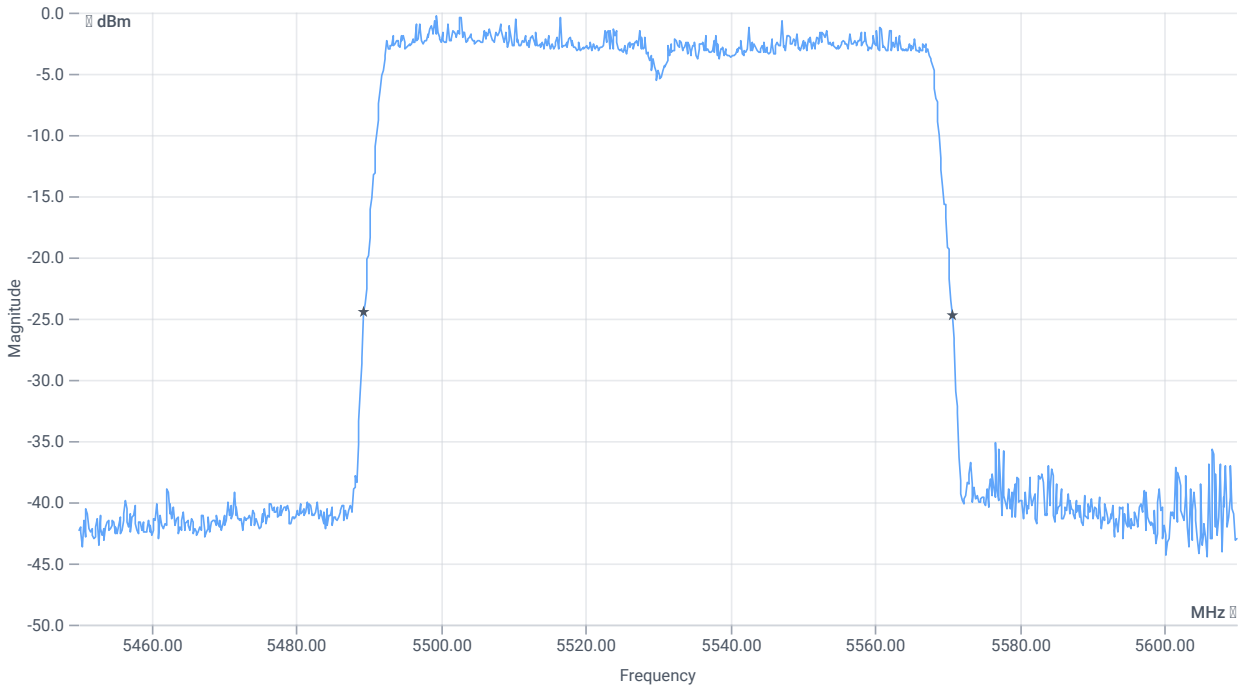

BW 26dB

RESULT

DESCRIPTION	LOWER LIMIT	UPPER LIMIT	MEASURED	UNIT	VERDICT
Bandwidth 26dB	---	---	81.28	MHz	INFO
T1 26dB	---	---	5489.3600	MHz	INFO
T2 26dB	---	---	5570.6400	MHz	INFO

Maximum Output Power

READ SA SETTINGS:

RefLevel [dBm] | RefLevelOffset [dB] | InpAtt [dB]	9.58 | 12.88 | 15
Start [MHz] | Stop [MHz]	5450.000 | 5610.000
RBW [MHz] | VBW [MHz]	1.000000 | 3.000000
Detector | TraceMode	RMS | MAXH
Sweep: time [ms] | count | points per Section | type	10700 | 1 | 320 | SWE

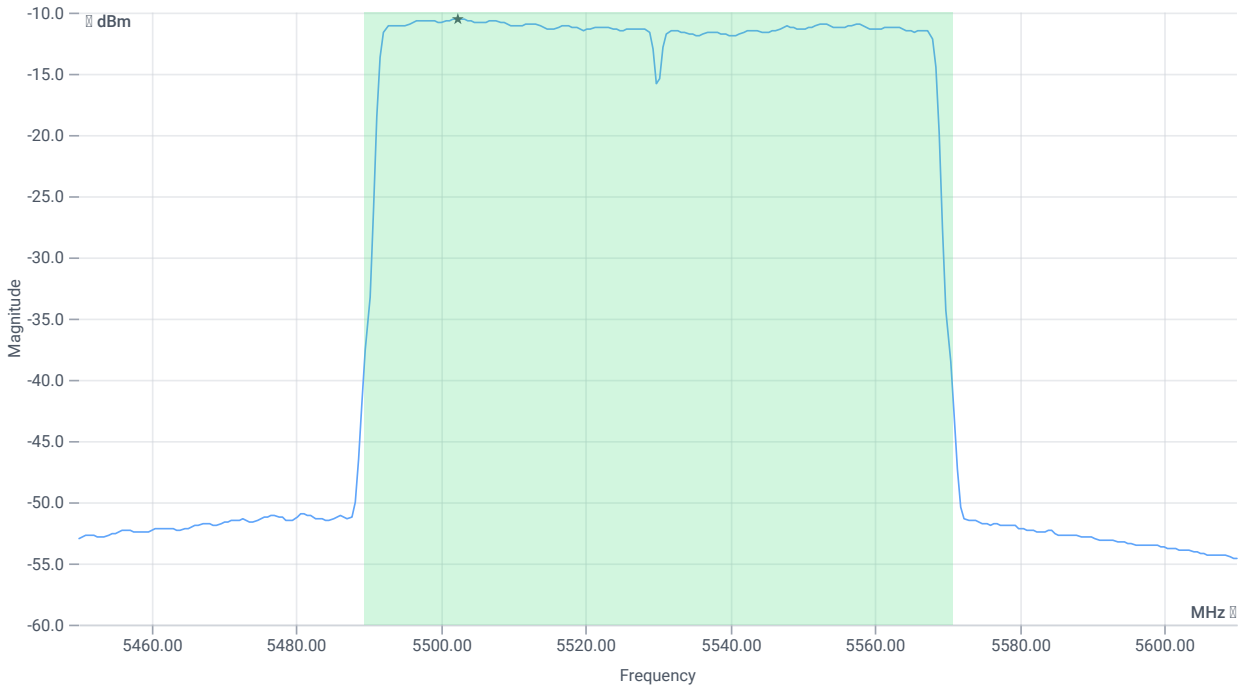

Max OP and PSD

RESULT

CONDUCTED LIMITS FOR MAX ANTENNA GAIN OF 6 D BI					
Description	Lower Limit	Upper Limit	Measured	Unit	Verdict
Max output power cond	---	---	7.3	dBm	INFO
Duty cycle correction	---	---	0	dB	INFO
LIMIT absolute:					
Max output power DC corrected cond	---	24	7.3	dBm	PASS
LIMIT: 11 dBm + 10 log 81.28					
Max output power DC corrected cond	---	30.1	7.3	dBm	PASS
LIMIT absolute eirp (TPC not supported)					
Max output power DC corrected eirp	---	27	7.3	dBm	PASS

Power spectral density

RESULT

CONDUCTED LIMITS FOR MAX ANTENNA GAIN OF 6 D BI					
Description	Lower Limit	Upper Limit	Measured	Unit	Verdict
Power spectral density cond	---	---	-10.54	dBm/1MHz	INFO
Duty cycle correction	---	---	0	dB	INFO

RESULT

CONDUCTED LIMITS FOR MAX ANTENNA GAIN OF 6 D BI					
Power spectral density DC corrected cond	---	11	-10.54	dBm/1MHz	PASS

Verdict
PASS

FCC 15.407 # Max output power and psd ~ WLAN5Gx ac-VHT80 mode U-NII-2C

References

TC start	12.06.2024 13:15:19
Ambit temp [°C] | humidity [rel%]	25.3 | 29
System version	5.0.5.0
Standard | Version	FCC 15.407 | NI
Method	KDB789033 D02, F., E.2.e.
Description	FCC 15.407 Max Output Power & PSD - WLAN5Gx ac-VHT80 mode U-NII-2C
Information	

EUT Common Settings WLAN5Gx

Number of antenna ports	2
User Interaction	No
Device class U-NII-1 (FCC)	AP outdoor
Limit W52 japan	Standard
TPC supported	No
Vehicle use (ISED)	No

Equipment

Signal analyzer,Rohde&Schwarz,FSV-40,1307.9002K40/101042,3.70
Switch matrix,cetecom advanced GmbH,USM,B002,1.0.0

Test Parameter

Technology to test	WLAN5Gx ac-VHT80 mode
EUT port	EUT2
Temperature	nom
Voltage	nom
Frequency low to test	False | Freq [MHz] 5530
Frequency mid to test	True | Freq [MHz] 5610
Frequency high to test	False | Freq [MHz] 5690
Auto control enabled power supply | Climatic Box	No | No
Additional path loss [dB]	0
Full path type	EUT_SA_GEN_SIG
Full path name	EUT2.MP.SIG1/EUT2.SA/EUT2.GEN1/EUT2.GEN2/
Switch bits	00100010:00010001:00000000:00000001

Test at TX 5610 MHz

RESULT: Reference power cond.

DESCRIPTION	LOWER LIMIT	UPPER LIMIT	MEASURED	UNIT	VERDICT
Ref. power 1MHz/1MHz cond.	---	---	-3.46	dBm	INFO
Ref. frequency	---	---	5584.230	MHz	INFO

Evaluation max. duty cycle

DUTY CYCLE EVALUATION

DESCRIPTION	LOWER LIMIT	UPPER LIMIT	MEASURED	UNIT	VERDICT
No enough bursts detected, duty cycle burst ratio set to 1					
Duty cycle (burst ratio) max	---	---	1	---	INFO
Duty cycle max	---	---	0	dB	INFO
Duty cycle (burst ratio) min	---	---	1	---	INFO
Duty cycle min	---	---	0	dB	INFO

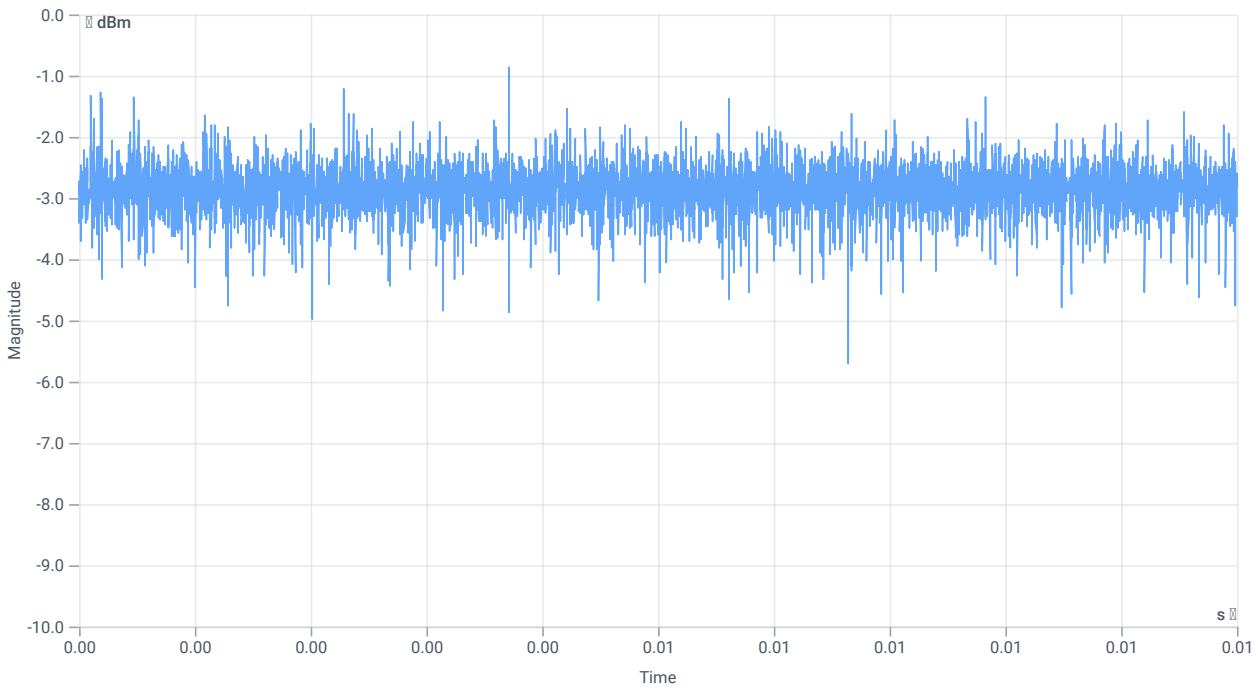

Duty cycle

Evaluation bandwidth

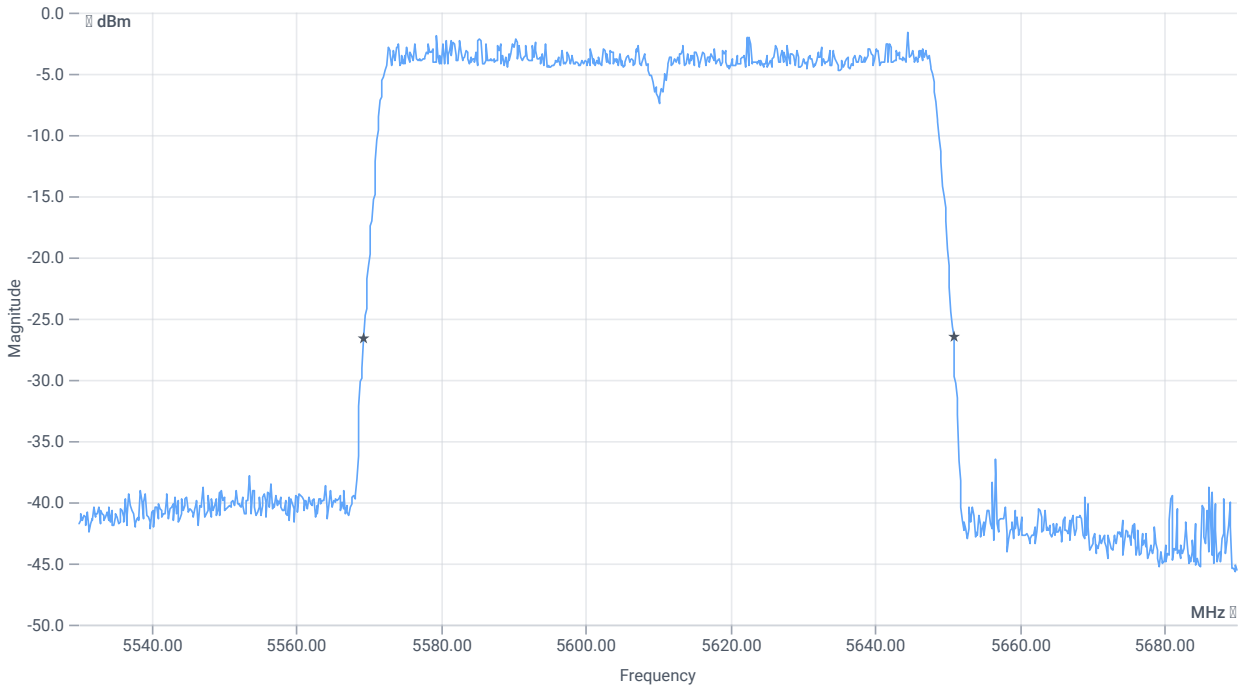

BW 26dB

RESULT

DESCRIPTION	LOWER LIMIT	UPPER LIMIT	MEASURED	UNIT	VERDICT
Bandwidth 26dB	---	---	81.44	MHz	INFO
T1 26dB	---	---	5569.3600	MHz	INFO
T2 26dB	---	---	5650.8000	MHz	INFO

Maximum Output Power

READ SA SETTINGS:

RefLevel [dBm] | RefLevelOffset [dB] | InpAtt [dB]	8.54 | 12.78 | 10
Start [MHz] | Stop [MHz]	5530.000 | 5690.000
RBW [MHz] | VBW [MHz]	1.000000 | 3.000000
Detector | TraceMode	RMS | MAXH
Sweep: time [ms] | count | points per Section | type	10700 | 1 | 320 | SWE

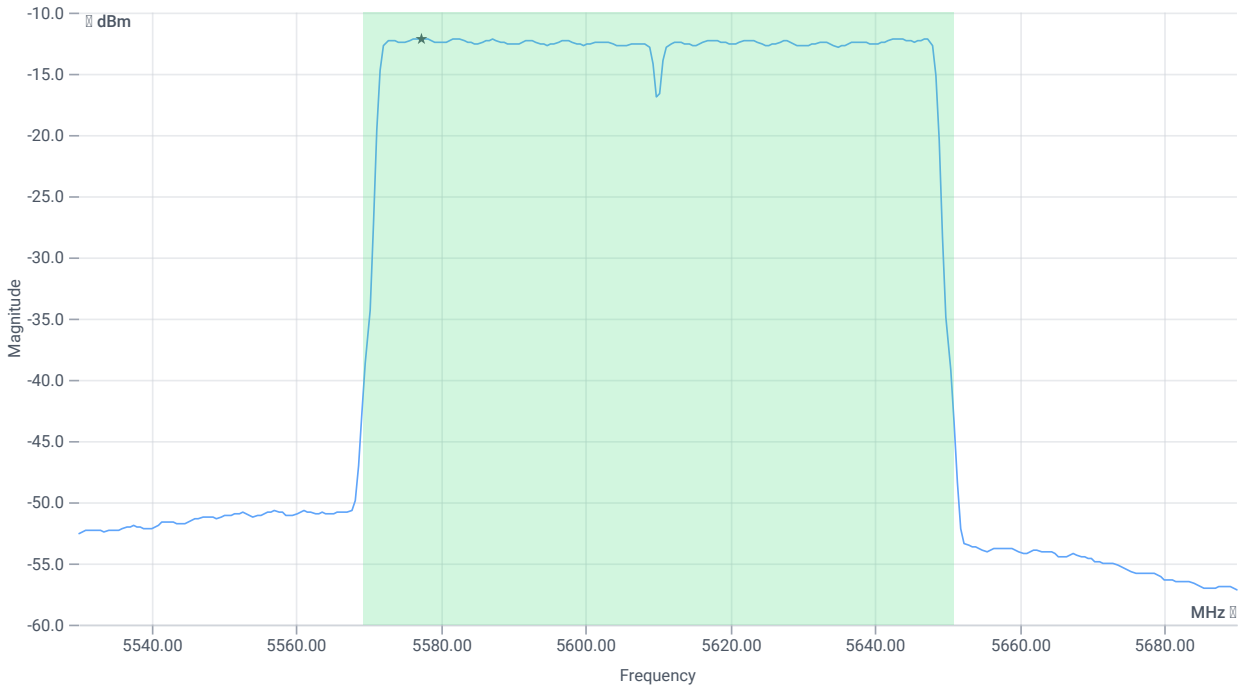

Max OP and PSD

RESULT

CONDUCTED LIMITS FOR MAX ANTENNA GAIN OF 6 D BI					
Description	Lower Limit	Upper Limit	Measured	Unit	Verdict
Max output power cond	---	---	6.07	dBm	INFO
Duty cycle correction	---	---	0	dB	INFO
LIMIT absolute:					
Max output power DC corrected cond	---	24	6.07	dBm	PASS
LIMIT: 11 dBm + 10 log 81.44					
Max output power DC corrected cond	---	30.11	6.07	dBm	PASS
LIMIT absolute eirp (TPC not supported)					
Max output power DC corrected eirp	---	27	6.07	dBm	PASS

Power spectral density

RESULT

CONDUCTED LIMITS FOR MAX ANTENNA GAIN OF 6 D BI					
Description	Lower Limit	Upper Limit	Measured	Unit	Verdict
Power spectral density cond	---	---	-12.1	dBm/1MHz	INFO
Duty cycle correction	---	---	0	dB	INFO

RESULT

CONDUCTED LIMITS FOR MAX ANTENNA GAIN OF 6 D BI					
Power spectral density DC corrected cond	---	11	-12.1	dBm/1MHz	PASS

Verdict
PASS

FCC 15.407 # Max output power and psd ~ WLAN5Gx ac-VHT80 mode U-NII-2C

References

TC start	12.06.2024 13:25:05
Ambit temp [°C] | humidity [rel%]	25.3 | 29
System version	5.0.5.0
Standard | Version	FCC 15.407 | NI
Method	KDB789033 D02, F., E.2.e.
Description	FCC 15.407 Max Output Power & PSD - WLAN5Gx ac-VHT80 mode U-NII-2C
Information	

EUT Common Settings WLAN5Gx

Number of antenna ports	2
User Interaction	No
Device class U-NII-1 (FCC)	AP outdoor
Limit W52 japan	Standard
TPC supported	No
Vehicle use (ISED)	No

Equipment

Signal analyzer,Rohde&Schwarz,FSV-40,1307.9002K40/101042,3.70
Switch matrix,cetecom advanced GmbH,USM,B002,1.0.0

Test Parameter

Technology to test	WLAN5Gx ac-VHT80 mode
EUT port	EUT2
Temperature	nom
Voltage	nom
Frequency low to test	False | Freq [MHz] 5530
Frequency mid to test	False | Freq [MHz] 5610
Frequency high to test	True | Freq [MHz] 5690
Auto control enabled power supply | Climatic Box	No | No
Additional path loss [dB]	0
Full path type	EUT_SA_GEN_SIG
Full path name	EUT2.MP.SIG1/EUT2.SA/EUT2.GEN1/EUT2.GEN2/
Switch bits	00100010:00010001:00000000:00000001

Test at TX 5690 MHz

RESULT: Reference power cond.

DESCRIPTION	LOWER LIMIT	UPPER LIMIT	MEASURED	UNIT	VERDICT
Ref. power 1MHz/1MHz cond.	---	---	-2.38	dBm	INFO
Ref. frequency	---	---	5659.430	MHz	INFO

Evaluation max. duty cycle

DUTY CYCLE EVALUATION

DESCRIPTION	LOWER LIMIT	UPPER LIMIT	MEASURED	UNIT	VERDICT
No enough bursts detected, duty cycle burst ratio set to 1					
Duty cycle (burst ratio) max	---	---	1	---	INFO
Duty cycle max	---	---	0	dB	INFO
Duty cycle (burst ratio) min	---	---	1	---	INFO
Duty cycle min	---	---	0	dB	INFO

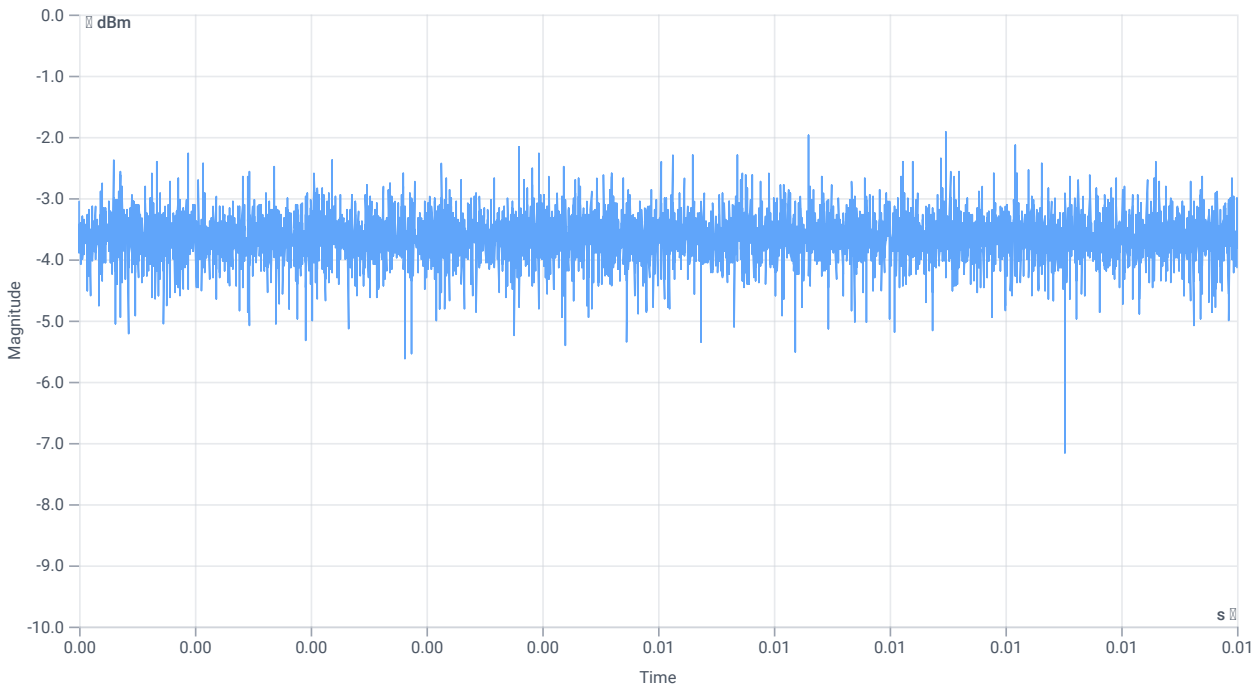

Duty cycle

Evaluation bandwidth

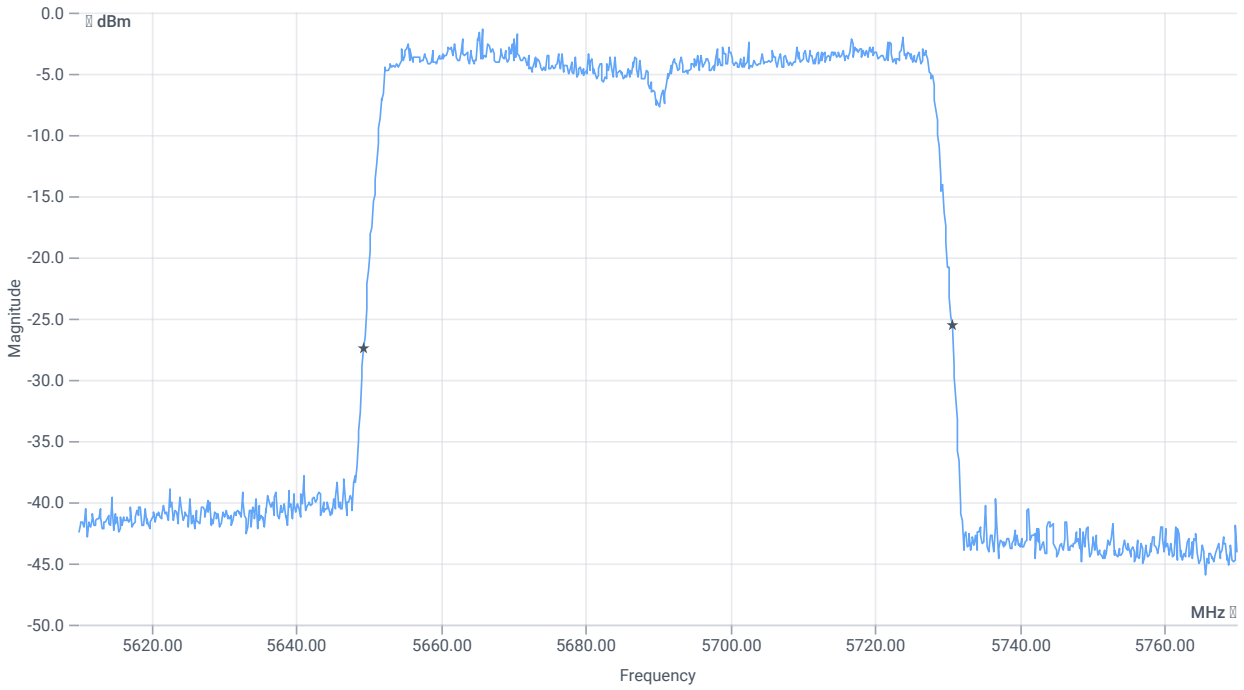

BW 26dB

RESULT

DESCRIPTION	LOWER LIMIT	UPPER LIMIT	MEASURED	UNIT	VERDICT
Bandwidth 26dB	---	---	81.28	MHz	INFO
T1 26dB	---	---	5649.3600	MHz	INFO
T2 26dB	---	---	5730.6400	MHz	INFO

Maximum Output Power

READ SA SETTINGS:

RefLevel [dBm] | RefLevelOffset [dB] | InpAtt [dB]	9.62 | 12.71 | 15
Start [MHz] | Stop [MHz]	5610.000 | 5770.000
RBW [MHz] | VBW [MHz]	1.000000 | 3.000000
Detector | TraceMode	RMS | MAXH
Sweep: time [ms] | count | points per Section | type	10700 | 1 | 320 | SWE

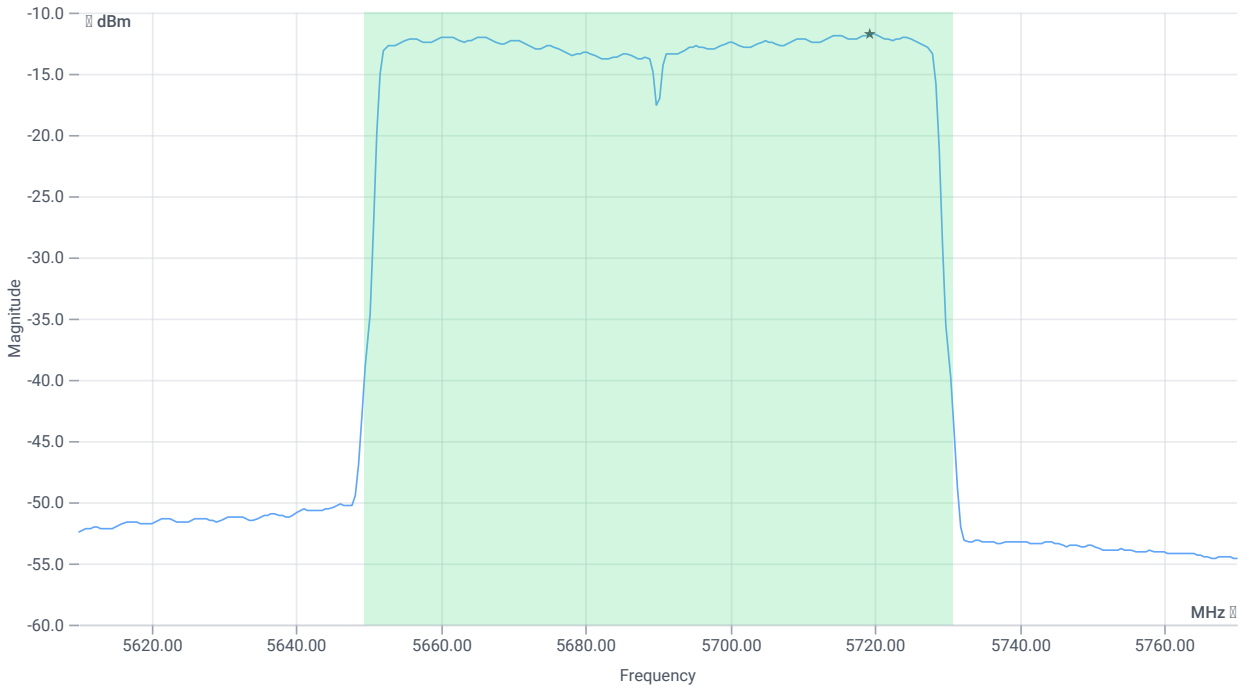

Max OP and PSD

RESULT

CONDUCTED LIMITS FOR MAX ANTENNA GAIN OF 6 D BI					
Description	Lower Limit	Upper Limit	Measured	Unit	Verdict
Max output power cond	---	---	5.91	dBm	INFO
Duty cycle correction	---	---	0	dB	INFO
LIMIT absolute:					
Max output power DC corrected cond	---	24	5.91	dBm	PASS
LIMIT: 11 dBm + 10 log 81.28					
Max output power DC corrected cond	---	30.1	5.91	dBm	PASS
LIMIT absolute eirp (TPC not supported)					
Max output power DC corrected eirp	---	27	5.91	dBm	PASS

Power spectral density

RESULT

CONDUCTED LIMITS FOR MAX ANTENNA GAIN OF 6 D BI					
Description	Lower Limit	Upper Limit	Measured	Unit	Verdict
Power spectral density cond	---	---	-11.81	dBm/1MHz	INFO
Duty cycle correction	---	---	0	dB	INFO

RESULT

CONDUCTED LIMITS FOR MAX ANTENNA GAIN OF 6 D BI					
Power spectral density DC corrected cond	---	11	-11.81	dBm/1MHz	PASS

Verdict
PASS

FCC 15.407, ISED RSS247 # Bandwidths 99PCT and 20dB ~ WLAN5Gx a mode U-NII-3

References

TC start	11.06.2024 13:49:31
Ambit temp [°C] | humidity [rel%]	24.9 | 31
System version	5.0.5.0
Standard | Version	FCC 15.407, ISED RSS247 | NI
Method	26dB Bandwidth KDB789033 D02, C.1 / ISED RSS-GEN
Description	FCC 15.407 Bandwidths - WLAN5Gx a mode U-NII-3
Information	

EUT Common Settings WLAN5Gx

Number of antenna ports	2
User Interaction	No
Device class U-NII-1 (FCC)	AP outdoor
Limit W52 japan	Standard
TPC supported	No
Vehicle use (ISED)	No

Equipment

Signal analyzer,Rohde&Schwarz,FSV-40,1307.9002K40/101042,3.70
Switch matrix,cetecom advanced GmbH,USM,B002,1.0.0

Test Parameter

Technology to test	WLAN5Gx a mode
EUT port	EUT1
Temperature	nom
Voltage	nom
Frequency low to test	True | Freq [MHz] 5745
Frequency mid to test	False | Freq [MHz] 5785
Frequency high to test	False | Freq [MHz] 5825
Auto control enabled power supply | Climatic Box	No | No
Additional path loss [dB]	0
Full path type	EUT_SA_GEN_SIG
Full path name	EUT1.MP.SIG1/EUT1.SA/EUT1.GEN1/EUT1.GEN2/
Switch bits	00010001:00010001:00000000:00000001

Test at TX 5745 MHz

RESULT: Reference power cond.

DESCRIPTION	LOWER LIMIT	UPPER LIMIT	MEASURED	UNIT	VERDICT
Ref. power 1MHz/1MHz cond.	---	---	10.41	dBm	INFO
Ref. frequency	---	---	5748.400	MHz	INFO

READ SA SETTINGS:

RefLevel [dBm] | RefLevelOffset [dB] | InpAtt [dB]	18.41 | 12.82 | 25
Start [MHz] | Stop [MHz]	5720.000 | 5770.000
RBW [MHz] | VBW [MHz]	0.300000 | 1.000000
Detector | TraceMode	POS | MAXH
Sweep: time [ms] | count | points per Section | type	1 | 2500 | 1001 | SWE

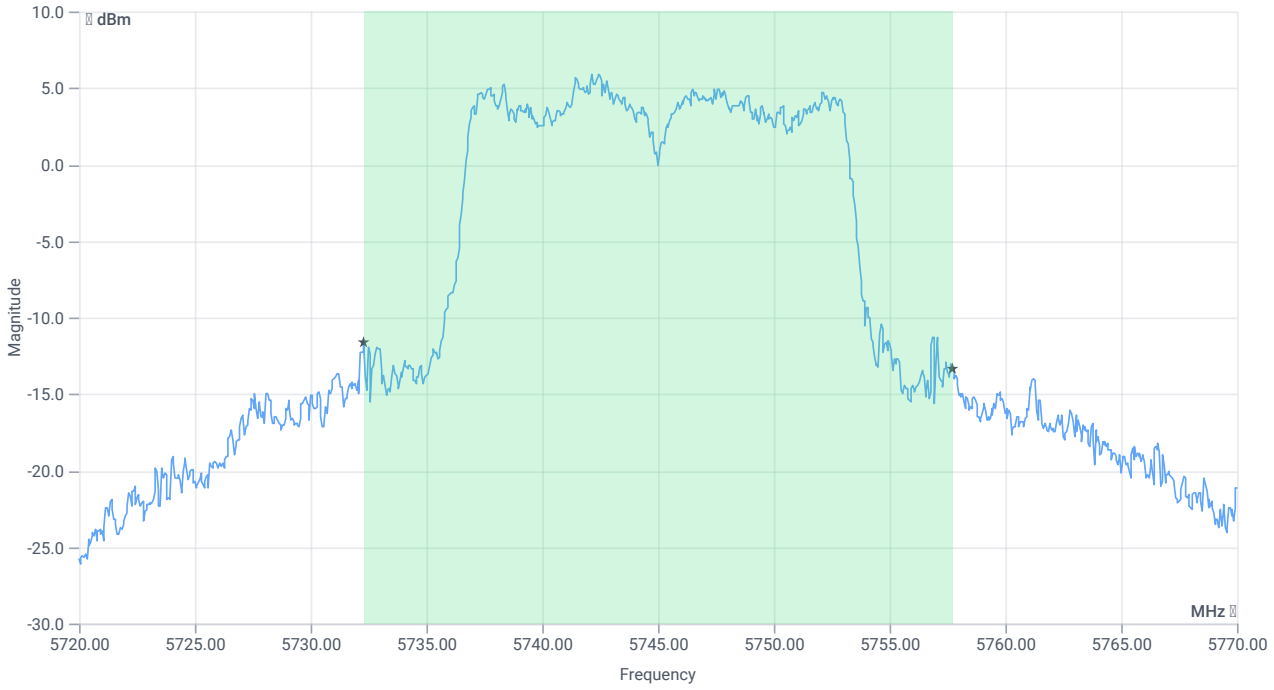

BW 99PCT

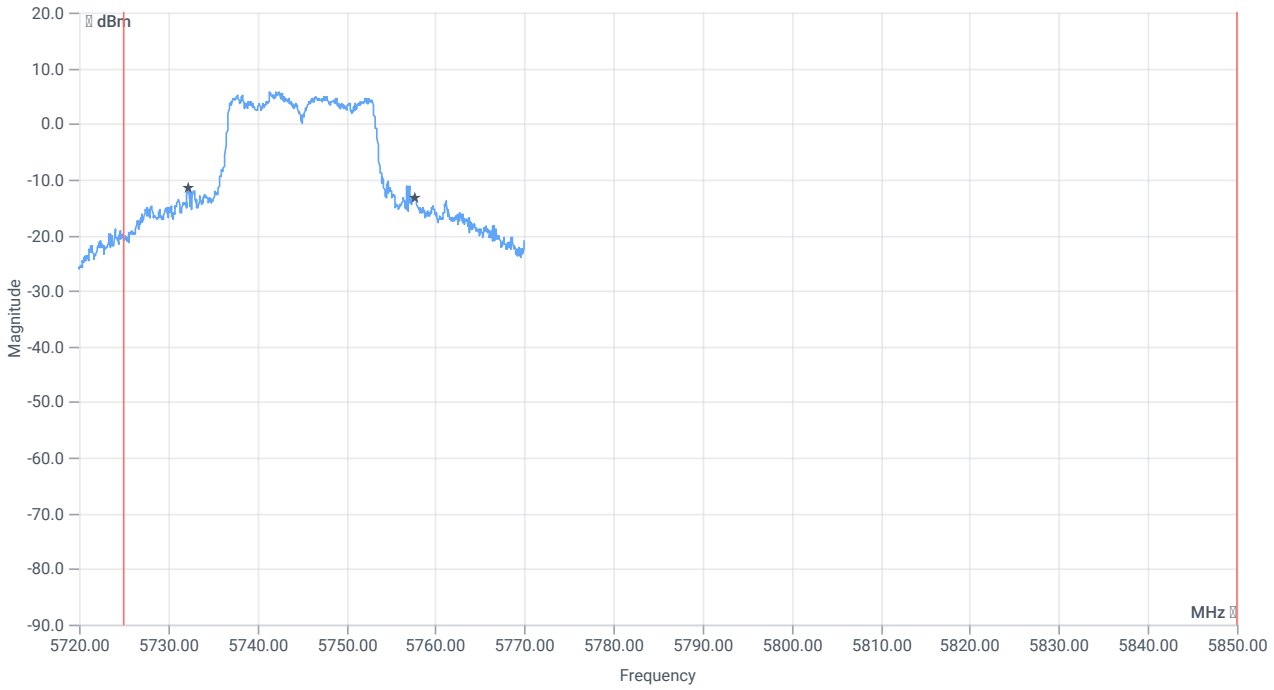

BW within band 99PCT

RESULT

DESCRIPTION	LOWER LIMIT	UPPER LIMIT	MEASURED	UNIT	VERDICT
Bandwidth 99%	---	---	25.425	MHz	INFO
T1 99%	5725.000000	---	5732.3127	MHz	PASS
T2 99%	---	5850.000000	5757.7373	MHz	PASS

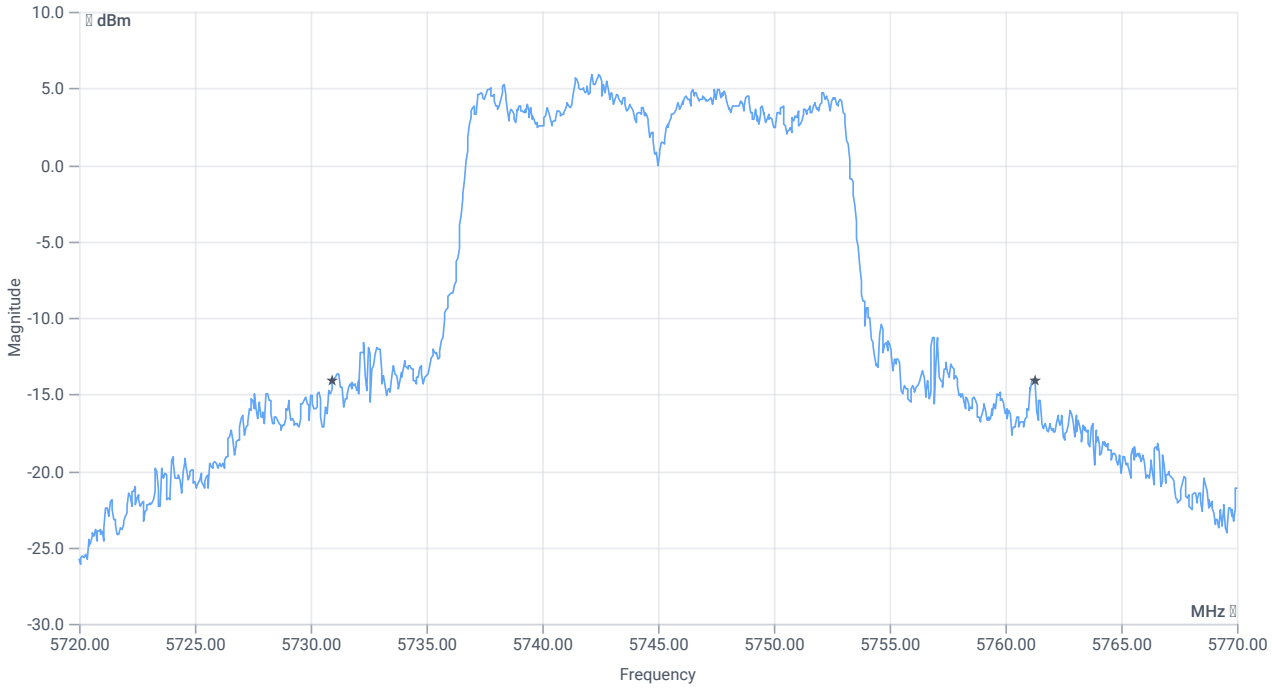

BW 20dB

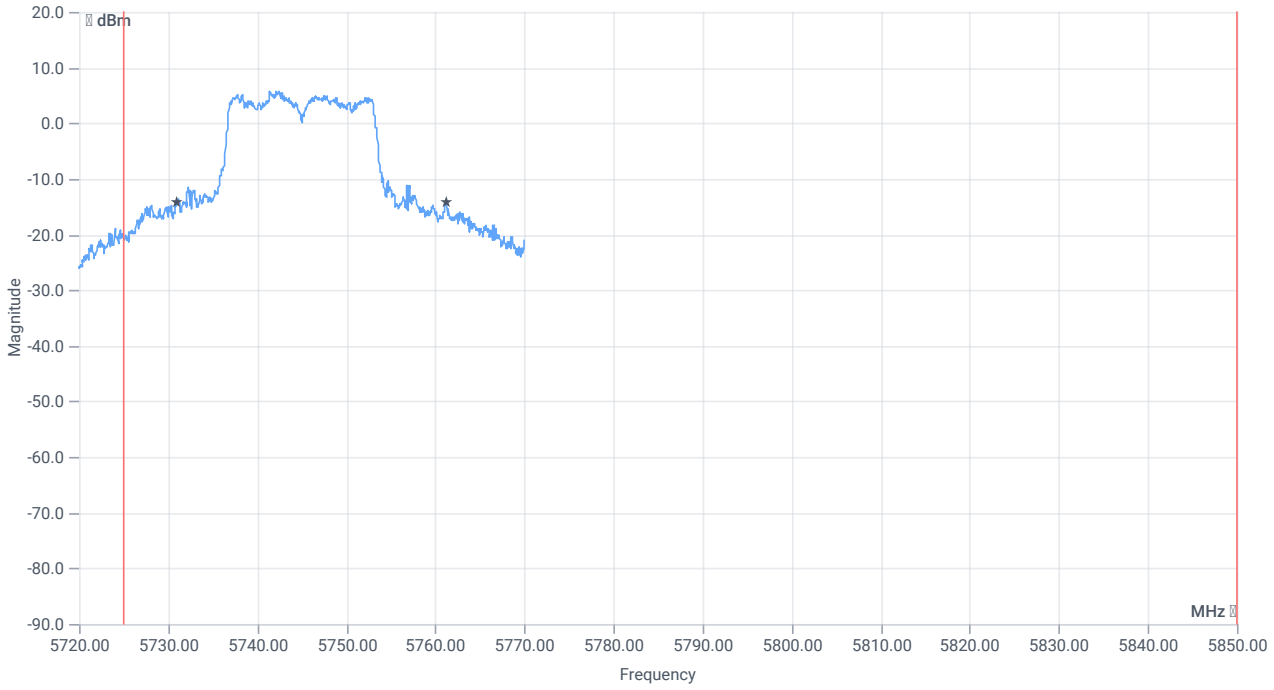

BW within band 20dB

RESULT

DESCRIPTION	LOWER LIMIT	UPPER LIMIT	MEASURED	UNIT	VERDICT
Bandwidth 20dB	---	---	30.3	MHz	INFO
T1 20dB	5725.000000	---	5730.9500	MHz	PASS
T2 20dB	---	5850.000000	5761.2500	MHz	PASS

Verdict
PASS

FCC 15.407, ISED RSS247 # Bandwidths 99PCT and 20dB ~ WLAN5Gx a mode U-NII-3

References

TC start	11.06.2024 14:04:32
Ambit temp [°C] | humidity [rel%]	24.9 | 31
System version	5.0.5.0
Standard | Version	FCC 15.407, ISED RSS247 | NI
Method	26dB Bandwidth KDB789033 D02, C.1 / ISED RSS-GEN
Description	FCC 15.407 Bandwidths - WLAN5Gx a mode U-NII-3
Information	

EUT Common Settings WLAN5Gx

Number of antenna ports	2
User Interaction	No
Device class U-NII-1 (FCC)	AP outdoor
Limit W52 japan	Standard
TPC supported	No
Vehicle use (ISED)	No

Equipment

Signal analyzer,Rohde&Schwarz,FSV-40,1307.9002K40/101042,3.70
Switch matrix,cetecom advanced GmbH,USM,B002,1.0.0

Test Parameter

Technology to test	WLAN5Gx a mode
EUT port	EUT1
Temperature	nom
Voltage	nom
Frequency low to test	False | Freq [MHz] 5745
Frequency mid to test	True | Freq [MHz] 5785
Frequency high to test	False | Freq [MHz] 5825
Auto control enabled power supply | Climatic Box	No | No
Additional path loss [dB]	0
Full path type	EUT_SA_GEN_SIG
Full path name	EUT1.MP.SIG1/EUT1.SA/EUT1.GEN1/EUT1.GEN2/
Switch bits	00010001:00010001:00000000:00000001

Test at TX 5785 MHz

RESULT: Reference power cond.

DESCRIPTION	LOWER LIMIT	UPPER LIMIT	MEASURED	UNIT	VERDICT
Ref. power 1MHz/1MHz cond.	---	---	10.79	dBm	INFO
Ref. frequency	---	---	5788.600	MHz	INFO

READ SA SETTINGS:

RefLevel [dBm] | RefLevelOffset [dB] | InpAtt [dB]	18.79 | 12.95 | 25
Start [MHz] | Stop [MHz]	5760.000 | 5810.000
RBW [MHz] | VBW [MHz]	0.300000 | 1.000000
Detector | TraceMode	POS | MAXH
Sweep: time [ms] | count | points per Section | type	1 | 2500 | 1001 | SWE

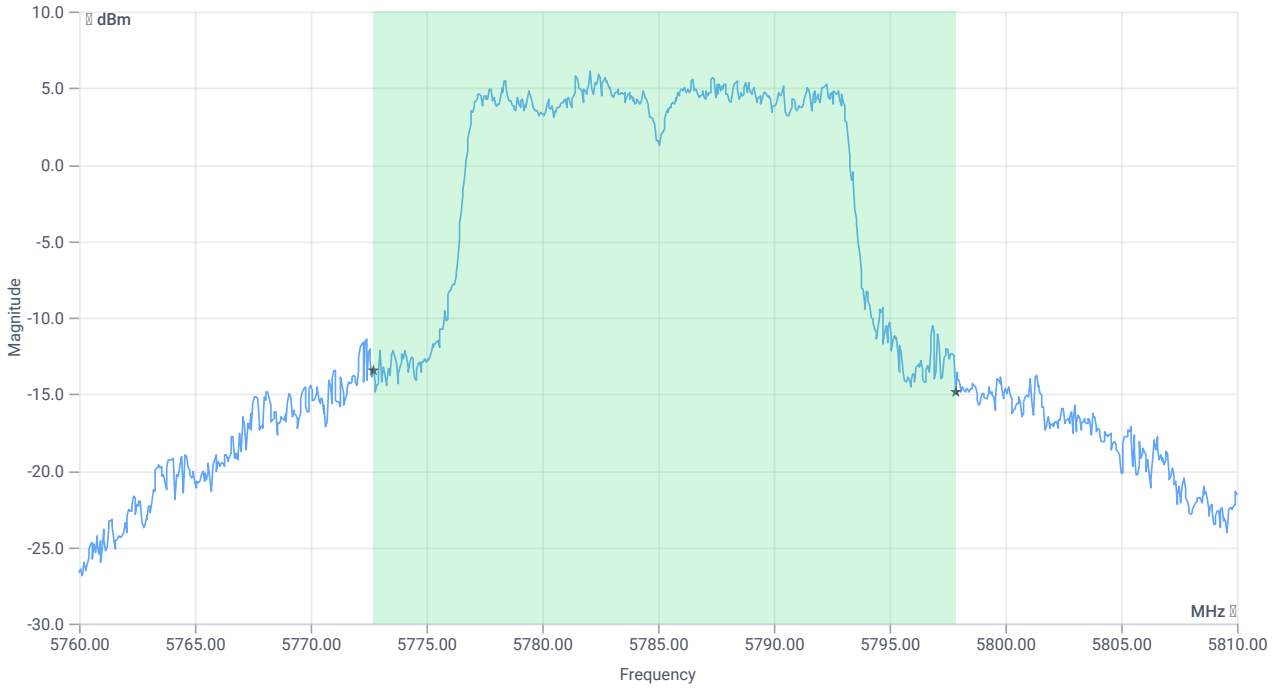

BW 99PCT

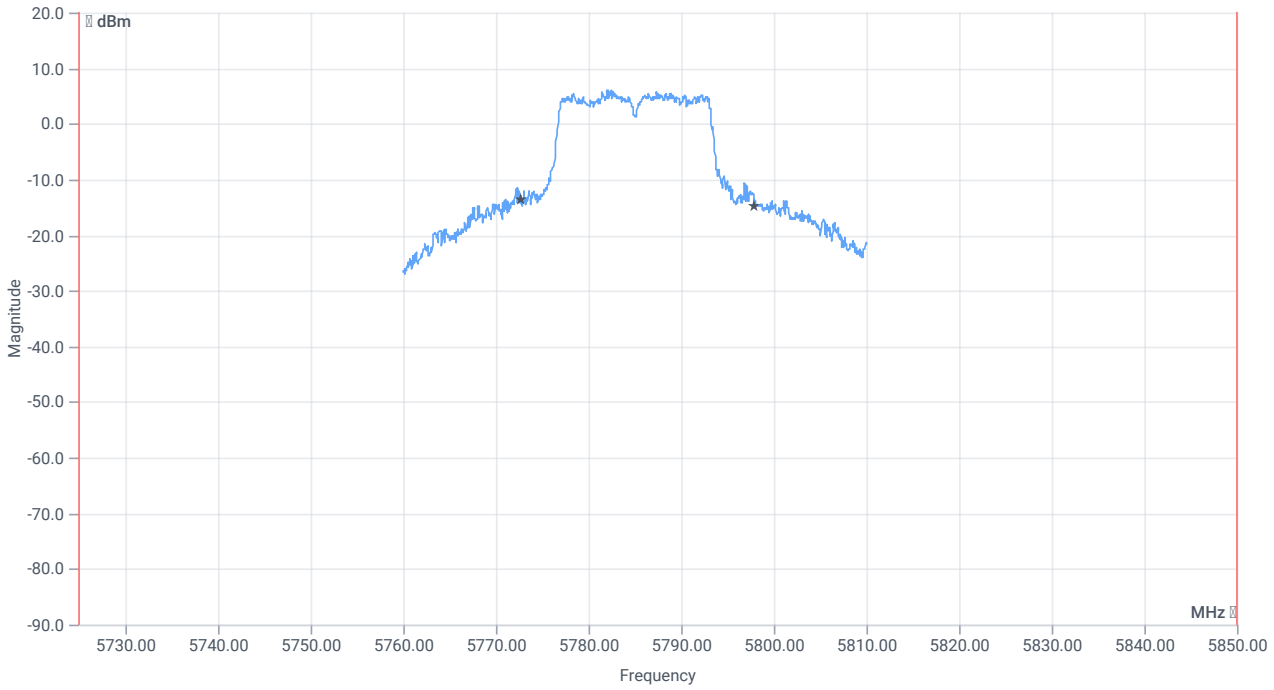

BW within band 99PCT

RESULT

DESCRIPTION	LOWER LIMIT	UPPER LIMIT	MEASURED	UNIT	VERDICT
Bandwidth 99%	---	---	25.125	MHz	INFO
T1 99%	5725.000000	---	5772.7123	MHz	PASS
T2 99%	---	5850.000000	5797.8372	MHz	PASS

BW 20dB

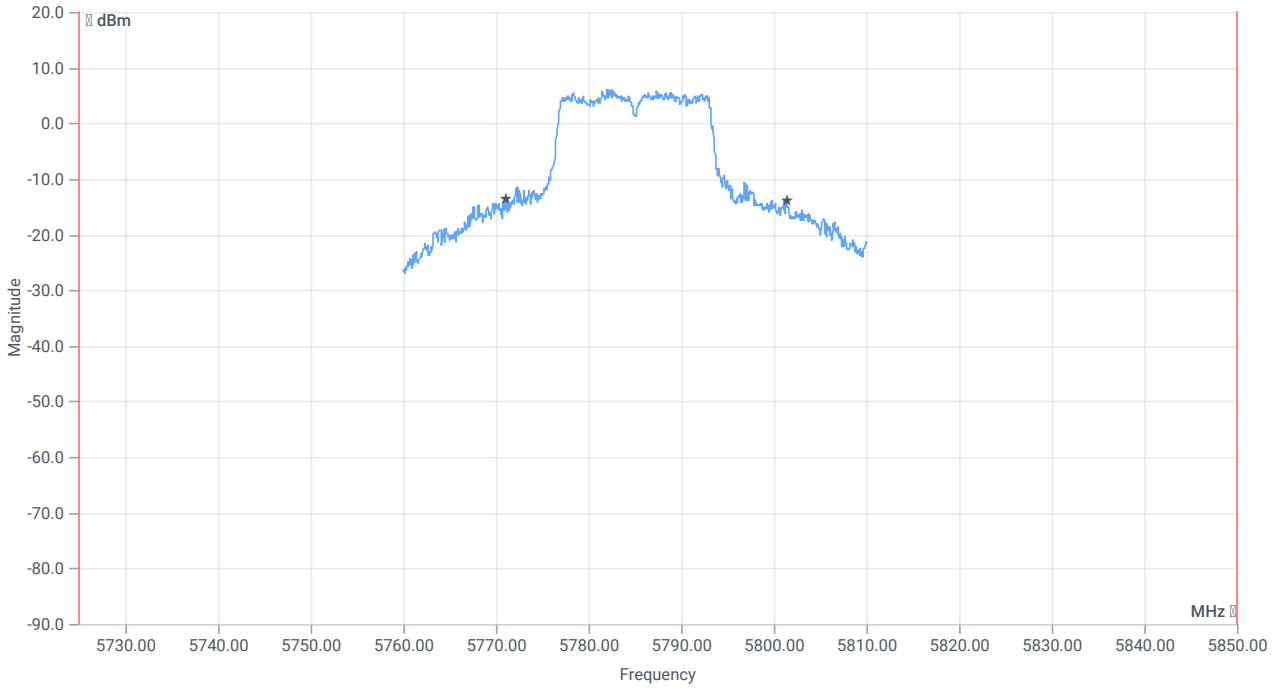

BW within band 20dB

RESULT

DESCRIPTION	LOWER LIMIT	UPPER LIMIT	MEASURED	UNIT	VERDICT
Bandwidth 20dB	---	---	30.35	MHz	INFO
T1 20dB	5725.000000	---	5771.0000	MHz	PASS
T2 20dB	---	5850.000000	5801.3500	MHz	PASS

Verdict
PASS

FCC 15.407, ISED RSS247 # Bandwidths 99PCT and 20dB ~ WLAN5Gx a mode U-NII-3

References

TC start	11.06.2024 14:21:09
Ambit temp [°C] | humidity [rel%]	25.0 | 31
System version	5.0.5.0
Standard | Version	FCC 15.407, ISED RSS247 | NI
Method	26dB Bandwidth KDB789033 D02, C.1 / ISED RSS-GEN
Description	FCC 15.407 Bandwidths - WLAN5Gx a mode U-NII-3
Information	

EUT Common Settings WLAN5Gx

Number of antenna ports	2
User Interaction	No
Device class U-NII-1 (FCC)	AP outdoor
Limit W52 japan	Standard
TPC supported	No
Vehicle use (ISED)	No

Equipment

Signal analyzer,Rohde&Schwarz,FSV-40,1307.9002K40/101042,3.70
Switch matrix,cetecom advanced GmbH,USM,B002,1.0.0

Test Parameter

Technology to test	WLAN5Gx a mode
EUT port	EUT1
Temperature	nom
Voltage	nom
Frequency low to test	False | Freq [MHz] 5745
Frequency mid to test	False | Freq [MHz] 5785
Frequency high to test	True | Freq [MHz] 5825
Auto control enabled power supply | Climatic Box	No | No
Additional path loss [dB]	0
Full path type	EUT_SA_GEN_SIG
Full path name	EUT1.MP.SIG1/EUT1.SA/EUT1.GEN1/EUT1.GEN2/
Switch bits	00010001:00010001:00000000:00000001

Test at TX 5825 MHz

RESULT: Reference power cond.

DESCRIPTION	LOWER LIMIT	UPPER LIMIT	MEASURED	UNIT	VERDICT
Ref. power 1MHz/1MHz cond.	---	---	10.89	dBm	INFO
Ref. frequency	---	---	5823.600	MHz	INFO

READ SA SETTINGS:

RefLevel [dBm] | RefLevelOffset [dB] | InpAtt [dB]	18.89 | 12.88 | 25
Start [MHz] | Stop [MHz]	5800.000 | 5850.000
RBW [MHz] | VBW [MHz]	0.300000 | 1.000000
Detector | TraceMode	POS | MAXH
Sweep: time [ms] | count | points per Section | type	1 | 2500 | 1001 | SWE

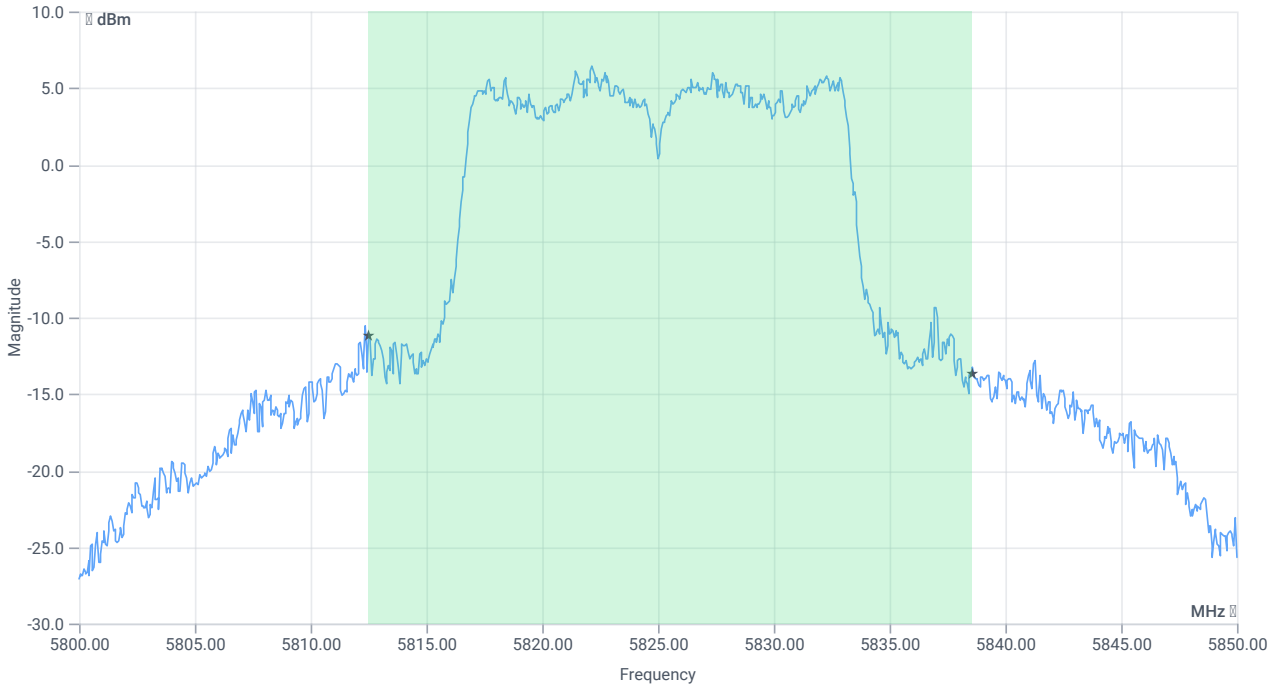

BW 99PCT

BW within band 99PCT

RESULT

DESCRIPTION	LOWER LIMIT	UPPER LIMIT	MEASURED	UNIT	VERDICT
Bandwidth 99%	---	---	26.024	MHz	INFO
T1 99%	5725.000000	---	5812.5125	MHz	PASS
T2 99%	---	5850.000000	5838.5365	MHz	PASS

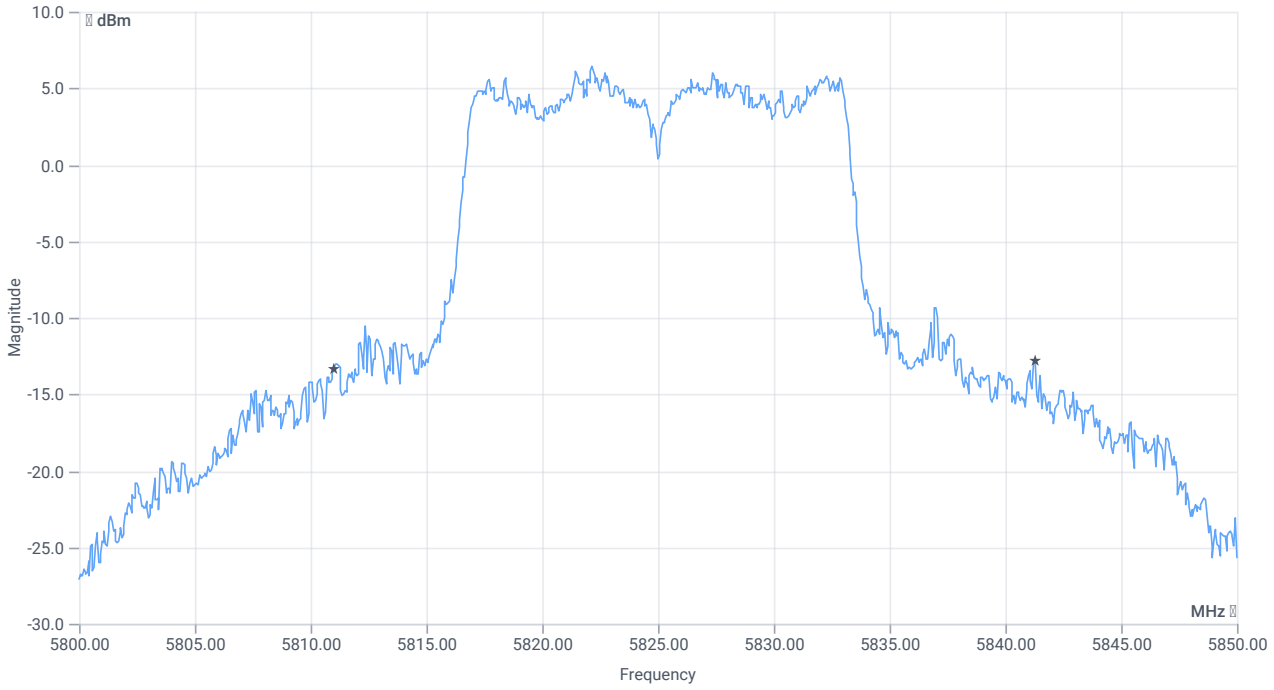

BW 20dB

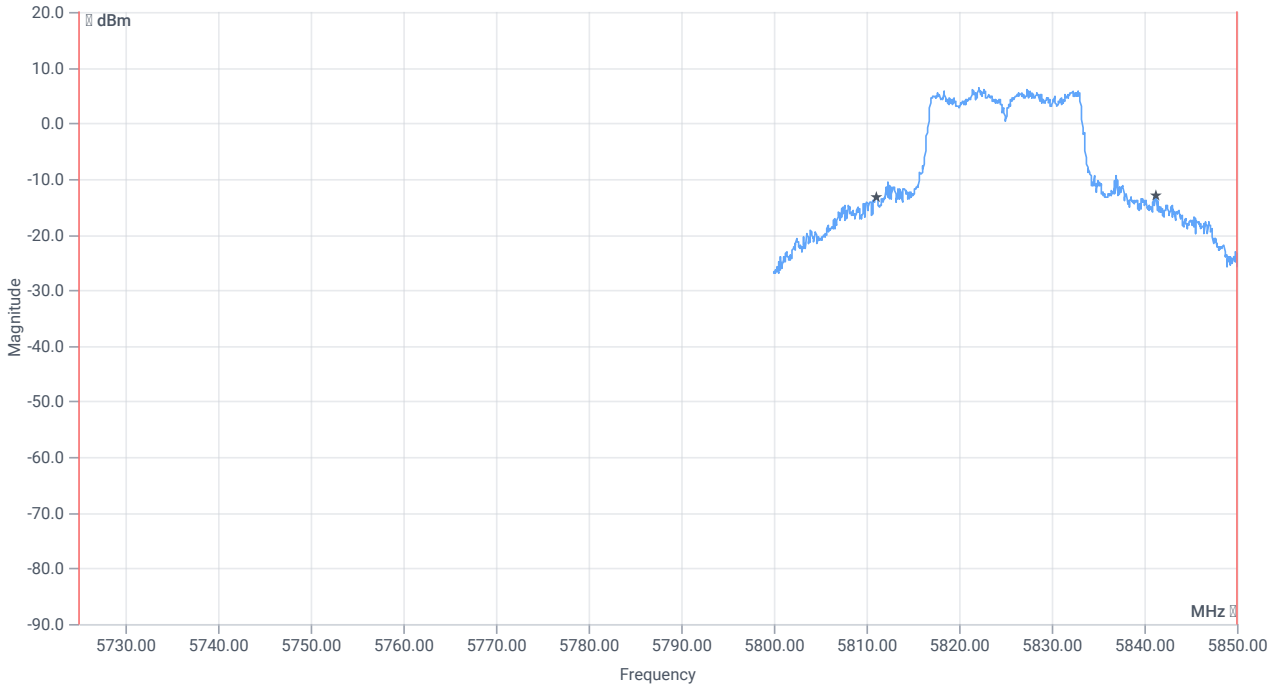

BW within band 20dB

RESULT

DESCRIPTION	LOWER LIMIT	UPPER LIMIT	MEASURED	UNIT	VERDICT
Bandwidth 20dB	---	---	30.3	MHz	INFO
T1 20dB	5725.000000	---	5811.0000	MHz	PASS
T2 20dB	---	5850.000000	5841.3000	MHz	PASS

Verdict
PASS

FCC 15.407, ISED RSS247 # Bandwidths 99PCT and 20dB ~ WLAN5Gx a mode U-NII-3

References

TC start	12.06.2024 10:16:48
Ambit temp [°C] | humidity [rel%]	24.3 | 34
System version	5.0.5.0
Standard | Version	FCC 15.407, ISED RSS247 | NI
Method	26dB Bandwidth KDB789033 D02, C.1 / ISED RSS-GEN
Description	FCC 15.407 Bandwidths - WLAN5Gx a mode U-NII-3
Information	

EUT Common Settings WLAN5Gx

Number of antenna ports	2
User Interaction	No
Device class U-NII-1 (FCC)	AP outdoor
Limit W52 japan	Standard
TPC supported	No
Vehicle use (ISED)	No

Equipment

Signal analyzer,Rohde&Schwarz,FSV-40,1307.9002K40/101042,3.70
Switch matrix,cetecom advanced GmbH,USM,B002,1.0.0

Test Parameter

Technology to test	WLAN5Gx a mode
EUT port	EUT2
Temperature	nom
Voltage	nom
Frequency low to test	True | Freq [MHz] 5745
Frequency mid to test	False | Freq [MHz] 5785
Frequency high to test	False | Freq [MHz] 5825
Auto control enabled power supply | Climatic Box	No | No
Additional path loss [dB]	0
Full path type	EUT_SA_GEN_SIG
Full path name	EUT2.MP.SIG1/EUT2.SA/EUT2.GEN1/EUT2.GEN2/
Switch bits	00100010:00010001:00000000:00000001

Test at TX 5745 MHz

RESULT: Reference power cond.

DESCRIPTION	LOWER LIMIT	UPPER LIMIT	MEASURED	UNIT	VERDICT
Ref. power 1MHz/1MHz cond.	---	---	10.43	dBm	INFO
Ref. frequency	---	---	5747.600	MHz	INFO

READ SA SETTINGS:

RefLevel [dBm] | RefLevelOffset [dB] | InpAtt [dB]	18.43 | 12.78 | 25
Start [MHz] | Stop [MHz]	5720.000 | 5770.000
RBW [MHz] | VBW [MHz]	0.300000 | 1.000000
Detector | TraceMode	POS | MAXH
Sweep: time [ms] | count | points per Section | type	1 | 2500 | 1001 | SWE

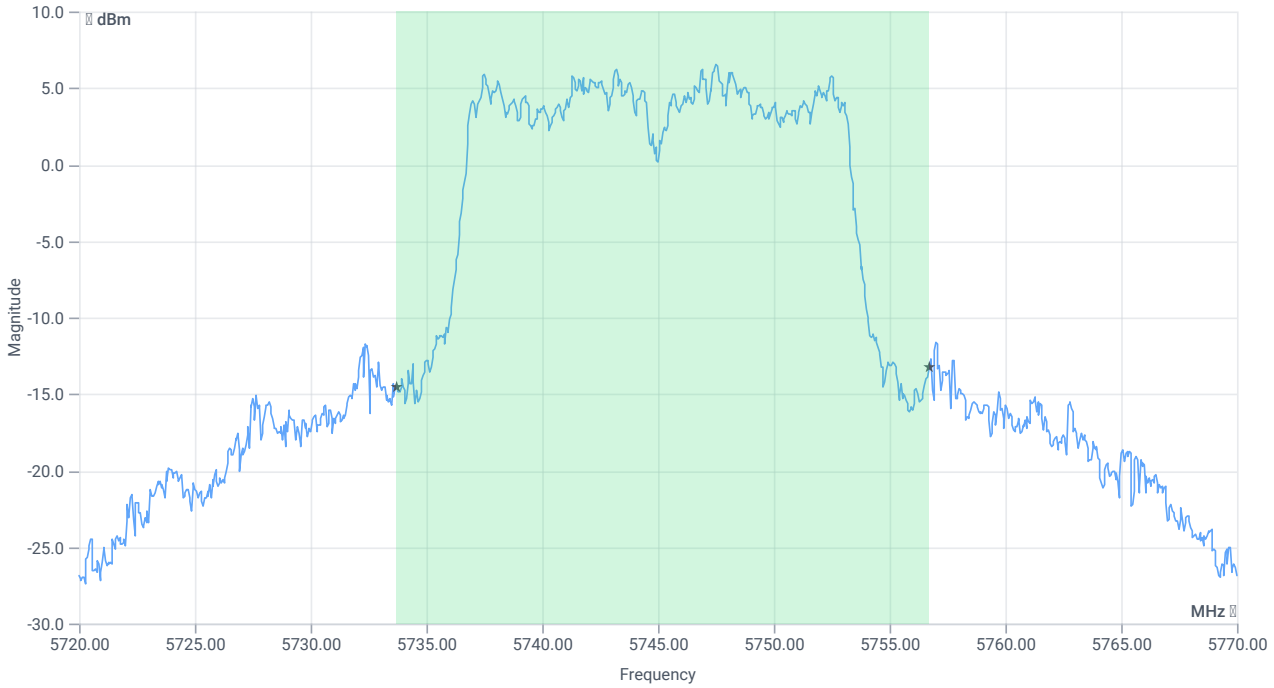

BW 99PCT

BW within band 99PCT

RESULT

DESCRIPTION	LOWER LIMIT	UPPER LIMIT	MEASURED	UNIT	VERDICT
Bandwidth 99%	---	---	22.977	MHz	INFO
T1 99%	5725.000000	---	5733.7113	MHz	PASS
T2 99%	---	5850.000000	5756.6883	MHz	PASS

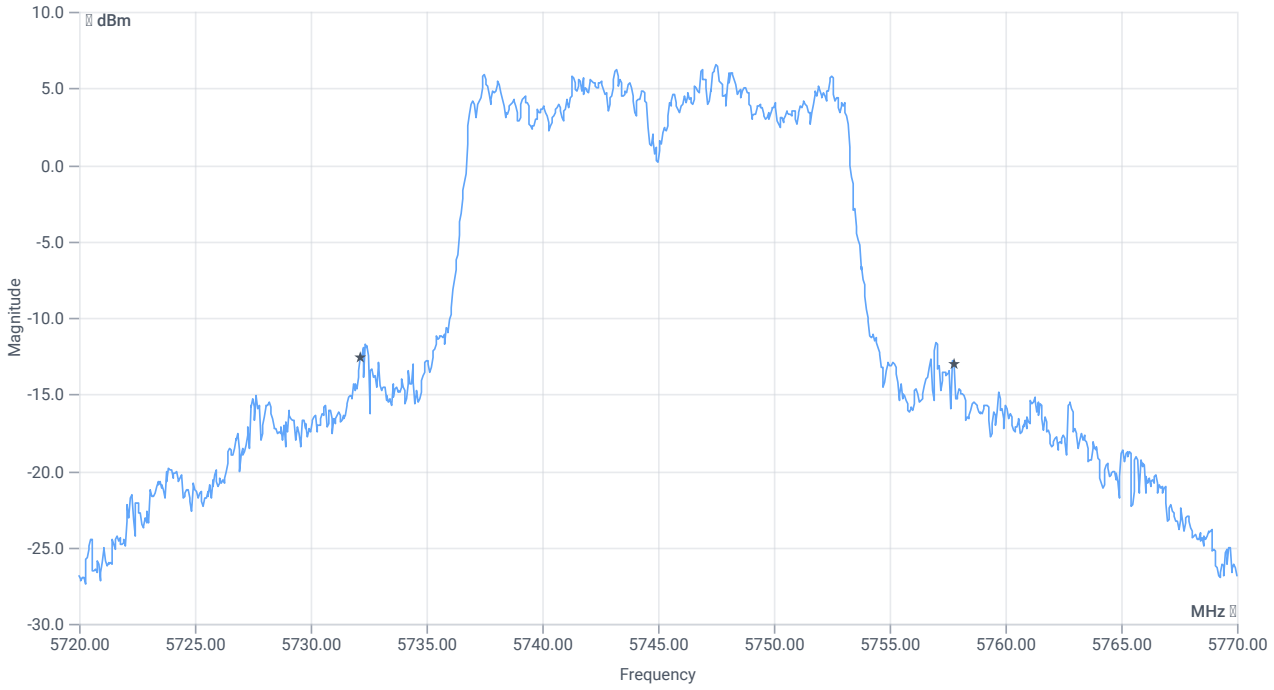

BW 20dB

BW within band 20dB

RESULT

DESCRIPTION	LOWER LIMIT	UPPER LIMIT	MEASURED	UNIT	VERDICT
Bandwidth 20dB	---	---	25.65	MHz	INFO
T1 20dB	5725.000000	---	5732.1500	MHz	PASS
T2 20dB	---	5850.000000	5757.8000	MHz	PASS

Verdict
PASS

FCC 15.407, ISED RSS247 # Bandwidths 99PCT and 20dB ~ WLAN5Gx a mode U-NII-3

References

TC start	12.06.2024 10:31:11
Ambit temp [°C] | humidity [rel%]	24.4 | 33
System version	5.0.5.0
Standard | Version	FCC 15.407, ISED RSS247 | NI
Method	26dB Bandwidth KDB789033 D02, C.1 / ISED RSS-GEN
Description	FCC 15.407 Bandwidths - WLAN5Gx a mode U-NII-3
Information	

EUT Common Settings WLAN5Gx

Number of antenna ports	2
User Interaction	No
Device class U-NII-1 (FCC)	AP outdoor
Limit W52 japan	Standard
TPC supported	No
Vehicle use (ISED)	No

Equipment

Signal analyzer,Rohde&Schwarz,FSV-40,1307.9002K40/101042,3.70
Switch matrix,cetecom advanced GmbH,USM,B002,1.0.0

Test Parameter

Technology to test	WLAN5Gx a mode
EUT port	EUT2
Temperature	nom
Voltage	nom
Frequency low to test	False | Freq [MHz] 5745
Frequency mid to test	True | Freq [MHz] 5785
Frequency high to test	False | Freq [MHz] 5825
Auto control enabled power supply | Climatic Box	No | No
Additional path loss [dB]	0
Full path type	EUT_SA_GEN_SIG
Full path name	EUT2.MP.SIG1/EUT2.SA/EUT2.GEN1/EUT2.GEN2/
Switch bits	00100010:00010001:00000000:00000001

Test at TX 5785 MHz

RESULT: Reference power cond.

DESCRIPTION	LOWER LIMIT	UPPER LIMIT	MEASURED	UNIT	VERDICT
Ref. power 1MHz/1MHz cond.	---	---	10.61	dBm	INFO
Ref. frequency	---	---	5792.190	MHz	INFO

READ SA SETTINGS:

RefLevel [dBm] | RefLevelOffset [dB] | InpAtt [dB]	18.61 | 12.7 | 25
Start [MHz] | Stop [MHz]	5760.000 | 5810.000
RBW [MHz] | VBW [MHz]	0.300000 | 1.000000
Detector | TraceMode	POS | MAXH
Sweep: time [ms] | count | points per Section | type	1 | 2500 | 1001 | SWE

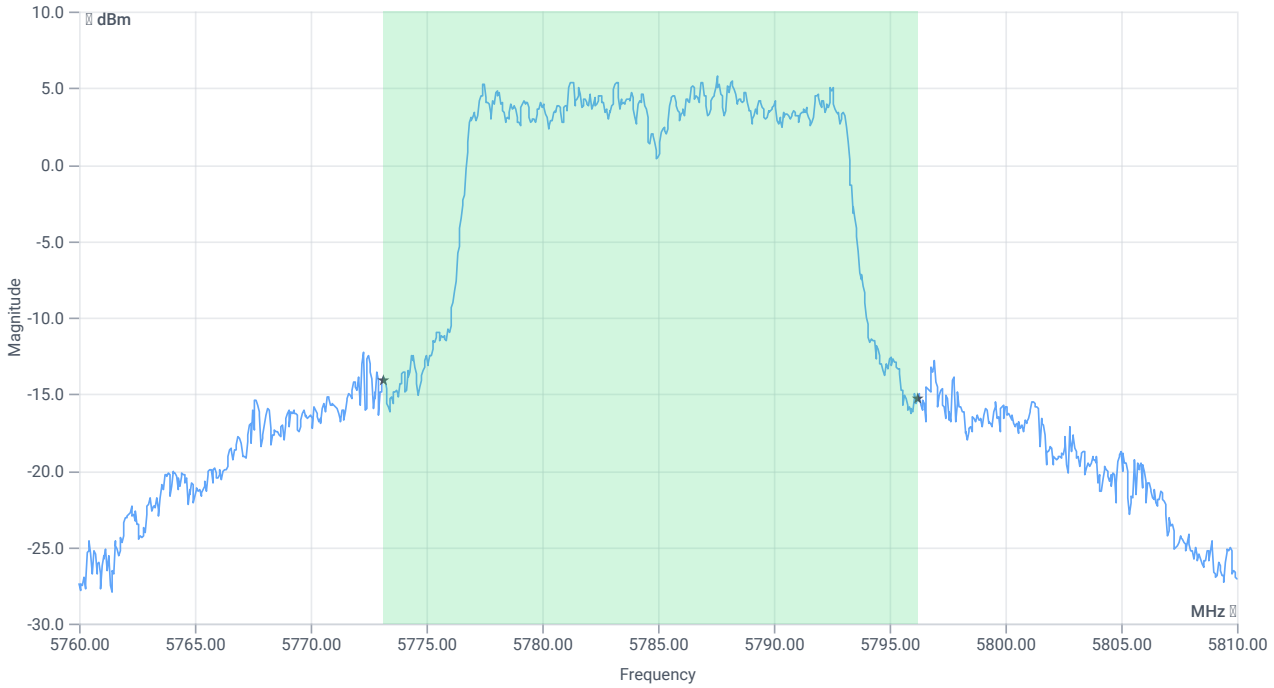

BW 99PCT

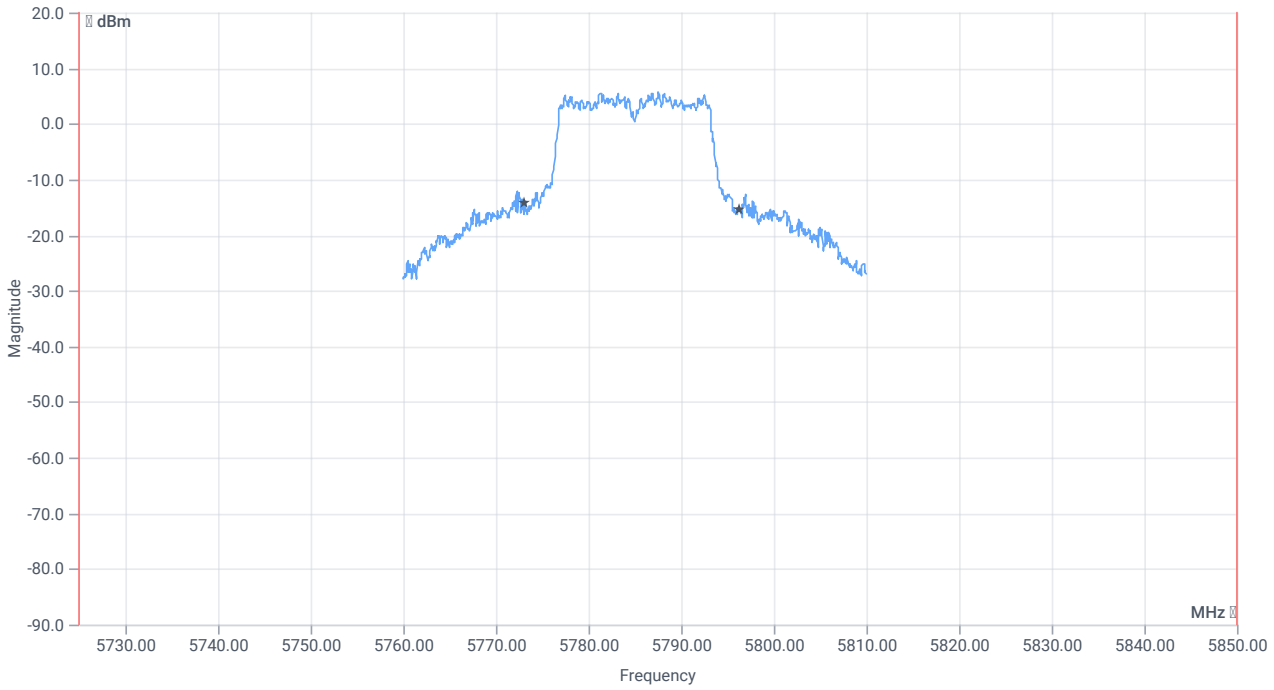

BW within band 99PCT

RESULT

DESCRIPTION	LOWER LIMIT	UPPER LIMIT	MEASURED	UNIT	VERDICT
Bandwidth 99%	---	---	23.077	MHz	INFO
T1 99%	5725.000000	---	5773.1119	MHz	PASS
T2 99%	---	5850.000000	5796.1888	MHz	PASS

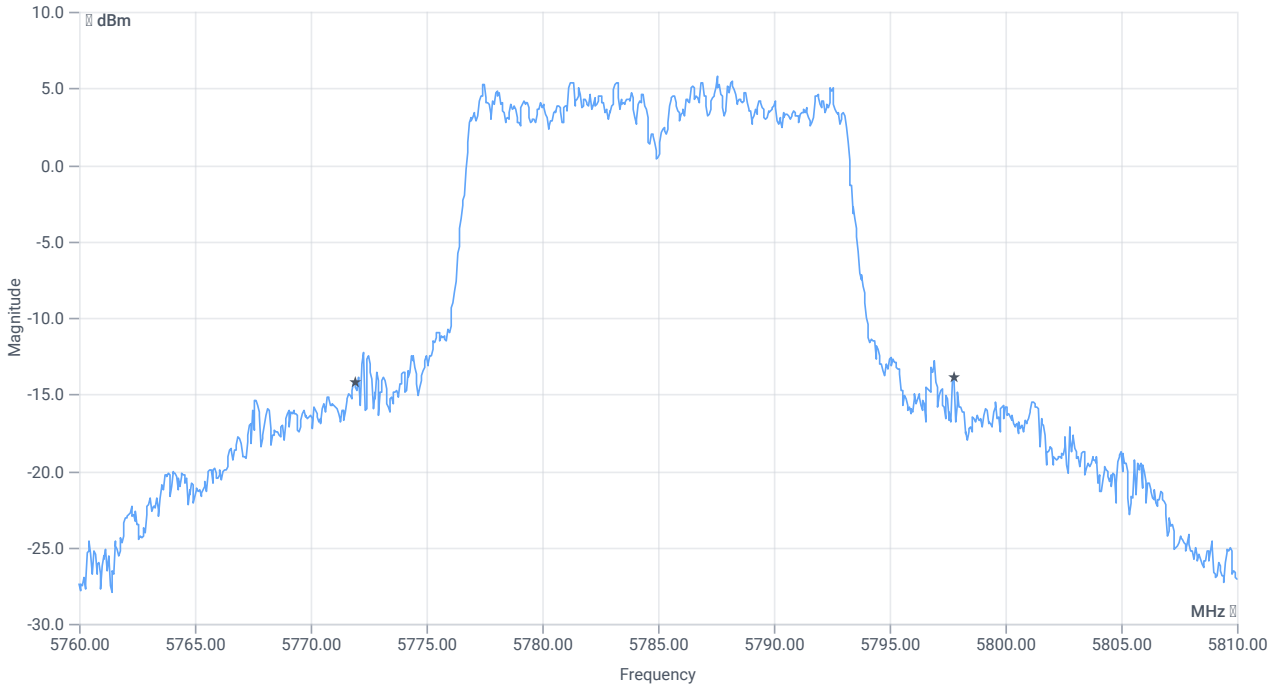

BW 20dB

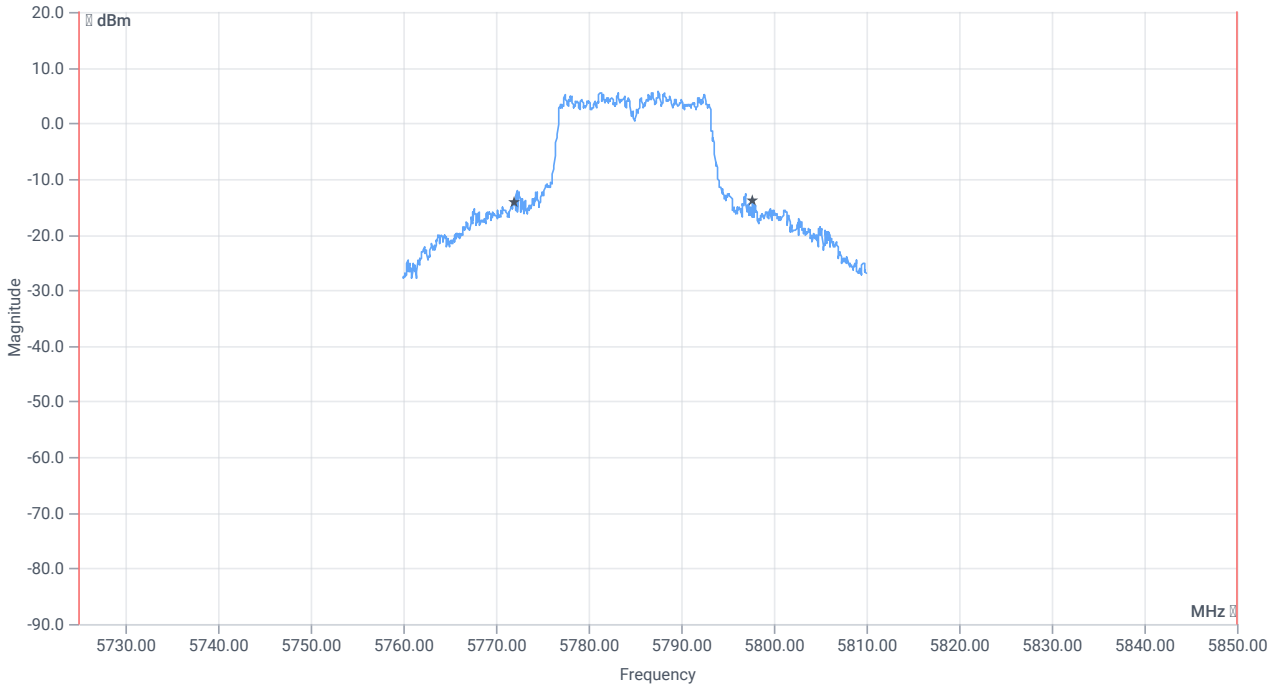

BW within band 20dB

RESULT

DESCRIPTION	LOWER LIMIT	UPPER LIMIT	MEASURED	UNIT	VERDICT
Bandwidth 20dB	---	---	25.85	MHz	INFO
T1 20dB	5725.000000	---	5771.9000	MHz	PASS
T2 20dB	---	5850.000000	5797.7500	MHz	PASS

Verdict
PASS

FCC 15.407, ISED RSS247 # Bandwidths 99PCT and 20dB ~ WLAN5Gx a mode U-NII-3

References

TC start	12.06.2024 10:46:58
Ambit temp [°C] | humidity [rel%]	24.5 | 33
System version	5.0.5.0
Standard | Version	FCC 15.407, ISED RSS247 | NI
Method	26dB Bandwidth KDB789033 D02, C.1 / ISED RSS-GEN
Description	FCC 15.407 Bandwidths - WLAN5Gx a mode U-NII-3
Information	

EUT Common Settings WLAN5Gx

Number of antenna ports	2
User Interaction	No
Device class U-NII-1 (FCC)	AP outdoor
Limit W52 japan	Standard
TPC supported	No
Vehicle use (ISED)	No

Equipment

Signal analyzer,Rohde&Schwarz,FSV-40,1307.9002K40/101042,3.70
Switch matrix,cetecom advanced GmbH,USM,B002,1.0.0

Test Parameter

Technology to test	WLAN5Gx a mode
EUT port	EUT2
Temperature	nom
Voltage	nom
Frequency low to test	False | Freq [MHz] 5745
Frequency mid to test	False | Freq [MHz] 5785
Frequency high to test	True | Freq [MHz] 5825
Auto control enabled power supply | Climatic Box	No | No
Additional path loss [dB]	0
Full path type	EUT_SA_GEN_SIG
Full path name	EUT2.MP.SIG1/EUT2.SA/EUT2.GEN1/EUT2.GEN2/
Switch bits	00100010:00010001:00000000:00000001

Test at TX 5825 MHz

RESULT: Reference power cond.

DESCRIPTION	LOWER LIMIT	UPPER LIMIT	MEASURED	UNIT	VERDICT
Ref. power 1MHz/1MHz cond.	---	---	11.54	dBm	INFO
Ref. frequency	---	---	5822.400	MHz	INFO

READ SA SETTINGS:

RefLevel [dBm] | RefLevelOffset [dB] | InpAtt [dB]	19.54 | 12.73 | 25
Start [MHz] | Stop [MHz]	5800.000 | 5850.000
RBW [MHz] | VBW [MHz]	0.300000 | 1.000000
Detector | TraceMode	POS | MAXH
Sweep: time [ms] | count | points per Section | type	1 | 2500 | 1001 | SWE

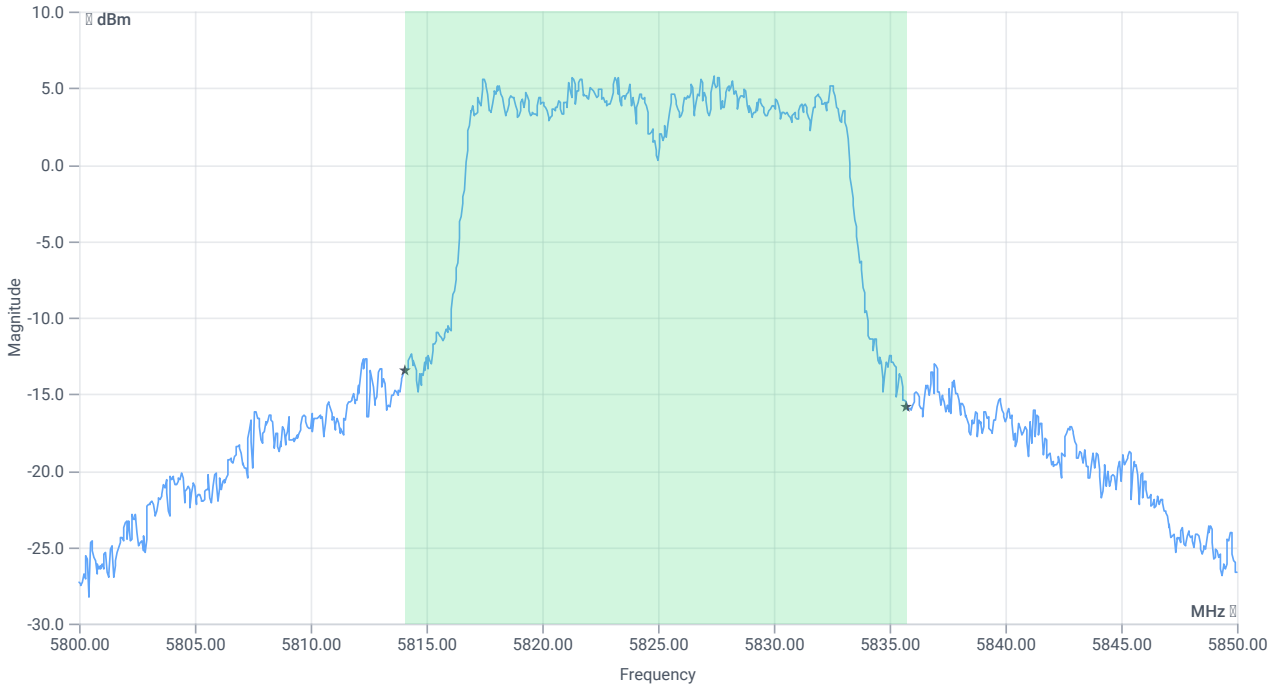

BW 99PCT

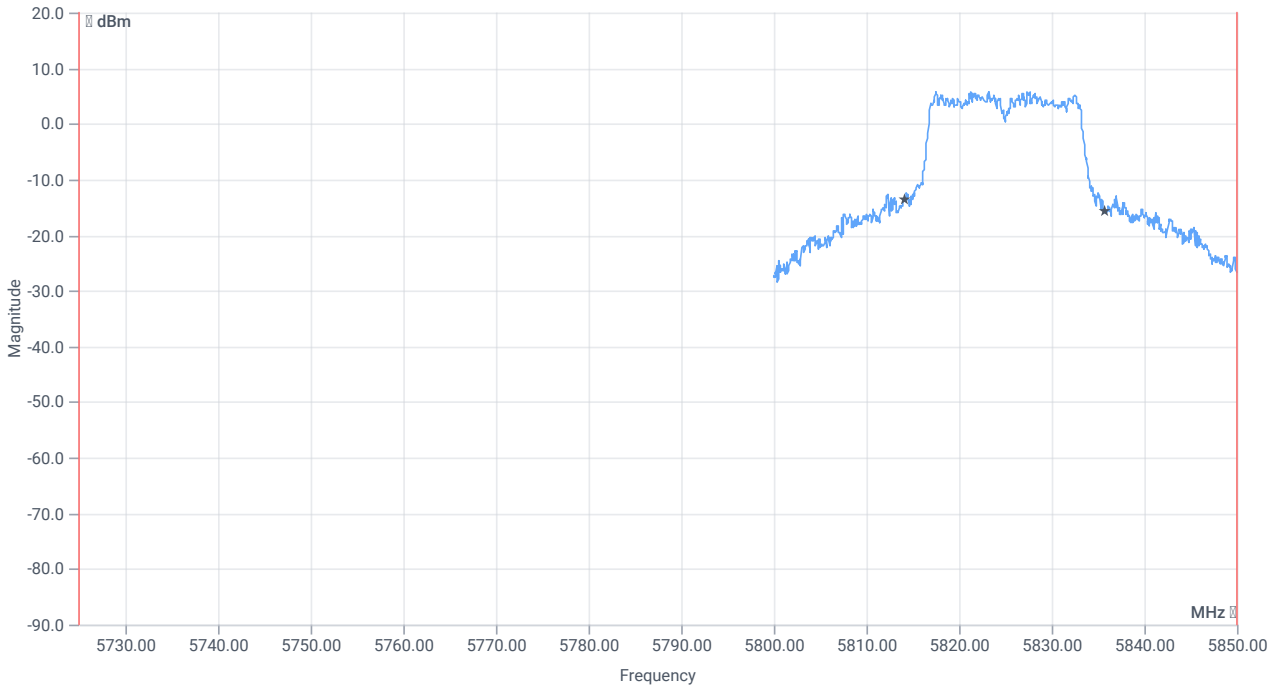

BW within band 99PCT

RESULT

DESCRIPTION	LOWER LIMIT	UPPER LIMIT	MEASURED	UNIT	VERDICT
Bandwidth 99%	---	---	21.678	MHz	INFO
T1 99%	5725.000000	---	5814.0609	MHz	PASS
T2 99%	---	5850.000000	5835.7393	MHz	PASS

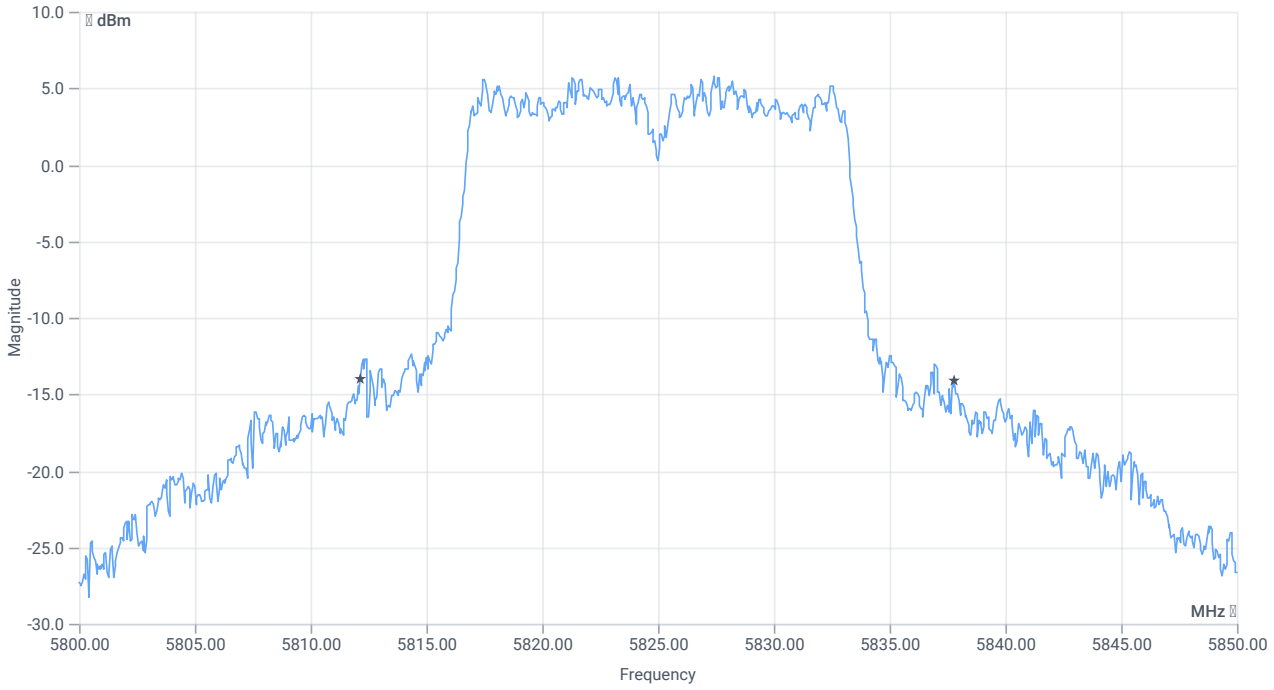

BW 20dB

BW within band 20dB

RESULT

DESCRIPTION	LOWER LIMIT	UPPER LIMIT	MEASURED	UNIT	VERDICT
Bandwidth 20dB	---	---	25.65	MHz	INFO
T1 20dB	5725.000000	---	5812.1500	MHz	PASS
T2 20dB	---	5850.000000	5837.8000	MHz	PASS

Verdict
PASS

FCC 15.407, ISED RSS247 # Bandwidths 99PCT and 20dB ~ WLAN5Gx ac-VHT20 mode U-NII-3

References

TC start	12.06.2024 07:57:08
Ambit temp [°C] | humidity [rel%]	23.0 | 36
System version	5.0.5.0
Standard | Version	FCC 15.407, ISED RSS247 | NI
Method	26dB Bandwidth KDB789033 D02, C.1 / ISED RSS-GEN
Description	FCC 15.407 Bandwidths - WLAN5Gx ac-VHT20 mode U-NII-3
Information	

EUT Common Settings WLAN5Gx

Number of antenna ports	2
User Interaction	No
Device class U-NII-1 (FCC)	AP outdoor
Limit W52 japan	Standard
TPC supported	No
Vehicle use (ISED)	No

Equipment

Signal analyzer,Rohde&Schwarz,FSV-40,1307.9002K40/101042,3.70
Switch matrix,cetecom advanced GmbH,USM,B002,1.0.0

Test Parameter

Technology to test	WLAN5Gx ac-VHT20 mode
EUT port	EUT1
Temperature	nom
Voltage	nom
Frequency low to test	True | Freq [MHz] 5745
Frequency mid to test	False | Freq [MHz] 5785
Frequency high to test	False | Freq [MHz] 5825
Auto control enabled power supply | Climatic Box	No | No
Additional path loss [dB]	0
Full path type	EUT_SA_GEN_SIG
Full path name	EUT1.MP.SIG1/EUT1.SA/EUT1.GEN1/EUT1.GEN2/
Switch bits	00010001:00010001:00000000:00000001

Test at TX 5745 MHz

RESULT: Reference power cond.

DESCRIPTION	LOWER LIMIT	UPPER LIMIT	MEASURED	UNIT	VERDICT
Ref. power 1MHz/1MHz cond.	---	---	11.05	dBm	INFO
Ref. frequency	---	---	5747.600	MHz	INFO

READ SA SETTINGS:

RefLevel [dBm] | RefLevelOffset [dB] | InpAtt [dB]	19.05 | 12.82 | 25
Start [MHz] | Stop [MHz]	5720.000 | 5770.000
RBW [MHz] | VBW [MHz]	0.300000 | 1.000000
Detector | TraceMode	POS | MAXH
Sweep: time [ms] | count | points per Section | type	1 | 2500 | 1001 | SWE

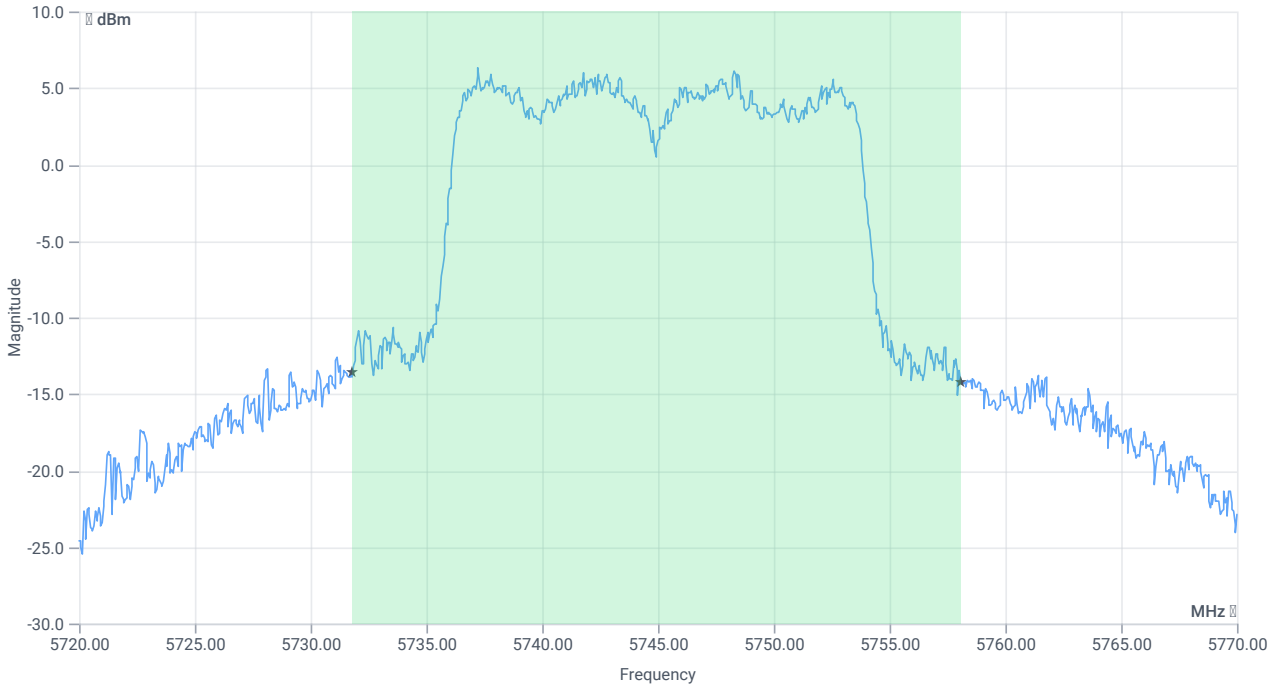

BW 99PCT

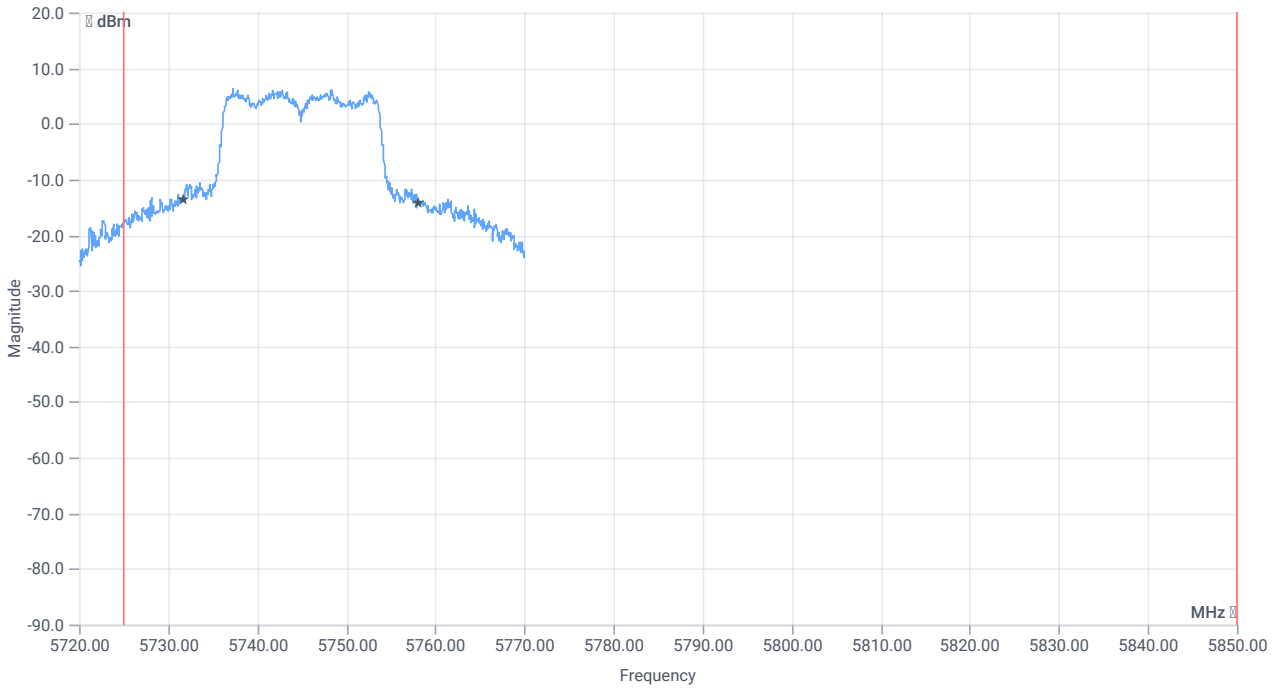

BW within band 99PCT

RESULT

DESCRIPTION	LOWER LIMIT	UPPER LIMIT	MEASURED	UNIT	VERDICT
Bandwidth 99%	---	---	26.324	MHz	INFO
T1 99%	5725.000000	---	5731.7632	MHz	PASS
T2 99%	---	5850.000000	5758.0869	MHz	PASS

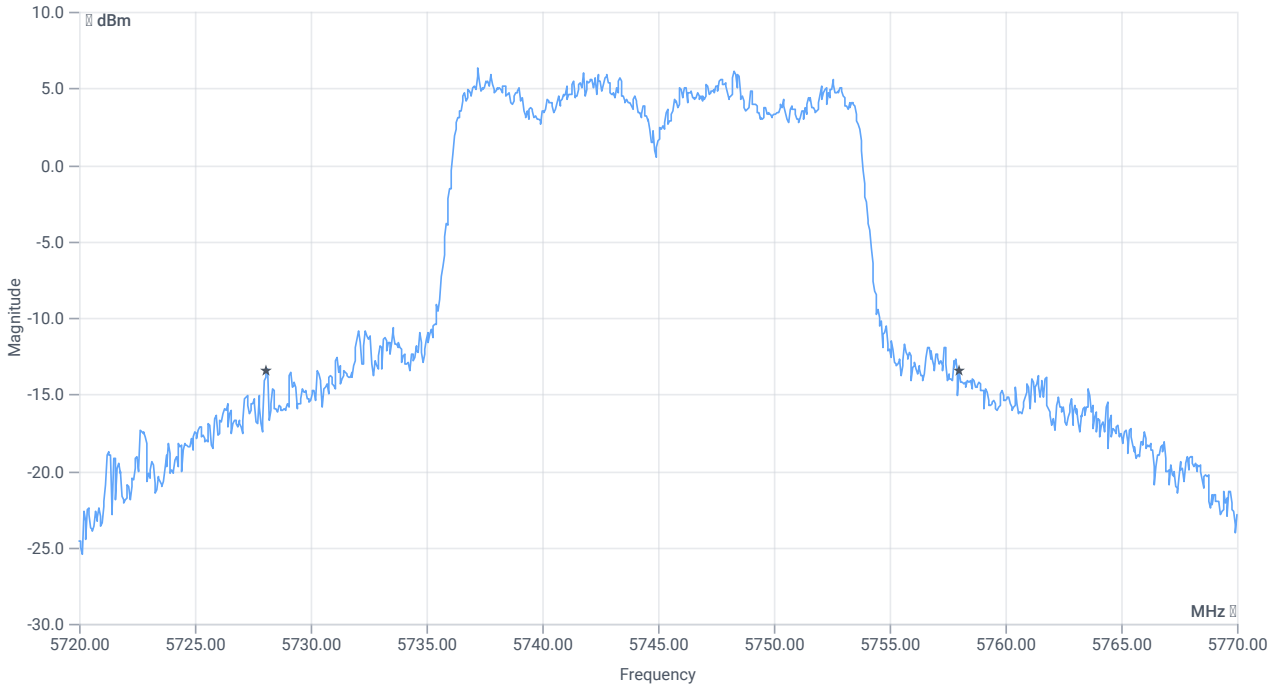

BW 20dB

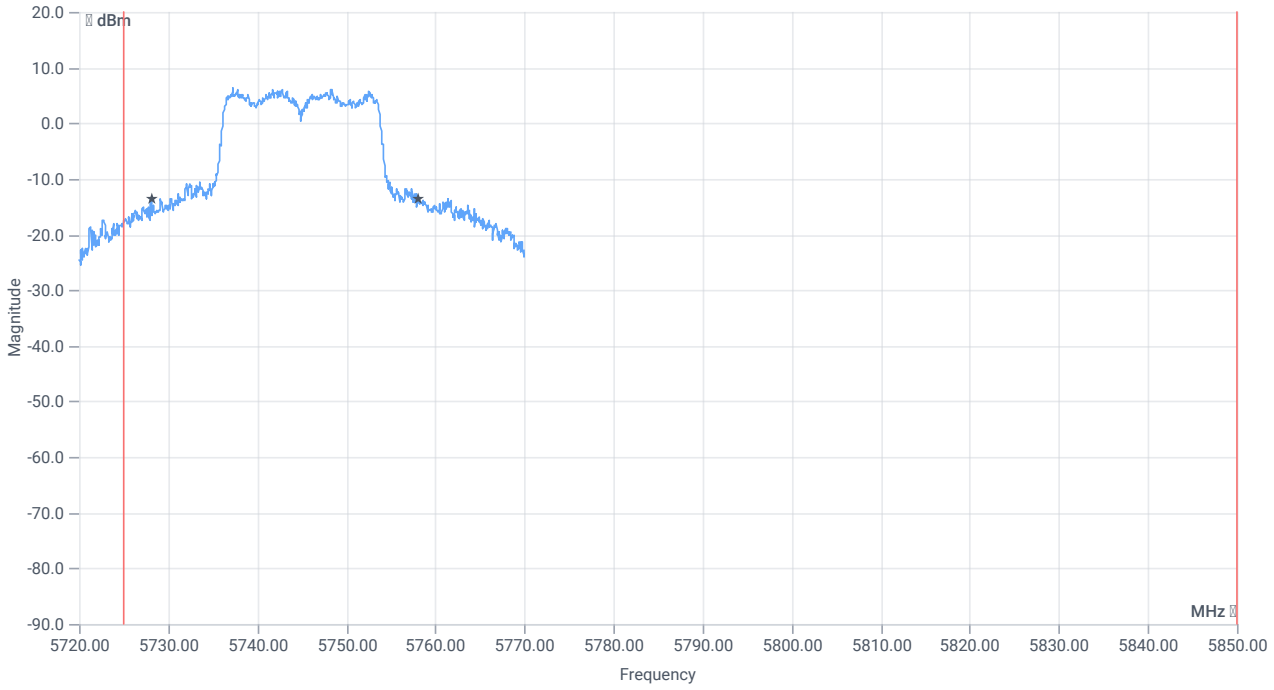

BW within band 20dB

RESULT

DESCRIPTION	LOWER LIMIT	UPPER LIMIT	MEASURED	UNIT	VERDICT
Bandwidth 20dB	---	---	29.9	MHz	INFO
T1 20dB	5725.000000	---	5728.1000	MHz	PASS
T2 20dB	---	5850.000000	5758.0000	MHz	PASS

Verdict
PASS

FCC 15.407, ISED RSS247 # Bandwidths 99PCT and 20dB ~ WLAN5Gx ac-VHT20 mode U-NII-3

References

TC start	12.06.2024 08:11:59
Ambit temp [°C] | humidity [rel%]	23.2 | 36
System version	5.0.5.0
Standard | Version	FCC 15.407, ISED RSS247 | NI
Method	26dB Bandwidth KDB789033 D02, C.1 / ISED RSS-GEN
Description	FCC 15.407 Bandwidths - WLAN5Gx ac-VHT20 mode U-NII-3
Information	

EUT Common Settings WLAN5Gx

Number of antenna ports	2
User Interaction	No
Device class U-NII-1 (FCC)	AP outdoor
Limit W52 japan	Standard
TPC supported	No
Vehicle use (ISED)	No

Equipment

Signal analyzer,Rohde&Schwarz,FSV-40,1307.9002K40/101042,3.70
Switch matrix,cetecom advanced GmbH,USM,B002,1.0.0

Test Parameter

Technology to test	WLAN5Gx ac-VHT20 mode
EUT port	EUT1
Temperature	nom
Voltage	nom
Frequency low to test	False | Freq [MHz] 5745
Frequency mid to test	True | Freq [MHz] 5785
Frequency high to test	False | Freq [MHz] 5825
Auto control enabled power supply | Climatic Box	No | No
Additional path loss [dB]	0
Full path type	EUT_SA_GEN_SIG
Full path name	EUT1.MP.SIG1/EUT1.SA/EUT1.GEN1/EUT1.GEN2/
Switch bits	00010001:00010001:00000000:00000001

Test at TX 5785 MHz

RESULT: Reference power cond.

DESCRIPTION	LOWER LIMIT	UPPER LIMIT	MEASURED	UNIT	VERDICT
Ref. power 1MHz/1MHz cond.	---	---	11.84	dBm	INFO
Ref. frequency	---	---	5787.600	MHz	INFO

READ SA SETTINGS:

RefLevel [dBm] | RefLevelOffset [dB] | InpAtt [dB]	19.84 | 12.95 | 25
Start [MHz] | Stop [MHz]	5760.000 | 5810.000
RBW [MHz] | VBW [MHz]	0.300000 | 1.000000
Detector | TraceMode	POS | MAXH
Sweep: time [ms] | count | points per Section | type	1 | 2500 | 1001 | SWE

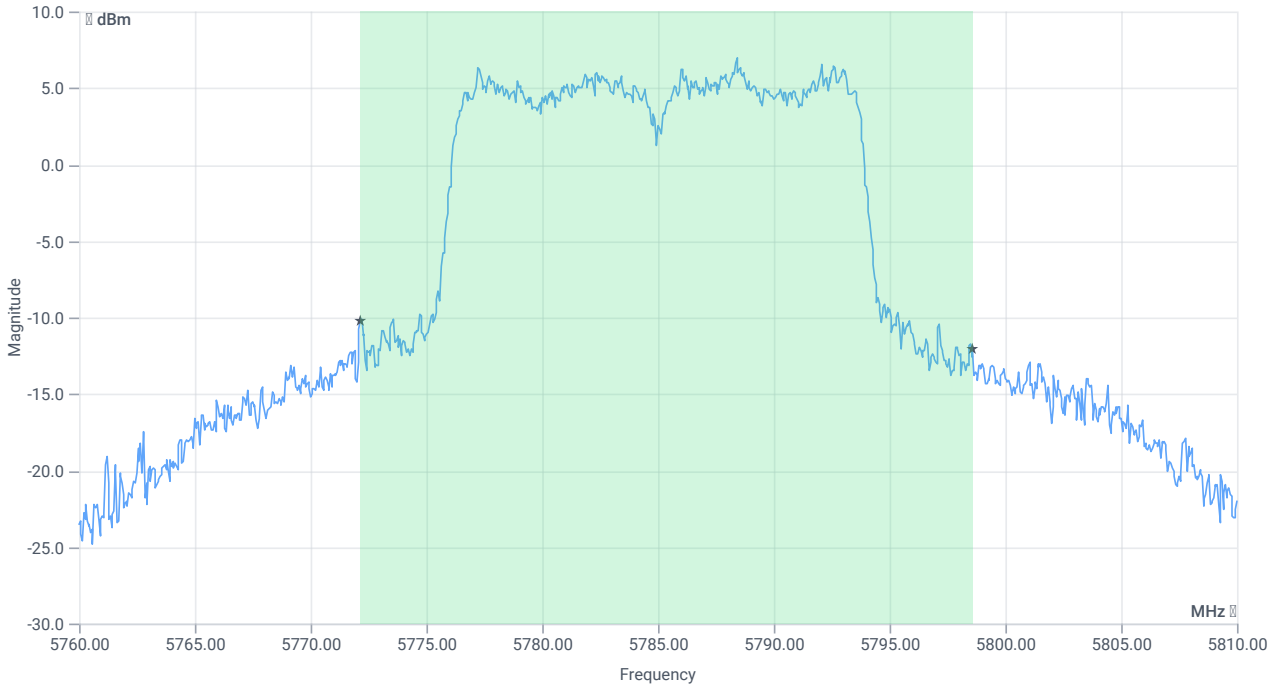

BW 99PCT

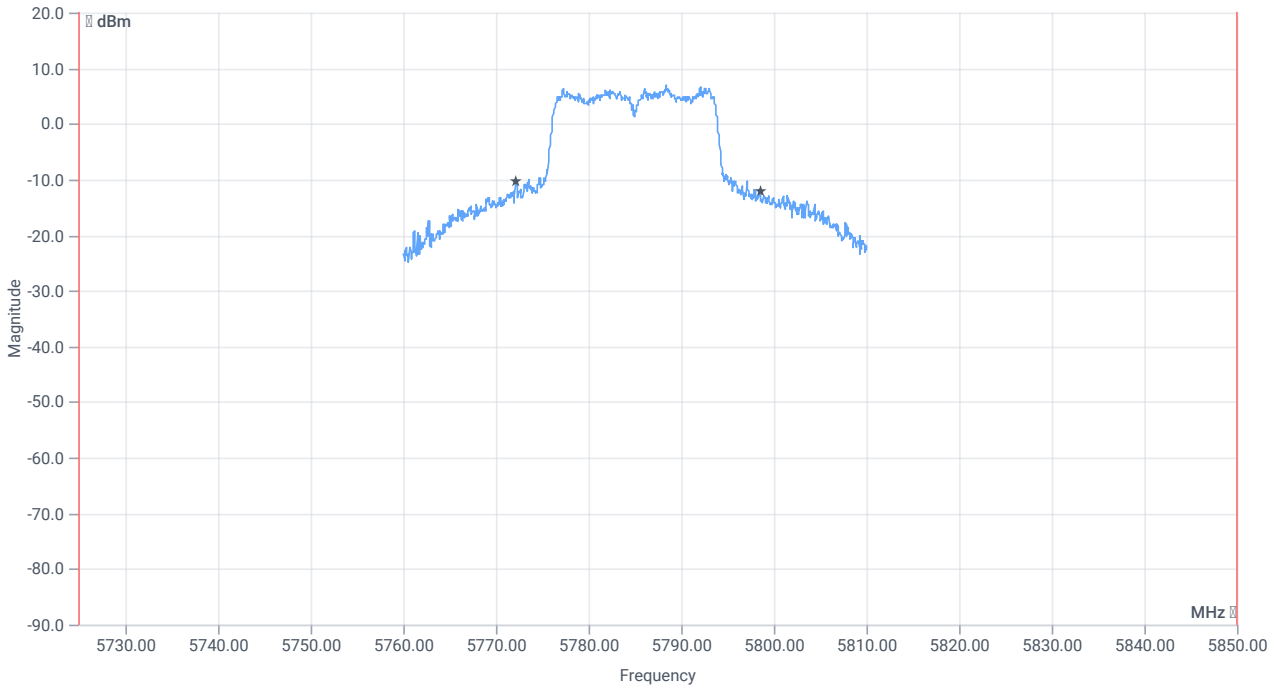

BW within band 99PCT

RESULT

DESCRIPTION	LOWER LIMIT	UPPER LIMIT	MEASURED	UNIT	VERDICT
Bandwidth 99%	---	---	26.424	MHz	INFO
T1 99%	5725.000000	---	5772.1628	MHz	PASS
T2 99%	---	5850.000000	5798.5864	MHz	PASS

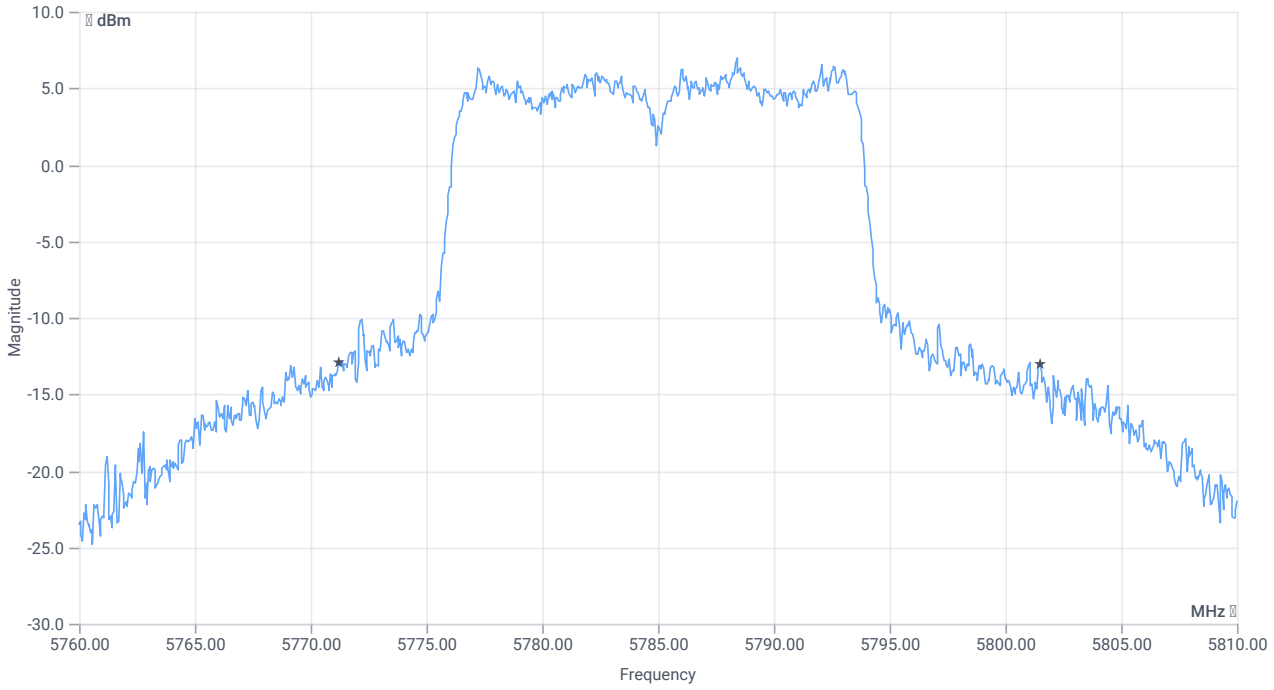

BW 20dB

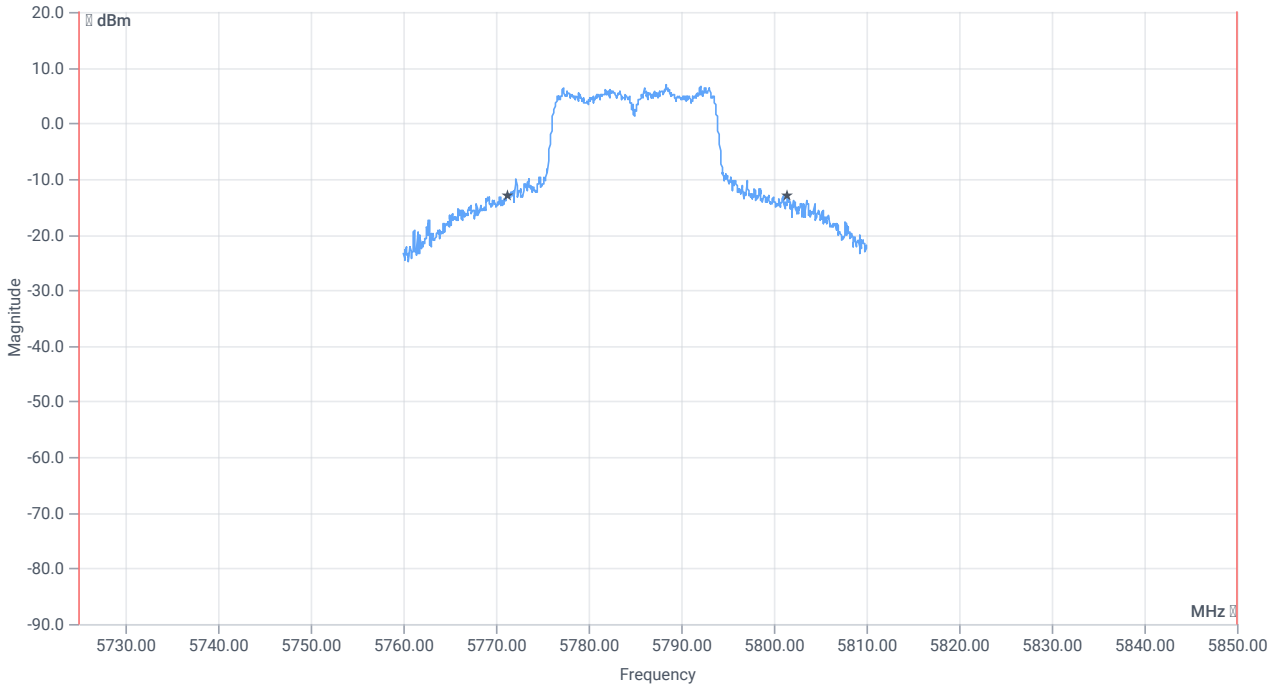

BW within band 20dB

RESULT

DESCRIPTION	LOWER LIMIT	UPPER LIMIT	MEASURED	UNIT	VERDICT
Bandwidth 20dB	---	---	30.3	MHz	INFO
T1 20dB	5725.000000	---	5771.2000	MHz	PASS
T2 20dB	---	5850.000000	5801.5000	MHz	PASS

Verdict
PASS

FCC 15.407, ISED RSS247 # Bandwidths 99PCT and 20dB ~ WLAN5Gx ac-VHT20 mode U-NII-3

References

TC start	12.06.2024 08:26:58
Ambit temp [°C] | humidity [rel%]	23.3 | 35
System version	5.0.5.0
Standard | Version	FCC 15.407, ISED RSS247 | NI
Method	26dB Bandwidth KDB789033 D02, C.1 / ISED RSS-GEN
Description	FCC 15.407 Bandwidths - WLAN5Gx ac-VHT20 mode U-NII-3
Information	

EUT Common Settings WLAN5Gx

Number of antenna ports	2
User Interaction	No
Device class U-NII-1 (FCC)	AP outdoor
Limit W52 japan	Standard
TPC supported	No
Vehicle use (ISED)	No

Equipment

Signal analyzer,Rohde&Schwarz,FSV-40,1307.9002K40/101042,3.70
Switch matrix,cetecom advanced GmbH,USM,B002,1.0.0

Test Parameter

Technology to test	WLAN5Gx ac-VHT20 mode
EUT port	EUT1
Temperature	nom
Voltage	nom
Frequency low to test	False | Freq [MHz] 5745
Frequency mid to test	False | Freq [MHz] 5785
Frequency high to test	True | Freq [MHz] 5825
Auto control enabled power supply | Climatic Box	No | No
Additional path loss [dB]	0
Full path type	EUT_SA_GEN_SIG
Full path name	EUT1.MP.SIG1/EUT1.SA/EUT1.GEN1/EUT1.GEN2/
Switch bits	00010001:00010001:00000000:00000001

Test at TX 5825 MHz

RESULT: Reference power cond.

DESCRIPTION	LOWER LIMIT	UPPER LIMIT	MEASURED	UNIT	VERDICT
Ref. power 1MHz/1MHz cond.	---	---	11.12	dBm	INFO
Ref. frequency	---	---	5817.010	MHz	INFO

READ SA SETTINGS:

RefLevel [dBm] | RefLevelOffset [dB] | InpAtt [dB]	19.12 | 12.88 | 25
Start [MHz] | Stop [MHz]	5800.000 | 5850.000
RBW [MHz] | VBW [MHz]	0.300000 | 1.000000
Detector | TraceMode	POS | MAXH
Sweep: time [ms] | count | points per Section | type	1 | 2500 | 1001 | SWE

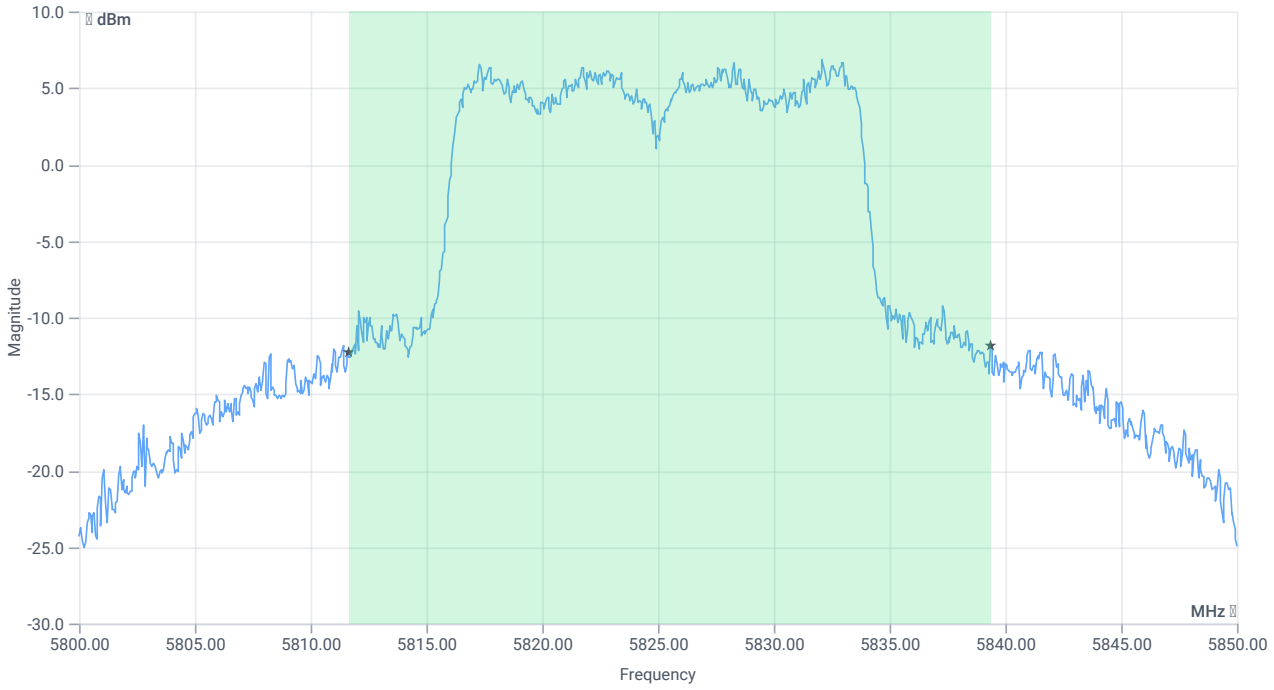

BW 99PCT

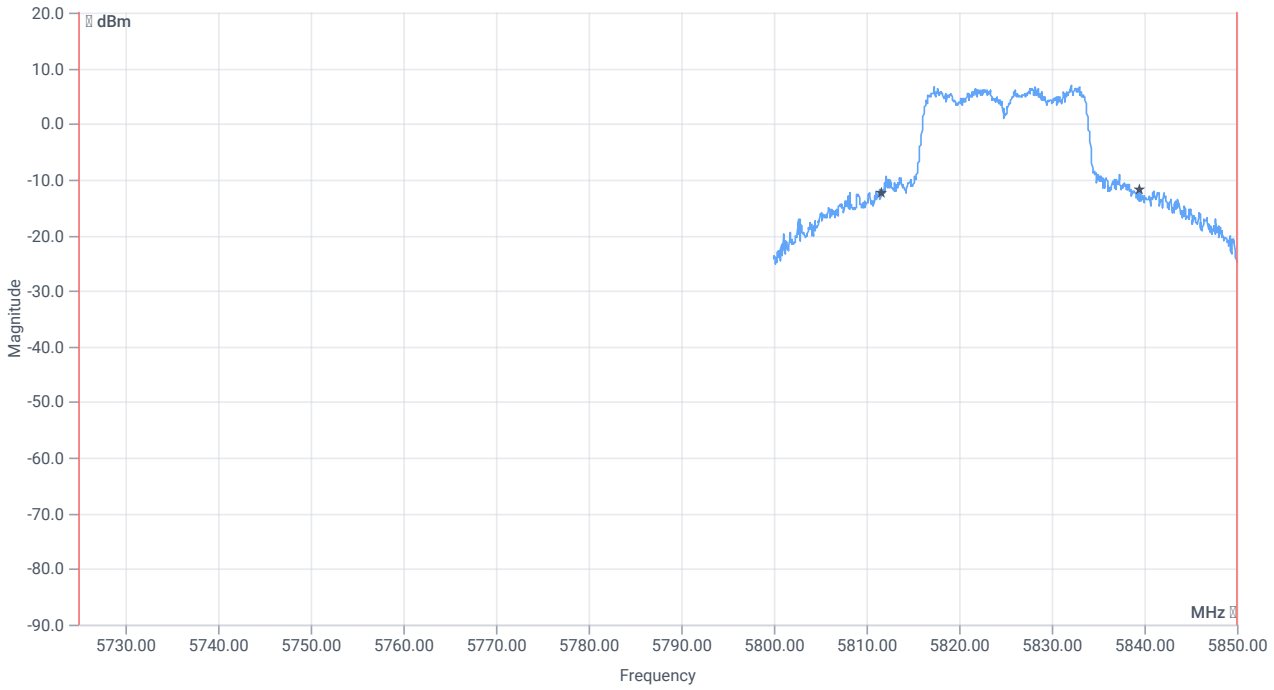

BW within band 99PCT

RESULT

DESCRIPTION	LOWER LIMIT	UPPER LIMIT	MEASURED	UNIT	VERDICT
Bandwidth 99%	---	---	27.772	MHz	INFO
T1 99%	5725.000000	---	5811.6134	MHz	PASS
T2 99%	---	5850.000000	5839.3856	MHz	PASS

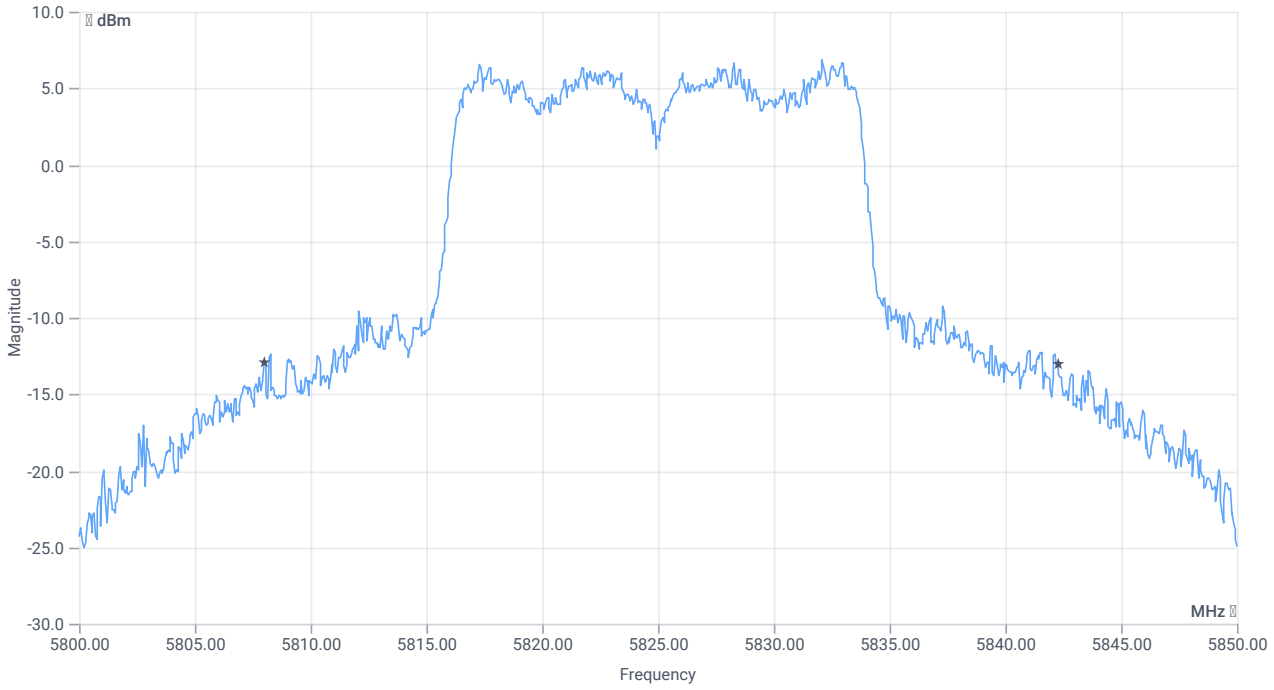

BW 20dB

BW within band 20dB

RESULT

DESCRIPTION	LOWER LIMIT	UPPER LIMIT	MEASURED	UNIT	VERDICT
Bandwidth 20dB	---	---	34.25	MHz	INFO
T1 20dB	5725.000000	---	5808.0000	MHz	PASS
T2 20dB	---	5850.000000	5842.2500	MHz	PASS

Verdict
PASS

FCC 15.407, ISED RSS247 # Bandwidths 99PCT and 20dB ~ WLAN5Gx ac-VHT20 mode U-NII-3

References

TC start	12.06.2024 13:47:59
Ambit temp [°C] | humidity [rel%]	25.4 | 29
System version	5.0.5.0
Standard | Version	FCC 15.407, ISED RSS247 | NI
Method	26dB Bandwidth KDB789033 D02, C.1 / ISED RSS-GEN
Description	FCC 15.407 Bandwidths - WLAN5Gx ac-VHT20 mode U-NII-3
Information	

EUT Common Settings WLAN5Gx

Number of antenna ports	2
User Interaction	No
Device class U-NII-1 (FCC)	AP outdoor
Limit W52 japan	Standard
TPC supported	No
Vehicle use (ISED)	No

Equipment

Signal analyzer,Rohde&Schwarz,FSV-40,1307.9002K40/101042,3.70
Switch matrix,cetecom advanced GmbH,USM,B002,1.0.0

Test Parameter

Technology to test	WLAN5Gx ac-VHT20 mode
EUT port	EUT2
Temperature	nom
Voltage	nom
Frequency low to test	True | Freq [MHz] 5745
Frequency mid to test	False | Freq [MHz] 5785
Frequency high to test	False | Freq [MHz] 5825
Auto control enabled power supply | Climatic Box	No | No
Additional path loss [dB]	0
Full path type	EUT_SA_GEN_SIG
Full path name	EUT2.MP.SIG1/EUT2.SA/EUT2.GEN1/EUT2.GEN2/
Switch bits	00100010:00010001:00000000:00000001

Test at TX 5745 MHz

RESULT: Reference power cond.

DESCRIPTION	LOWER LIMIT	UPPER LIMIT	MEASURED	UNIT	VERDICT
Ref. power 1MHz/1MHz cond.	---	---	9.94	dBm	INFO
Ref. frequency	---	---	5741.800	MHz	INFO

READ SA SETTINGS:

RefLevel [dBm] | RefLevelOffset [dB] | InpAtt [dB]	17.94 | 12.78 | 25
Start [MHz] | Stop [MHz]	5720.000 | 5770.000
RBW [MHz] | VBW [MHz]	0.300000 | 1.000000
Detector | TraceMode	POS | MAXH
Sweep: time [ms] | count | points per Section | type	1 | 2500 | 1001 | SWE

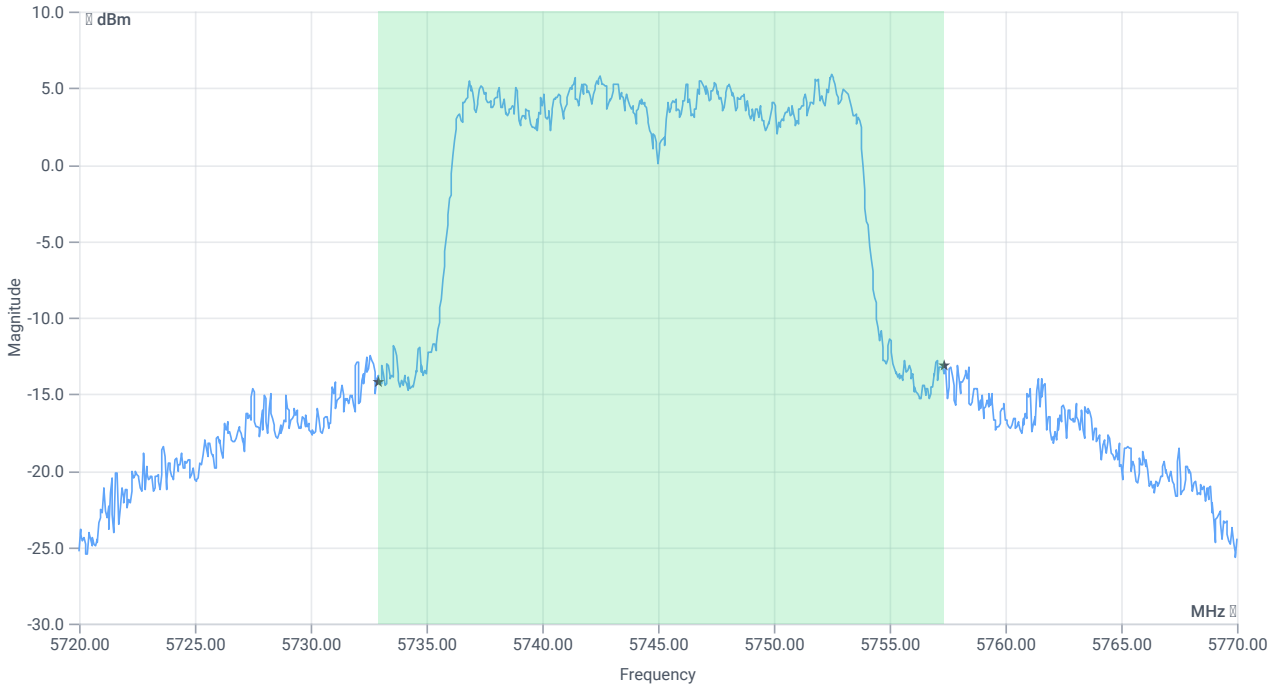

BW 99PCT

BW within band 99PCT

RESULT

DESCRIPTION	LOWER LIMIT	UPPER LIMIT	MEASURED	UNIT	VERDICT
Bandwidth 99%	---	---	24.426	MHz	INFO
T1 99%	5725.000000	---	5732.9620	MHz	PASS
T2 99%	---	5850.000000	5757.3876	MHz	PASS

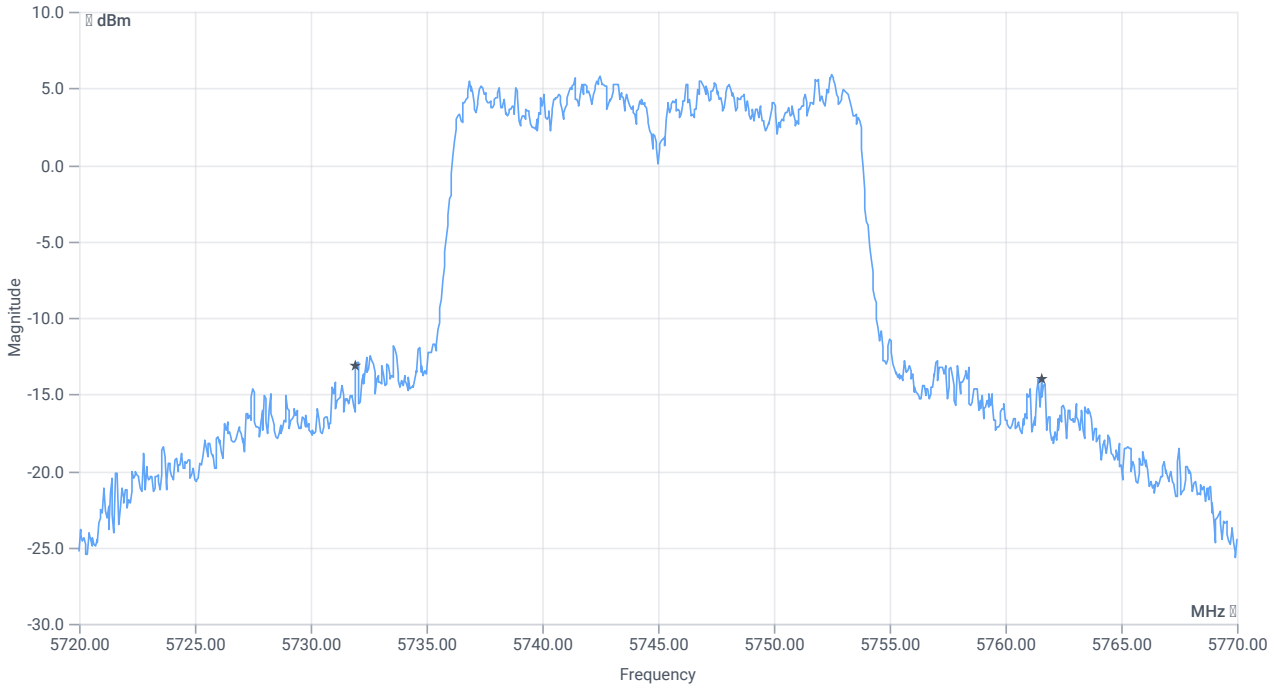

BW 20dB

BW within band 20dB

RESULT

DESCRIPTION	LOWER LIMIT	UPPER LIMIT	MEASURED	UNIT	VERDICT
Bandwidth 20dB	---	---	29.6	MHz	INFO
T1 20dB	5725.000000	---	5731.9500	MHz	PASS
T2 20dB	---	5850.000000	5761.5500	MHz	PASS

Verdict
PASS

FCC 15.407, ISED RSS247 # Bandwidths 99PCT and 20dB ~ WLAN5Gx ac-VHT20 mode U-NII-3

References

TC start	12.06.2024 14:01:20
Ambit temp [°C] | humidity [rel%]	25.4 | 28
System version	5.0.5.0
Standard | Version	FCC 15.407, ISED RSS247 | NI
Method	26dB Bandwidth KDB789033 D02, C.1 / ISED RSS-GEN
Description	FCC 15.407 Bandwidths - WLAN5Gx ac-VHT20 mode U-NII-3
Information	

EUT Common Settings WLAN5Gx

Number of antenna ports	2
User Interaction	No
Device class U-NII-1 (FCC)	AP outdoor
Limit W52 japan	Standard
TPC supported	No
Vehicle use (ISED)	No

Equipment

Signal analyzer,Rohde&Schwarz,FSV-40,1307.9002K40/101042,3.70
Switch matrix,cetecom advanced GmbH,USM,B002,1.0.0

Test Parameter

Technology to test	WLAN5Gx ac-VHT20 mode
EUT port	EUT2
Temperature	nom
Voltage	nom
Frequency low to test	False | Freq [MHz] 5745
Frequency mid to test	True | Freq [MHz] 5785
Frequency high to test	False | Freq [MHz] 5825
Auto control enabled power supply | Climatic Box	No | No
Additional path loss [dB]	0
Full path type	EUT_SA_GEN_SIG
Full path name	EUT2.MP.SIG1/EUT2.SA/EUT2.GEN1/EUT2.GEN2/
Switch bits	00100010:00010001:00000000:00000001

Test at TX 5785 MHz

RESULT: Reference power cond.

DESCRIPTION	LOWER LIMIT	UPPER LIMIT	MEASURED	UNIT	VERDICT
Ref. power 1MHz/1MHz cond.	---	---	10.13	dBm	INFO
Ref. frequency	---	---	5782.600	MHz	INFO

READ SA SETTINGS:

RefLevel [dBm] | RefLevelOffset [dB] | InpAtt [dB]	18.13 | 12.7 | 25
Start [MHz] | Stop [MHz]	5760.000 | 5810.000
RBW [MHz] | VBW [MHz]	0.300000 | 1.000000
Detector | TraceMode	POS | MAXH
Sweep: time [ms] | count | points per Section | type	1 | 2500 | 1001 | SWE

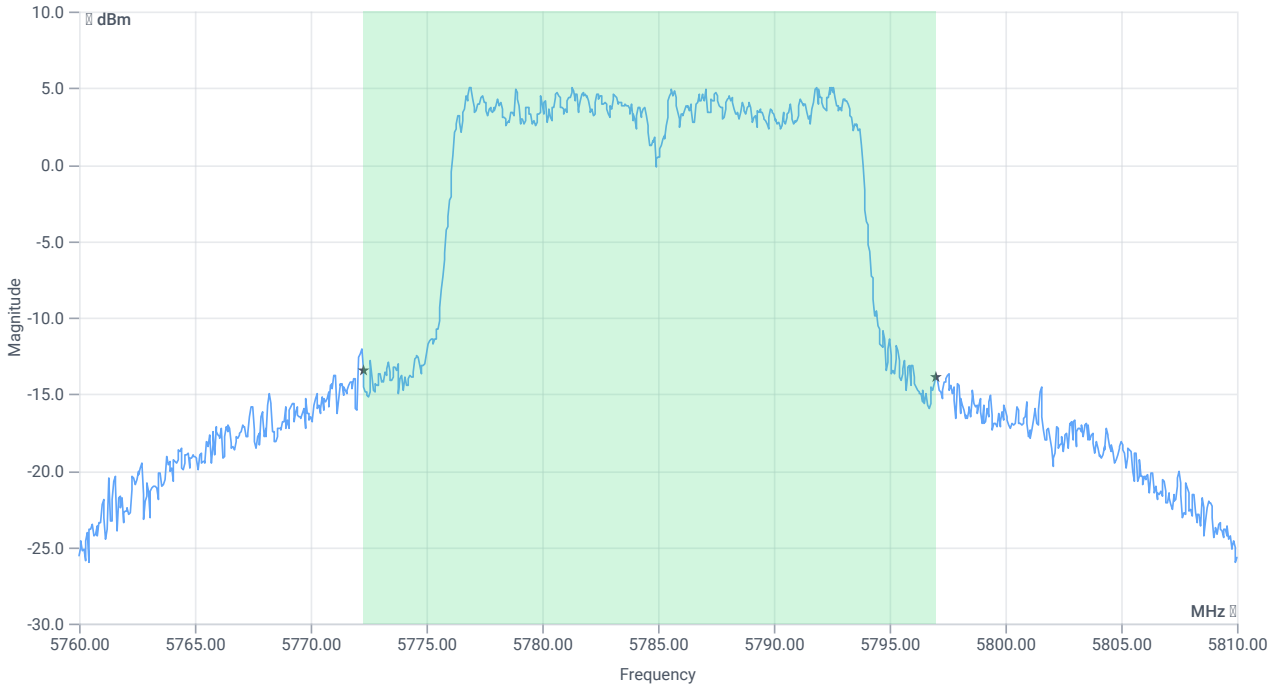

BW 99PCT

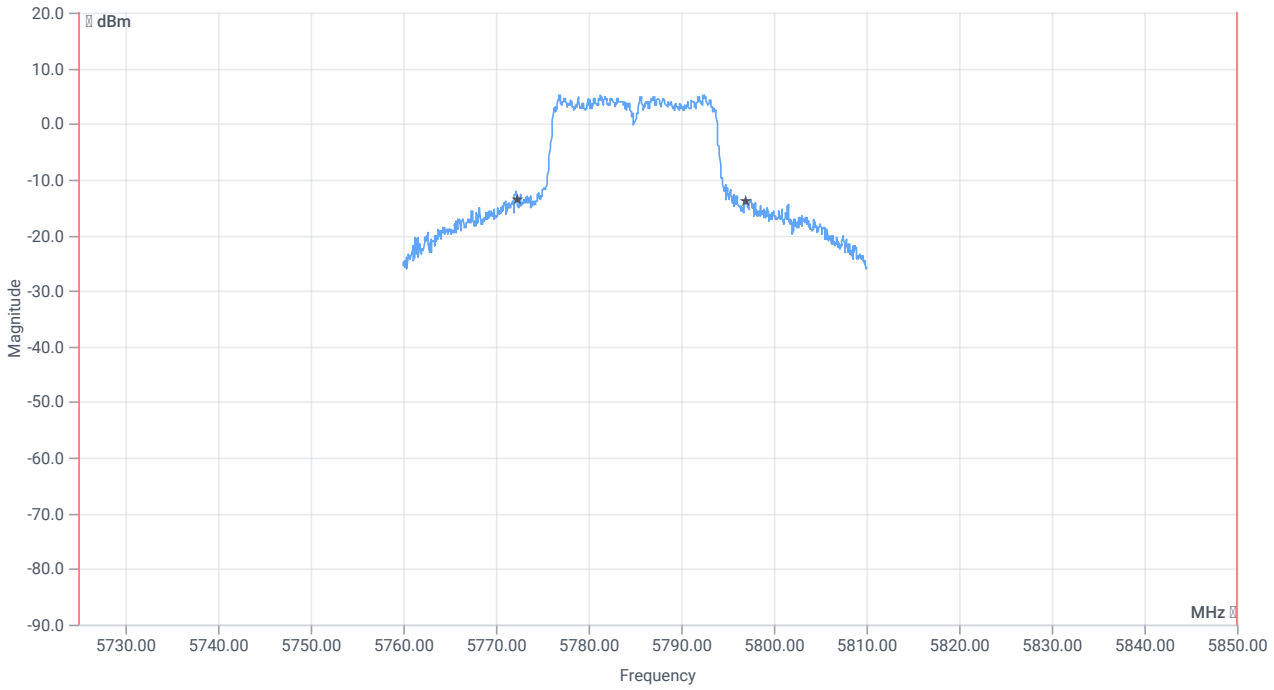

BW within band 99PCT

RESULT

DESCRIPTION	LOWER LIMIT	UPPER LIMIT	MEASURED	UNIT	VERDICT
Bandwidth 99%	---	---	24.725	MHz	INFO
T1 99%	5725.000000	---	5772.2627	MHz	PASS
T2 99%	---	5850.000000	5796.9880	MHz	PASS

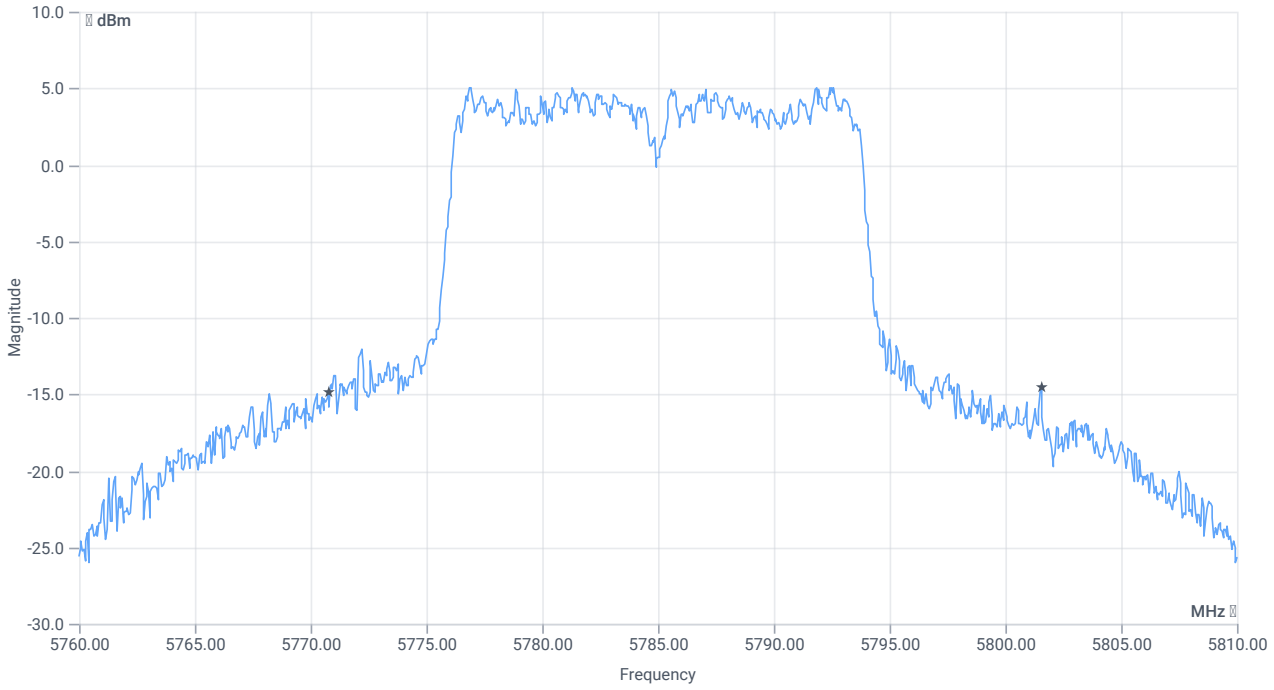

BW 20dB

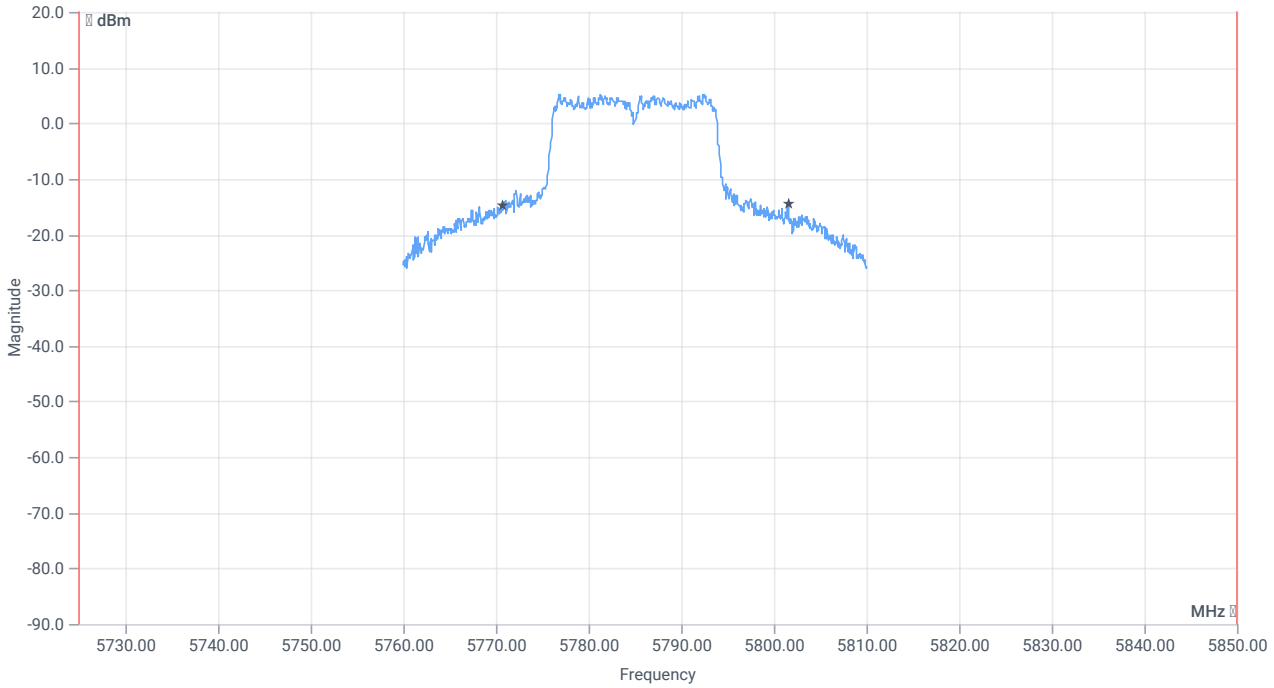

BW within band 20dB

RESULT

DESCRIPTION	LOWER LIMIT	UPPER LIMIT	MEASURED	UNIT	VERDICT
Bandwidth 20dB	---	---	30.8	MHz	INFO
T1 20dB	5725.000000	---	5770.7500	MHz	PASS
T2 20dB	---	5850.000000	5801.5500	MHz	PASS

Verdict
PASS

FCC 15.407, ISED RSS247 # Bandwidths 99PCT and 20dB ~ WLAN5Gx ac-VHT20 mode U-NII-3

References

TC start	12.06.2024 14:35:00
Ambit temp [°C] | humidity [rel%]	25.6 | 28
System version	5.0.5.0
Standard | Version	FCC 15.407, ISED RSS247 | NI
Method	26dB Bandwidth KDB789033 D02, C.1 / ISED RSS-GEN
Description	FCC 15.407 Bandwidths - WLAN5Gx ac-VHT20 mode U-NII-3
Information	

EUT Common Settings WLAN5Gx

Number of antenna ports	2
User Interaction	No
Device class U-NII-1 (FCC)	AP outdoor
Limit W52 japan	Standard
TPC supported	No
Vehicle use (ISED)	No

Equipment

Signal analyzer,Rohde&Schwarz,FSV-40,1307.9002K40/101042,3.70
Switch matrix,cetecom advanced GmbH,USM,B002,1.0.0

Test Parameter

Technology to test	WLAN5Gx ac-VHT20 mode
EUT port	EUT2
Temperature	nom
Voltage	nom
Frequency low to test	False | Freq [MHz] 5745
Frequency mid to test	False | Freq [MHz] 5785
Frequency high to test	True | Freq [MHz] 5825
Auto control enabled power supply | Climatic Box	No | No
Additional path loss [dB]	0
Full path type	EUT_SA_GEN_SIG
Full path name	EUT2.MP.SIG1/EUT2.SA/EUT2.GEN1/EUT2.GEN2/
Switch bits	00100010:00010001:00000000:00000001

Test at TX 5825 MHz

RESULT: Reference power cond.

DESCRIPTION	LOWER LIMIT	UPPER LIMIT	MEASURED	UNIT	VERDICT
Ref. power 1MHz/1MHz cond.	---	---	10.84	dBm	INFO
Ref. frequency	---	---	5832.590	MHz	INFO

READ SA SETTINGS:

RefLevel [dBm] | RefLevelOffset [dB] | InpAtt [dB]	18.84 | 12.73 | 25
Start [MHz] | Stop [MHz]	5800.000 | 5850.000
RBW [MHz] | VBW [MHz]	0.300000 | 1.000000
Detector | TraceMode	POS | MAXH
Sweep: time [ms] | count | points per Section | type	1 | 2500 | 1001 | SWE

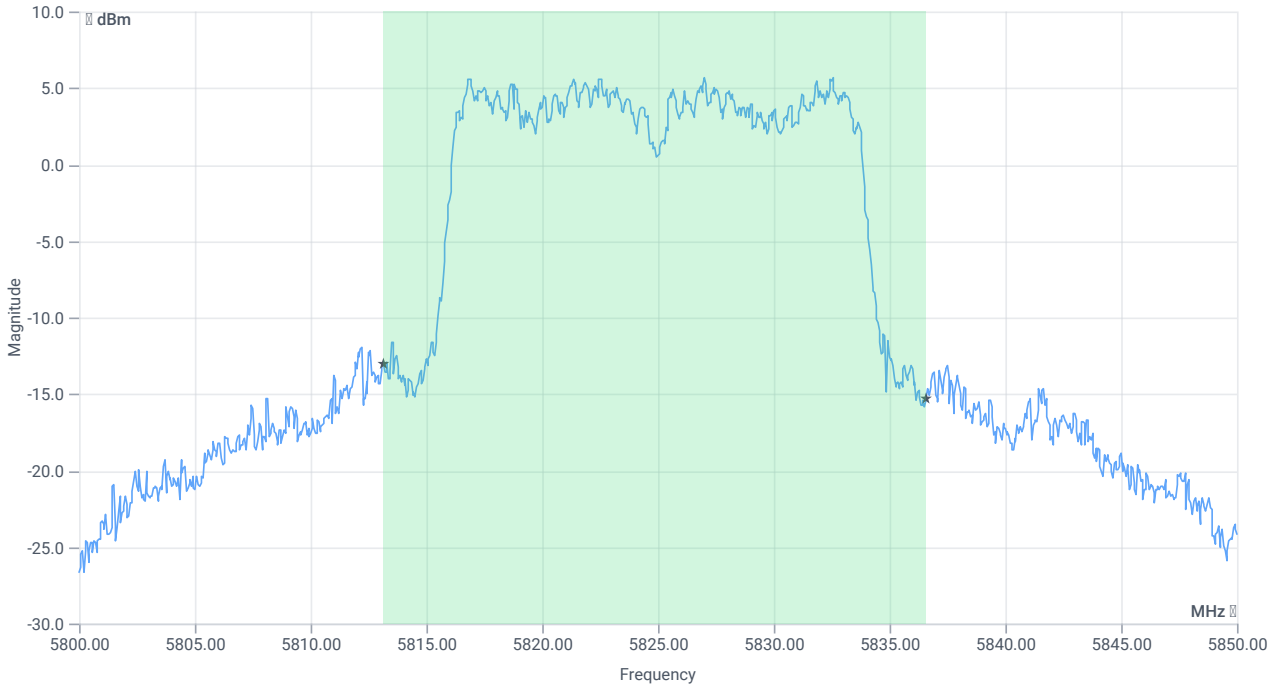

BW 99PCT

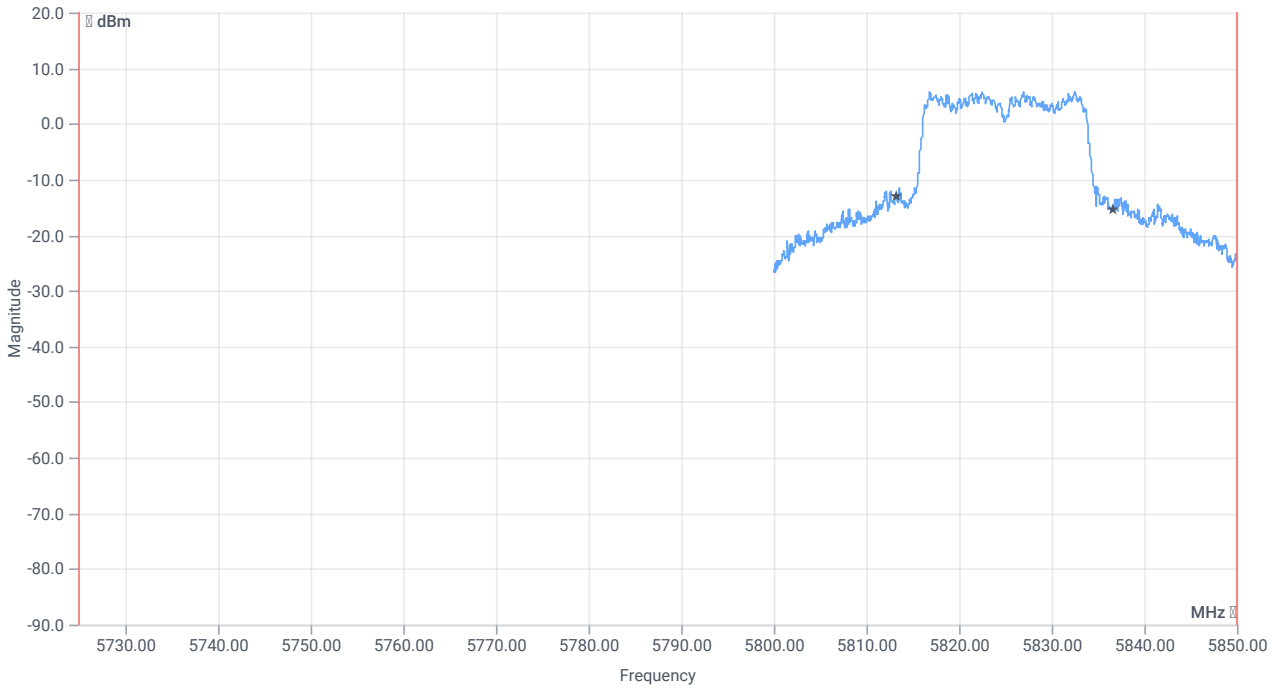

BW within band 99PCT

RESULT

DESCRIPTION	LOWER LIMIT	UPPER LIMIT	MEASURED	UNIT	VERDICT
Bandwidth 99%	---	---	23.427	MHz	INFO
T1 99%	5725.000000	---	5813.1618	MHz	PASS
T2 99%	---	5850.000000	5836.5884	MHz	PASS

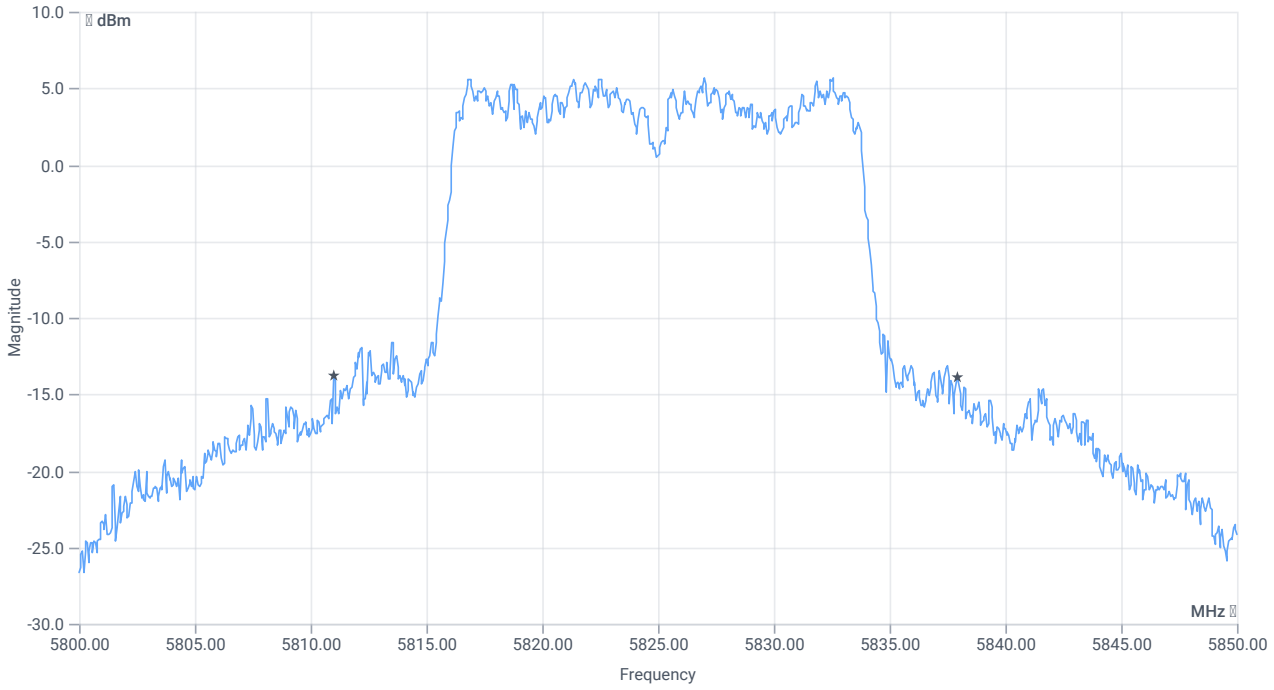

BW 20dB

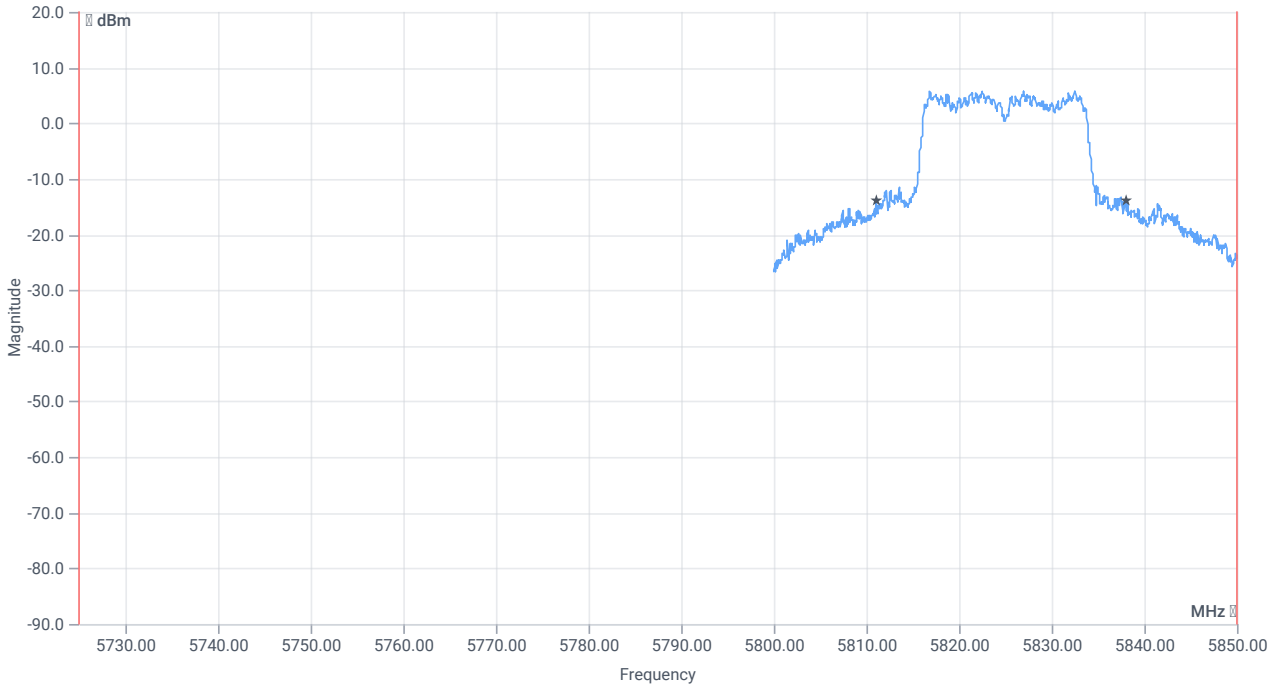

BW within band 20dB

RESULT

DESCRIPTION	LOWER LIMIT	UPPER LIMIT	MEASURED	UNIT	VERDICT
Bandwidth 20dB	---	---	26.95	MHz	INFO
T1 20dB	5725.000000	---	5811.0000	MHz	PASS
T2 20dB	---	5850.000000	5837.9500	MHz	PASS

Verdict
PASS

FCC 15.407, ISED RSS247 # Bandwidths 99PCT and 20dB ~ WLAN5Gx ac-VHT40 mode U-NII-3

References

TC start	12.06.2024 08:44:19
Ambit temp [°C] | humidity [rel%]	23.4 | 35
System version	5.0.5.0
Standard | Version	FCC 15.407, ISED RSS247 | NI
Method	26dB Bandwidth KDB789033 D02, C.1 / ISED RSS-GEN
Description	FCC 15.407 Bandwidths - WLAN5Gx ac-VHT40 mode U-NII-3
Information	

EUT Common Settings WLAN5Gx

Number of antenna ports	2
User Interaction	No
Device class U-NII-1 (FCC)	AP outdoor
Limit W52 japan	Standard
TPC supported	No
Vehicle use (ISED)	No

Equipment

Signal analyzer,Rohde&Schwarz,FSV-40,1307.9002K40/101042,3.70
Switch matrix,cetecom advanced GmbH,USM,B002,1.0.0

Test Parameter

Technology to test	WLAN5Gx ac-VHT40 mode
EUT port	EUT1
Temperature	nom
Voltage	nom
Frequency low to test	True | Freq [MHz] 5755
Frequency mid to test	False | Freq [MHz] 0
Frequency high to test	False | Freq [MHz] 5795
Auto control enabled power supply | Climatic Box	No | No
Additional path loss [dB]	0
Full path type	EUT_SA_GEN_SIG
Full path name	EUT1.MP.SIG1/EUT1.SA/EUT1.GEN1/EUT1.GEN2/
Switch bits	00010001:00010001:00000000:00000001

Test at TX 5755 MHz

RESULT: Reference power cond.

DESCRIPTION	LOWER LIMIT	UPPER LIMIT	MEASURED	UNIT	VERDICT
Ref. power 1MHz/1MHz cond.	---	---	8.38	dBm	INFO
Ref. frequency	---	---	5770.180	MHz	INFO

READ SA SETTINGS:

RefLevel [dBm] | RefLevelOffset [dB] | InpAtt [dB]	16.38 | 12.86 | 20
Start [MHz] | Stop [MHz]	5705.000 | 5805.000
RBW [MHz] | VBW [MHz]	0.500000 | 3.000000
Detector | TraceMode	POS | MAXH
Sweep: time [ms] | count | points per Section | type	1 | 2500 | 1001 | SWE

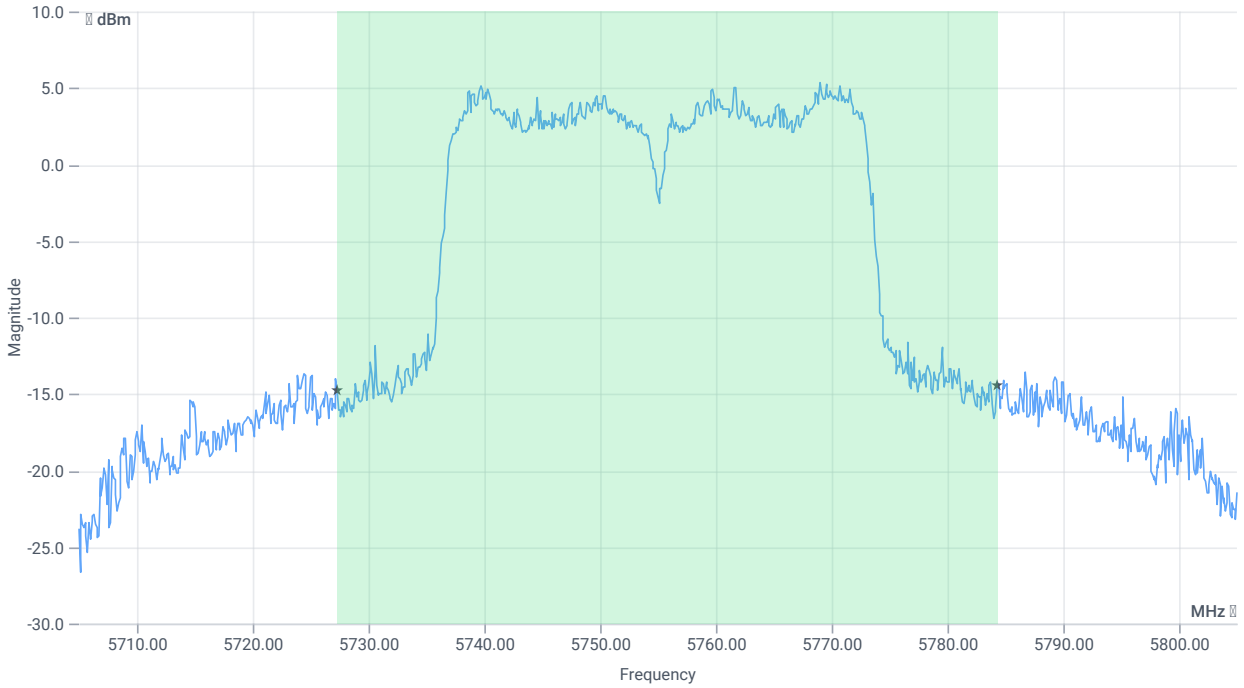

BW 99PCT

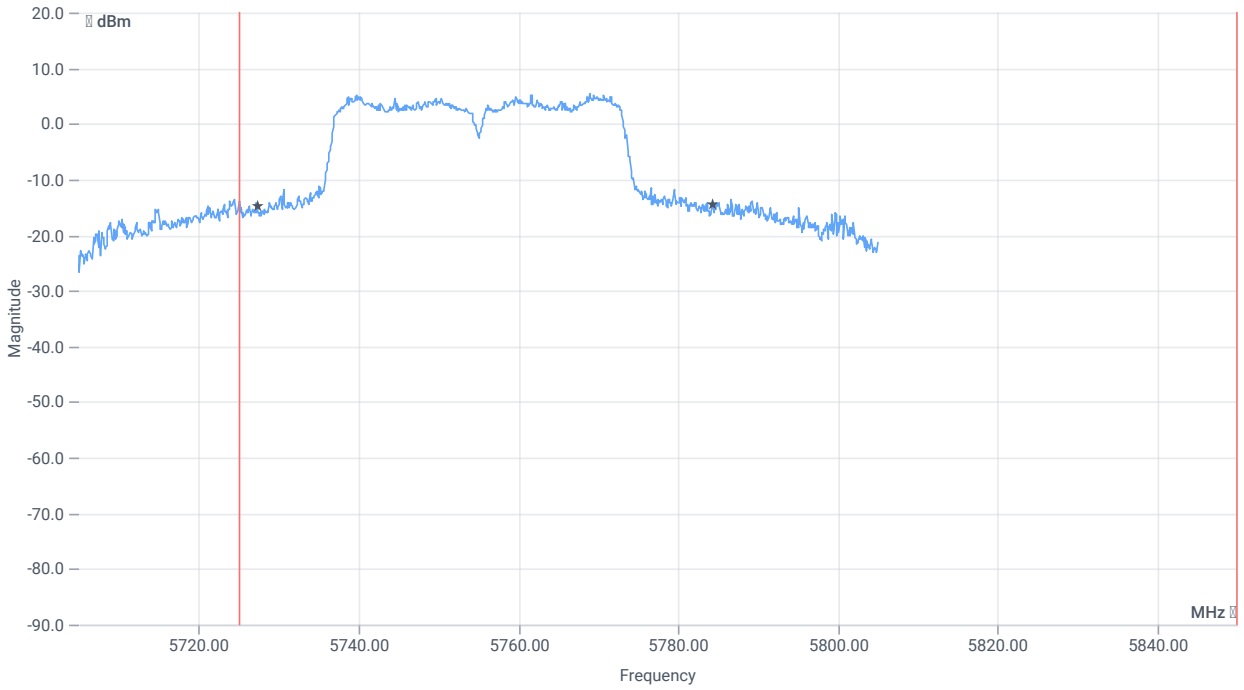

BW within band 99PCT

RESULT

DESCRIPTION	LOWER LIMIT	UPPER LIMIT	MEASURED	UNIT	VERDICT
Bandwidth 99%	---	---	56.943	MHz	INFO
T1 99%	5725.000000	---	5727.3277	MHz	PASS
T2 99%	---	5850.000000	5784.2707	MHz	PASS

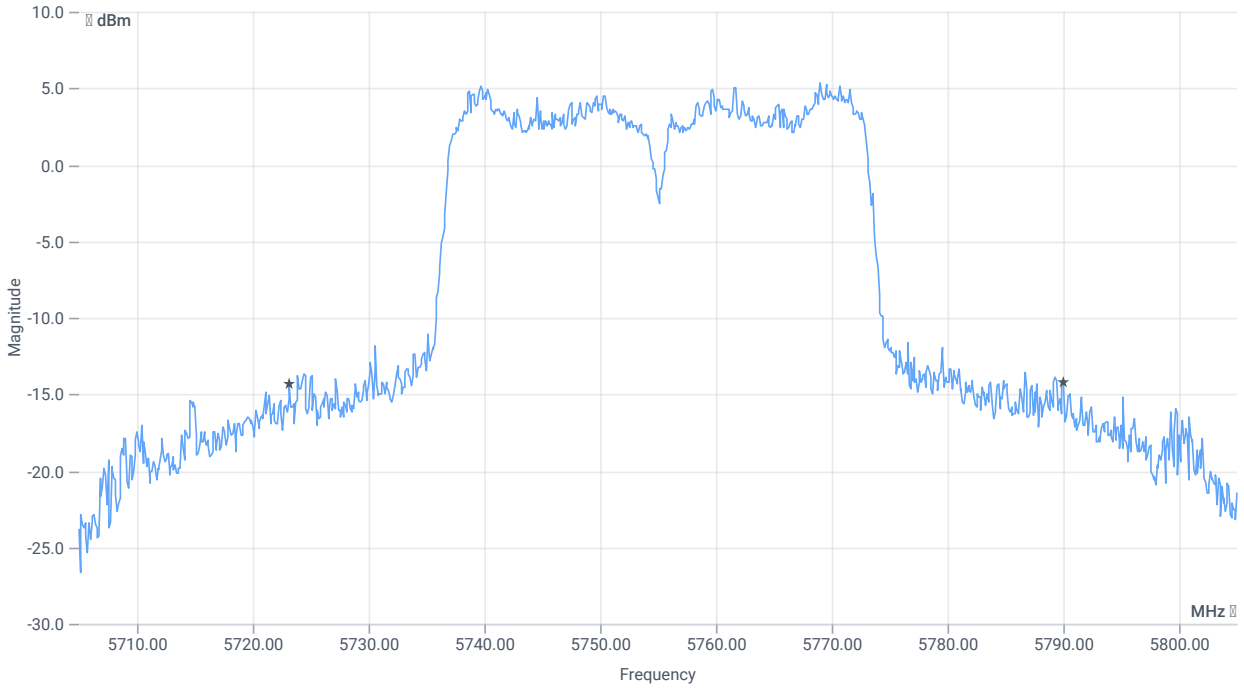

BW 20dB

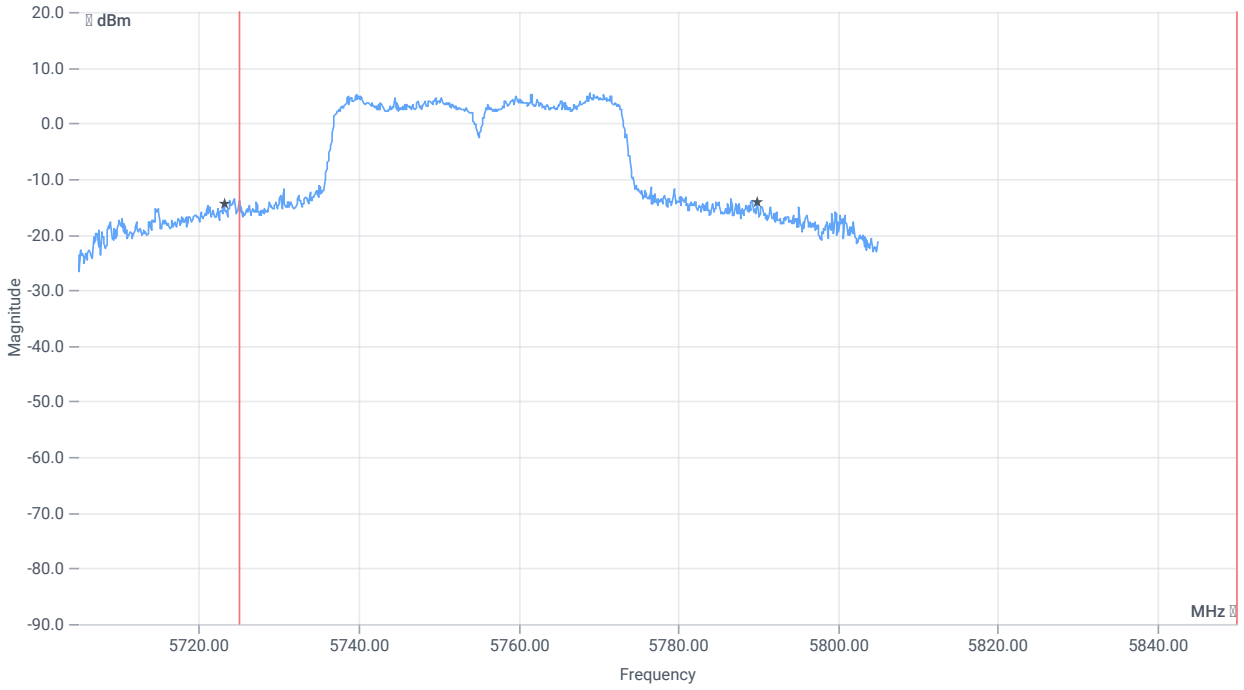

BW within band 20dB

RESULT

DESCRIPTION	LOWER LIMIT	UPPER LIMIT	MEASURED	UNIT	VERDICT
Bandwidth 20dB	---	---	66.8	MHz	INFO
T1 20dB	5725.000000	---	5723.2000	MHz	DFS required
T2 20dB	---	5850.000000	5790.0000	MHz	PASS

Verdict
PASS

FCC 15.407, ISED RSS247 # Bandwidths 99PCT and 20dB ~ WLAN5Gx ac-VHT40 mode U-NII-3

References

TC start	12.06.2024 09:06:01
Ambit temp [°C] | humidity [rel%]	23.7 | 35
System version	5.0.5.0
Standard | Version	FCC 15.407, ISED RSS247 | NI
Method	26dB Bandwidth KDB789033 D02, C.1 / ISED RSS-GEN
Description	FCC 15.407 Bandwidths - WLAN5Gx ac-VHT40 mode U-NII-3
Information	

EUT Common Settings WLAN5Gx

Number of antenna ports	2
User Interaction	No
Device class U-NII-1 (FCC)	AP outdoor
Limit W52 japan	Standard
TPC supported	No
Vehicle use (ISED)	No

Equipment

Signal analyzer,Rohde&Schwarz,FSV-40,1307.9002K40/101042,3.70
Switch matrix,cetecom advanced GmbH,USM,B002,1.0.0

Test Parameter

Technology to test	WLAN5Gx ac-VHT40 mode
EUT port	EUT1
Temperature	nom
Voltage	nom
Frequency low to test	False | Freq [MHz] 5755
Frequency mid to test	False | Freq [MHz] 0
Frequency high to test	True | Freq [MHz] 5795
Auto control enabled power supply | Climatic Box	No | No
Additional path loss [dB]	0
Full path type	EUT_SA_GEN_SIG
Full path name	EUT1.MP.SIG1/EUT1.SA/EUT1.GEN1/EUT1.GEN2/
Switch bits	00010001:00010001:00000000:00000001

Test at TX 5795 MHz

RESULT: Reference power cond.

DESCRIPTION	LOWER LIMIT	UPPER LIMIT	MEASURED	UNIT	VERDICT
Ref. power 1MHz/1MHz cond.	---	---	8.06	dBm	INFO
Ref. frequency	---	---	5809.590	MHz	INFO

READ SA SETTINGS:

RefLevel [dBm] | RefLevelOffset [dB] | InpAtt [dB]	16.06 | 12.97 | 20
Start [MHz] | Stop [MHz]	5745.000 | 5845.000
RBW [MHz] | VBW [MHz]	0.500000 | 3.000000
Detector | TraceMode	POS | MAXH
Sweep: time [ms] | count | points per Section | type	1 | 2500 | 1001 | SWE

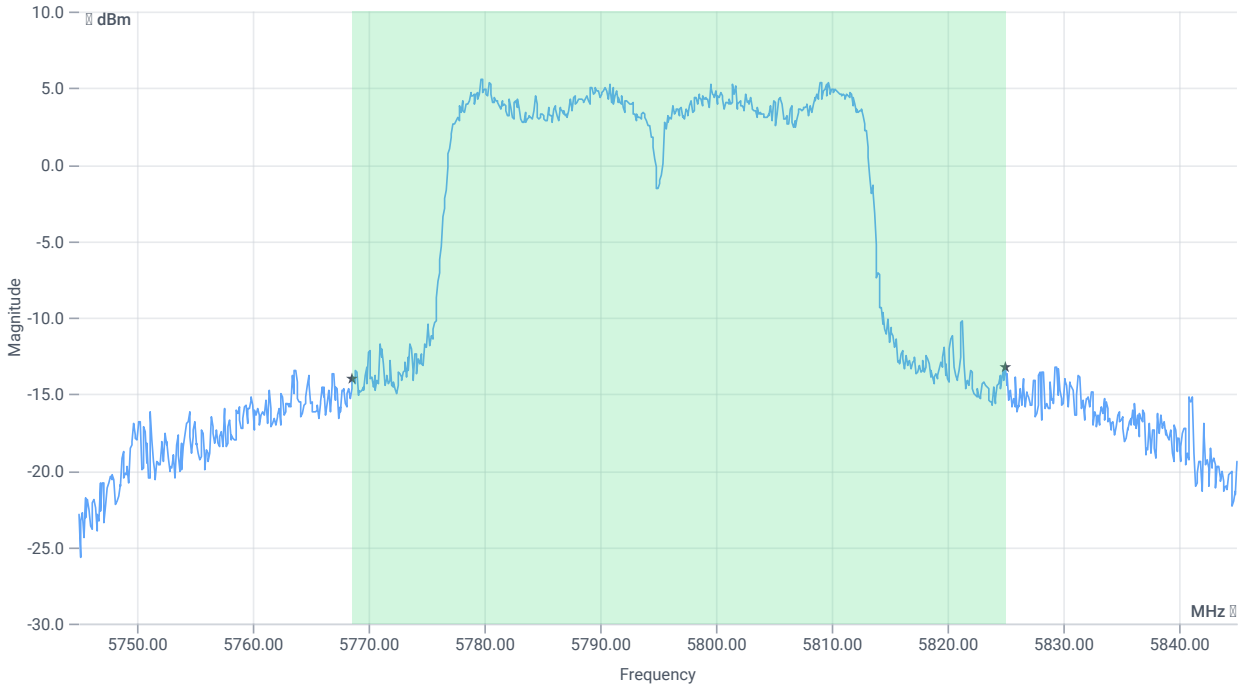

BW 99PCT

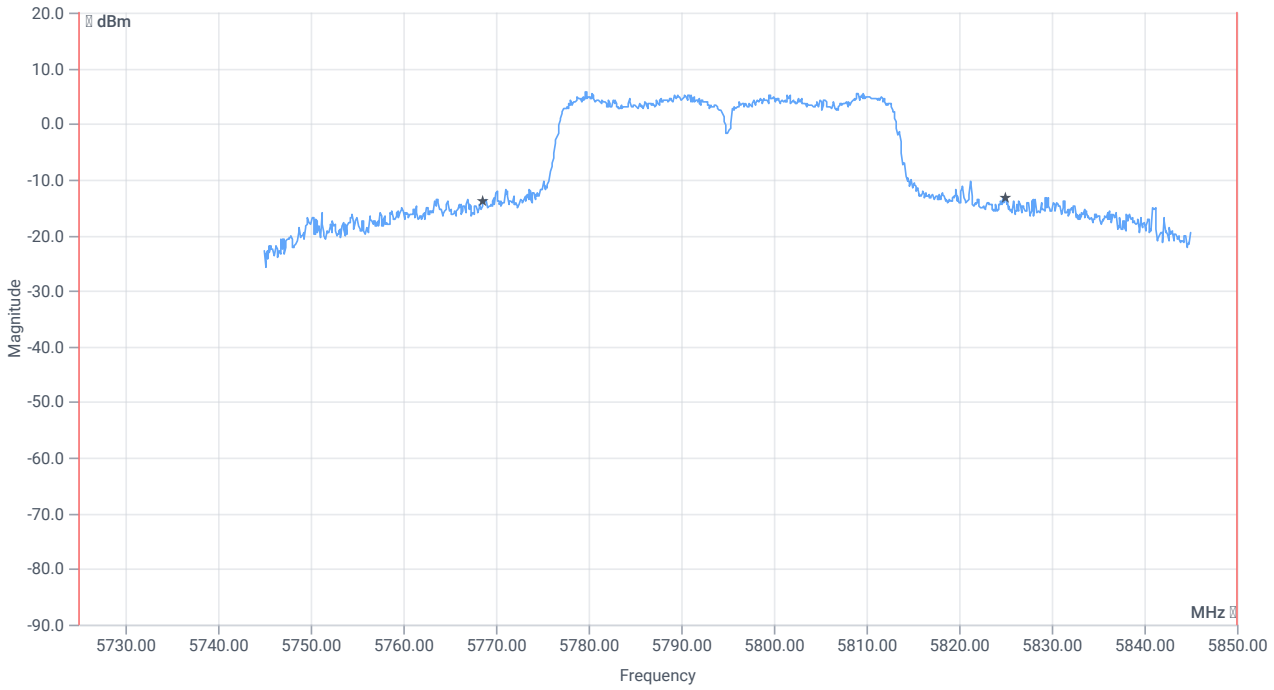

BW within band 99PCT

RESULT

DESCRIPTION	LOWER LIMIT	UPPER LIMIT	MEASURED	UNIT	VERDICT
Bandwidth 99%	---	---	56.344	MHz	INFO
T1 99%	5725.000000	---	5768.6264	MHz	PASS
T2 99%	---	5850.000000	5824.9700	MHz	PASS

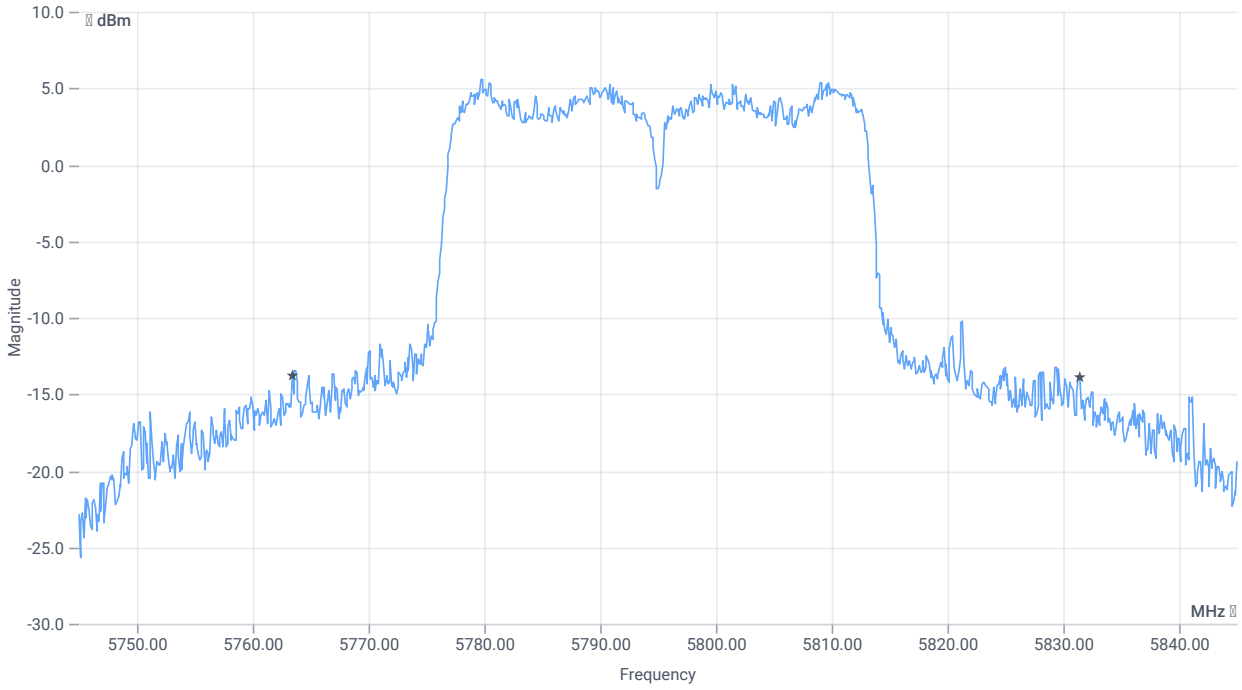

BW 20dB

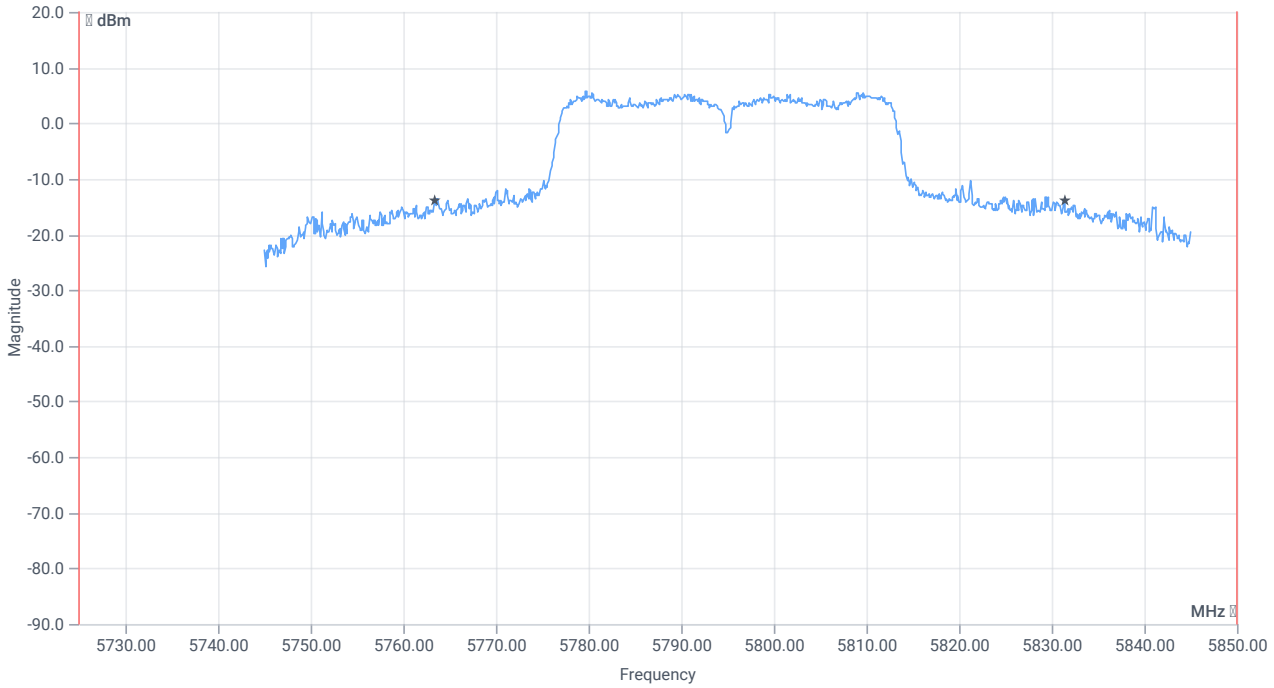

BW within band 20dB

RESULT

DESCRIPTION	LOWER LIMIT	UPPER LIMIT	MEASURED	UNIT	VERDICT
Bandwidth 20dB	---	---	68	MHz	INFO
T1 20dB	5725.000000	---	5763.4000	MHz	PASS
T2 20dB	---	5850.000000	5831.4000	MHz	PASS

Verdict
PASS

FCC 15.407, ISED RSS247 # Bandwidths 99PCT and 20dB ~ WLAN5Gx ac-VHT40 mode U-NII-3

References

TC start	12.06.2024 12:25:13
Ambit temp [°C] | humidity [rel%]	24.9 | 30
System version	5.0.5.0
Standard | Version	FCC 15.407, ISED RSS247 | NI
Method	26dB Bandwidth KDB789033 D02, C.1 / ISED RSS-GEN
Description	FCC 15.407 Bandwidths - WLAN5Gx ac-VHT40 mode U-NII-3
Information	

EUT Common Settings WLAN5Gx

Number of antenna ports	2
User Interaction	No
Device class U-NII-1 (FCC)	AP outdoor
Limit W52 japan	Standard
TPC supported	No
Vehicle use (ISED)	No

Equipment

Signal analyzer,Rohde&Schwarz,FSV-40,1307.9002K40/101042,3.70
Switch matrix,cetecom advanced GmbH,USM,B002,1.0.0

Test Parameter

Technology to test	WLAN5Gx ac-VHT40 mode
EUT port	EUT2
Temperature	nom
Voltage	nom
Frequency low to test	True | Freq [MHz] 5755
Frequency mid to test	False | Freq [MHz] 0
Frequency high to test	False | Freq [MHz] 5795
Auto control enabled power supply | Climatic Box	No | No
Additional path loss [dB]	0
Full path type	EUT_SA_GEN_SIG
Full path name	EUT2.MP.SIG1/EUT2.SA/EUT2.GEN1/EUT2.GEN2/
Switch bits	00100010:00010001:00000000:00000001

Test at TX 5755 MHz

RESULT: Reference power cond.

DESCRIPTION	LOWER LIMIT	UPPER LIMIT	MEASURED	UNIT	VERDICT
Ref. power 1MHz/1MHz cond.	---	---	9.15	dBm	INFO
Ref. frequency	---	---	5739.620	MHz	INFO

READ SA SETTINGS:

RefLevel [dBm] | RefLevelOffset [dB] | InpAtt [dB]	17.15 | 12.76 | 20
Start [MHz] | Stop [MHz]	5705.000 | 5805.000
RBW [MHz] | VBW [MHz]	0.500000 | 3.000000
Detector | TraceMode	POS | MAXH
Sweep: time [ms] | count | points per Section | type	1 | 2500 | 1001 | SWE

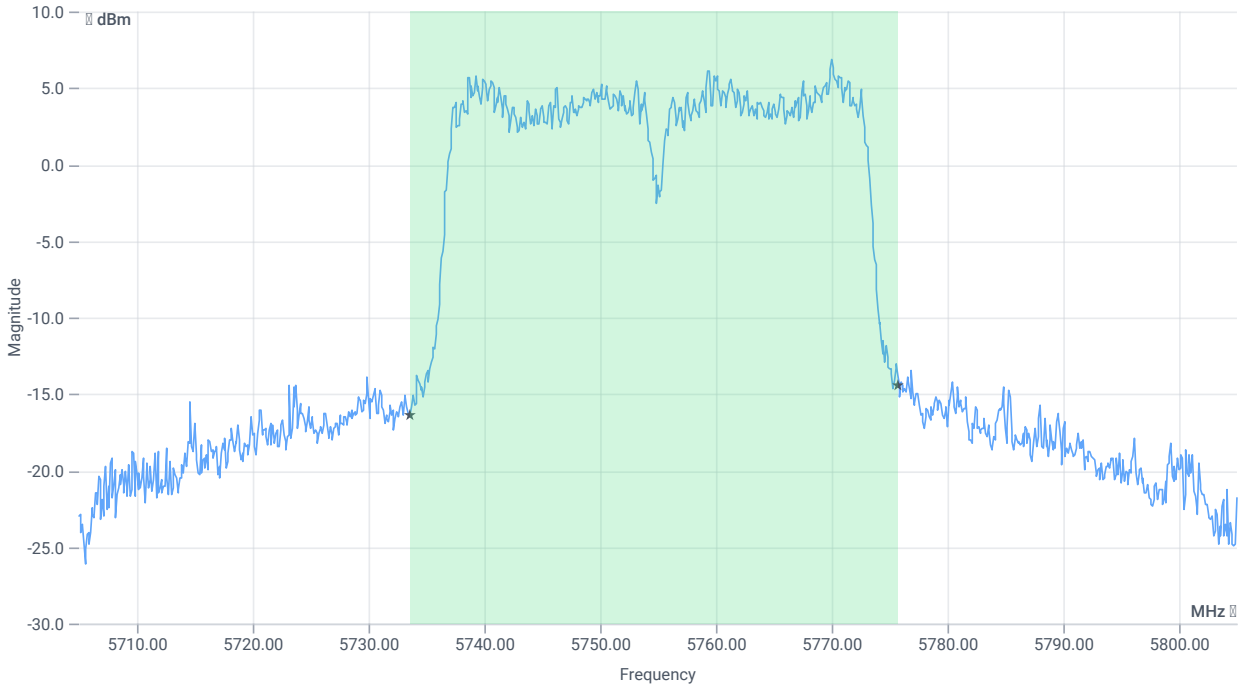

BW 99PCT

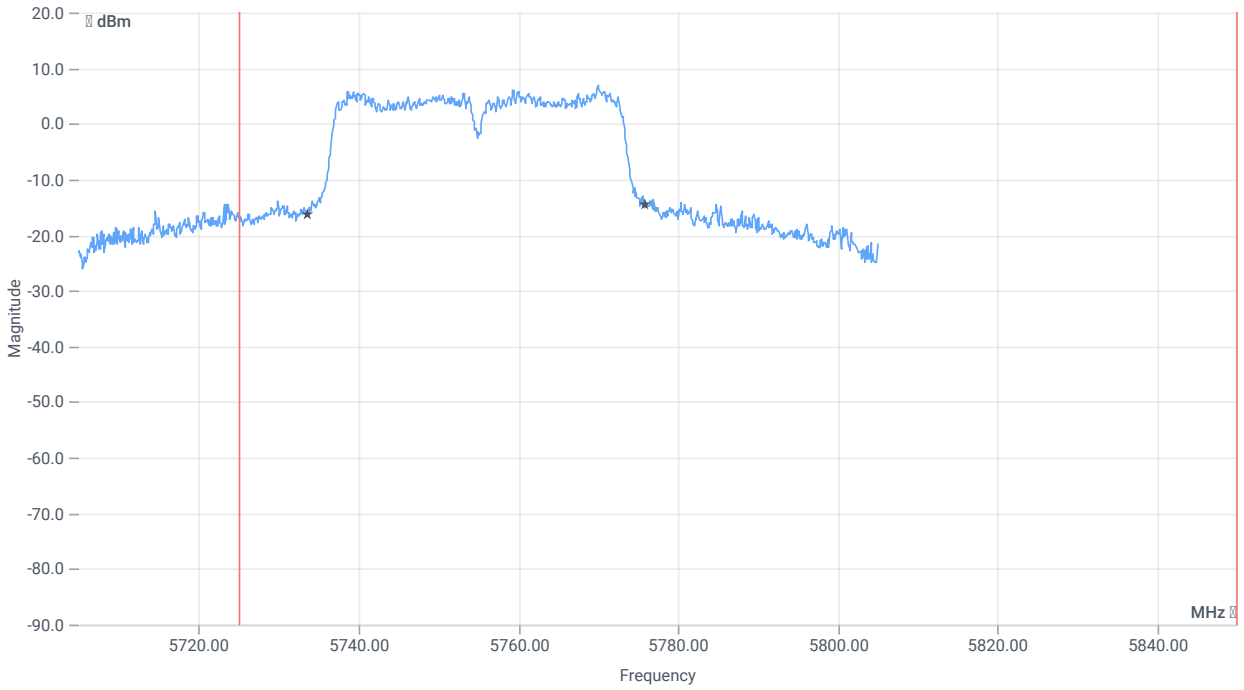

BW within band 99PCT

RESULT

DESCRIPTION	LOWER LIMIT	UPPER LIMIT	MEASURED	UNIT	VERDICT
Bandwidth 99%	---	---	42.158	MHz	INFO
T1 99%	5725.000000	---	5733.6214	MHz	PASS
T2 99%	---	5850.000000	5775.7792	MHz	PASS

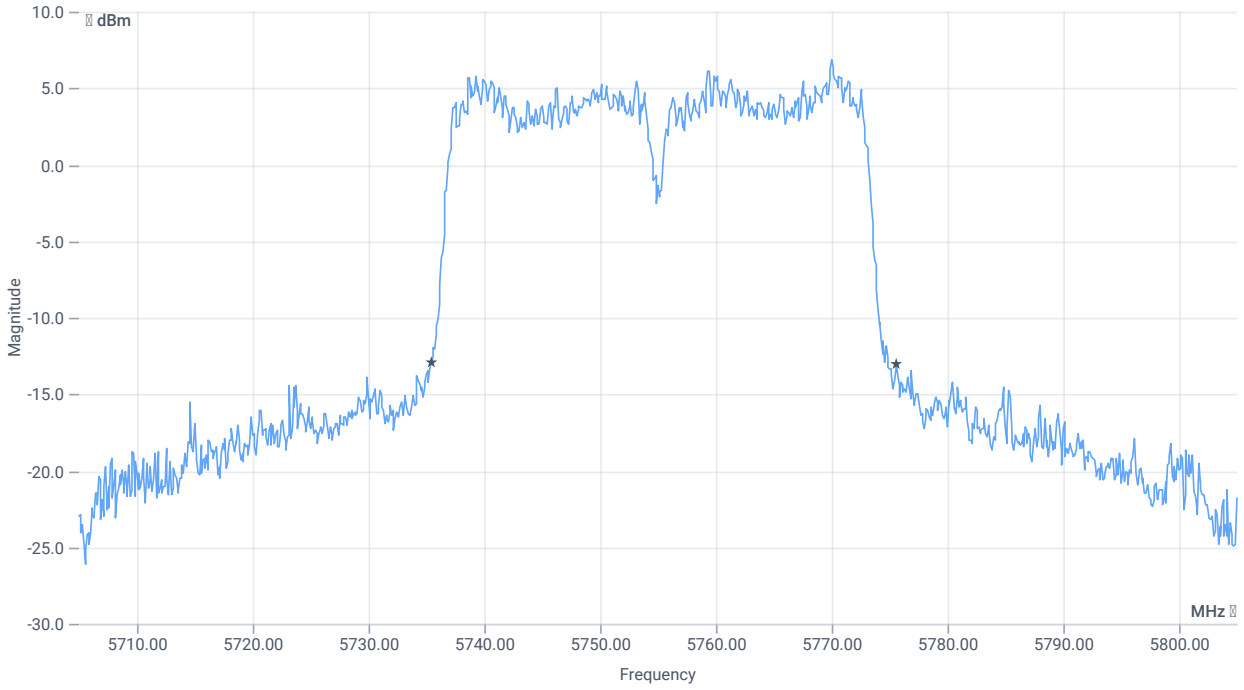

BW 20dB

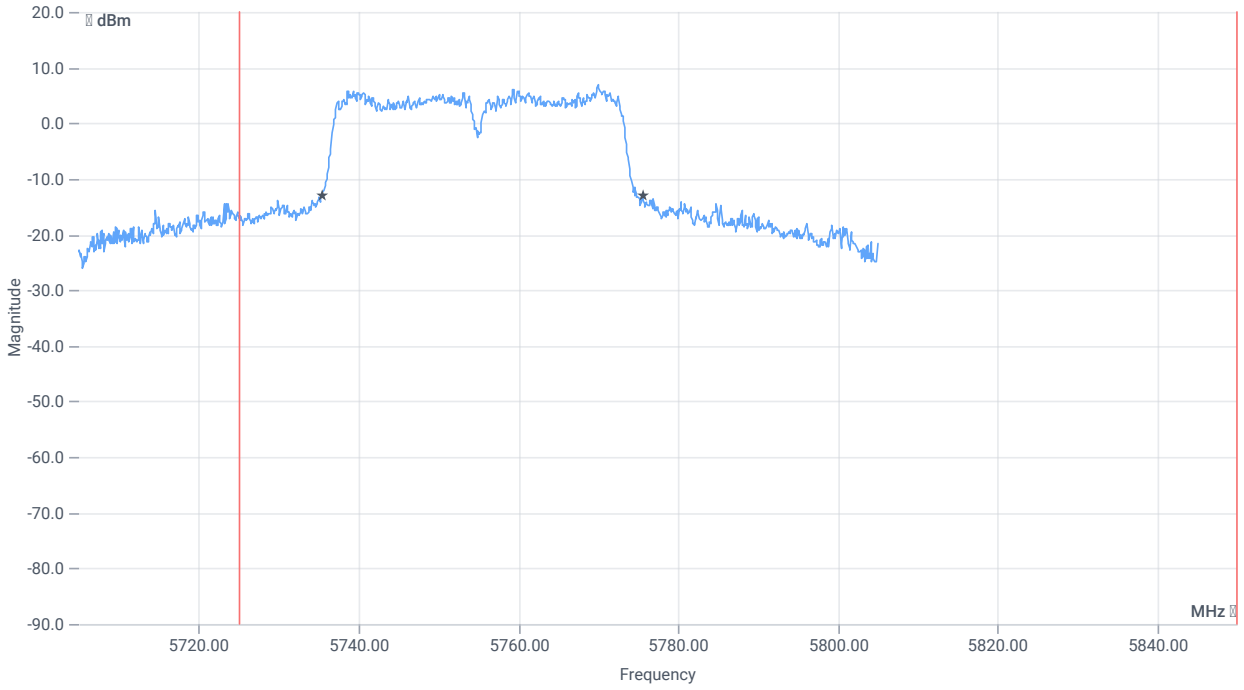

BW within band 20dB

RESULT

DESCRIPTION	LOWER LIMIT	UPPER LIMIT	MEASURED	UNIT	VERDICT
Bandwidth 20dB	---	---	40.2	MHz	INFO
T1 20dB	5725.000000	---	5735.4000	MHz	PASS
T2 20dB	---	5850.000000	5775.6000	MHz	PASS

Verdict
PASS

FCC 15.407, ISED RSS247 # Bandwidths 99PCT and 20dB ~ WLAN5Gx ac-VHT40 mode U-NII-3

References

TC start	12.06.2024 12:56:23
Ambit temp [°C] | humidity [rel%]	25.2 | 29
System version	5.0.5.0
Standard | Version	FCC 15.407, ISED RSS247 | NI
Method	26dB Bandwidth KDB789033 D02, C.1 / ISED RSS-GEN
Description	FCC 15.407 Bandwidths - WLAN5Gx ac-VHT40 mode U-NII-3
Information	

EUT Common Settings WLAN5Gx

Number of antenna ports	2
User Interaction	No
Device class U-NII-1 (FCC)	AP outdoor
Limit W52 japan	Standard
TPC supported	No
Vehicle use (ISED)	No

Equipment

Signal analyzer,Rohde&Schwarz,FSV-40,1307.9002K40/101042,3.70
Switch matrix,cetecom advanced GmbH,USM,B002,1.0.0

Test Parameter

Technology to test	WLAN5Gx ac-VHT40 mode
EUT port	EUT2
Temperature	nom
Voltage	nom
Frequency low to test	False | Freq [MHz] 5755
Frequency mid to test	False | Freq [MHz] 0
Frequency high to test	True | Freq [MHz] 5795
Auto control enabled power supply | Climatic Box	No | No
Additional path loss [dB]	0
Full path type	EUT_SA_GEN_SIG
Full path name	EUT2.MP.SIG1/EUT2.SA/EUT2.GEN1/EUT2.GEN2/
Switch bits	00100010:00010001:00000000:00000001

Test at TX 5795 MHz

RESULT: Reference power cond.

DESCRIPTION	LOWER LIMIT	UPPER LIMIT	MEASURED	UNIT	VERDICT
Ref. power 1MHz/1MHz cond.	---	---	7.68	dBm	INFO
Ref. frequency	---	---	5811.580	MHz	INFO

READ SA SETTINGS:

RefLevel [dBm] | RefLevelOffset [dB] | InpAtt [dB]	15.68 | 12.67 | 20
Start [MHz] | Stop [MHz]	5745.000 | 5845.000
RBW [MHz] | VBW [MHz]	0.500000 | 3.000000
Detector | TraceMode	POS | MAXH
Sweep: time [ms] | count | points per Section | type	1 | 2500 | 1001 | SWE

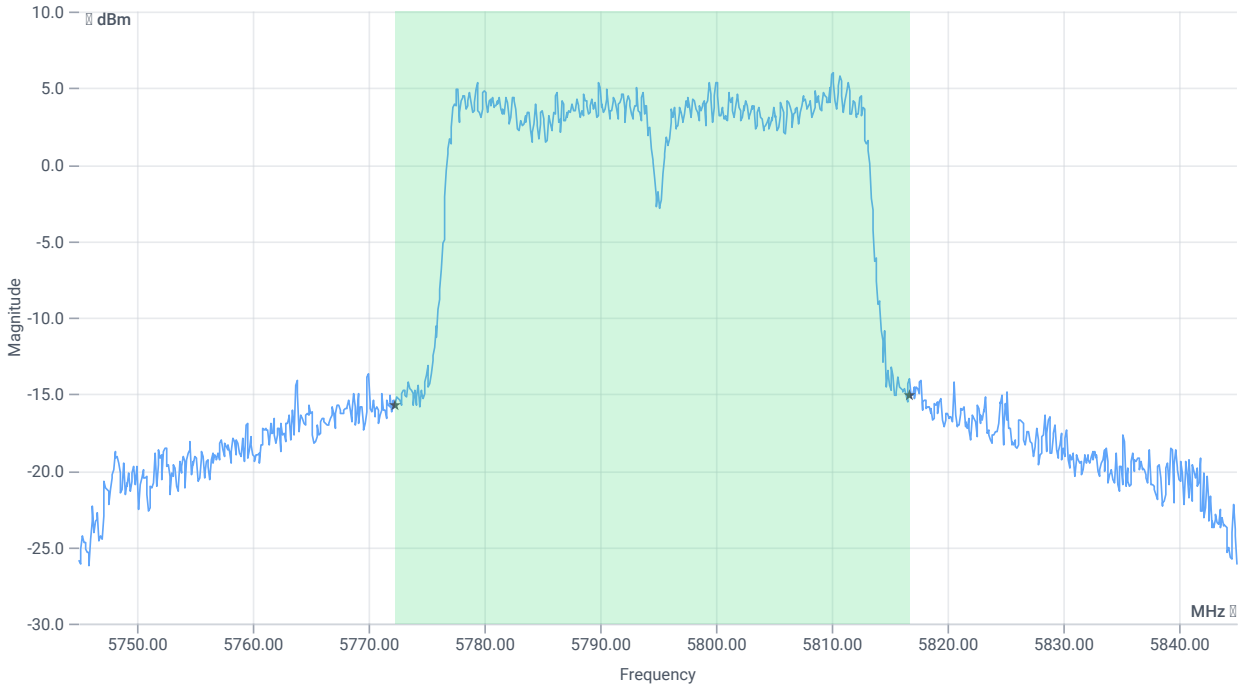

BW 99PCT

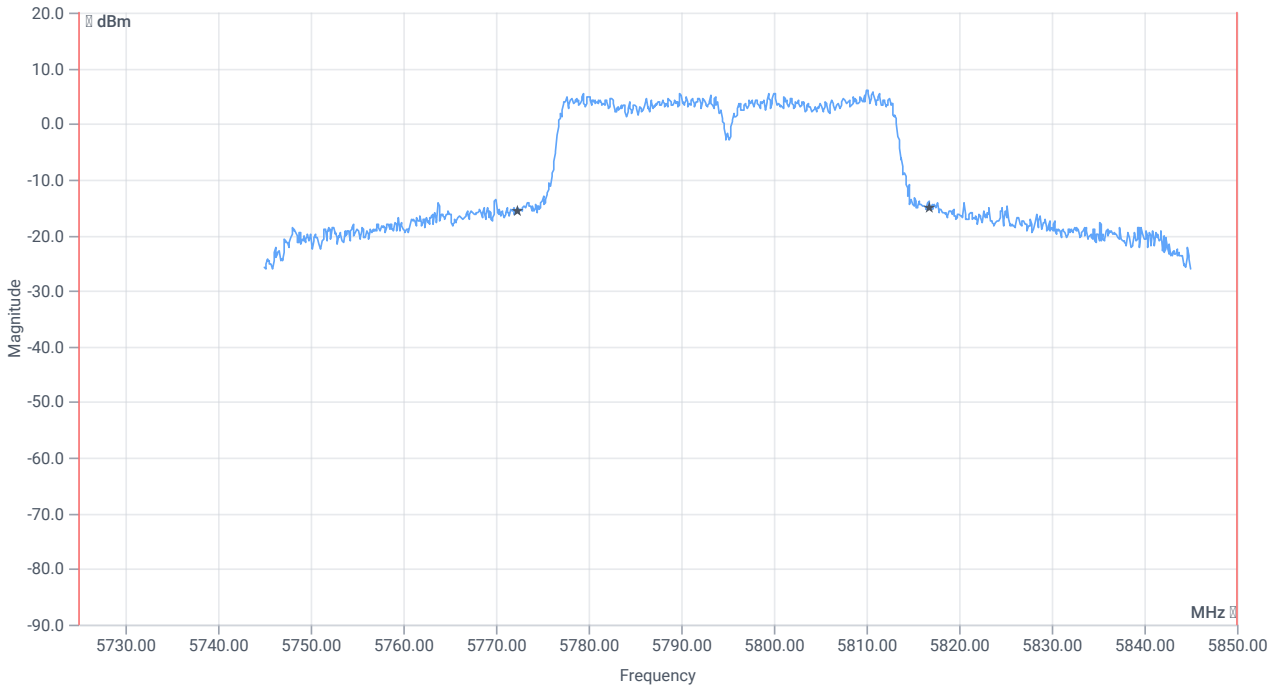

BW within band 99PCT

RESULT

DESCRIPTION	LOWER LIMIT	UPPER LIMIT	MEASURED	UNIT	VERDICT
Bandwidth 99%	---	---	44.456	MHz	INFO
T1 99%	5725.000000	---	5772.3227	MHz	PASS
T2 99%	---	5850.000000	5816.7782	MHz	PASS

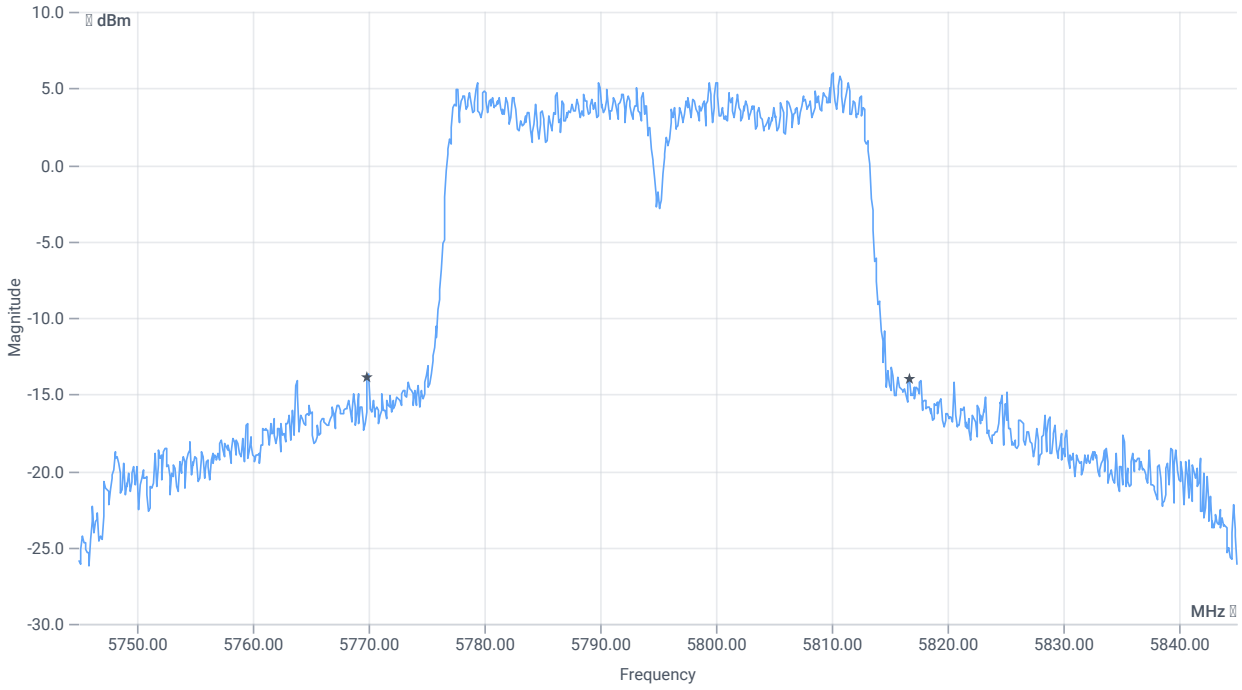

BW 20dB

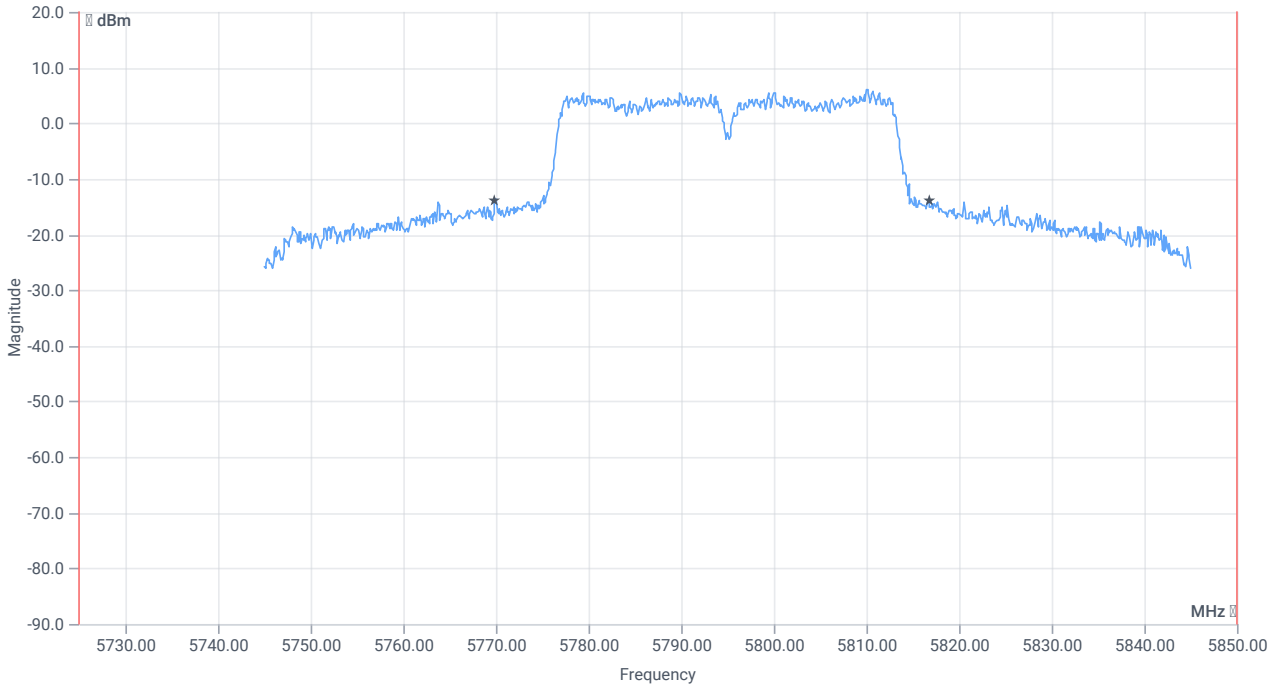

BW within band 20dB

RESULT

DESCRIPTION	LOWER LIMIT	UPPER LIMIT	MEASURED	UNIT	VERDICT
Bandwidth 20dB	---	---	46.8	MHz	INFO
T1 20dB	5725.000000	---	5769.9000	MHz	PASS
T2 20dB	---	5850.000000	5816.7000	MHz	PASS

Verdict
PASS

FCC 15.407, ISED RSS247 # Bandwidths 99PCT and 20dB ~ WLAN5Gx ac-VHT80 mode U-NII-3

References

TC start	25.06.2024 12:38:02
Ambit temp [°C] | humidity [rel%]	24.7 | 52
System version	5.0.7.0
Standard | Version	FCC 15.407, ISED RSS247 | NI
Method	26dB Bandwidth KDB789033 D02, C.1 / ISED RSS-GEN
Description	FCC 15.407 Bandwidths - WLAN5Gx ac-VHT80 mode U-NII-3
Information	

EUT Common Settings WLAN5Gx

Number of antenna ports	2
User Interaction	No
Device class U-NII-1 (FCC)	AP outdoor
Limit W52 japan	Standard
TPC supported	No
Vehicle use (ISED)	No

Equipment

Signal analyzer,Rohde&Schwarz,FSV-40,1307.9002K40/101042,3.70
Switch matrix,cetecom advanced GmbH,USM,B002,1.0.0

Test Parameter

Technology to test	WLAN5Gx ac-VHT80 mode
EUT port	EUT1
Temperature	nom
Voltage	nom
Frequency low to test	False | Freq [MHz] 0
Frequency mid to test	True | Freq [MHz] 5775
Frequency high to test	False | Freq [MHz] 0
Auto control enabled power supply | Climatic Box	No | No
Additional path loss [dB]	0
Full path type	EUT_SA_GEN_SIG
Full path name	EUT1.MP.SIG1/EUT1.SA/EUT1.GEN1/EUT1.GEN2/
Switch bits	00010001:00010001:00000000:00000001

Test at TX 5775 MHz

RESULT: Reference power cond.

DESCRIPTION	LOWER LIMIT	UPPER LIMIT	MEASURED	UNIT	VERDICT
Ref. power 1MHz/1MHz cond.	---	---	0.21	dBm	INFO
Ref. frequency	---	---	5811.760	MHz	INFO

READ SA SETTINGS:

RefLevel [dBm] | RefLevelOffset [dB] | InpAtt [dB]	8.21 | 12.92 | 15
Start [MHz] | Stop [MHz]	5675.000 | 5875.000
RBW [MHz] | VBW [MHz]	1.000000 | 5.000000
Detector | TraceMode	POS | MAXH
Sweep: time [ms] | count | points per Section | type	1 | 2500 | 1001 | SWE

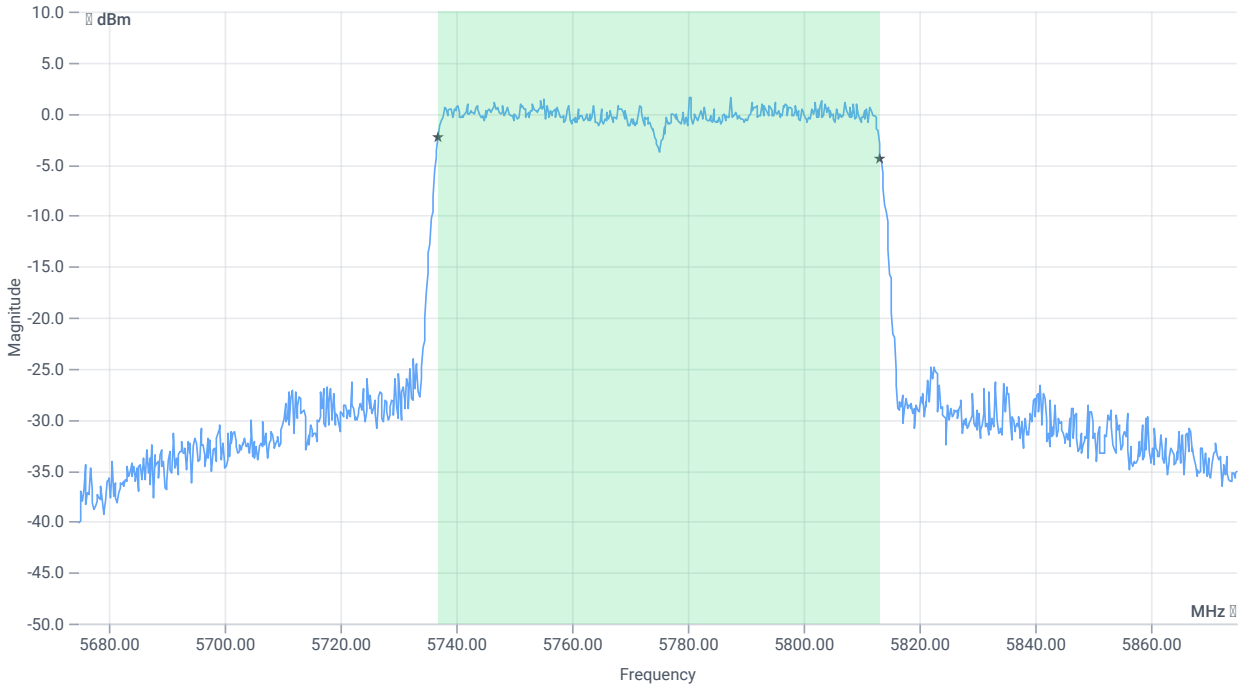

BW 99PCT

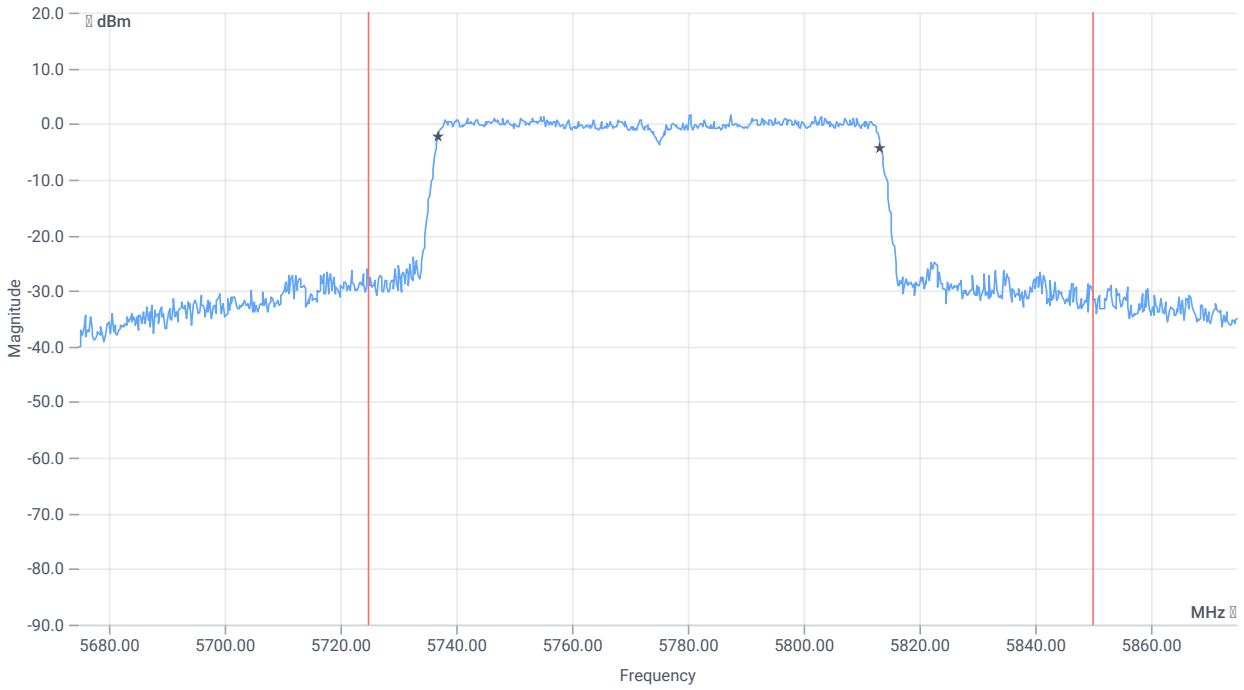

BW within band 99PCT

RESULT

DESCRIPTION	LOWER LIMIT	UPPER LIMIT	MEASURED	UNIT	VERDICT
Bandwidth 99%	---	---	76.324	MHz	INFO
T1 99%	5725.000000	---	5737.0380	MHz	PASS
T2 99%	---	5850.000000	5813.3616	MHz	PASS

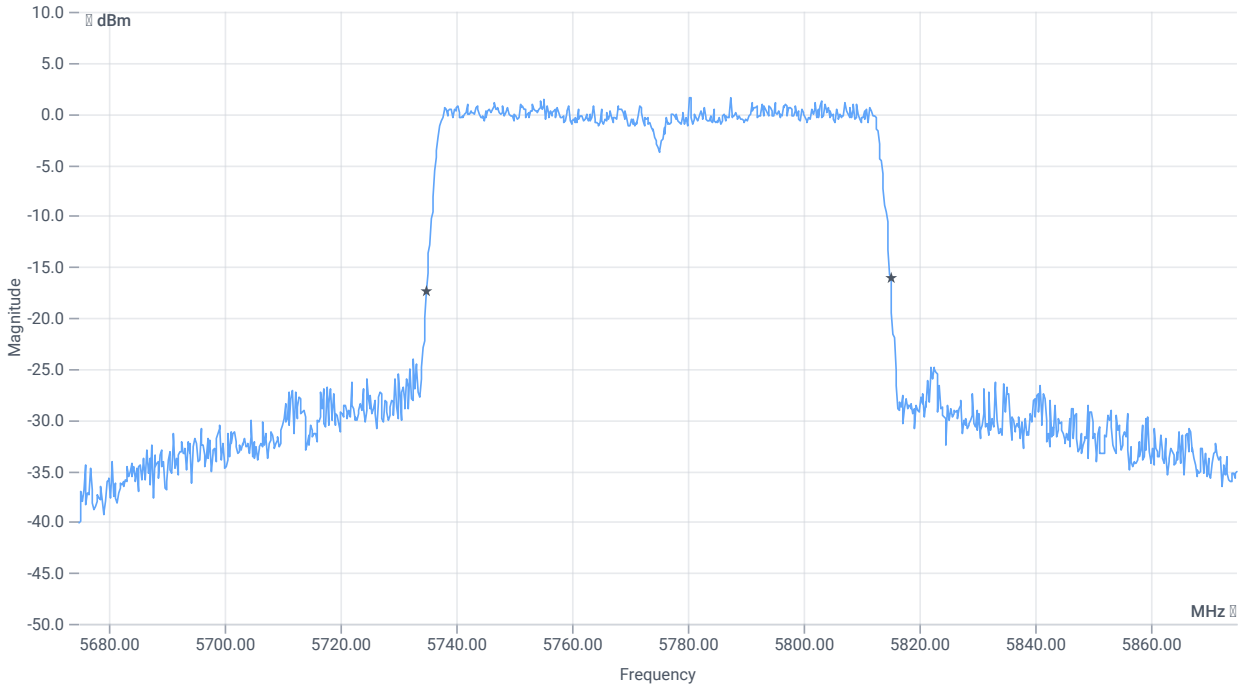

BW 20dB

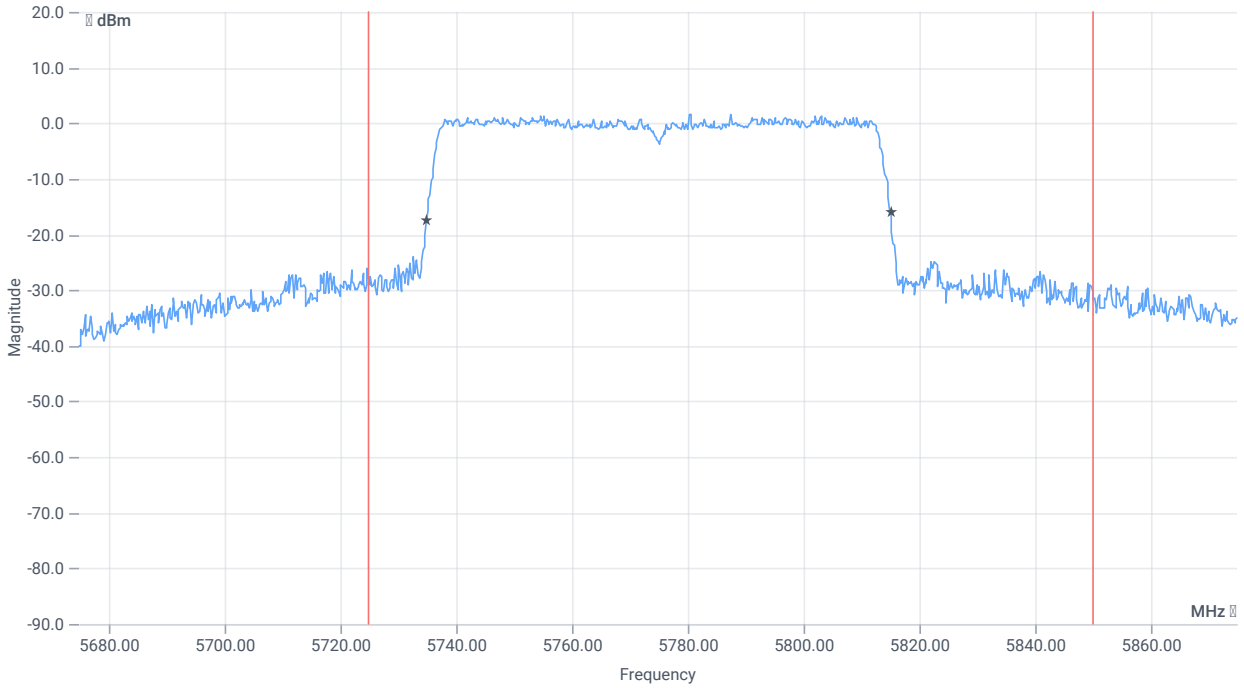

BW within band 20dB

RESULT

DESCRIPTION	LOWER LIMIT	UPPER LIMIT	MEASURED	UNIT	VERDICT
Bandwidth 20dB	---	---	80.2	MHz	INFO
T1 20dB	5725.000000	---	5735.0000	MHz	PASS
T2 20dB	---	5850.000000	5815.2000	MHz	PASS

Verdict
PASS

FCC 15.407, ISED RSS247 # Bandwidths 99PCT and 20dB ~ WLAN5Gx ac-VHT80 mode U-NII-3

References

TC start	25.06.2024 12:42:49
Ambit temp [°C] | humidity [rel%]	24.8 | 52
System version	5.0.7.0
Standard | Version	FCC 15.407, ISED RSS247 | NI
Method	26dB Bandwidth KDB789033 D02, C.1 / ISED RSS-GEN
Description	FCC 15.407 Bandwidths - WLAN5Gx ac-VHT80 mode U-NII-3
Information	

EUT Common Settings WLAN5Gx

Number of antenna ports	2
User Interaction	No
Device class U-NII-1 (FCC)	AP outdoor
Limit W52 japan	Standard
TPC supported	No
Vehicle use (ISED)	No

Equipment

Signal analyzer,Rohde&Schwarz,FSV-40,1307.9002K40/101042,3.70
Switch matrix,cetecom advanced GmbH,USM,B002,1.0.0

Test Parameter

Technology to test	WLAN5Gx ac-VHT80 mode
EUT port	EUT2
Temperature	nom
Voltage	nom
Frequency low to test	False | Freq [MHz] 0
Frequency mid to test	True | Freq [MHz] 5775
Frequency high to test	False | Freq [MHz] 0
Auto control enabled power supply | Climatic Box	No | No
Additional path loss [dB]	0
Full path type	EUT_SA_GEN_SIG
Full path name	EUT2.MP.SIG1/EUT2.SA/EUT2.GEN1/EUT2.GEN2/
Switch bits	00100010:00010001:00000000:00000001

Test at TX 5775 MHz

RESULT: Reference power cond.

DESCRIPTION	LOWER LIMIT	UPPER LIMIT	MEASURED	UNIT	VERDICT
Ref. power 1MHz/1MHz cond.	---	---	0.49	dBm	INFO
Ref. frequency	---	---	5810.360	MHz	INFO

READ SA SETTINGS:

RefLevel [dBm] | RefLevelOffset [dB] | InpAtt [dB]	8.49 | 12.72 | 15
Start [MHz] | Stop [MHz]	5675.000 | 5875.000
RBW [MHz] | VBW [MHz]	1.000000 | 5.000000
Detector | TraceMode	POS | MAXH
Sweep: time [ms] | count | points per Section | type	1 | 2500 | 1001 | SWE

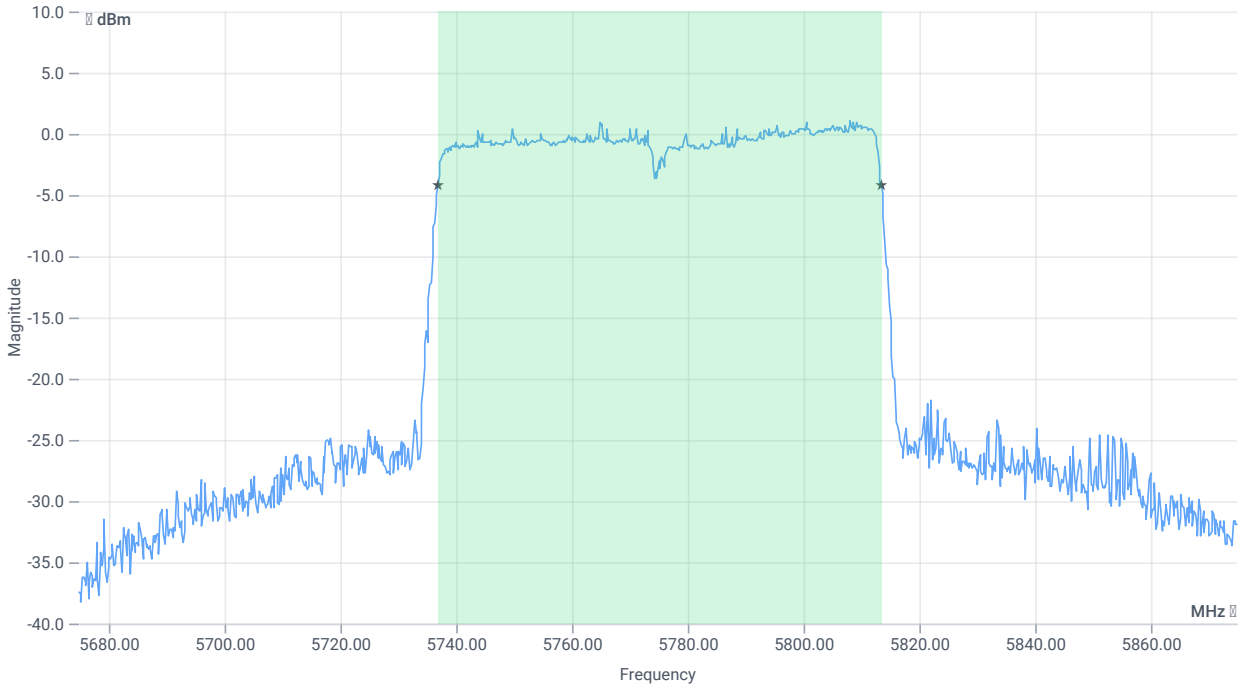

BW 99PCT

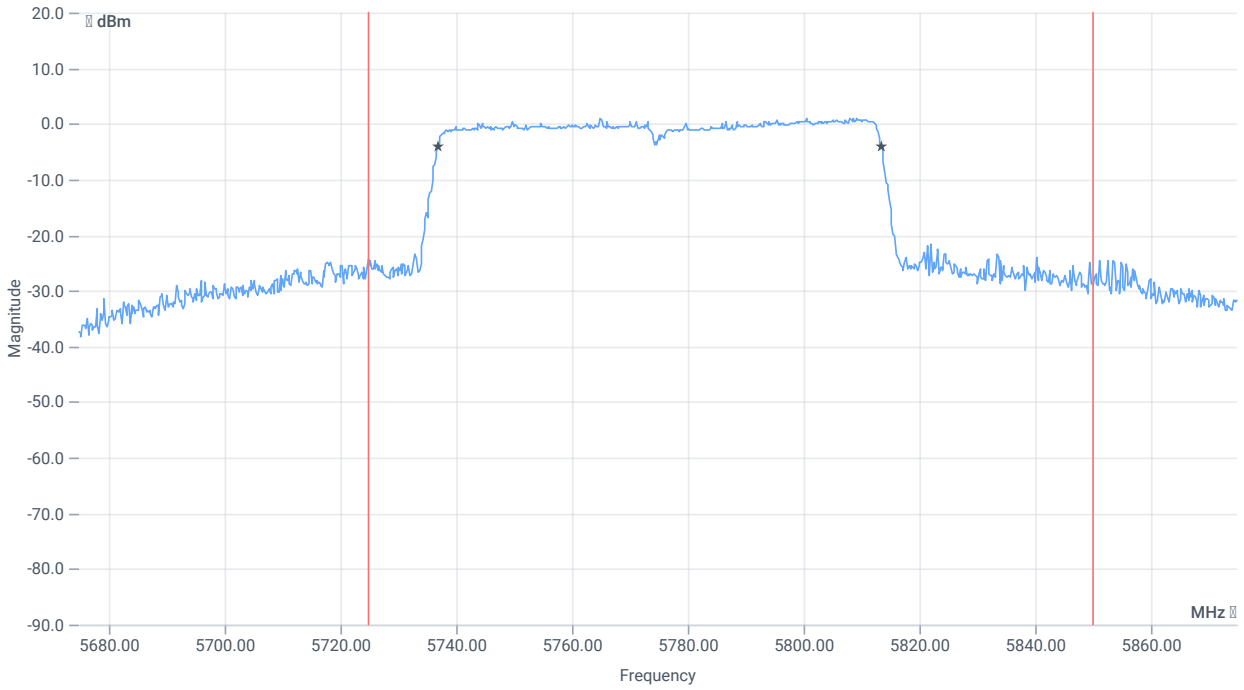

BW within band 99PCT

RESULT

DESCRIPTION	LOWER LIMIT	UPPER LIMIT	MEASURED	UNIT	VERDICT
Bandwidth 99%	---	---	76.523	MHz	INFO
T1 99%	5725.000000	---	5737.0380	MHz	PASS
T2 99%	---	5850.000000	5813.5614	MHz	PASS

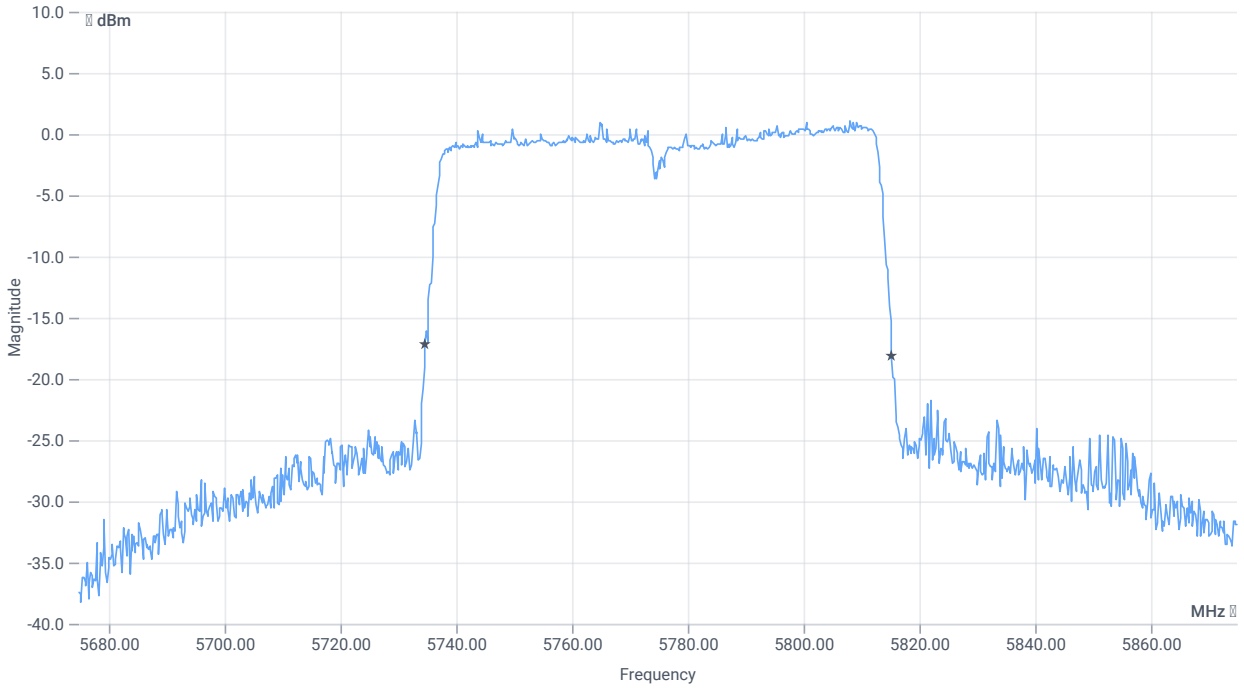

BW 20dB

BW within band 20dB

RESULT

DESCRIPTION	LOWER LIMIT	UPPER LIMIT	MEASURED	UNIT	VERDICT
Bandwidth 20dB	---	---	80.6	MHz	INFO
T1 20dB	5725.000000	---	5734.8000	MHz	PASS
T2 20dB	---	5850.000000	5815.4000	MHz	PASS

Verdict
PASS

FCC 15.407, ISED RSS247 # Emission mask (eirp) ~ WLAN5Gx a mode U-NII-3

References

TC start	11.06.2024 13:50:45
Ambit temp [°C] | humidity [rel%]	24.9 | 31
System version	5.0.5.0
Standard | Version	FCC 15.407, ISED RSS247 | NI
Method	NI
Description	FCC 15.407 Emission mask - WLAN5Gx a mode U-NII-3
Information	

EUT Common Settings WLAN5Gx

Number of antenna ports	2
User Interaction	No
Device class U-NII-1 (FCC)	AP outdoor
Limit W52 japan	Standard
TPC supported	No
Vehicle use (ISED)	No

Equipment

Signal analyzer,Rohde&Schwarz,FSV-40,1307.9002K40/101042,3.70
Switch matrix,cetecom advanced GmbH,USM,B002,1.0.0

Test Parameter

Technology to test	WLAN5Gx a mode
EUT port	EUT1
Temperature	nom
Voltage	nom
Frequency low to test	True | Freq [MHz] 5745
Frequency mid to test	False | Freq [MHz] 5785
Frequency high to test	False | Freq [MHz] 5825
Auto control enabled power supply | Climatic Box	No | No
Additional path loss [dB]	0
Full path type	EUT_SA_GEN_SIG
Full path name	EUT1.MP.SIG1/EUT1.SA/EUT1.GEN1/EUT1.GEN2/
Switch bits	00010001:00010001:00000000:00000001

Test at TX 5745 MHz

Number of antenna ports: 2

reduction of limit due to number of antenna ports [dB]: 3

RESULT: Reference power cond.

DESCRIPTION	LOWER LIMIT	UPPER LIMIT	MEASURED	UNIT	VERDICT
Ref. power 1MHz/1MHz cond.	---	---	9.61	dBm	INFO
Ref. frequency	---	---	5741.800	MHz	INFO

Antenna gain

Considered antenna gain [dBi]:	0 / max found in range 5625 to 5950 MHz

READ SA SETTINGS:

RefLevel [dBm] | RefLevelOffset [dB] | InpAtt [dB]	12.61 | 12.82 | 15
Start [MHz] | Stop [MHz]	5625.000 | 5950.000
RBW [MHz] | VBW [MHz]	1.000000 | 3.000000
Detector | TraceMode	POS | MAXH
Sweep: time [ms] | count | points per Section | type	1 | 2500 | 1001 | SWE

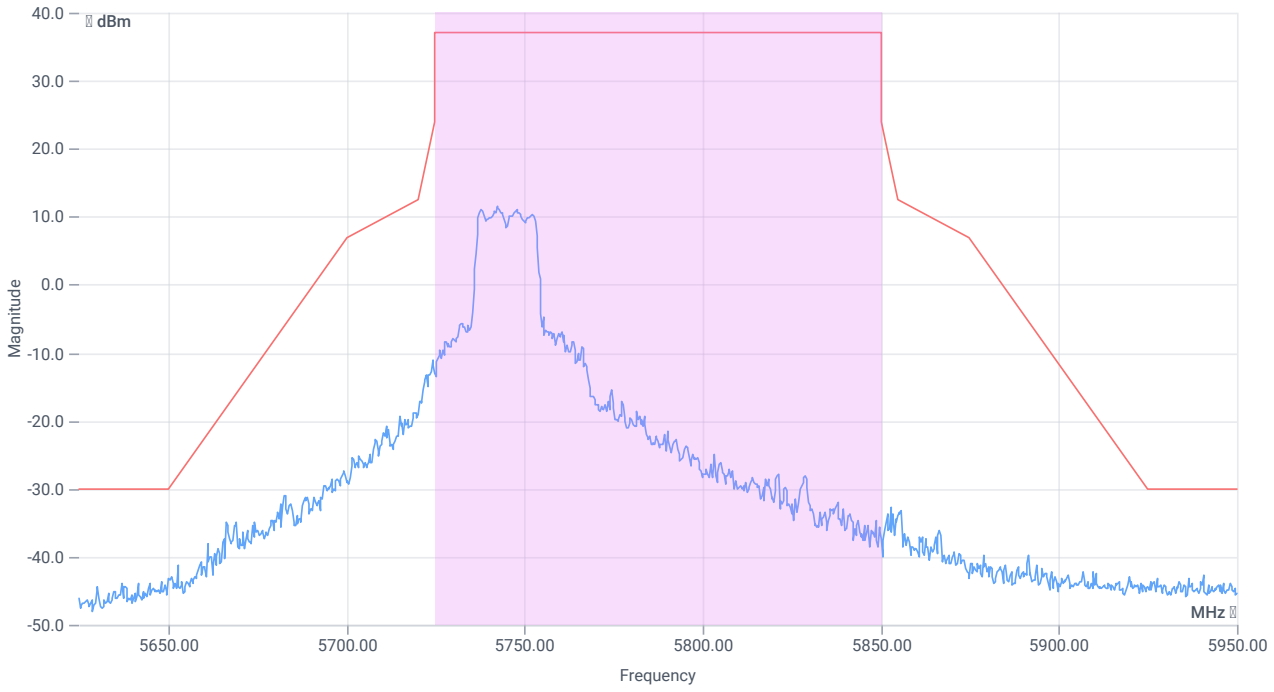

Emission Mask (e.i.r.p)

RESULT

DESCRIPTION	LOWER LIMIT	UPPER LIMIT	MEASURED	UNIT	VERDICT

Verdict
PASS

FCC 15.407, ISED RSS247 # Emission mask (eirp) ~ WLAN5Gx a mode U-NII-3

References

TC start	11.06.2024 14:05:53
Ambit temp [°C] | humidity [rel%]	24.9 | 31
System version	5.0.5.0
Standard | Version	FCC 15.407, ISED RSS247 | NI
Method	NI
Description	FCC 15.407 Emission mask - WLAN5Gx a mode U-NII-3
Information	

EUT Common Settings WLAN5Gx

Number of antenna ports	2
User Interaction	No
Device class U-NII-1 (FCC)	AP outdoor
Limit W52 japan	Standard
TPC supported	No
Vehicle use (ISED)	No

Equipment

Signal analyzer,Rohde&Schwarz,FSV-40,1307.9002K40/101042,3.70
Switch matrix,cetecom advanced GmbH,USM,B002,1.0.0

Test Parameter

Technology to test	WLAN5Gx a mode
EUT port	EUT1
Temperature	nom
Voltage	nom
Frequency low to test	False | Freq [MHz] 5745
Frequency mid to test	True | Freq [MHz] 5785
Frequency high to test	False | Freq [MHz] 5825
Auto control enabled power supply | Climatic Box	No | No
Additional path loss [dB]	0
Full path type	EUT_SA_GEN_SIG
Full path name	EUT1.MP.SIG1/EUT1.SA/EUT1.GEN1/EUT1.GEN2/
Switch bits	00010001:00010001:00000000:00000001

Test at TX 5785 MHz

Number of antenna ports: 2

reduction of limit due to number of antenna ports [dB]: 3

RESULT: Reference power cond.

DESCRIPTION	LOWER LIMIT	UPPER LIMIT	MEASURED	UNIT	VERDICT
Ref. power 1MHz/1MHz cond.	---	---	10.52	dBm	INFO
Ref. frequency	---	---	5786.800	MHz	INFO

Antenna gain

Considered antenna gain [dBi]:	0 / max found in range 5625 to 5950 MHz

READ SA SETTINGS:

RefLevel [dBm] | RefLevelOffset [dB] | InpAtt [dB]	13.52 | 12.95 | 20
Start [MHz] | Stop [MHz]	5625.000 | 5950.000
RBW [MHz] | VBW [MHz]	1.000000 | 3.000000
Detector | TraceMode	POS | MAXH
Sweep: time [ms] | count | points per Section | type	1 | 2500 | 1001 | SWE

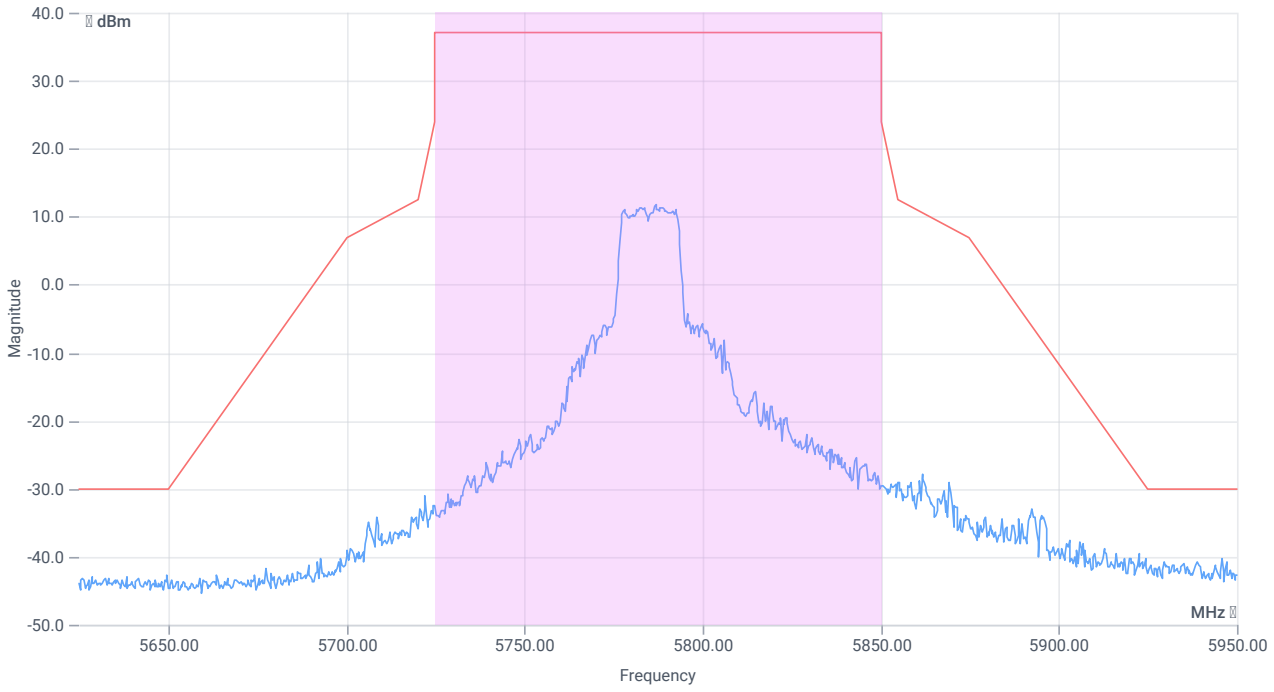

Emission Mask (e.i.r.p)

RESULT

DESCRIPTION	LOWER LIMIT	UPPER LIMIT	MEASURED	UNIT	VERDICT

Verdict
PASS

FCC 15.407, ISED RSS247 # Emission mask (eirp) ~ WLAN5Gx a mode U-NII-3

References

TC start	11.06.2024 14:22:25
Ambit temp [°C] | humidity [rel%]	25.0 | 31
System version	5.0.5.0
Standard | Version	FCC 15.407, ISED RSS247 | NI
Method	NI
Description	FCC 15.407 Emission mask - WLAN5Gx a mode U-NII-3
Information	

EUT Common Settings WLAN5Gx

Number of antenna ports	2
User Interaction	No
Device class U-NII-1 (FCC)	AP outdoor
Limit W52 japan	Standard
TPC supported	No
Vehicle use (ISED)	No

Equipment

Signal analyzer,Rohde&Schwarz,FSV-40,1307.9002K40/101042,3.70
Switch matrix,cetecom advanced GmbH,USM,B002,1.0.0

Test Parameter

Technology to test	WLAN5Gx a mode
EUT port	EUT1
Temperature	nom
Voltage	nom
Frequency low to test	False | Freq [MHz] 5745
Frequency mid to test	False | Freq [MHz] 5785
Frequency high to test	True | Freq [MHz] 5825
Auto control enabled power supply | Climatic Box	No | No
Additional path loss [dB]	0
Full path type	EUT_SA_GEN_SIG
Full path name	EUT1.MP.SIG1/EUT1.SA/EUT1.GEN1/EUT1.GEN2/
Switch bits	00010001:00010001:00000000:00000001

Test at TX 5825 MHz

Number of antenna ports: 2

reduction of limit due to number of antenna ports [dB]: 3

RESULT: Reference power cond.

DESCRIPTION	LOWER LIMIT	UPPER LIMIT	MEASURED	UNIT	VERDICT
Ref. power 1MHz/1MHz cond.	---	---	11.34	dBm	INFO
Ref. frequency	---	---	5823.200	MHz	INFO

Antenna gain

Considered antenna gain [dBi]:	0 / max found in range 5625 to 5950 MHz

READ SA SETTINGS:

RefLevel [dBm] | RefLevelOffset [dB] | InpAtt [dB]	14.34 | 12.88 | 20
Start [MHz] | Stop [MHz]	5625.000 | 5950.000
RBW [MHz] | VBW [MHz]	1.000000 | 3.000000
Detector | TraceMode	POS | MAXH
Sweep: time [ms] | count | points per Section | type	1 | 2500 | 1001 | SWE

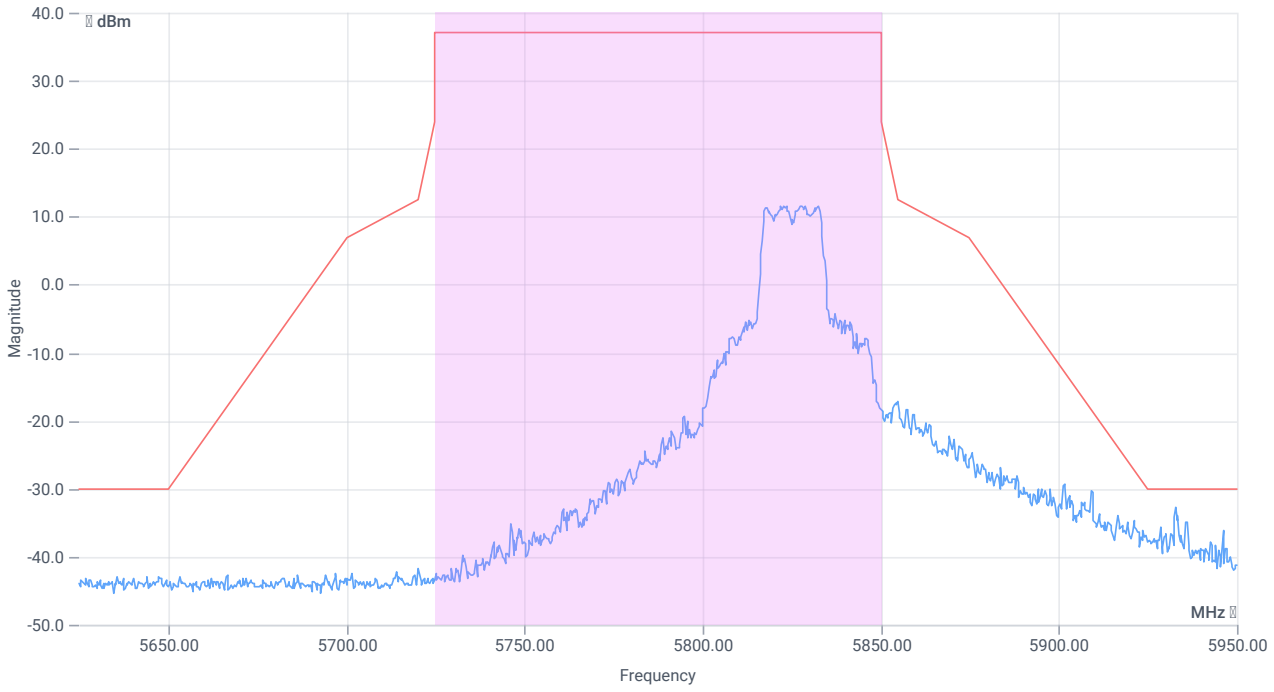

Emission Mask (e.i.r.p)

RESULT

DESCRIPTION	LOWER LIMIT	UPPER LIMIT	MEASURED	UNIT	VERDICT

Verdict
PASS

FCC 15.407, ISED RSS247 # Emission mask (eirp) ~ WLAN5Gx a mode U-NII-3

References

TC start	12.06.2024 10:18:02
Ambit temp [°C] | humidity [rel%]	24.2 | 34
System version	5.0.5.0
Standard | Version	FCC 15.407, ISED RSS247 | NI
Method	NI
Description	FCC 15.407 Emission mask - WLAN5Gx a mode U-NII-3
Information	

EUT Common Settings WLAN5Gx

Number of antenna ports	2
User Interaction	No
Device class U-NII-1 (FCC)	AP outdoor
Limit W52 japan	Standard
TPC supported	No
Vehicle use (ISED)	No

Equipment

Signal analyzer,Rohde&Schwarz,FSV-40,1307.9002K40/101042,3.70
Switch matrix,cetecom advanced GmbH,USM,B002,1.0.0

Test Parameter

Technology to test	WLAN5Gx a mode
EUT port	EUT2
Temperature	nom
Voltage	nom
Frequency low to test	True | Freq [MHz] 5745
Frequency mid to test	False | Freq [MHz] 5785
Frequency high to test	False | Freq [MHz] 5825
Auto control enabled power supply | Climatic Box	No | No
Additional path loss [dB]	0
Full path type	EUT_SA_GEN_SIG
Full path name	EUT2.MP.SIG1/EUT2.SA/EUT2.GEN1/EUT2.GEN2/
Switch bits	00100010:00010001:00000000:00000001

Test at TX 5745 MHz

Number of antenna ports: 2

reduction of limit due to number of antenna ports [dB]: 3

RESULT: Reference power cond.

DESCRIPTION	LOWER LIMIT	UPPER LIMIT	MEASURED	UNIT	VERDICT
Ref. power 1MHz/1MHz cond.	---	---	10.76	dBm	INFO
Ref. frequency	---	---	5741.800	MHz	INFO

Antenna gain

Considered antenna gain [dBi]:	0 / max found in range 5625 to 5950 MHz

READ SA SETTINGS:

RefLevel [dBm] | RefLevelOffset [dB] | InpAtt [dB]	13.76 | 12.78 | 20
Start [MHz] | Stop [MHz]	5625.000 | 5950.000
RBW [MHz] | VBW [MHz]	1.000000 | 3.000000
Detector | TraceMode	POS | MAXH
Sweep: time [ms] | count | points per Section | type	1 | 2500 | 1001 | SWE

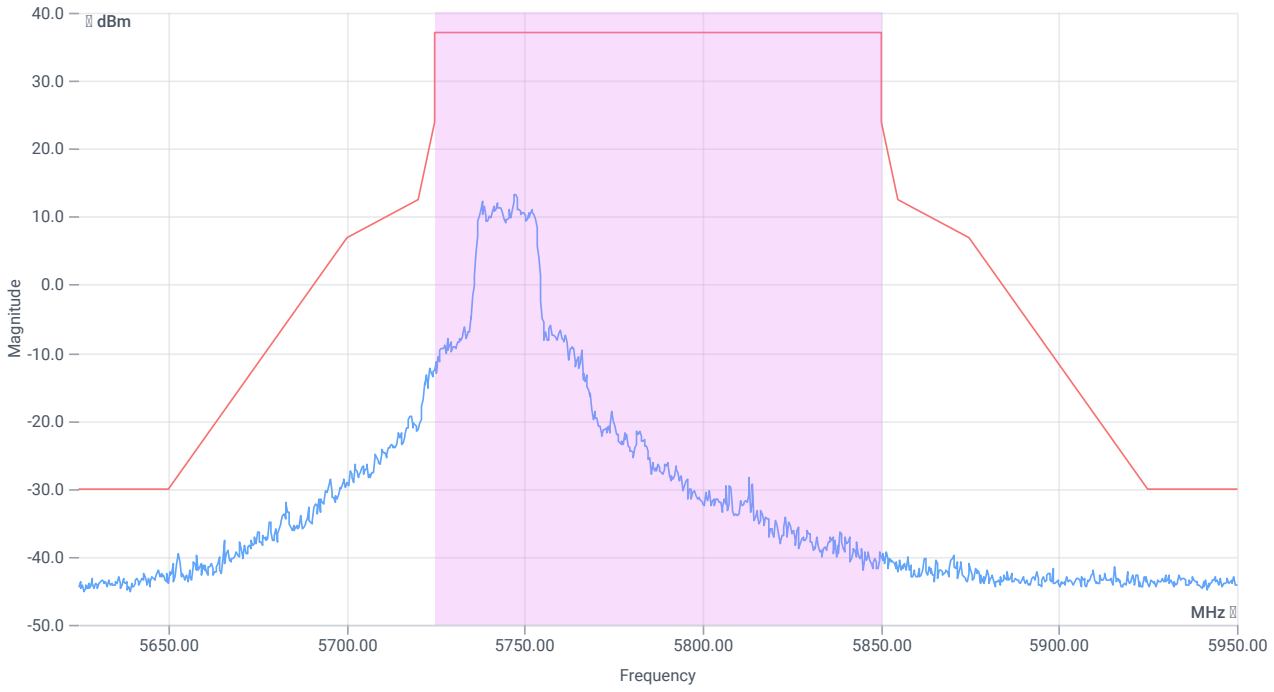

Emission Mask (e.i.r.p)

RESULT

DESCRIPTION	LOWER LIMIT	UPPER LIMIT	MEASURED	UNIT	VERDICT

Verdict
PASS

FCC 15.407, ISED RSS247 # Emission mask (eirp) ~ WLAN5Gx a mode U-NII-3

References

TC start	12.06.2024 10:32:32
Ambit temp [°C] | humidity [rel%]	24.4 | 33
System version	5.0.5.0
Standard | Version	FCC 15.407, ISED RSS247 | NI
Method	NI
Description	FCC 15.407 Emission mask - WLAN5Gx a mode U-NII-3
Information	

EUT Common Settings WLAN5Gx

Number of antenna ports	2
User Interaction	No
Device class U-NII-1 (FCC)	AP outdoor
Limit W52 japan	Standard
TPC supported	No
Vehicle use (ISED)	No

Equipment

Signal analyzer,Rohde&Schwarz,FSV-40,1307.9002K40/101042,3.70
Switch matrix,cetecom advanced GmbH,USM,B002,1.0.0

Test Parameter

Technology to test	WLAN5Gx a mode
EUT port	EUT2
Temperature	nom
Voltage	nom
Frequency low to test	False | Freq [MHz] 5745
Frequency mid to test	True | Freq [MHz] 5785
Frequency high to test	False | Freq [MHz] 5825
Auto control enabled power supply | Climatic Box	No | No
Additional path loss [dB]	0
Full path type	EUT_SA_GEN_SIG
Full path name	EUT2.MP.SIG1/EUT2.SA/EUT2.GEN1/EUT2.GEN2/
Switch bits	00100010:00010001:00000000:00000001

Test at TX 5785 MHz

Number of antenna ports: 2

reduction of limit due to number of antenna ports [dB]: 3

RESULT: Reference power cond.

DESCRIPTION	LOWER LIMIT	UPPER LIMIT	MEASURED	UNIT	VERDICT
Ref. power 1MHz/1MHz cond.	---	---	10.08	dBm	INFO
Ref. frequency	---	---	5781.400	MHz	INFO

Antenna gain

Considered antenna gain [dBi]:	0 / max found in range 5625 to 5950 MHz

READ SA SETTINGS:

RefLevel [dBm] | RefLevelOffset [dB] | InpAtt [dB]	13.08 | 12.7 | 20
Start [MHz] | Stop [MHz]	5625.000 | 5950.000
RBW [MHz] | VBW [MHz]	1.000000 | 3.000000
Detector | TraceMode	POS | MAXH
Sweep: time [ms] | count | points per Section | type	1 | 2500 | 1001 | SWE

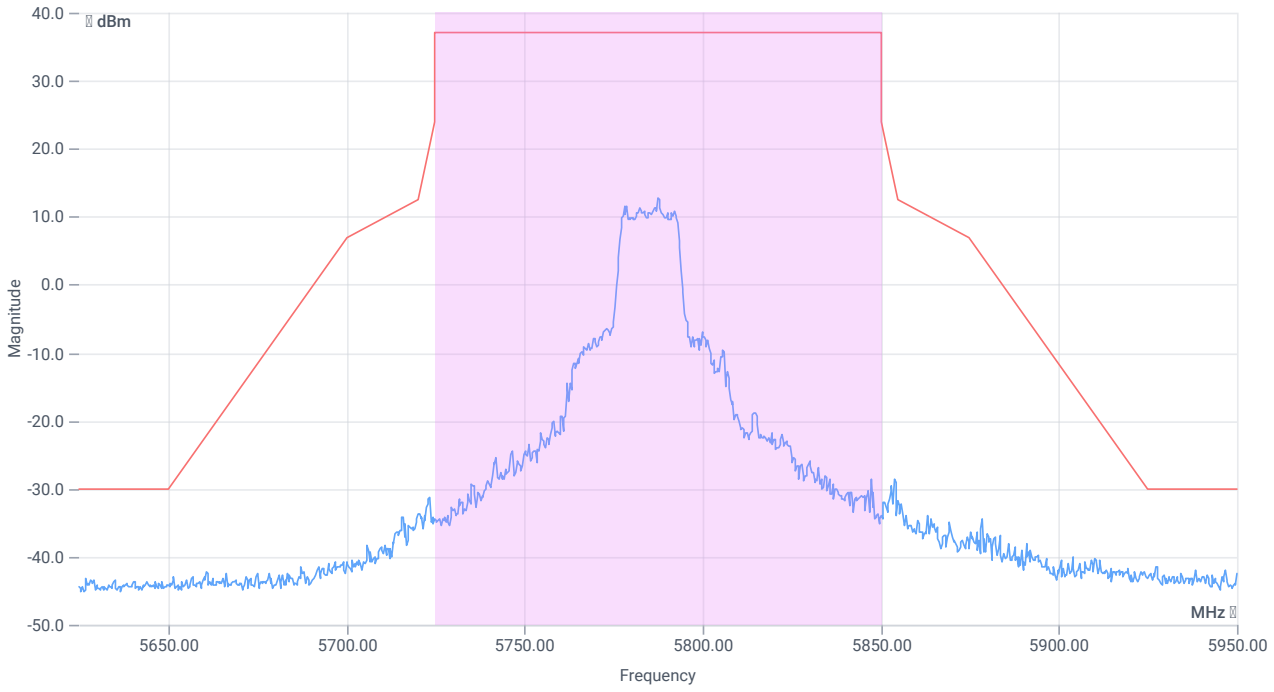

Emission Mask (e.i.r.p)

RESULT

DESCRIPTION	LOWER LIMIT	UPPER LIMIT	MEASURED	UNIT	VERDICT

Verdict
PASS

FCC 15.407, ISED RSS247 # Emission mask (eirp) ~ WLAN5Gx a mode U-NII-3

References

TC start	12.06.2024 10:48:12
Ambit temp [°C] | humidity [rel%]	24.5 | 33
System version	5.0.5.0
Standard | Version	FCC 15.407, ISED RSS247 | NI
Method	NI
Description	FCC 15.407 Emission mask - WLAN5Gx a mode U-NII-3
Information	

EUT Common Settings WLAN5Gx

Number of antenna ports	2
User Interaction	No
Device class U-NII-1 (FCC)	AP outdoor
Limit W52 japan	Standard
TPC supported	No
Vehicle use (ISED)	No

Equipment

Signal analyzer,Rohde&Schwarz,FSV-40,1307.9002K40/101042,3.70
Switch matrix,cetecom advanced GmbH,USM,B002,1.0.0

Test Parameter

Technology to test	WLAN5Gx a mode
EUT port	EUT2
Temperature	nom
Voltage	nom
Frequency low to test	False | Freq [MHz] 5745
Frequency mid to test	False | Freq [MHz] 5785
Frequency high to test	True | Freq [MHz] 5825
Auto control enabled power supply | Climatic Box	No | No
Additional path loss [dB]	0
Full path type	EUT_SA_GEN_SIG
Full path name	EUT2.MP.SIG1/EUT2.SA/EUT2.GEN1/EUT2.GEN2/
Switch bits	00100010:00010001:00000000:00000001

Test at TX 5825 MHz

Number of antenna ports: 2

reduction of limit due to number of antenna ports [dB]: 3

RESULT: Reference power cond.

DESCRIPTION	LOWER LIMIT	UPPER LIMIT	MEASURED	UNIT	VERDICT
Ref. power 1MHz/1MHz cond.	---	---	10.82	dBm	INFO
Ref. frequency	---	---	5832.190	MHz	INFO

Antenna gain

Considered antenna gain [dBi]:	0 / max found in range 5625 to 5950 MHz

READ SA SETTINGS:

RefLevel [dBm] | RefLevelOffset [dB] | InpAtt [dB]	13.82 | 12.73 | 20
Start [MHz] | Stop [MHz]	5625.000 | 5950.000
RBW [MHz] | VBW [MHz]	1.000000 | 3.000000
Detector | TraceMode	POS | MAXH
Sweep: time [ms] | count | points per Section | type	1 | 2500 | 1001 | SWE

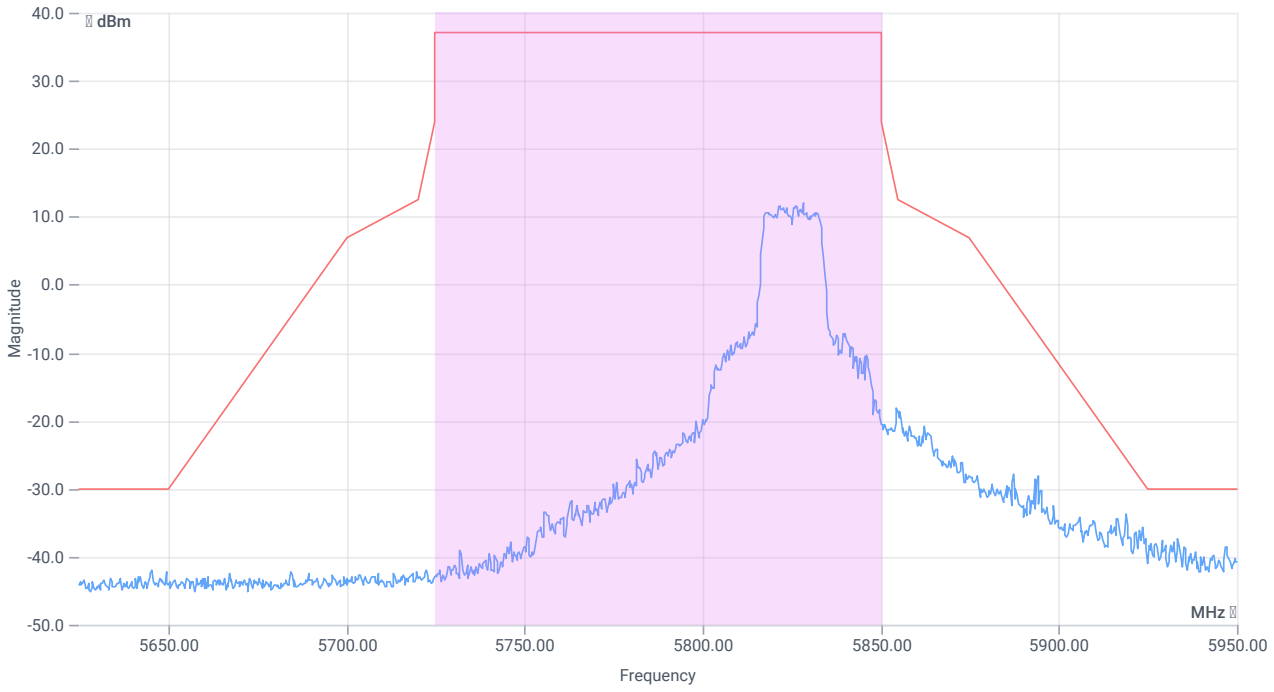

Emission Mask (e.i.r.p)

RESULT

DESCRIPTION	LOWER LIMIT	UPPER LIMIT	MEASURED	UNIT	VERDICT

Verdict
PASS

FCC 15.407, ISED RSS247 # Emission mask (eirp) ~ WLAN5Gx ac-VHT20 mode U-NII-3

References

TC start	12.06.2024 07:58:25
Ambit temp [°C] | humidity [rel%]	23.0 | 36
System version	5.0.5.0
Standard | Version	FCC 15.407, ISED RSS247 | NI
Method	NI
Description	FCC 15.407 Emission mask - WLAN5Gx ac-VHT20 mode U-NII-3
Information	

EUT Common Settings WLAN5Gx

Number of antenna ports	2
User Interaction	No
Device class U-NII-1 (FCC)	AP outdoor
Limit W52 japan	Standard
TPC supported	No
Vehicle use (ISED)	No

Equipment

Signal analyzer,Rohde&Schwarz,FSV-40,1307.9002K40/101042,3.70
Switch matrix,cetecom advanced GmbH,USM,B002,1.0.0

Test Parameter

Technology to test	WLAN5Gx ac-VHT20 mode
EUT port	EUT1
Temperature	nom
Voltage	nom
Frequency low to test	True | Freq [MHz] 5745
Frequency mid to test	False | Freq [MHz] 5785
Frequency high to test	False | Freq [MHz] 5825
Auto control enabled power supply | Climatic Box	No | No
Additional path loss [dB]	0
Full path type	EUT_SA_GEN_SIG
Full path name	EUT1.MP.SIG1/EUT1.SA/EUT1.GEN1/EUT1.GEN2/
Switch bits	00010001:00010001:00000000:00000001

Test at TX 5745 MHz

Number of antenna ports: 2

reduction of limit due to number of antenna ports [dB]: 3

RESULT: Reference power cond.

DESCRIPTION	LOWER LIMIT	UPPER LIMIT	MEASURED	UNIT	VERDICT
Ref. power 1MHz/1MHz cond.	---	---	11.22	dBm	INFO
Ref. frequency	---	---	5741.800	MHz	INFO

Antenna gain

Considered antenna gain [dBi]:	0 / max found in range 5625 to 5950 MHz

READ SA SETTINGS:

RefLevel [dBm] | RefLevelOffset [dB] | InpAtt [dB]	14.22 | 12.82 | 20
Start [MHz] | Stop [MHz]	5625.000 | 5950.000
RBW [MHz] | VBW [MHz]	1.000000 | 3.000000
Detector | TraceMode	POS | MAXH
Sweep: time [ms] | count | points per Section | type	1 | 2500 | 1001 | SWE

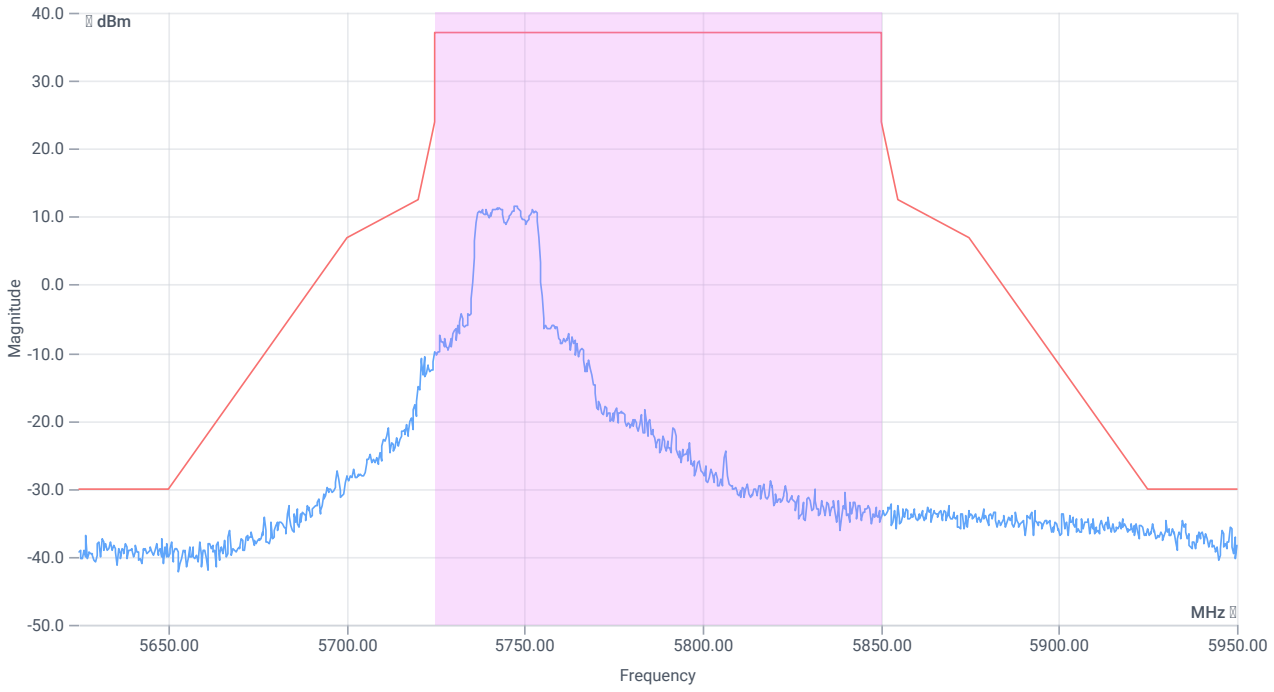

Emission Mask (e.i.r.p)

RESULT

DESCRIPTION	LOWER LIMIT	UPPER LIMIT	MEASURED	UNIT	VERDICT

Verdict
PASS

FCC 15.407, ISED RSS247 # Emission mask (eirp) ~ WLAN5Gx ac-VHT20 mode U-NII-3

References

TC start	12.06.2024 08:13:20
Ambit temp [°C] | humidity [rel%]	23.2 | 36
System version	5.0.5.0
Standard | Version	FCC 15.407, ISED RSS247 | NI
Method	NI
Description	FCC 15.407 Emission mask - WLAN5Gx ac-VHT20 mode U-NII-3
Information	

EUT Common Settings WLAN5Gx

Number of antenna ports	2
User Interaction	No
Device class U-NII-1 (FCC)	AP outdoor
Limit W52 japan	Standard
TPC supported	No
Vehicle use (ISED)	No

Equipment

Signal analyzer,Rohde&Schwarz,FSV-40,1307.9002K40/101042,3.70
Switch matrix,cetecom advanced GmbH,USM,B002,1.0.0

Test Parameter

Technology to test	WLAN5Gx ac-VHT20 mode
EUT port	EUT1
Temperature	nom
Voltage	nom
Frequency low to test	False | Freq [MHz] 5745
Frequency mid to test	True | Freq [MHz] 5785
Frequency high to test	False | Freq [MHz] 5825
Auto control enabled power supply | Climatic Box	No | No
Additional path loss [dB]	0
Full path type	EUT_SA_GEN_SIG
Full path name	EUT1.MP.SIG1/EUT1.SA/EUT1.GEN1/EUT1.GEN2/
Switch bits	00010001:00010001:00000000:00000001

Test at TX 5785 MHz

Number of antenna ports: 2

reduction of limit due to number of antenna ports [dB]: 3

RESULT: Reference power cond.

DESCRIPTION	LOWER LIMIT	UPPER LIMIT	MEASURED	UNIT	VERDICT
Ref. power 1MHz/1MHz cond.	---	---	11.61	dBm	INFO
Ref. frequency	---	---	5787.000	MHz	INFO

Antenna gain

Considered antenna gain [dBi]:	0 / max found in range 5625 to 5950 MHz

READ SA SETTINGS:

RefLevel [dBm] | RefLevelOffset [dB] | InpAtt [dB]	14.61 | 12.95 | 20
Start [MHz] | Stop [MHz]	5625.000 | 5950.000
RBW [MHz] | VBW [MHz]	1.000000 | 3.000000
Detector | TraceMode	POS | MAXH
Sweep: time [ms] | count | points per Section | type	1 | 2500 | 1001 | SWE

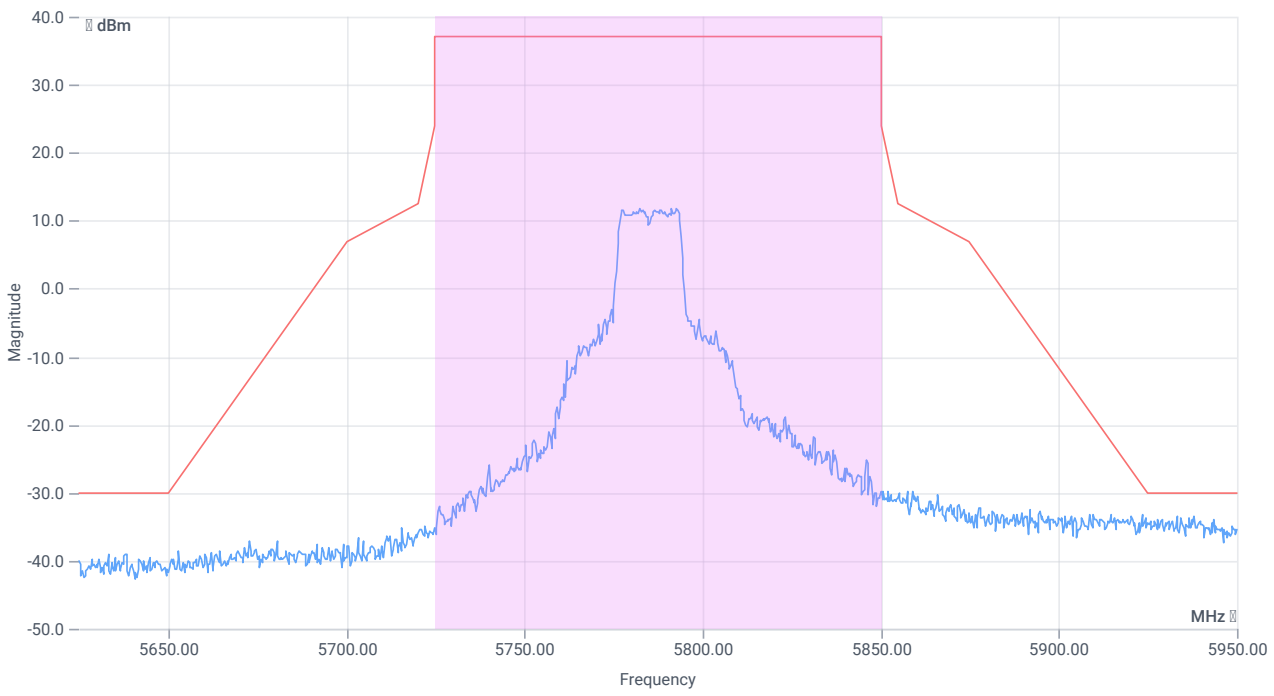

Emission Mask (e.i.r.p)

RESULT

DESCRIPTION	LOWER LIMIT	UPPER LIMIT	MEASURED	UNIT	VERDICT

Verdict
PASS

FCC 15.407, ISED RSS247 # Emission mask (eirp) ~ WLAN5Gx ac-VHT20 mode U-NII-3

References

TC start	12.06.2024 08:28:12
Ambit temp [°C] | humidity [rel%]	23.3 | 35
System version	5.0.5.0
Standard | Version	FCC 15.407, ISED RSS247 | NI
Method	NI
Description	FCC 15.407 Emission mask - WLAN5Gx ac-VHT20 mode U-NII-3
Information	

EUT Common Settings WLAN5Gx

Number of antenna ports	2
User Interaction	No
Device class U-NII-1 (FCC)	AP outdoor
Limit W52 japan	Standard
TPC supported	No
Vehicle use (ISED)	No

Equipment

Signal analyzer,Rohde&Schwarz,FSV-40,1307.9002K40/101042,3.70
Switch matrix,cetecom advanced GmbH,USM,B002,1.0.0

Test Parameter

Technology to test	WLAN5Gx ac-VHT20 mode
EUT port	EUT1
Temperature	nom
Voltage	nom
Frequency low to test	False | Freq [MHz] 5745
Frequency mid to test	False | Freq [MHz] 5785
Frequency high to test	True | Freq [MHz] 5825
Auto control enabled power supply | Climatic Box	No | No
Additional path loss [dB]	0
Full path type	EUT_SA_GEN_SIG
Full path name	EUT1.MP.SIG1/EUT1.SA/EUT1.GEN1/EUT1.GEN2/
Switch bits	00010001:00010001:00000000:00000001

Test at TX 5825 MHz

Number of antenna ports: 2

reduction of limit due to number of antenna ports [dB]: 3

RESULT: Reference power cond.

DESCRIPTION	LOWER LIMIT	UPPER LIMIT	MEASURED	UNIT	VERDICT
Ref. power 1MHz/1MHz cond.	---	---	11.58	dBm	INFO
Ref. frequency	---	---	5828.400	MHz	INFO

Antenna gain

Considered antenna gain [dBi]:	0 / max found in range 5625 to 5950 MHz

READ SA SETTINGS:

RefLevel [dBm] | RefLevelOffset [dB] | InpAtt [dB]	14.58 | 12.88 | 20
Start [MHz] | Stop [MHz]	5625.000 | 5950.000
RBW [MHz] | VBW [MHz]	1.000000 | 3.000000
Detector | TraceMode	POS | MAXH
Sweep: time [ms] | count | points per Section | type	1 | 2500 | 1001 | SWE

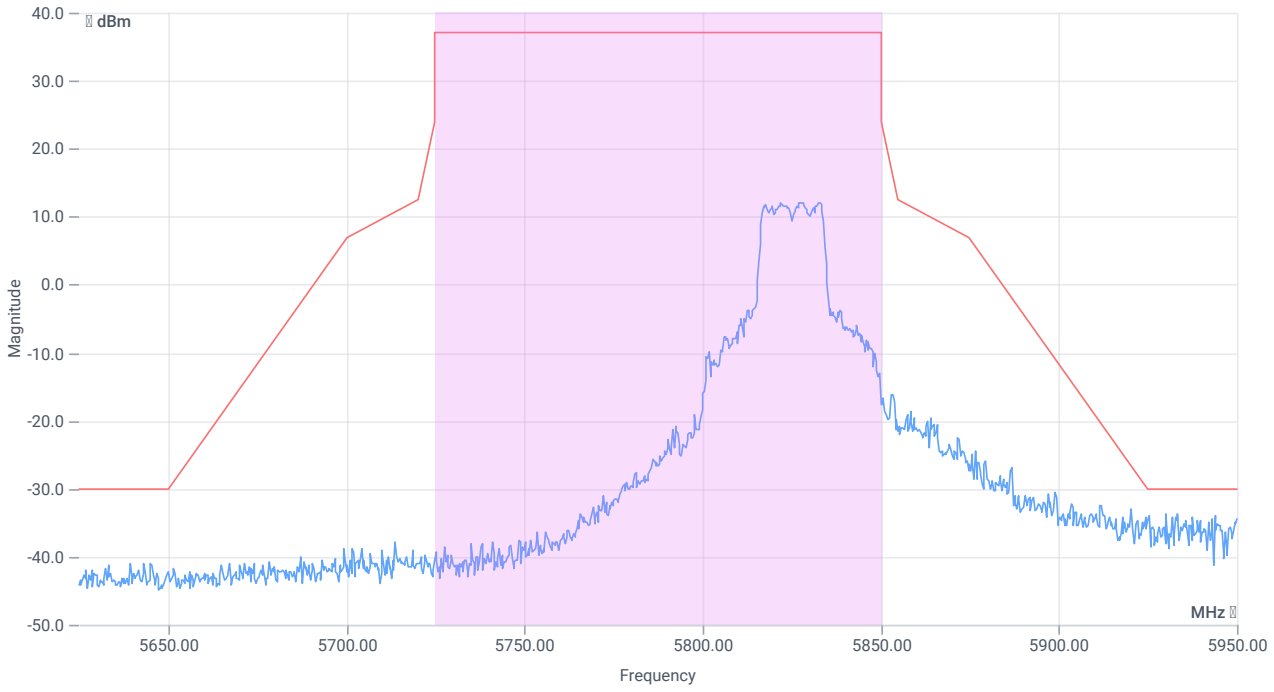

Emission Mask (e.i.r.p)

RESULT

DESCRIPTION	LOWER LIMIT	UPPER LIMIT	MEASURED	UNIT	VERDICT

Verdict
PASS

FCC 15.407, ISED RSS247 # Emission mask (eirp) ~ WLAN5Gx ac-VHT20 mode U-NII-3

References

TC start	12.06.2024 13:49:13
Ambit temp [°C] | humidity [rel%]	25.4 | 29
System version	5.0.5.0
Standard | Version	FCC 15.407, ISED RSS247 | NI
Method	NI
Description	FCC 15.407 Emission mask - WLAN5Gx ac-VHT20 mode U-NII-3
Information	

EUT Common Settings WLAN5Gx

Number of antenna ports	2
User Interaction	No
Device class U-NII-1 (FCC)	AP outdoor
Limit W52 japan	Standard
TPC supported	No
Vehicle use (ISED)	No

Equipment

Signal analyzer,Rohde&Schwarz,FSV-40,1307.9002K40/101042,3.70
Switch matrix,cetecom advanced GmbH,USM,B002,1.0.0

Test Parameter

Technology to test	WLAN5Gx ac-VHT20 mode
EUT port	EUT2
Temperature	nom
Voltage	nom
Frequency low to test	True | Freq [MHz] 5745
Frequency mid to test	False | Freq [MHz] 5785
Frequency high to test	False | Freq [MHz] 5825
Auto control enabled power supply | Climatic Box	No | No
Additional path loss [dB]	0
Full path type	EUT_SA_GEN_SIG
Full path name	EUT2.MP.SIG1/EUT2.SA/EUT2.GEN1/EUT2.GEN2/
Switch bits	00100010:00010001:00000000:00000001

Test at TX 5745 MHz

Number of antenna ports: 2

reduction of limit due to number of antenna ports [dB]: 3

RESULT: Reference power cond.

DESCRIPTION	LOWER LIMIT	UPPER LIMIT	MEASURED	UNIT	VERDICT
Ref. power 1MHz/1MHz cond.	---	---	10.21	dBm	INFO
Ref. frequency	---	---	5752.390	MHz	INFO

Antenna gain

Considered antenna gain [dBi]:	0 / max found in range 5625 to 5950 MHz

READ SA SETTINGS:

RefLevel [dBm] | RefLevelOffset [dB] | InpAtt [dB]	13.21 | 12.78 | 20
Start [MHz] | Stop [MHz]	5625.000 | 5950.000
RBW [MHz] | VBW [MHz]	1.000000 | 3.000000
Detector | TraceMode	POS | MAXH
Sweep: time [ms] | count | points per Section | type	1 | 2500 | 1001 | SWE

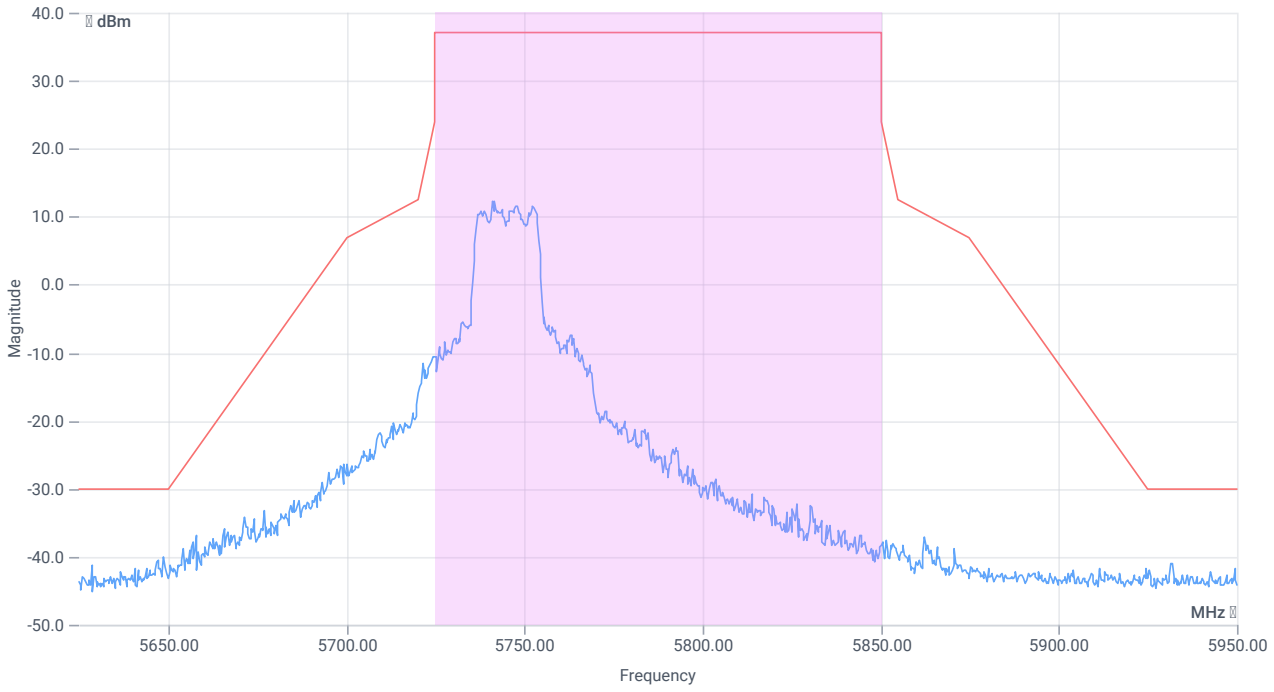

Emission Mask (e.i.r.p)

RESULT

DESCRIPTION	LOWER LIMIT	UPPER LIMIT	MEASURED	UNIT	VERDICT

Verdict
PASS

FCC 15.407, ISED RSS247 # Emission mask (eirp) ~ WLAN5Gx ac-VHT20 mode U-NII-3

References

TC start	12.06.2024 14:02:38
Ambit temp [°C] | humidity [rel%]	25.5 | 29
System version	5.0.5.0
Standard | Version	FCC 15.407, ISED RSS247 | NI
Method	NI
Description	FCC 15.407 Emission mask - WLAN5Gx ac-VHT20 mode U-NII-3
Information	

EUT Common Settings WLAN5Gx

Number of antenna ports	2
User Interaction	No
Device class U-NII-1 (FCC)	AP outdoor
Limit W52 japan	Standard
TPC supported	No
Vehicle use (ISED)	No

Equipment

Signal analyzer,Rohde&Schwarz,FSV-40,1307.9002K40/101042,3.70
Switch matrix,cetecom advanced GmbH,USM,B002,1.0.0

Test Parameter

Technology to test	WLAN5Gx ac-VHT20 mode
EUT port	EUT2
Temperature	nom
Voltage	nom
Frequency low to test	False | Freq [MHz] 5745
Frequency mid to test	True | Freq [MHz] 5785
Frequency high to test	False | Freq [MHz] 5825
Auto control enabled power supply | Climatic Box	No | No
Additional path loss [dB]	0
Full path type	EUT_SA_GEN_SIG
Full path name	EUT2.MP.SIG1/EUT2.SA/EUT2.GEN1/EUT2.GEN2/
Switch bits	00100010:00010001:00000000:00000001

Test at TX 5785 MHz

Number of antenna ports: 2

reduction of limit due to number of antenna ports [dB]: 3

RESULT: Reference power cond.

DESCRIPTION	LOWER LIMIT	UPPER LIMIT	MEASURED	UNIT	VERDICT
Ref. power 1MHz/1MHz cond.	---	---	9.48	dBm	INFO
Ref. frequency	---	---	5783.600	MHz	INFO

Antenna gain

Considered antenna gain [dBi]:	0 / max found in range 5625 to 5950 MHz

READ SA SETTINGS:

RefLevel [dBm] | RefLevelOffset [dB] | InpAtt [dB]	12.48 | 12.7 | 15
Start [MHz] | Stop [MHz]	5625.000 | 5950.000
RBW [MHz] | VBW [MHz]	1.000000 | 3.000000
Detector | TraceMode	POS | MAXH
Sweep: time [ms] | count | points per Section | type	1 | 2500 | 1001 | SWE

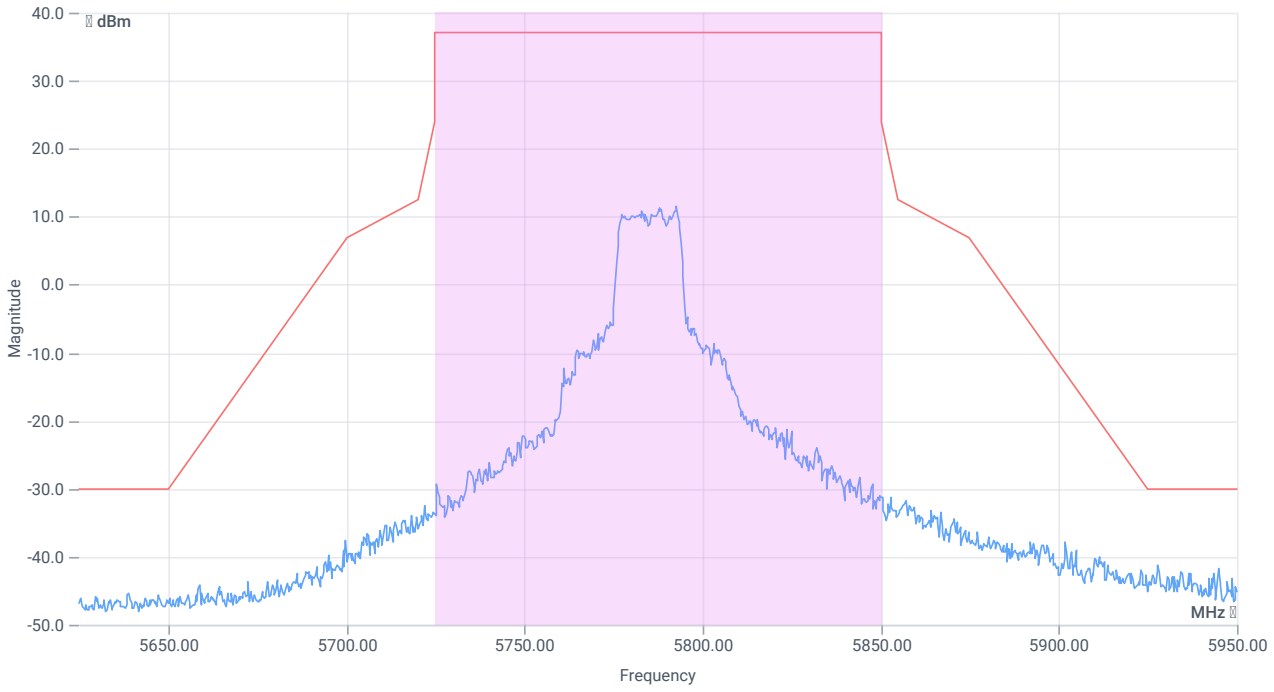

Emission Mask (e.i.r.p)

RESULT

DESCRIPTION	LOWER LIMIT	UPPER LIMIT	MEASURED	UNIT	VERDICT

Verdict
PASS

FCC 15.407, ISED RSS247 # Emission mask (eirp) ~ WLAN5Gx ac-VHT20 mode U-NII-3

References

TC start	12.06.2024 14:36:16
Ambit temp [°C] | humidity [rel%]	25.6 | 28
System version	5.0.5.0
Standard | Version	FCC 15.407, ISED RSS247 | NI
Method	NI
Description	FCC 15.407 Emission mask - WLAN5Gx ac-VHT20 mode U-NII-3
Information	

EUT Common Settings WLAN5Gx

Number of antenna ports	2
User Interaction	No
Device class U-NII-1 (FCC)	AP outdoor
Limit W52 japan	Standard
TPC supported	No
Vehicle use (ISED)	No

Equipment

Signal analyzer,Rohde&Schwarz,FSV-40,1307.9002K40/101042,3.70
Switch matrix,cetecom advanced GmbH,USM,B002,1.0.0

Test Parameter

Technology to test	WLAN5Gx ac-VHT20 mode
EUT port	EUT2
Temperature	nom
Voltage	nom
Frequency low to test	False | Freq [MHz] 5745
Frequency mid to test	False | Freq [MHz] 5785
Frequency high to test	True | Freq [MHz] 5825
Auto control enabled power supply | Climatic Box	No | No
Additional path loss [dB]	0
Full path type	EUT_SA_GEN_SIG
Full path name	EUT2.MP.SIG1/EUT2.SA/EUT2.GEN1/EUT2.GEN2/
Switch bits	00100010:00010001:00000000:00000001

Test at TX 5825 MHz

Number of antenna ports: 2

reduction of limit due to number of antenna ports [dB]: 3

RESULT: Reference power cond.

DESCRIPTION	LOWER LIMIT	UPPER LIMIT	MEASURED	UNIT	VERDICT
Ref. power 1MHz/1MHz cond.	---	---	10.32	dBm	INFO
Ref. frequency	---	---	5832.390	MHz	INFO

Antenna gain

Considered antenna gain [dBi]:	0 / max found in range 5625 to 5950 MHz

READ SA SETTINGS:

RefLevel [dBm] | RefLevelOffset [dB] | InpAtt [dB]	13.32 | 12.73 | 20
Start [MHz] | Stop [MHz]	5625.000 | 5950.000
RBW [MHz] | VBW [MHz]	1.000000 | 3.000000
Detector | TraceMode	POS | MAXH
Sweep: time [ms] | count | points per Section | type	1 | 2500 | 1001 | SWE

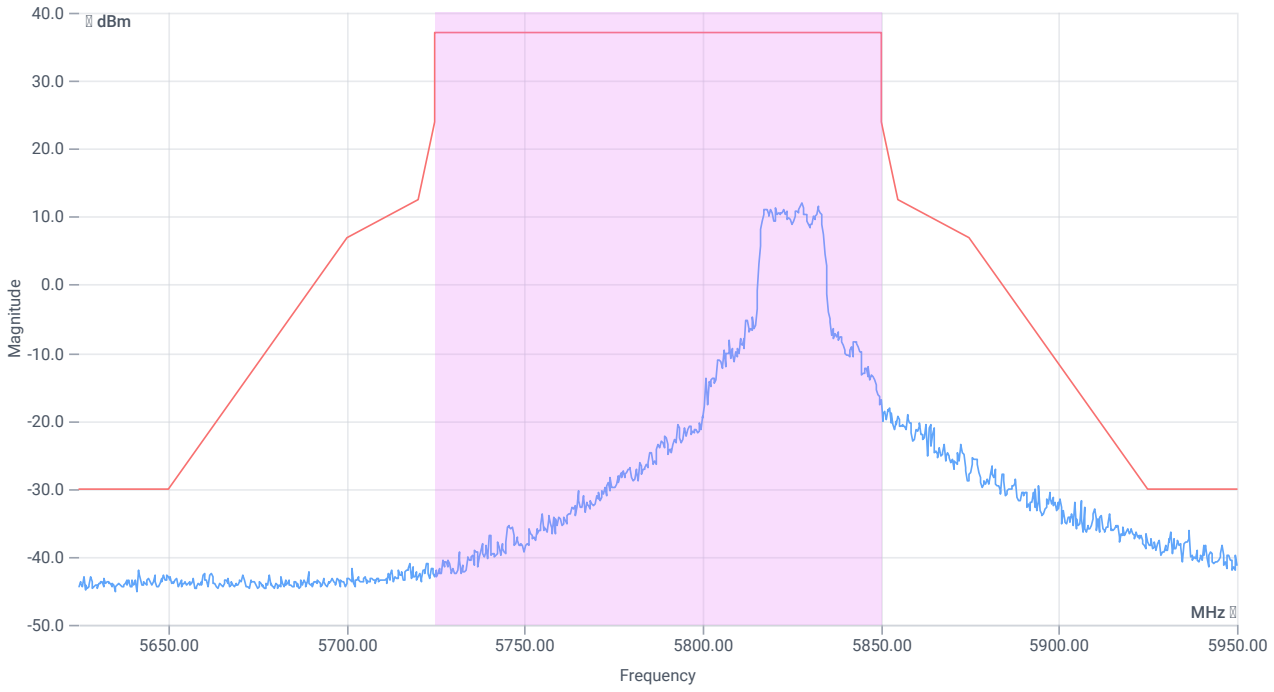

Emission Mask (e.i.r.p)

RESULT

DESCRIPTION	LOWER LIMIT	UPPER LIMIT	MEASURED	UNIT	VERDICT

Verdict
PASS

FCC 15.407, ISED RSS247 # Emission mask (eirp) ~ WLAN5Gx ac-VHT40 mode U-NII-3

References

TC start	12.06.2024 08:45:15
Ambit temp [°C] | humidity [rel%]	23.4 | 35
System version	5.0.5.0
Standard | Version	FCC 15.407, ISED RSS247 | NI
Method	NI
Description	FCC 15.407 Emission mask - WLAN5Gx ac-VHT40 mode U-NII-3
Information	

EUT Common Settings WLAN5Gx

Number of antenna ports	2
User Interaction	No
Device class U-NII-1 (FCC)	AP outdoor
Limit W52 japan	Standard
TPC supported	No
Vehicle use (ISED)	No

Equipment

Signal analyzer,Rohde&Schwarz,FSV-40,1307.9002K40/101042,3.70
Switch matrix,cetecom advanced GmbH,USM,B002,1.0.0

Test Parameter

Technology to test	WLAN5Gx ac-VHT40 mode
EUT port	EUT1
Temperature	nom
Voltage	nom
Frequency low to test	True | Freq [MHz] 5755
Frequency mid to test	False | Freq [MHz] 0
Frequency high to test	False | Freq [MHz] 5795
Auto control enabled power supply | Climatic Box	No | No
Additional path loss [dB]	0
Full path type	EUT_SA_GEN_SIG
Full path name	EUT1.MP.SIG1/EUT1.SA/EUT1.GEN1/EUT1.GEN2/
Switch bits	00010001:00010001:00000000:00000001

Test at TX 5755 MHz

Number of antenna ports: 2

reduction of limit due to number of antenna ports [dB]: 3

RESULT: Reference power cond.

DESCRIPTION	LOWER LIMIT	UPPER LIMIT	MEASURED	UNIT	VERDICT
Ref. power 1MHz/1MHz cond.	---	---	7.81	dBm	INFO
Ref. frequency	---	---	5771.380	MHz	INFO

Antenna gain

Considered antenna gain [dBi]:	0 / max found in range 5625 to 5950 MHz

READ SA SETTINGS:

RefLevel [dBm] | RefLevelOffset [dB] | InpAtt [dB]	10.81 | 12.86 | 15
Start [MHz] | Stop [MHz]	5625.000 | 5950.000
RBW [MHz] | VBW [MHz]	1.000000 | 3.000000
Detector | TraceMode	POS | MAXH
Sweep: time [ms] | count | points per Section | type	1 | 2500 | 1001 | SWE

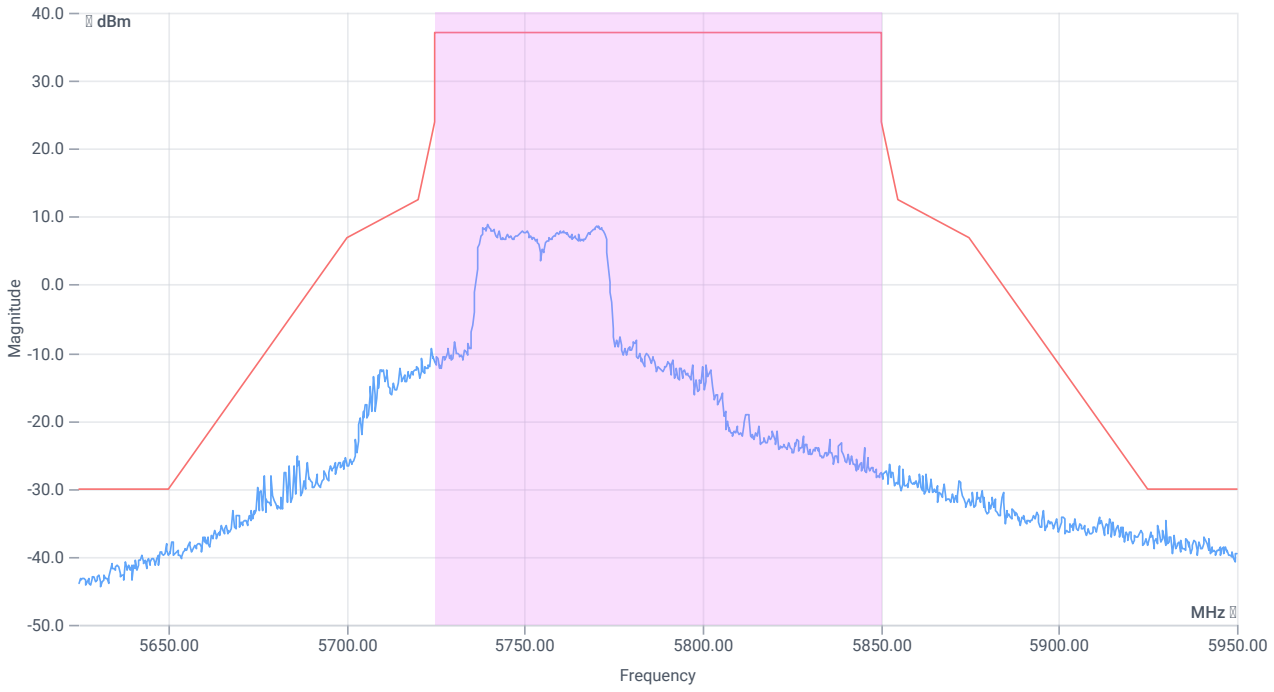

Emission Mask (e.i.r.p)

RESULT

DESCRIPTION	LOWER LIMIT	UPPER LIMIT	MEASURED	UNIT	VERDICT

Verdict
PASS

FCC 15.407, ISED RSS247 # Emission mask (eirp) ~ WLAN5Gx ac-VHT40 mode U-NII-3

References

TC start	12.06.2024 09:06:58
Ambit temp [°C] | humidity [rel%]	23.6 | 35
System version	5.0.5.0
Standard | Version	FCC 15.407, ISED RSS247 | NI
Method	NI
Description	FCC 15.407 Emission mask - WLAN5Gx ac-VHT40 mode U-NII-3
Information	

EUT Common Settings WLAN5Gx

Number of antenna ports	2
User Interaction	No
Device class U-NII-1 (FCC)	AP outdoor
Limit W52 japan	Standard
TPC supported	No
Vehicle use (ISED)	No

Equipment

Signal analyzer,Rohde&Schwarz,FSV-40,1307.9002K40/101042,3.70
Switch matrix,cetecom advanced GmbH,USM,B002,1.0.0

Test Parameter

Technology to test	WLAN5Gx ac-VHT40 mode
EUT port	EUT1
Temperature	nom
Voltage	nom
Frequency low to test	False | Freq [MHz] 5755
Frequency mid to test	False | Freq [MHz] 0
Frequency high to test	True | Freq [MHz] 5795
Auto control enabled power supply | Climatic Box	No | No
Additional path loss [dB]	0
Full path type	EUT_SA_GEN_SIG
Full path name	EUT1.MP.SIG1/EUT1.SA/EUT1.GEN1/EUT1.GEN2/
Switch bits	00010001:00010001:00000000:00000001

Test at TX 5795 MHz

Number of antenna ports: 2

reduction of limit due to number of antenna ports [dB]: 3

RESULT: Reference power cond.

DESCRIPTION	LOWER LIMIT	UPPER LIMIT	MEASURED	UNIT	VERDICT
Ref. power 1MHz/1MHz cond.	---	---	9.02	dBm	INFO
Ref. frequency	---	---	5809.790	MHz	INFO

Antenna gain

Considered antenna gain [dBi]:	0 / max found in range 5625 to 5950 MHz

READ SA SETTINGS:

RefLevel [dBm] | RefLevelOffset [dB] | InpAtt [dB]	12.02 | 12.97 | 15
Start [MHz] | Stop [MHz]	5625.000 | 5950.000
RBW [MHz] | VBW [MHz]	1.000000 | 3.000000
Detector | TraceMode	POS | MAXH
Sweep: time [ms] | count | points per Section | type	1 | 2500 | 1001 | SWE

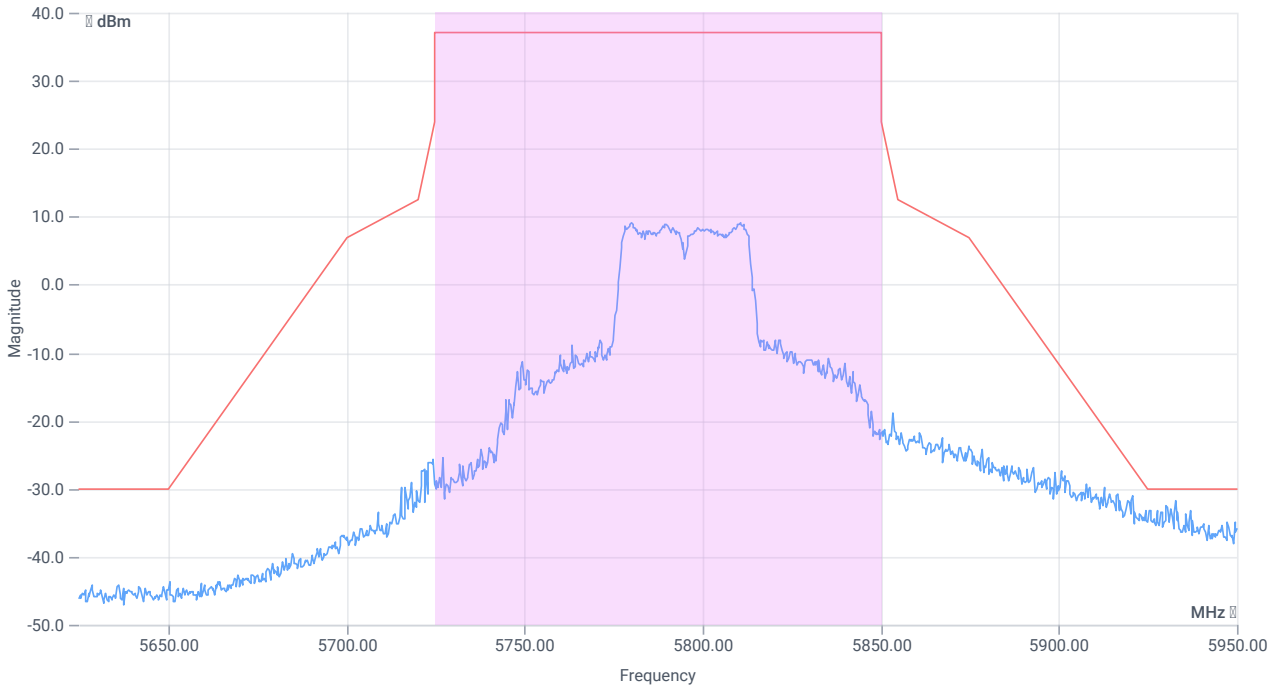

Emission Mask (e.i.r.p)

RESULT

DESCRIPTION	LOWER LIMIT	UPPER LIMIT	MEASURED	UNIT	VERDICT

Verdict
PASS

FCC 15.407, ISED RSS247 # Emission mask (eirp) ~ WLAN5Gx ac-VHT40 mode U-NII-3

References

TC start	12.06.2024 12:26:09
Ambit temp [°C] | humidity [rel%]	24.9 | 30
System version	5.0.5.0
Standard | Version	FCC 15.407, ISED RSS247 | NI
Method	NI
Description	FCC 15.407 Emission mask - WLAN5Gx ac-VHT40 mode U-NII-3
Information	

EUT Common Settings WLAN5Gx

Number of antenna ports	2
User Interaction	No
Device class U-NII-1 (FCC)	AP outdoor
Limit W52 japan	Standard
TPC supported	No
Vehicle use (ISED)	No

Equipment

Signal analyzer,Rohde&Schwarz,FSV-40,1307.9002K40/101042,3.70
Switch matrix,cetecom advanced GmbH,USM,B002,1.0.0

Test Parameter

Technology to test	WLAN5Gx ac-VHT40 mode
EUT port	EUT2
Temperature	nom
Voltage	nom
Frequency low to test	True | Freq [MHz] 5755
Frequency mid to test	False | Freq [MHz] 0
Frequency high to test	False | Freq [MHz] 5795
Auto control enabled power supply | Climatic Box	No | No
Additional path loss [dB]	0
Full path type	EUT_SA_GEN_SIG
Full path name	EUT2.MP.SIG1/EUT2.SA/EUT2.GEN1/EUT2.GEN2/
Switch bits	00100010:00010001:00000000:00000001

Test at TX 5755 MHz

Number of antenna ports: 2

reduction of limit due to number of antenna ports [dB]: 3

RESULT: Reference power cond.

DESCRIPTION	LOWER LIMIT	UPPER LIMIT	MEASURED	UNIT	VERDICT
Ref. power 1MHz/1MHz cond.	---	---	8.08	dBm	INFO
Ref. frequency	---	---	5765.190	MHz	INFO

Antenna gain

Considered antenna gain [dBi]:	0 / max found in range 5625 to 5950 MHz

READ SA SETTINGS:

RefLevel [dBm] | RefLevelOffset [dB] | InpAtt [dB]	11.08 | 12.76 | 15
Start [MHz] | Stop [MHz]	5625.000 | 5950.000
RBW [MHz] | VBW [MHz]	1.000000 | 3.000000
Detector | TraceMode	POS | MAXH
Sweep: time [ms] | count | points per Section | type	1 | 2500 | 1001 | SWE

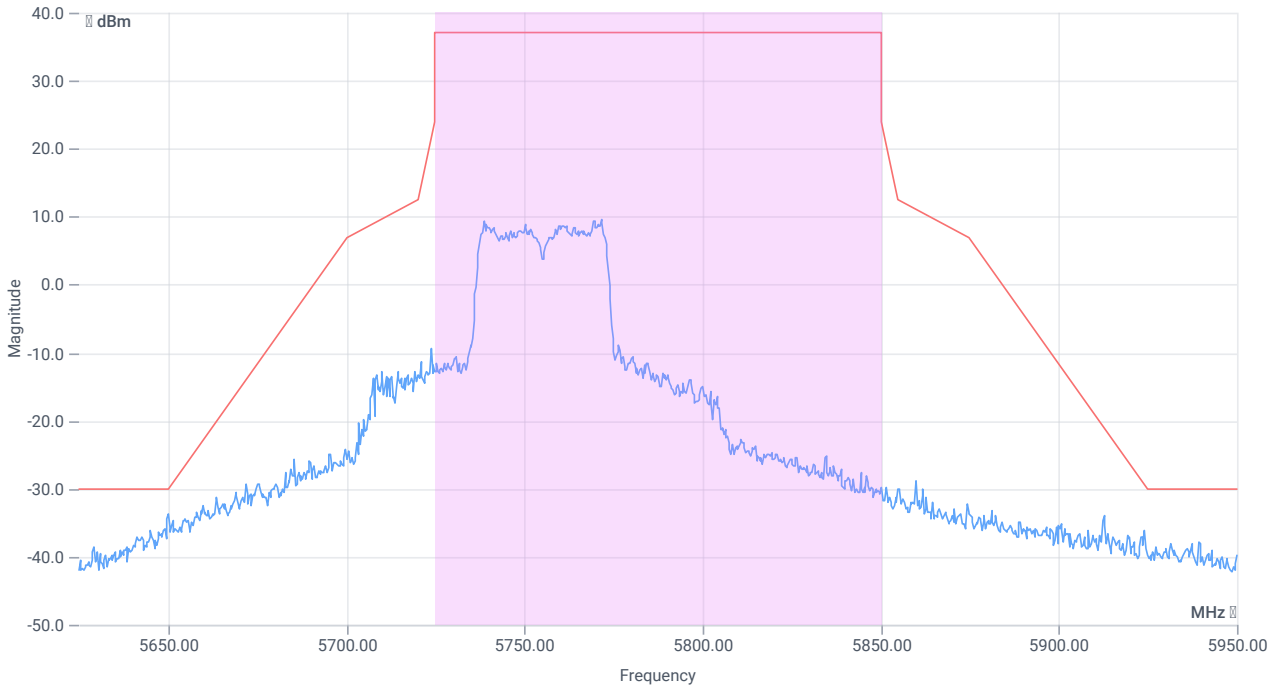

Emission Mask (e.i.r.p)

RESULT

DESCRIPTION	LOWER LIMIT	UPPER LIMIT	MEASURED	UNIT	VERDICT

Verdict
PASS

FCC 15.407, ISED RSS247 # Emission mask (eirp) ~ WLAN5Gx ac-VHT40 mode U-NII-3

References

TC start	12.06.2024 12:57:19
Ambit temp [°C] | humidity [rel%]	25.1 | 29
System version	5.0.5.0
Standard | Version	FCC 15.407, ISED RSS247 | NI
Method	NI
Description	FCC 15.407 Emission mask - WLAN5Gx ac-VHT40 mode U-NII-3
Information	

EUT Common Settings WLAN5Gx

Number of antenna ports	2
User Interaction	No
Device class U-NII-1 (FCC)	AP outdoor
Limit W52 japan	Standard
TPC supported	No
Vehicle use (ISED)	No

Equipment

Signal analyzer,Rohde&Schwarz,FSV-40,1307.9002K40/101042,3.70
Switch matrix,cetecom advanced GmbH,USM,B002,1.0.0

Test Parameter

Technology to test	WLAN5Gx ac-VHT40 mode
EUT port	EUT2
Temperature	nom
Voltage	nom
Frequency low to test	False | Freq [MHz] 5755
Frequency mid to test	False | Freq [MHz] 0
Frequency high to test	True | Freq [MHz] 5795
Auto control enabled power supply | Climatic Box	No | No
Additional path loss [dB]	0
Full path type	EUT_SA_GEN_SIG
Full path name	EUT2.MP.SIG1/EUT2.SA/EUT2.GEN1/EUT2.GEN2/
Switch bits	00100010:00010001:00000000:00000001

Test at TX 5795 MHz

Number of antenna ports: 2

reduction of limit due to number of antenna ports [dB]: 3

RESULT: Reference power cond.

DESCRIPTION	LOWER LIMIT	UPPER LIMIT	MEASURED	UNIT	VERDICT
Ref. power 1MHz/1MHz cond.	---	---	7.85	dBm	INFO
Ref. frequency	---	---	5809.390	MHz	INFO

Antenna gain

Considered antenna gain [dBi]:	0 / max found in range 5625 to 5950 MHz

READ SA SETTINGS:

RefLevel [dBm] | RefLevelOffset [dB] | InpAtt [dB]	10.85 | 12.67 | 15
Start [MHz] | Stop [MHz]	5625.000 | 5950.000
RBW [MHz] | VBW [MHz]	1.000000 | 3.000000
Detector | TraceMode	POS | MAXH
Sweep: time [ms] | count | points per Section | type	1 | 2500 | 1001 | SWE

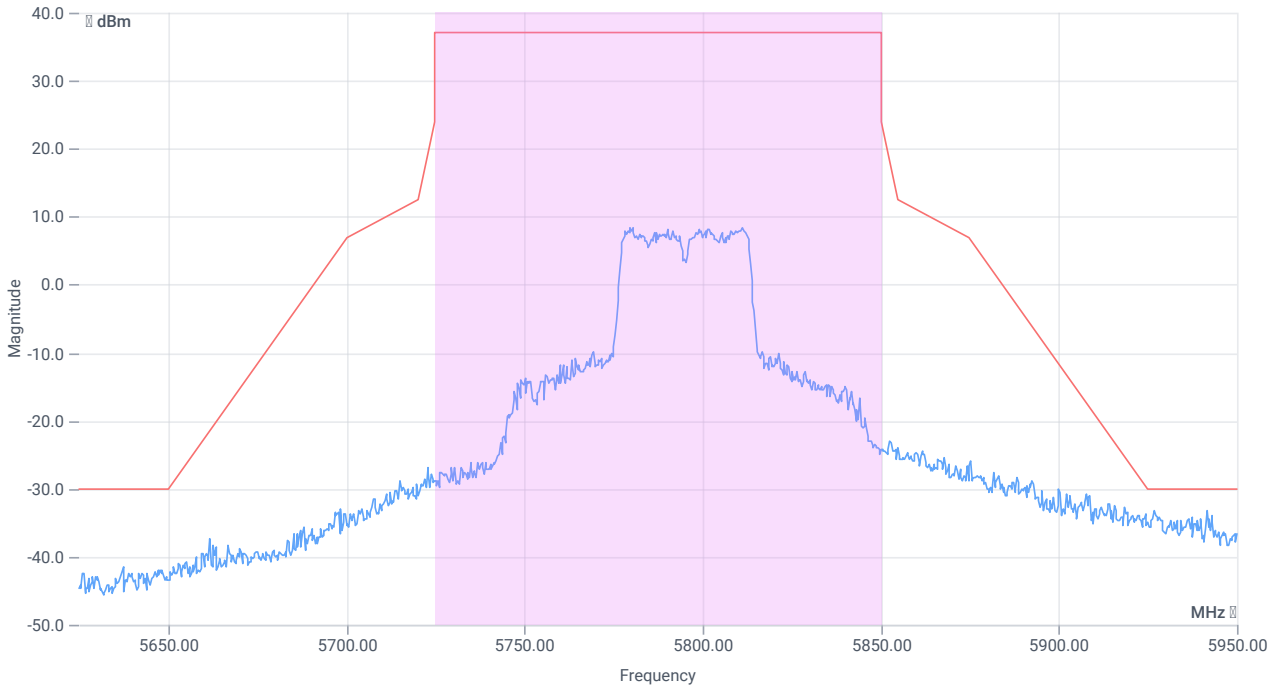

Emission Mask (e.i.r.p)

RESULT

DESCRIPTION	LOWER LIMIT	UPPER LIMIT	MEASURED	UNIT	VERDICT

Verdict
PASS

FCC 15.407, ISED RSS247 # Emission mask (eirp) ~ WLAN5Gx ac-VHT80 mode U-NII-3

References

TC start	25.06.2024 12:39:11
Ambit temp [°C] | humidity [rel%]	24.8 | 52
System version	5.0.7.0
Standard | Version	FCC 15.407, ISED RSS247 | NI
Method	NI
Description	FCC 15.407 Emission mask - WLAN5Gx ac-VHT80 mode U-NII-3
Information	

EUT Common Settings WLAN5Gx

Number of antenna ports	2
User Interaction	No
Device class U-NII-1 (FCC)	AP outdoor
Limit W52 japan	Standard
TPC supported	No
Vehicle use (ISED)	No

Equipment

Signal analyzer,Rohde&Schwarz,FSV-40,1307.9002K40/101042,3.70
Switch matrix,cetecom advanced GmbH,USM,B002,1.0.0

Test Parameter

Technology to test	WLAN5Gx ac-VHT80 mode
EUT port	EUT1
Temperature	nom
Voltage	nom
Frequency low to test	False | Freq [MHz] 0
Frequency mid to test	True | Freq [MHz] 5775
Frequency high to test	False | Freq [MHz] 0
Auto control enabled power supply | Climatic Box	No | No
Additional path loss [dB]	0
Full path type	EUT_SA_GEN_SIG
Full path name	EUT1.MP.SIG1/EUT1.SA/EUT1.GEN1/EUT1.GEN2/
Switch bits	00010001:00010001:00000000:00000001

Test at TX 5775 MHz

Number of antenna ports: 2

reduction of limit due to number of antenna ports [dB]: 3

RESULT: Reference power cond.

DESCRIPTION	LOWER LIMIT	UPPER LIMIT	MEASURED	UNIT	VERDICT
Ref. power 1MHz/1MHz cond.	---	---	0.01	dBm	INFO
Ref. frequency	---	---	5796.180	MHz	INFO

Antenna gain

Considered antenna gain [dBi]:	4.5 / max found in range 5625 to 5950 MHz

READ SA SETTINGS:

RefLevel [dBm] | RefLevelOffset [dB] | InpAtt [dB]	3.01 | 12.92 | 10
Start [MHz] | Stop [MHz]	5625.000 | 5950.000
RBW [MHz] | VBW [MHz]	1.000000 | 3.000000
Detector | TraceMode	POS | MAXH
Sweep: time [ms] | count | points per Section | type	1 | 2500 | 1001 | SWE

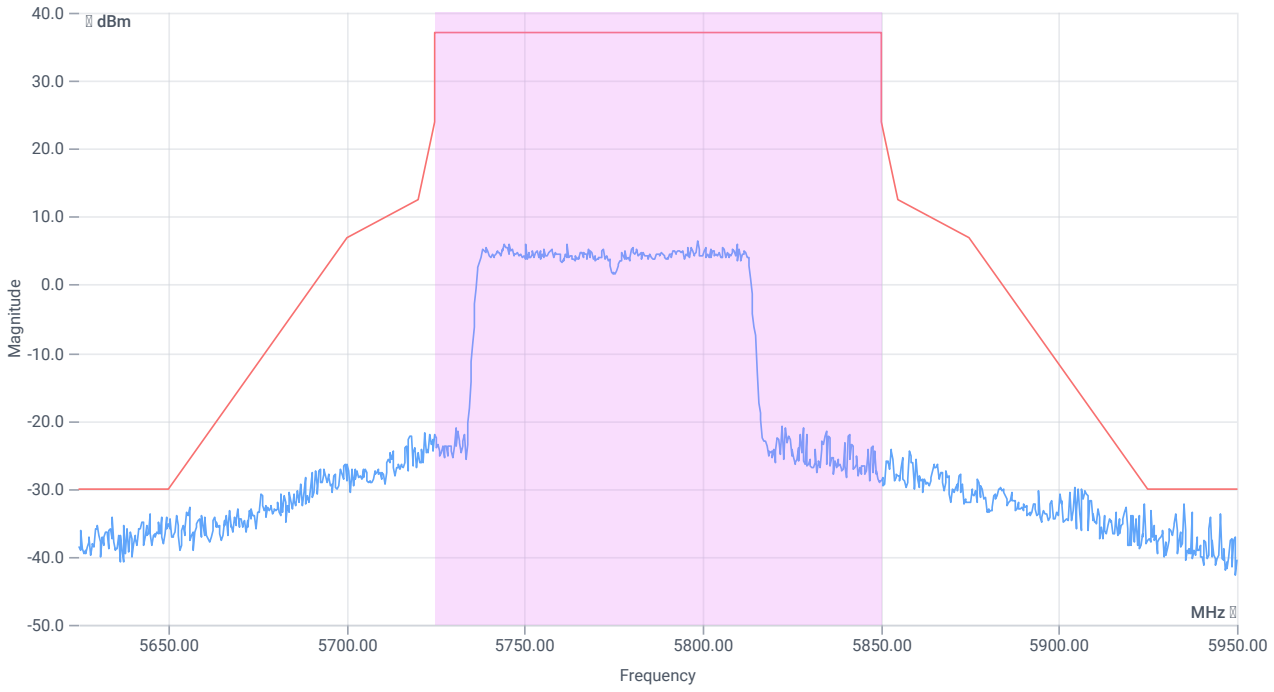

Emission Mask (e.i.r.p)

RESULT

DESCRIPTION	LOWER LIMIT	UPPER LIMIT	MEASURED	UNIT	VERDICT

Verdict
PASS

FCC 15.407, ISED RSS247 # Emission mask (eirp) ~ WLAN5Gx ac-VHT80 mode U-NII-3

References

TC start	25.06.2024 12:43:59
Ambit temp [°C] | humidity [rel%]	24.9 | 52
System version	5.0.7.0
Standard | Version	FCC 15.407, ISED RSS247 | NI
Method	NI
Description	FCC 15.407 Emission mask - WLAN5Gx ac-VHT80 mode U-NII-3
Information	

EUT Common Settings WLAN5Gx

Number of antenna ports	2
User Interaction	No
Device class U-NII-1 (FCC)	AP outdoor
Limit W52 japan	Standard
TPC supported	No
Vehicle use (ISED)	No

Equipment

Signal analyzer,Rohde&Schwarz,FSV-40,1307.9002K40/101042,3.70
Switch matrix,cetecom advanced GmbH,USM,B002,1.0.0

Test Parameter

Technology to test	WLAN5Gx ac-VHT80 mode
EUT port	EUT2
Temperature	nom
Voltage	nom
Frequency low to test	False | Freq [MHz] 0
Frequency mid to test	True | Freq [MHz] 5775
Frequency high to test	False | Freq [MHz] 0
Auto control enabled power supply | Climatic Box	No | No
Additional path loss [dB]	0
Full path type	EUT_SA_GEN_SIG
Full path name	EUT2.MP.SIG1/EUT2.SA/EUT2.GEN1/EUT2.GEN2/
Switch bits	00100010:00010001:00000000:00000001

Test at TX 5775 MHz

Number of antenna ports: 2

reduction of limit due to number of antenna ports [dB]: 3

RESULT: Reference power cond.

DESCRIPTION	LOWER LIMIT	UPPER LIMIT	MEASURED	UNIT	VERDICT
Ref. power 1MHz/1MHz cond.	---	---	0.72	dBm	INFO
Ref. frequency	---	---	5804.770	MHz	INFO

Antenna gain

Considered antenna gain [dBi]:	4.5 / max found in range 5625 to 5950 MHz

READ SA SETTINGS:

RefLevel [dBm] | RefLevelOffset [dB] | InpAtt [dB]	3.72 | 12.72 | 10
Start [MHz] | Stop [MHz]	5625.000 | 5950.000
RBW [MHz] | VBW [MHz]	1.000000 | 3.000000
Detector | TraceMode	POS | MAXH
Sweep: time [ms] | count | points per Section | type	1 | 2500 | 1001 | SWE

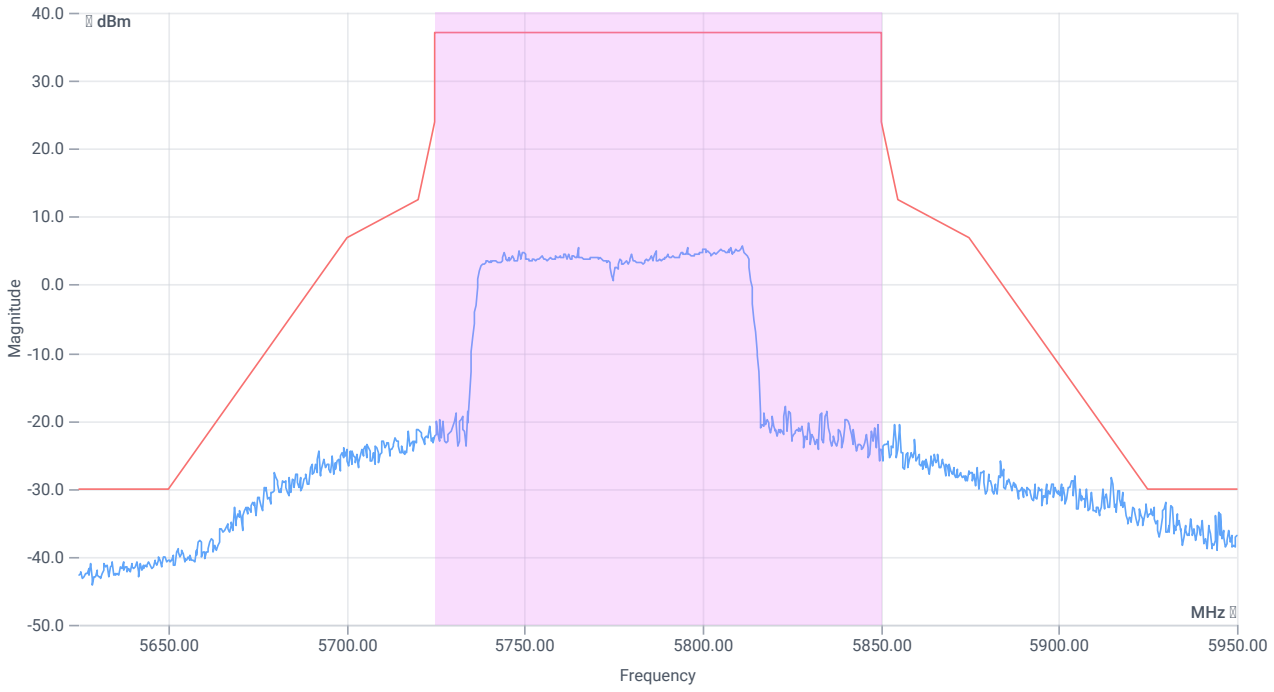

Emission Mask (e.i.r.p)

RESULT

DESCRIPTION	LOWER LIMIT	UPPER LIMIT	MEASURED	UNIT	VERDICT

Verdict
PASS

FCC 15.407 # Max output power and psd ~ WLAN5Gx a mode U-NII-3

References

TC start	11.06.2024 13:48:01
Ambit temp [°C] | humidity [rel%]	24.9 | 32
System version	5.0.5.0
Standard | Version	FCC 15.407 | NI
Method	KDB789033 D02, F., E.2.e.
Description	FCC 15.407 Max Output Power & PSD - WLAN5Gx a mode U-NII-3
Information	

EUT Common Settings WLAN5Gx

Number of antenna ports	2
User Interaction	No
Device class U-NII-1 (FCC)	AP outdoor
Limit W52 japan	Standard
TPC supported	No
Vehicle use (ISED)	No

Equipment

Signal analyzer,Rohde&Schwarz,FSV-40,1307.9002K40/101042,3.70
Switch matrix,cetecom advanced GmbH,USM,B002,1.0.0

Test Parameter

Technology to test	WLAN5Gx a mode
EUT port	EUT1
Temperature	nom
Voltage	nom
Frequency low to test	True | Freq [MHz] 5745
Frequency mid to test	False | Freq [MHz] 5785
Frequency high to test	False | Freq [MHz] 5825
Auto control enabled power supply | Climatic Box	No | No
Additional path loss [dB]	0
Full path type	EUT_SA_GEN_SIG
Full path name	EUT1.MP.SIG1/EUT1.SA/EUT1.GEN1/EUT1.GEN2/
Switch bits	00010001:00010001:00000000:00000001

Test at TX 5745 MHz

RESULT: Reference power cond.

DESCRIPTION	LOWER LIMIT	UPPER LIMIT	MEASURED	UNIT	VERDICT
Ref. power 1MHz/1MHz cond.	---	---	10.74	dBm	INFO
Ref. frequency	---	---	5741.800	MHz	INFO

Evaluation max. duty cycle

DUTY CYCLE EVALUATION

DESCRIPTION	LOWER LIMIT	UPPER LIMIT	MEASURED	UNIT	VERDICT
No enough bursts detected, duty cycle burst ratio set to 1					
Duty cycle (burst ratio) max	---	---	1	---	INFO
Duty cycle max	---	---	0	dB	INFO
Duty cycle (burst ratio) min	---	---	1	---	INFO
Duty cycle min	---	---	0	dB	INFO

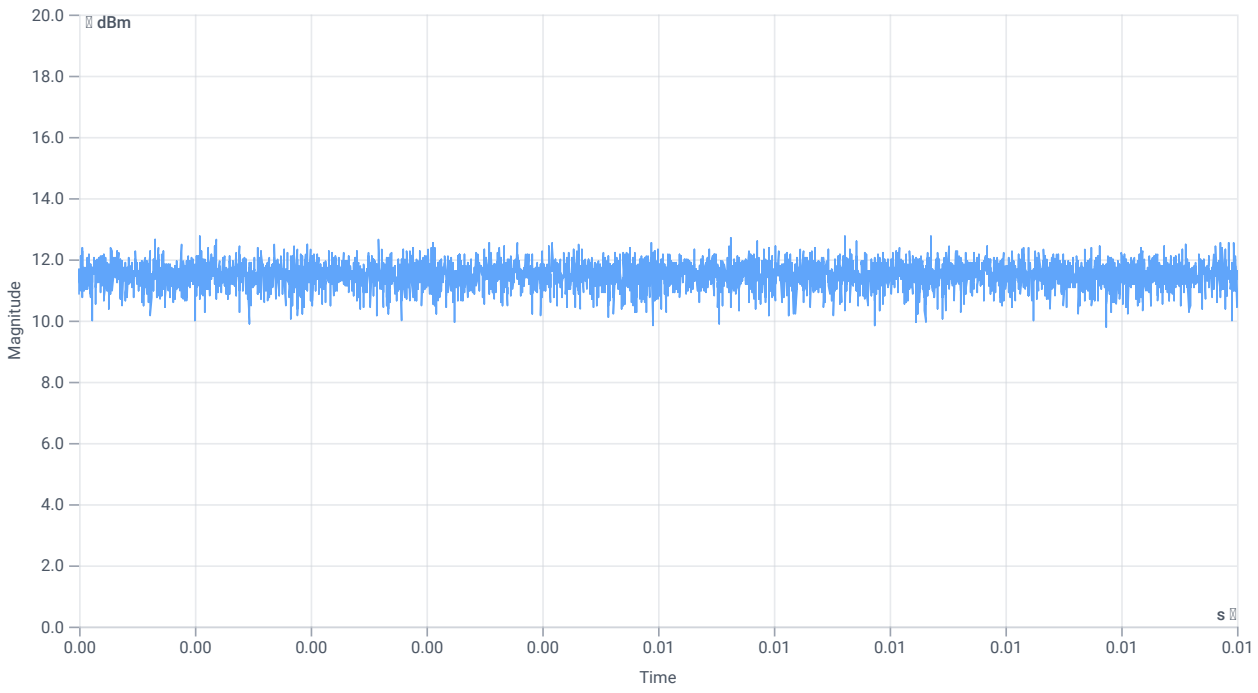

Duty cycle

Evaluation bandwidth

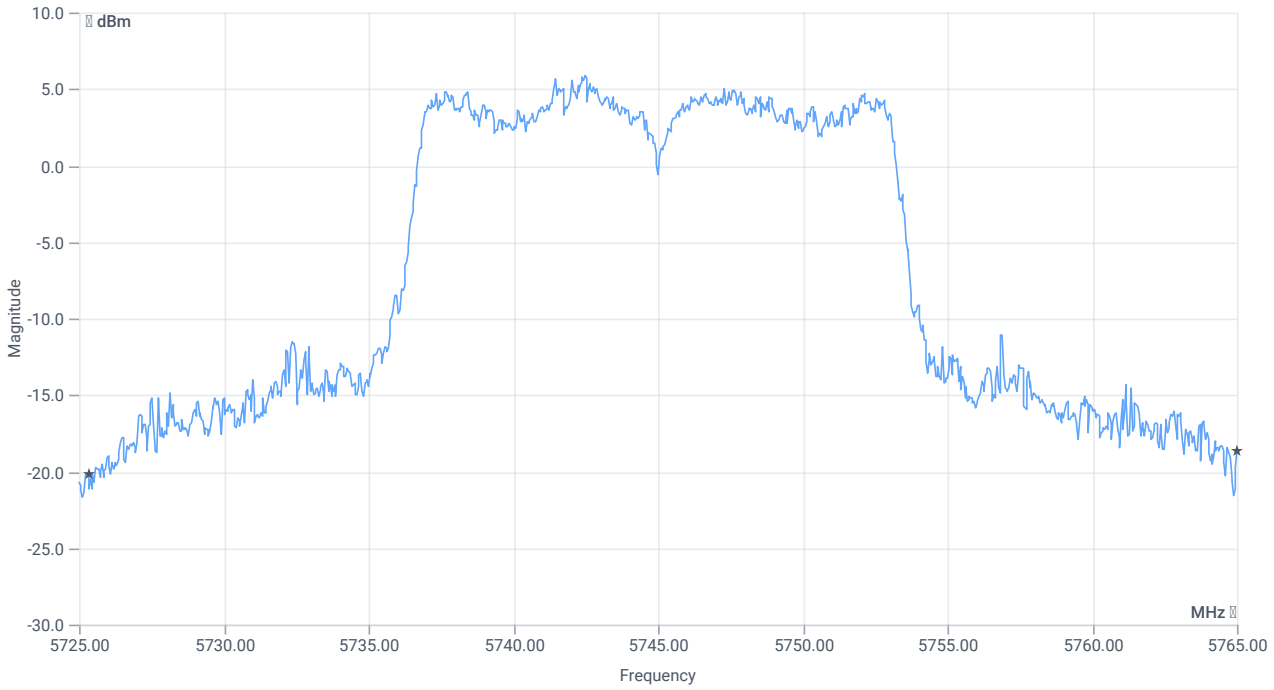

BW 26dB

RESULT

DESCRIPTION	LOWER LIMIT	UPPER LIMIT	MEASURED	UNIT	VERDICT
Bandwidth 26dB	---	---	39.68	MHz	INFO
T1 26dB	---	---	5725.3200	MHz	INFO
T2 26dB	---	---	5765.0000	MHz	INFO

Maximum Output Power

READ SA SETTINGS:

RefLevel [dBm] | RefLevelOffset [dB] | InpAtt [dB]	22.74 | 12.82 | 25
Start [MHz] | Stop [MHz]	5725.000 | 5765.000
RBW [MHz] | VBW [MHz]	1.000000 | 3.000000
Detector | TraceMode	RMS | MAXH
Sweep: time [ms] | count | points per Section | type	5370 | 1 | 161 | SWE

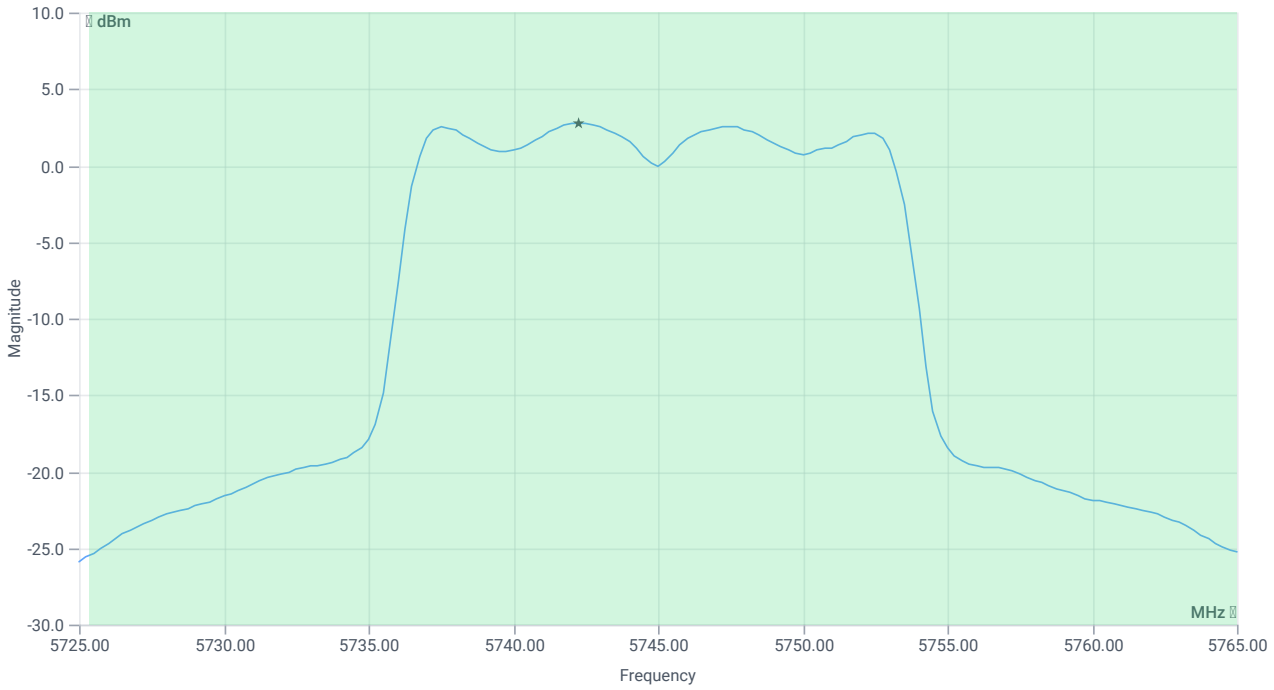

Max OP and PSD

RESULT

CONDUCTED LIMITS FOR MAX ANTENNA GAIN OF 6 D BI					
Description	Lower Limit	Upper Limit	Measured	Unit	Verdict
Max output power cond	---	---	13.79	dBm	INFO
Duty cycle correction	---	---	0	dB	INFO
LIMIT absolute:					
Max output power DC corrected cond	---	30	13.79	dBm	PASS
LIMIT: 11 dBm + 10 log 39.68					
Max output power DC corrected cond	---	26.99	13.79	dBm	na

Power Spectral Density U-NII-3

READ SA SETTINGS:

RefLevel [dBm] | RefLevelOffset [dB] | InpAtt [dB]	22.74 | 12.82 | 25
Start [MHz] | Stop [MHz]	5725.000 | 5765.000
RBW [MHz] | VBW [MHz]	0.500000 | 3.000000
Detector | TraceMode	RMS | MAXH
Sweep: time [ms] | count | points per Section | type	5370 | 1 | 161 | SWE

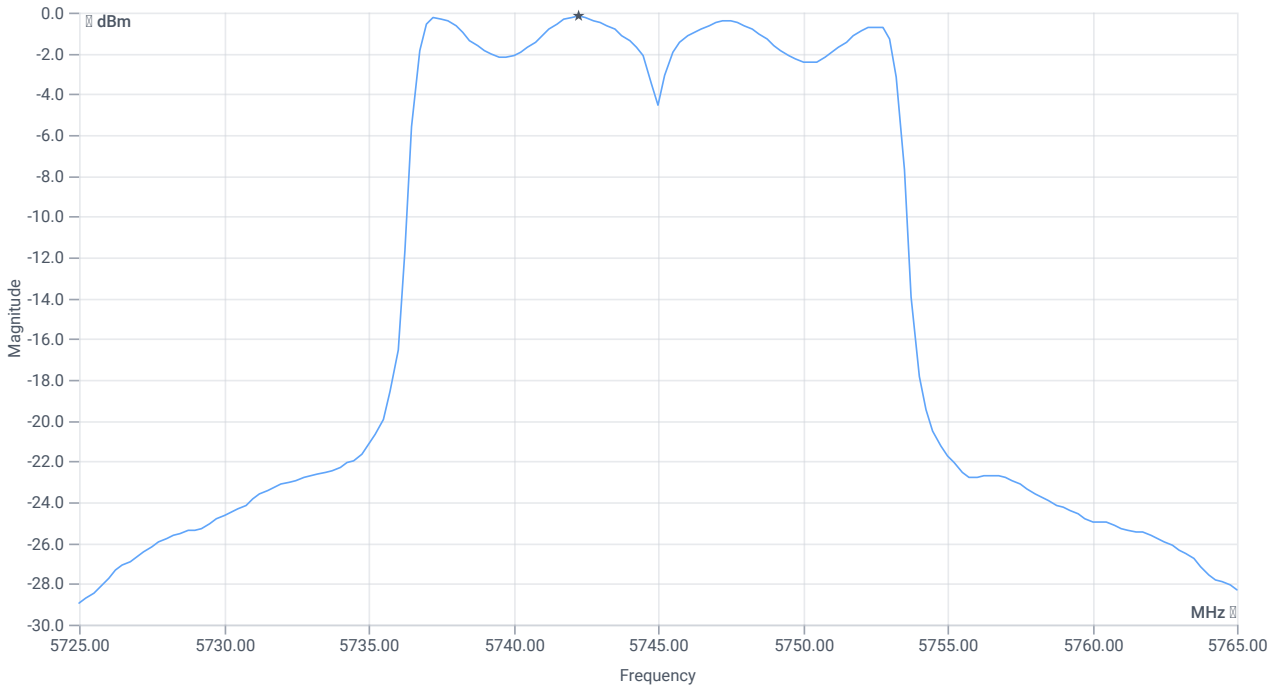

PSD UNII-3

RESULT

CONDUCTED LIMITS FOR MAX ANTENNA GAIN OF 6 D BI					
Description	Lower Limit	Upper Limit	Measured	Unit	Verdict
Power spectral density cond	---	---	-0.18	dBm/0.5MHz	INFO
Duty cycle correction	---	---	0	dB	INFO
Power spectral density DC corrected cond	---	30	-0.18	dBm/0.5MHz	PASS

Verdict
PASS

FCC 15.407 # Max output power and psd ~ WLAN5Gx a mode U-NII-3

References

TC start	11.06.2024 14:03:04
Ambit temp [°C] | humidity [rel%]	24.9 | 31
System version	5.0.5.0
Standard | Version	FCC 15.407 | NI
Method	KDB789033 D02, F., E.2.e.
Description	FCC 15.407 Max Output Power & PSD - WLAN5Gx a mode U-NII-3
Information	

EUT Common Settings WLAN5Gx

Number of antenna ports	2
User Interaction	No
Device class U-NII-1 (FCC)	AP outdoor
Limit W52 japan	Standard
TPC supported	No
Vehicle use (ISED)	No

Equipment

Signal analyzer,Rohde&Schwarz,FSV-40,1307.9002K40/101042,3.70
Switch matrix,cetecom advanced GmbH,USM,B002,1.0.0

Test Parameter

Technology to test	WLAN5Gx a mode
EUT port	EUT1
Temperature	nom
Voltage	nom
Frequency low to test	False | Freq [MHz] 5745
Frequency mid to test	True | Freq [MHz] 5785
Frequency high to test	False | Freq [MHz] 5825
Auto control enabled power supply | Climatic Box	No | No
Additional path loss [dB]	0
Full path type	EUT_SA_GEN_SIG
Full path name	EUT1.MP.SIG1/EUT1.SA/EUT1.GEN1/EUT1.GEN2/
Switch bits	00010001:00010001:00000000:00000001

Test at TX 5785 MHz

RESULT: Reference power cond.

DESCRIPTION	LOWER LIMIT	UPPER LIMIT	MEASURED	UNIT	VERDICT
Ref. power 1MHz/1MHz cond.	---	---	11.06	dBm	INFO
Ref. frequency	---	---	5781.600	MHz	INFO

Evaluation max. duty cycle

DUTY CYCLE EVALUATION

DESCRIPTION	LOWER LIMIT	UPPER LIMIT	MEASURED	UNIT	VERDICT
No enough bursts detected, duty cycle burst ratio set to 1					
Duty cycle (burst ratio) max	---	---	1	---	INFO
Duty cycle max	---	---	0	dB	INFO
Duty cycle (burst ratio) min	---	---	1	---	INFO
Duty cycle min	---	---	0	dB	INFO

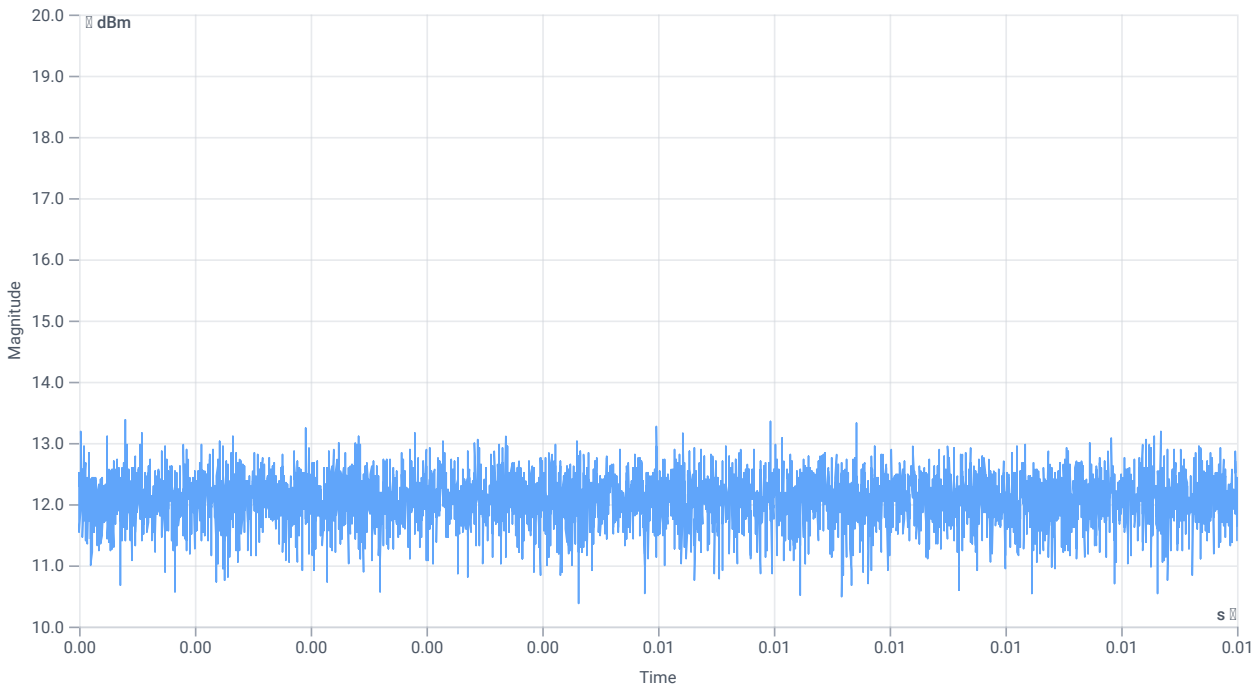

Duty cycle

Evaluation bandwidth

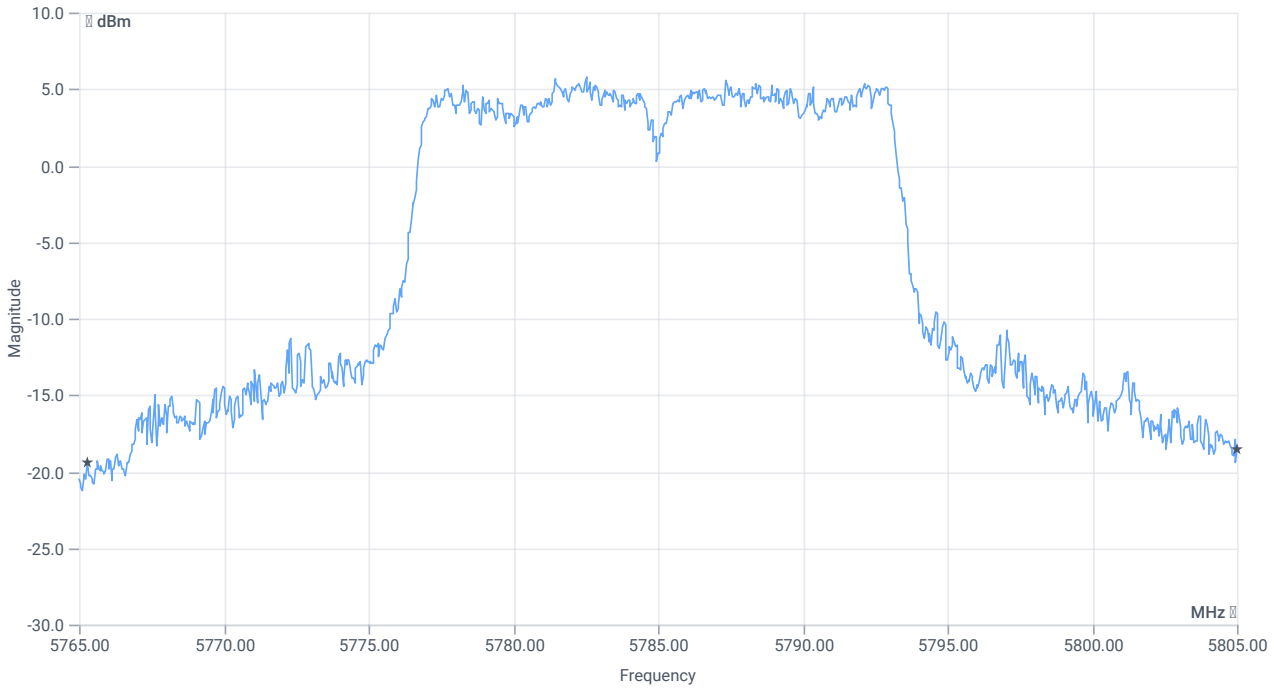

BW 26dB

RESULT

DESCRIPTION	LOWER LIMIT	UPPER LIMIT	MEASURED	UNIT	VERDICT
Bandwidth 26dB	---	---	39.72	MHz	INFO
T1 26dB	---	---	5765.2800	MHz	INFO
T2 26dB	---	---	5805.0000	MHz	INFO

Maximum Output Power

READ SA SETTINGS:

RefLevel [dBm] | RefLevelOffset [dB] | InpAtt [dB]	23.06 | 12.95 | 25
Start [MHz] | Stop [MHz]	5765.000 | 5805.000
RBW [MHz] | VBW [MHz]	1.000000 | 3.000000
Detector | TraceMode	RMS | MAXH
Sweep: time [ms] | count | points per Section | type	5370 | 1 | 161 | SWE

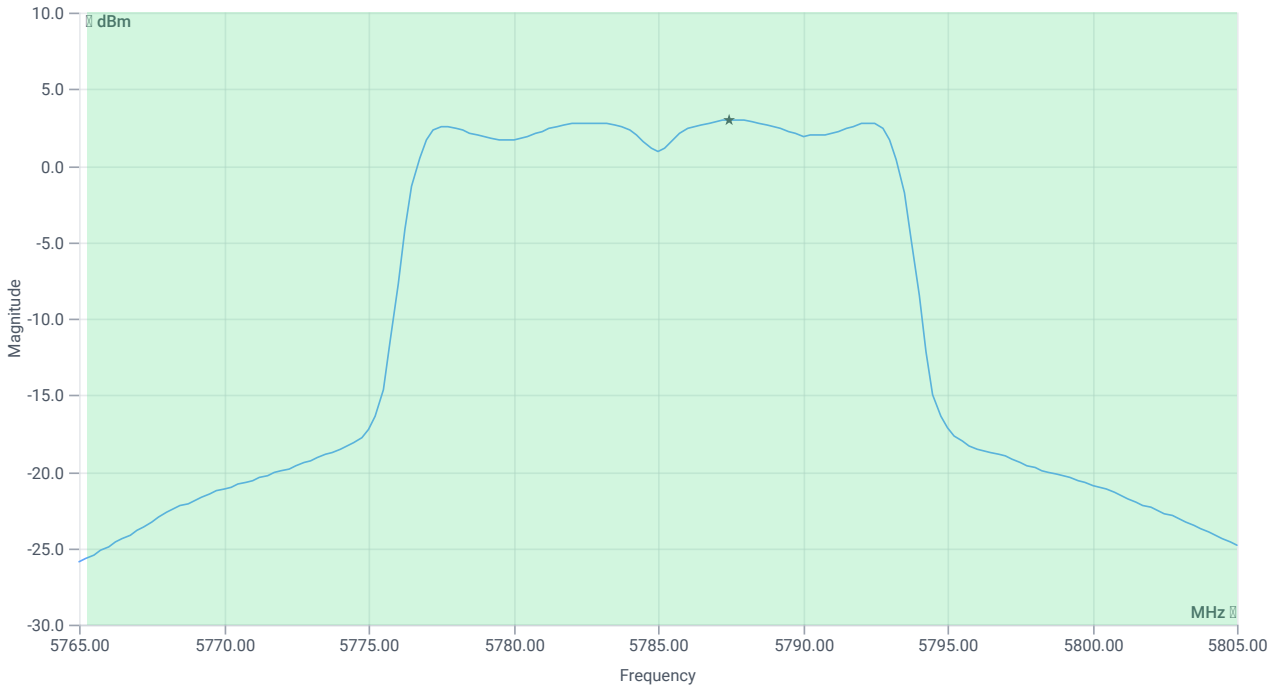

Max OP and PSD

RESULT

CONDUCTED LIMITS FOR MAX ANTENNA GAIN OF 6 D BI					
Description	Lower Limit	Upper Limit	Measured	Unit	Verdict
Max output power cond	---	---	14.34	dBm	INFO
Duty cycle correction	---	---	0	dB	INFO
LIMIT absolute:					
Max output power DC corrected cond	---	30	14.34	dBm	PASS
LIMIT: 11 dBm + 10 log 39.72					
Max output power DC corrected cond	---	26.99	14.34	dBm	na

Power Spectral Density U-NII-3

READ SA SETTINGS:

RefLevel [dBm] | RefLevelOffset [dB] | InpAtt [dB]	23.06 | 12.95 | 30
Start [MHz] | Stop [MHz]	5765.000 | 5805.000
RBW [MHz] | VBW [MHz]	0.500000 | 3.000000
Detector | TraceMode	RMS | MAXH
Sweep: time [ms] | count | points per Section | type	5370 | 1 | 161 | SWE

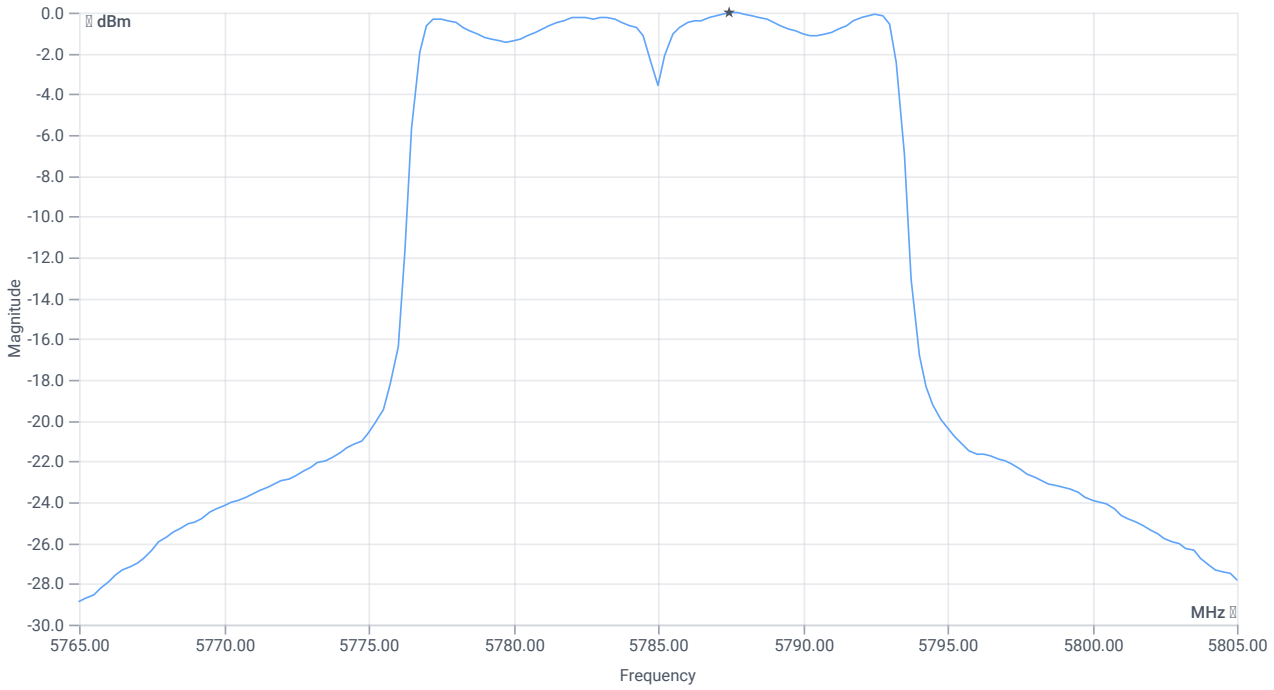

PSD UNII-3

RESULT

CONDUCTED LIMITS FOR MAX ANTENNA GAIN OF 6 D BI					
Description	Lower Limit	Upper Limit	Measured	Unit	Verdict
Power spectral density cond	---	---	-0.01	dBm/0.5MHz	INFO
Duty cycle correction	---	---	0	dB	INFO
Power spectral density DC corrected cond	---	30	-0.01	dBm/0.5MHz	PASS

Verdict
PASS

FCC 15.407 # Max output power and psd ~ WLAN5Gx a mode U-NII-3

References

TC start	11.06.2024 14:19:39
Ambit temp [°C] | humidity [rel%]	25.0 | 31
System version	5.0.5.0
Standard | Version	FCC 15.407 | NI
Method	KDB789033 D02, F., E.2.e.
Description	FCC 15.407 Max Output Power & PSD - WLAN5Gx a mode U-NII-3
Information	

EUT Common Settings WLAN5Gx

Number of antenna ports	2
User Interaction	No
Device class U-NII-1 (FCC)	AP outdoor
Limit W52 japan	Standard
TPC supported	No
Vehicle use (ISED)	No

Equipment

Signal analyzer,Rohde&Schwarz,FSV-40,1307.9002K40/101042,3.70
Switch matrix,cetecom advanced GmbH,USM,B002,1.0.0

Test Parameter

Technology to test	WLAN5Gx a mode
EUT port	EUT1
Temperature	nom
Voltage	nom
Frequency low to test	False | Freq [MHz] 5745
Frequency mid to test	False | Freq [MHz] 5785
Frequency high to test	True | Freq [MHz] 5825
Auto control enabled power supply | Climatic Box	No | No
Additional path loss [dB]	0
Full path type	EUT_SA_GEN_SIG
Full path name	EUT1.MP.SIG1/EUT1.SA/EUT1.GEN1/EUT1.GEN2/
Switch bits	00010001:00010001:00000000:00000001

Test at TX 5825 MHz

RESULT: Reference power cond.

DESCRIPTION	LOWER LIMIT	UPPER LIMIT	MEASURED	UNIT	VERDICT
Ref. power 1MHz/1MHz cond.	---	---	10.72	dBm	INFO
Ref. frequency	---	---	5827.600	MHz	INFO

Evaluation max. duty cycle

DUTY CYCLE EVALUATION

DESCRIPTION	LOWER LIMIT	UPPER LIMIT	MEASURED	UNIT	VERDICT
No enough bursts detected, duty cycle burst ratio set to 1					
Duty cycle (burst ratio) max	---	---	1	---	INFO
Duty cycle max	---	---	0	dB	INFO
Duty cycle (burst ratio) min	---	---	1	---	INFO
Duty cycle min	---	---	0	dB	INFO

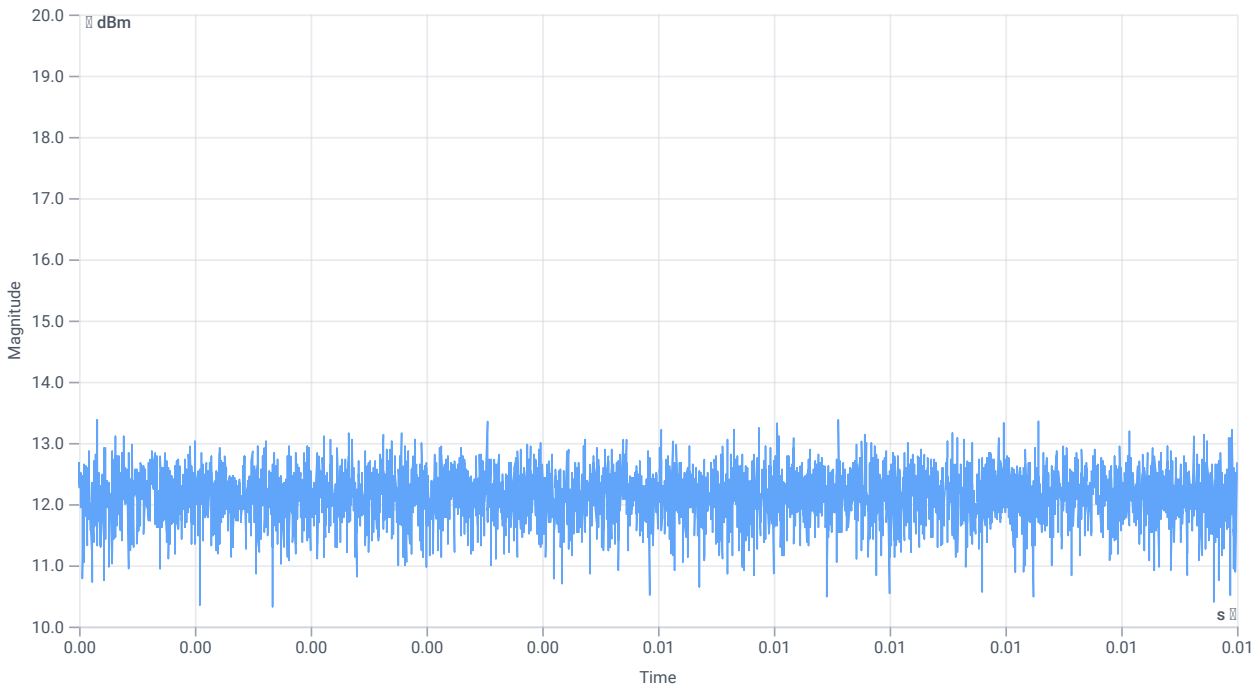

Duty cycle

Evaluation bandwidth

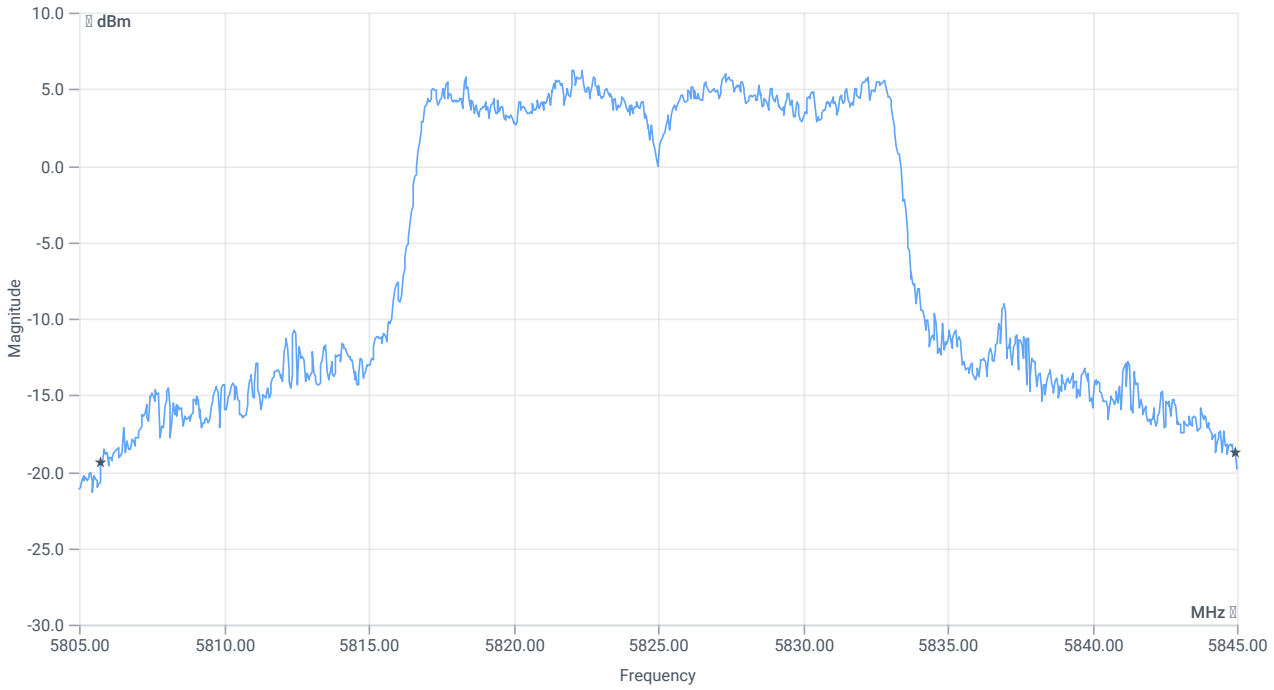

BW 26dB

RESULT

DESCRIPTION	LOWER LIMIT	UPPER LIMIT	MEASURED	UNIT	VERDICT
Bandwidth 26dB	---	---	39.2	MHz	INFO
T1 26dB	---	---	5805.7600	MHz	INFO
T2 26dB	---	---	5844.9600	MHz	INFO

Maximum Output Power

READ SA SETTINGS:

RefLevel [dBm] | RefLevelOffset [dB] | InpAtt [dB]	22.72 | 12.88 | 25
Start [MHz] | Stop [MHz]	5805.000 | 5845.000
RBW [MHz] | VBW [MHz]	1.000000 | 3.000000
Detector | TraceMode	RMS | MAXH
Sweep: time [ms] | count | points per Section | type	5370 | 1 | 161 | SWE

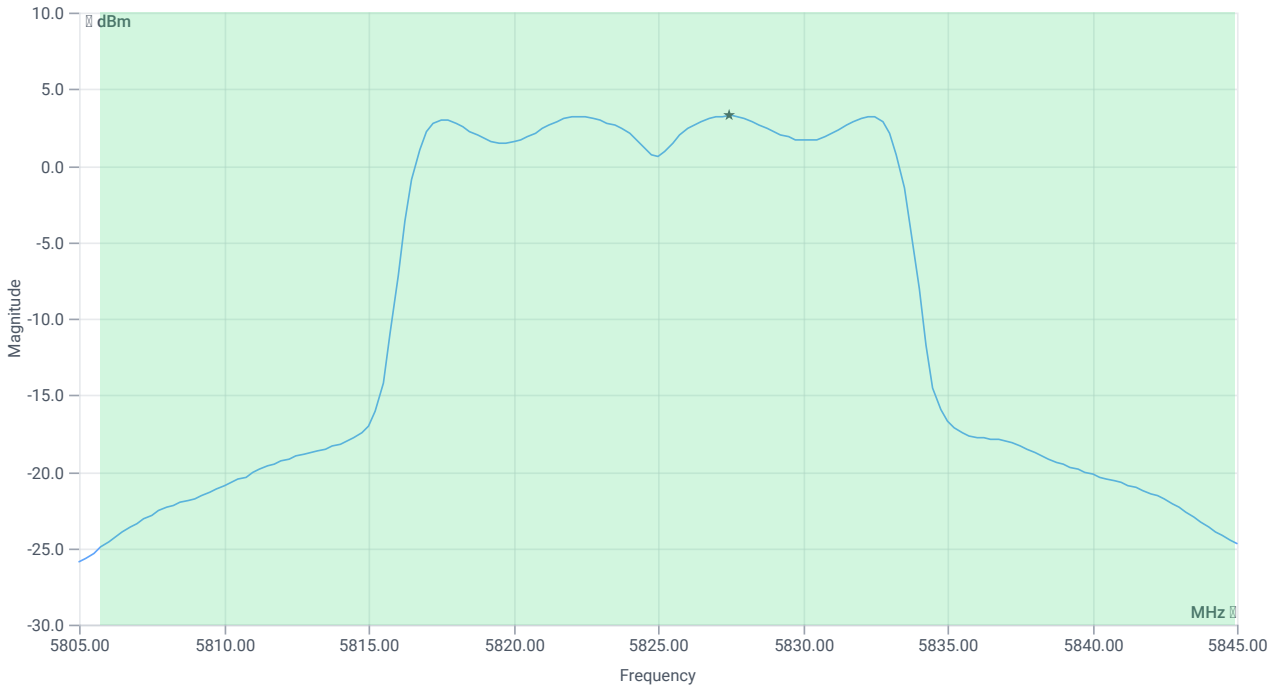

Max OP and PSD

RESULT

CONDUCTED LIMITS FOR MAX ANTENNA GAIN OF 6 D BI					
Description	Lower Limit	Upper Limit	Measured	Unit	Verdict
Max output power cond	---	---	14.45	dBm	INFO
Duty cycle correction	---	---	0	dB	INFO
LIMIT absolute:					
Max output power DC corrected cond	---	30	14.45	dBm	PASS
LIMIT: 11 dBm + 10 log 39.2					
Max output power DC corrected cond	---	26.93	14.45	dBm	na

Power Spectral Density U-NII-3

READ SA SETTINGS:

RefLevel [dBm] | RefLevelOffset [dB] | InpAtt [dB]	22.72 | 12.88 | 25
Start [MHz] | Stop [MHz]	5805.000 | 5845.000
RBW [MHz] | VBW [MHz]	0.500000 | 3.000000
Detector | TraceMode	RMS | MAXH
Sweep: time [ms] | count | points per Section | type	5370 | 1 | 161 | SWE

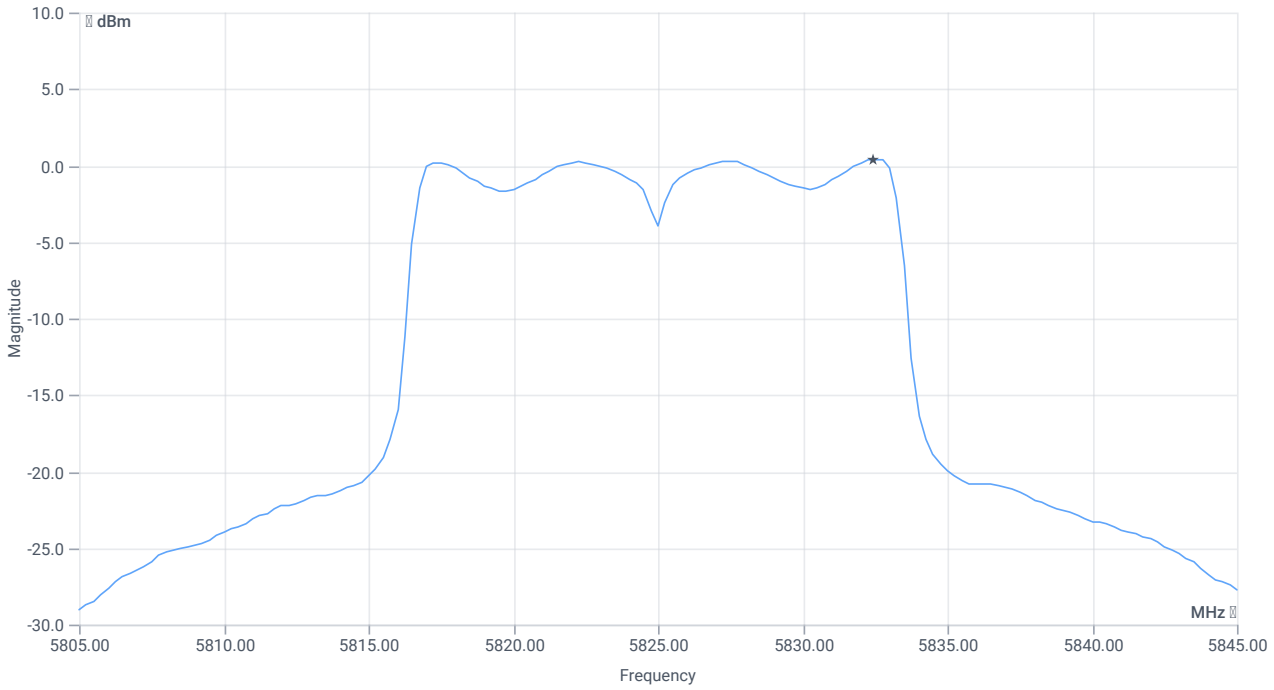

PSD UNII-3

RESULT

CONDUCTED LIMITS FOR MAX ANTENNA GAIN OF 6 D BI					
Description	Lower Limit	Upper Limit	Measured	Unit	Verdict
Power spectral density cond	---	---	0.41	dBm/0.5MHz	INFO
Duty cycle correction	---	---	0	dB	INFO
Power spectral density DC corrected cond	---	30	0.41	dBm/0.5MHz	PASS

Verdict
PASS

FCC 15.407 # Max output power and psd ~ WLAN5Gx a mode U-NII-3

References

TC start	12.06.2024 10:15:17
Ambit temp [°C] | humidity [rel%]	24.2 | 34
System version	5.0.5.0
Standard | Version	FCC 15.407 | NI
Method	KDB789033 D02, F., E.2.e.
Description	FCC 15.407 Max Output Power & PSD - WLAN5Gx a mode U-NII-3
Information	

EUT Common Settings WLAN5Gx

Number of antenna ports	2
User Interaction	No
Device class U-NII-1 (FCC)	AP outdoor
Limit W52 japan	Standard
TPC supported	No
Vehicle use (ISED)	No

Equipment

Signal analyzer,Rohde&Schwarz,FSV-40,1307.9002K40/101042,3.70
Switch matrix,cetecom advanced GmbH,USM,B002,1.0.0

Test Parameter

Technology to test	WLAN5Gx a mode
EUT port	EUT2
Temperature	nom
Voltage	nom
Frequency low to test	True | Freq [MHz] 5745
Frequency mid to test	False | Freq [MHz] 5785
Frequency high to test	False | Freq [MHz] 5825
Auto control enabled power supply | Climatic Box	No | No
Additional path loss [dB]	0
Full path type	EUT_SA_GEN_SIG
Full path name	EUT2.MP.SIG1/EUT2.SA/EUT2.GEN1/EUT2.GEN2/
Switch bits	00100010:00010001:00000000:00000001

Test at TX 5745 MHz

RESULT: Reference power cond.

DESCRIPTION	LOWER LIMIT	UPPER LIMIT	MEASURED	UNIT	VERDICT
Ref. power 1MHz/1MHz cond.	---	---	11.08	dBm	INFO
Ref. frequency	---	---	5742.600	MHz	INFO

Evaluation max. duty cycle

DUTY CYCLE EVALUATION

DESCRIPTION	LOWER LIMIT	UPPER LIMIT	MEASURED	UNIT	VERDICT
No enough bursts detected, duty cycle burst ratio set to 1					
Duty cycle (burst ratio) max	---	---	1	---	INFO
Duty cycle max	---	---	0	dB	INFO
Duty cycle (burst ratio) min	---	---	1	---	INFO
Duty cycle min	---	---	0	dB	INFO

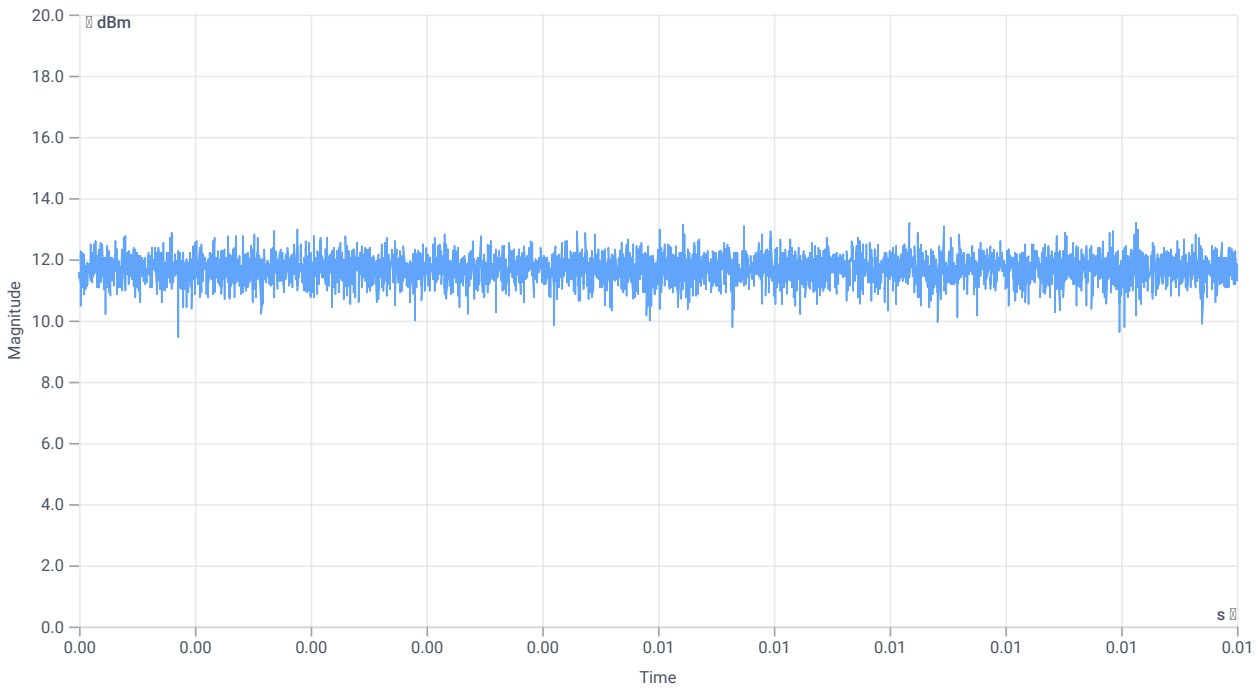

Duty cycle

Evaluation bandwidth

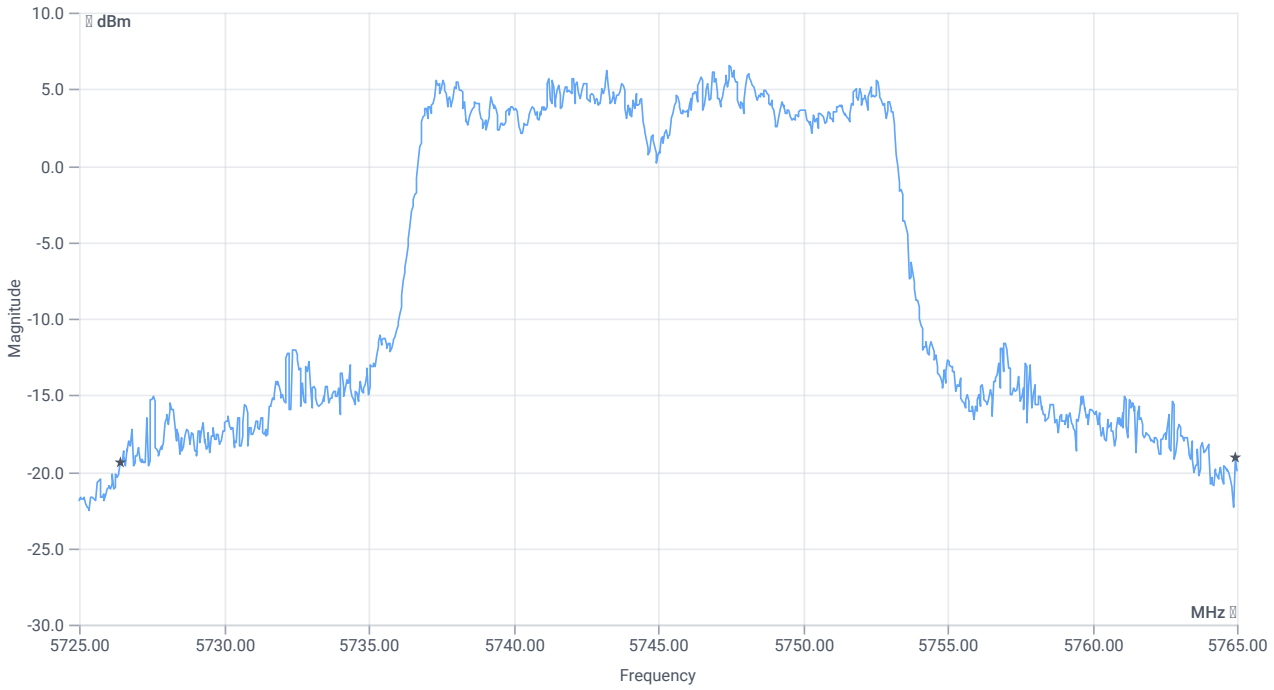

BW 26dB

RESULT

DESCRIPTION	LOWER LIMIT	UPPER LIMIT	MEASURED	UNIT	VERDICT
Bandwidth 26dB	---	---	38.52	MHz	INFO
T1 26dB	---	---	5726.4400	MHz	INFO
T2 26dB	---	---	5764.9600	MHz	INFO

Maximum Output Power

READ SA SETTINGS:

RefLevel [dBm] | RefLevelOffset [dB] | InpAtt [dB]	23.08 | 12.78 | 25
Start [MHz] | Stop [MHz]	5725.000 | 5765.000
RBW [MHz] | VBW [MHz]	1.000000 | 3.000000
Detector | TraceMode	RMS | MAXH
Sweep: time [ms] | count | points per Section | type	5370 | 1 | 161 | SWE

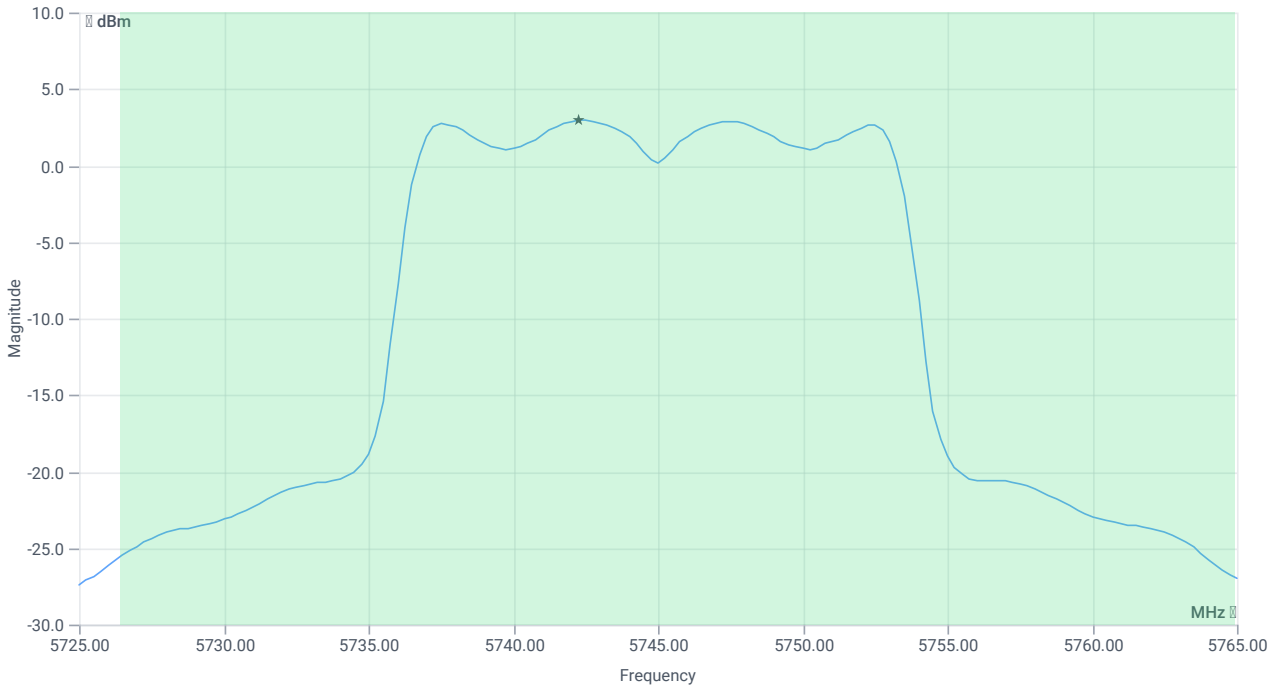

Max OP and PSD

RESULT

CONDUCTED LIMITS FOR MAX ANTENNA GAIN OF 6 D BI					
Description	Lower Limit	Upper Limit	Measured	Unit	Verdict
Max output power cond	---	---	14.05	dBm	INFO
Duty cycle correction	---	---	0	dB	INFO
LIMIT absolute:					
Max output power DC corrected cond	---	30	14.05	dBm	PASS
LIMIT: 11 dBm + 10 log 38.52					
Max output power DC corrected cond	---	26.86	14.05	dBm	na

Power Spectral Density U-NII-3

READ SA SETTINGS:

RefLevel [dBm] | RefLevelOffset [dB] | InpAtt [dB]	23.08 | 12.78 | 30
Start [MHz] | Stop [MHz]	5725.000 | 5765.000
RBW [MHz] | VBW [MHz]	0.500000 | 3.000000
Detector | TraceMode	RMS | MAXH
Sweep: time [ms] | count | points per Section | type	5370 | 1 | 161 | SWE

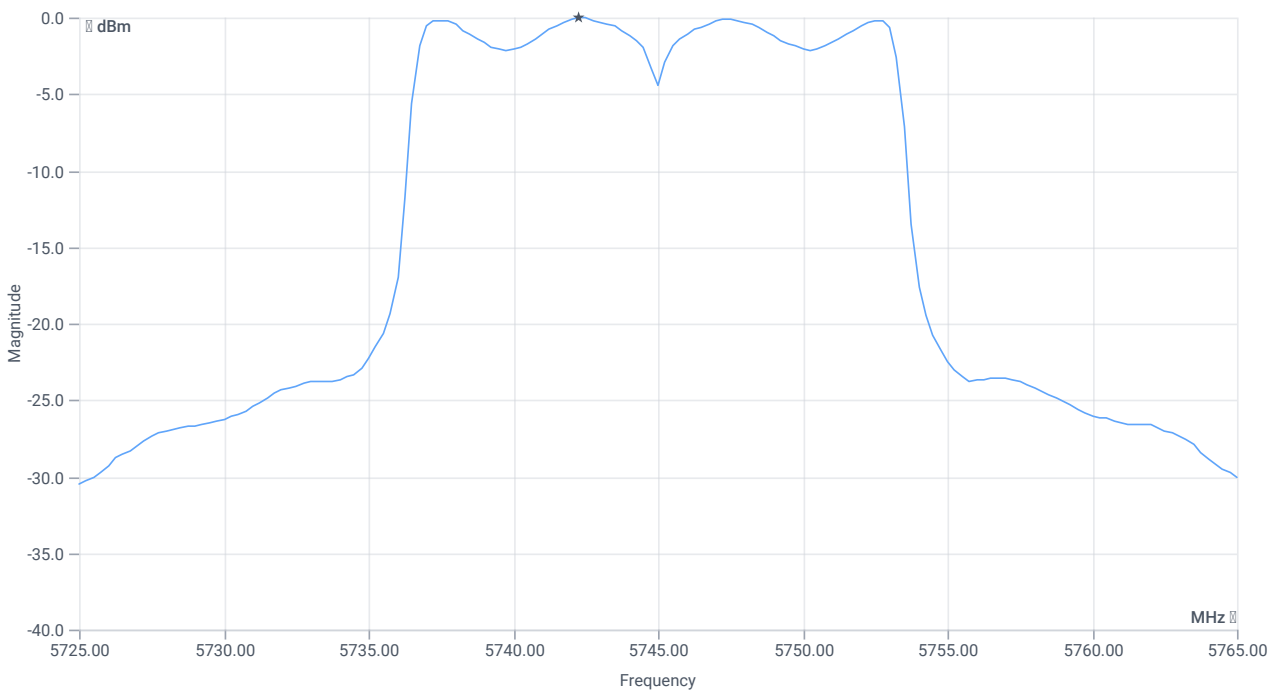

PSD UNII-3

RESULT

CONDUCTED LIMITS FOR MAX ANTENNA GAIN OF 6 D BI					
Description	Lower Limit	Upper Limit	Measured	Unit	Verdict
Power spectral density cond	---	---	-0.01	dBm/0.5MHz	INFO
Duty cycle correction	---	---	0	dB	INFO
Power spectral density DC corrected cond	---	30	-0.01	dBm/0.5MHz	PASS

Verdict
PASS

FCC 15.407 # Max output power and psd ~ WLAN5Gx a mode U-NII-3

References

TC start	12.06.2024 10:29:40
Ambit temp [°C] | humidity [rel%]	24.4 | 34
System version	5.0.5.0
Standard | Version	FCC 15.407 | NI
Method	KDB789033 D02, F., E.2.e.
Description	FCC 15.407 Max Output Power & PSD - WLAN5Gx a mode U-NII-3
Information	

EUT Common Settings WLAN5Gx

Number of antenna ports	2
User Interaction	No
Device class U-NII-1 (FCC)	AP outdoor
Limit W52 japan	Standard
TPC supported	No
Vehicle use (ISED)	No

Equipment

Signal analyzer,Rohde&Schwarz,FSV-40,1307.9002K40/101042,3.70
Switch matrix,cetecom advanced GmbH,USM,B002,1.0.0

Test Parameter

Technology to test	WLAN5Gx a mode
EUT port	EUT2
Temperature	nom
Voltage	nom
Frequency low to test	False | Freq [MHz] 5745
Frequency mid to test	True | Freq [MHz] 5785
Frequency high to test	False | Freq [MHz] 5825
Auto control enabled power supply | Climatic Box	No | No
Additional path loss [dB]	0
Full path type	EUT_SA_GEN_SIG
Full path name	EUT2.MP.SIG1/EUT2.SA/EUT2.GEN1/EUT2.GEN2/
Switch bits	00100010:00010001:00000000:00000001

Test at TX 5785 MHz

RESULT: Reference power cond.

DESCRIPTION	LOWER LIMIT	UPPER LIMIT	MEASURED	UNIT	VERDICT
Ref. power 1MHz/1MHz cond.	---	---	9.97	dBm	INFO
Ref. frequency	---	---	5789.000	MHz	INFO

Evaluation max. duty cycle

DUTY CYCLE EVALUATION

DESCRIPTION	LOWER LIMIT	UPPER LIMIT	MEASURED	UNIT	VERDICT
No enough bursts detected, duty cycle burst ratio set to 1					
Duty cycle (burst ratio) max	---	---	1	---	INFO
Duty cycle max	---	---	0	dB	INFO
Duty cycle (burst ratio) min	---	---	1	---	INFO
Duty cycle min	---	---	0	dB	INFO

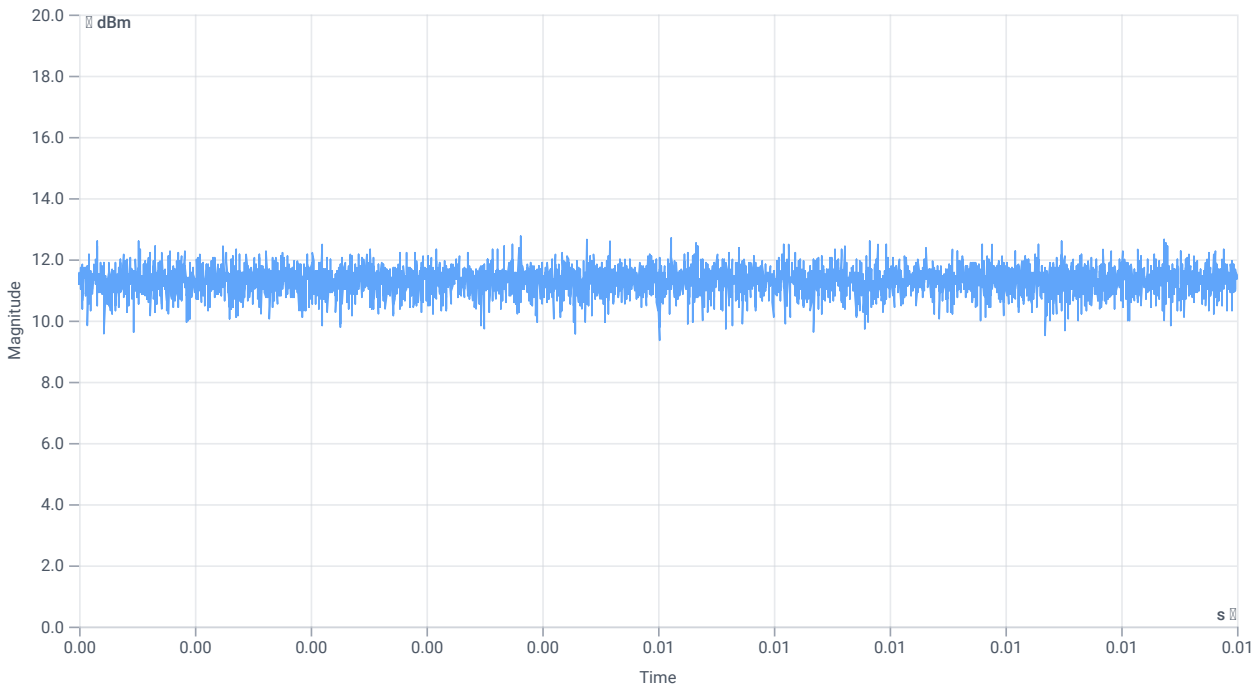

Duty cycle

Evaluation bandwidth

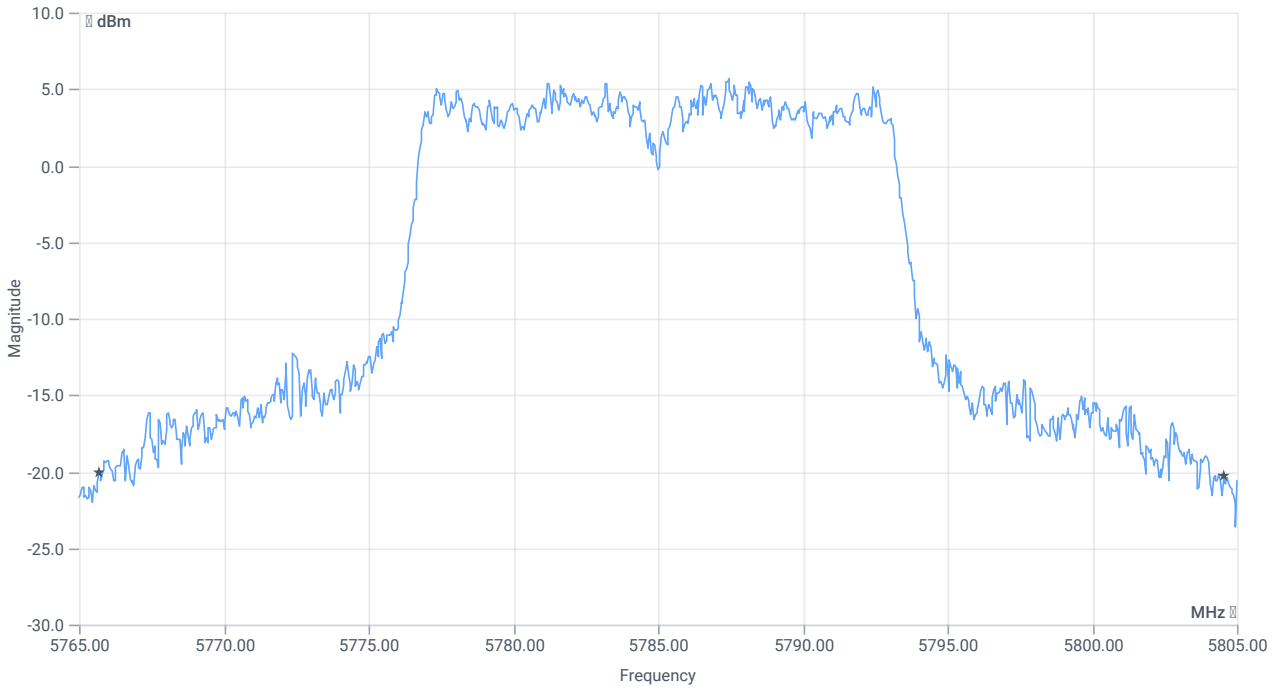

BW 26dB

RESULT

DESCRIPTION	LOWER LIMIT	UPPER LIMIT	MEASURED	UNIT	VERDICT
Bandwidth 26dB	---	---	38.88	MHz	INFO
T1 26dB	---	---	5765.6800	MHz	INFO
T2 26dB	---	---	5804.5600	MHz	INFO

Maximum Output Power

READ SA SETTINGS:

RefLevel [dBm] | RefLevelOffset [dB] | InpAtt [dB]	21.97 | 12.7 | 25
Start [MHz] | Stop [MHz]	5765.000 | 5805.000
RBW [MHz] | VBW [MHz]	1.000000 | 3.000000
Detector | TraceMode	RMS | MAXH
Sweep: time [ms] | count | points per Section | type	5370 | 1 | 161 | SWE

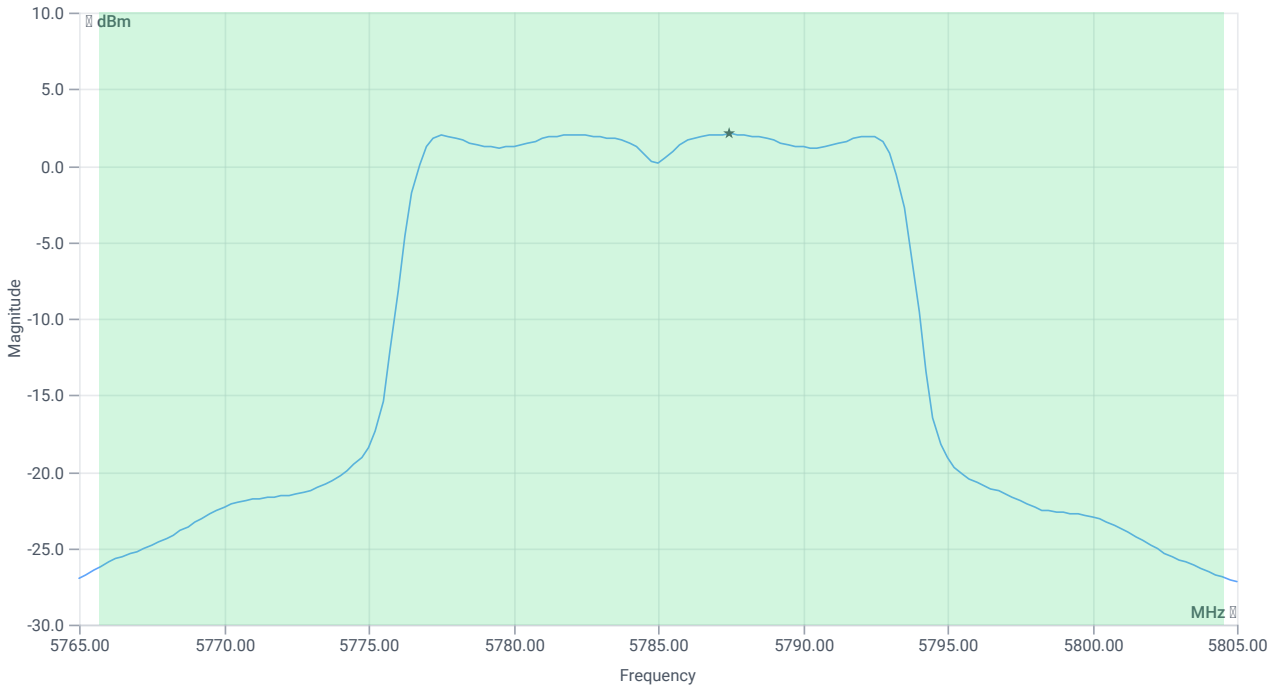

Max OP and PSD

RESULT

CONDUCTED LIMITS FOR MAX ANTENNA GAIN OF 6 D BI					
Description	Lower Limit	Upper Limit	Measured	Unit	Verdict
Max output power cond	---	---	13.59	dBm	INFO
Duty cycle correction	---	---	0	dB	INFO
LIMIT absolute:					
Max output power DC corrected cond	---	30	13.59	dBm	PASS
LIMIT: 11 dBm + 10 log 38.88					
Max output power DC corrected cond	---	26.9	13.59	dBm	na

Power Spectral Density U-NII-3

READ SA SETTINGS:

RefLevel [dBm] | RefLevelOffset [dB] | InpAtt [dB]	21.97 | 12.7 | 25
Start [MHz] | Stop [MHz]	5765.000 | 5805.000
RBW [MHz] | VBW [MHz]	0.500000 | 3.000000
Detector | TraceMode	RMS | MAXH
Sweep: time [ms] | count | points per Section | type	5370 | 1 | 161 | SWE

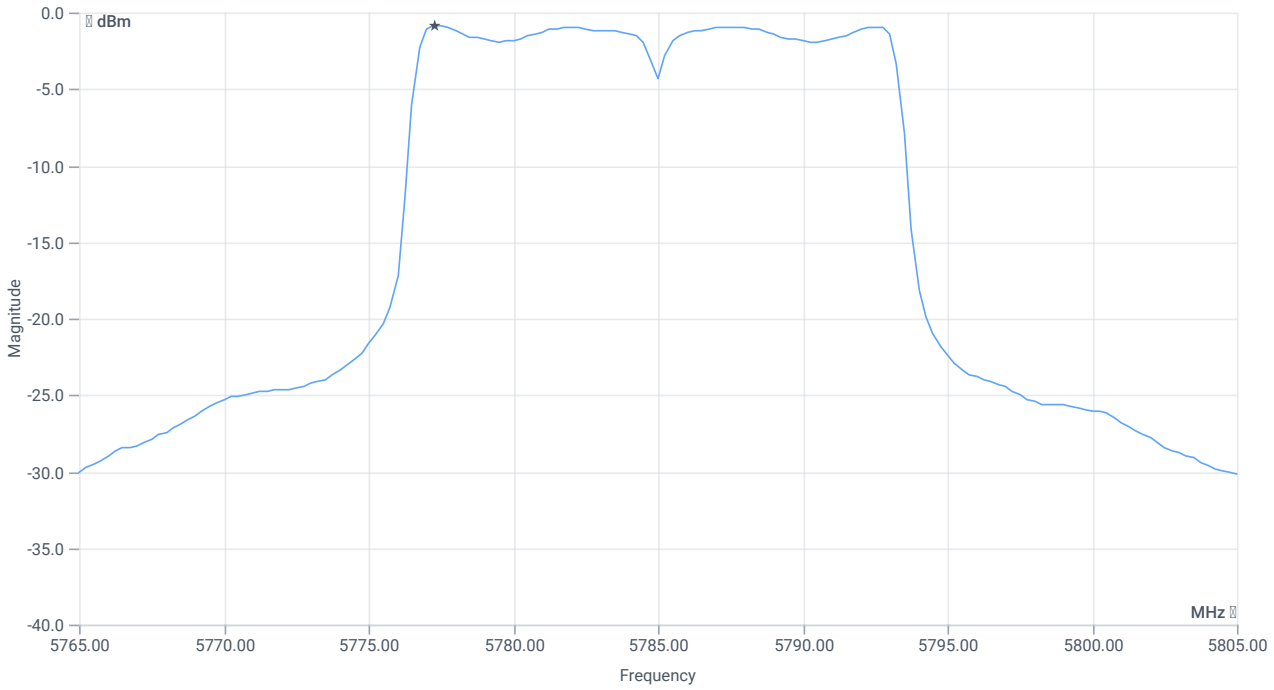

PSD UNII-3

RESULT

CONDUCTED LIMITS FOR MAX ANTENNA GAIN OF 6 D BI					
Description	Lower Limit	Upper Limit	Measured	Unit	Verdict
Power spectral density cond	---	---	-0.85	dBm/0.5MHz	INFO
Duty cycle correction	---	---	0	dB	INFO
Power spectral density DC corrected cond	---	30	-0.85	dBm/0.5MHz	PASS

Verdict
PASS

FCC 15.407 # Max output power and psd ~ WLAN5Gx a mode U-NII-3

References

TC start	12.06.2024 10:45:28
Ambit temp [°C] | humidity [rel%]	24.4 | 33
System version	5.0.5.0
Standard | Version	FCC 15.407 | NI
Method	KDB789033 D02, F., E.2.e.
Description	FCC 15.407 Max Output Power & PSD - WLAN5Gx a mode U-NII-3
Information	

EUT Common Settings WLAN5Gx

Number of antenna ports	2
User Interaction	No
Device class U-NII-1 (FCC)	AP outdoor
Limit W52 japan	Standard
TPC supported	No
Vehicle use (ISED)	No

Equipment

Signal analyzer,Rohde&Schwarz,FSV-40,1307.9002K40/101042,3.70
Switch matrix,cetecom advanced GmbH,USM,B002,1.0.0

Test Parameter

Technology to test	WLAN5Gx a mode
EUT port	EUT2
Temperature	nom
Voltage	nom
Frequency low to test	False | Freq [MHz] 5745
Frequency mid to test	False | Freq [MHz] 5785
Frequency high to test	True | Freq [MHz] 5825
Auto control enabled power supply | Climatic Box	No | No
Additional path loss [dB]	0
Full path type	EUT_SA_GEN_SIG
Full path name	EUT2.MP.SIG1/EUT2.SA/EUT2.GEN1/EUT2.GEN2/
Switch bits	00100010:00010001:00000000:00000001

Test at TX 5825 MHz

RESULT: Reference power cond.

DESCRIPTION	LOWER LIMIT	UPPER LIMIT	MEASURED	UNIT	VERDICT
Ref. power 1MHz/1MHz cond.	---	---	10.82	dBm	INFO
Ref. frequency	---	---	5826.200	MHz	INFO

Evaluation max. duty cycle

DUTY CYCLE EVALUATION

DESCRIPTION	LOWER LIMIT	UPPER LIMIT	MEASURED	UNIT	VERDICT
No enough bursts detected, duty cycle burst ratio set to 1					
Duty cycle (burst ratio) max	---	---	1	---	INFO
Duty cycle max	---	---	0	dB	INFO
Duty cycle (burst ratio) min	---	---	1	---	INFO
Duty cycle min	---	---	0	dB	INFO

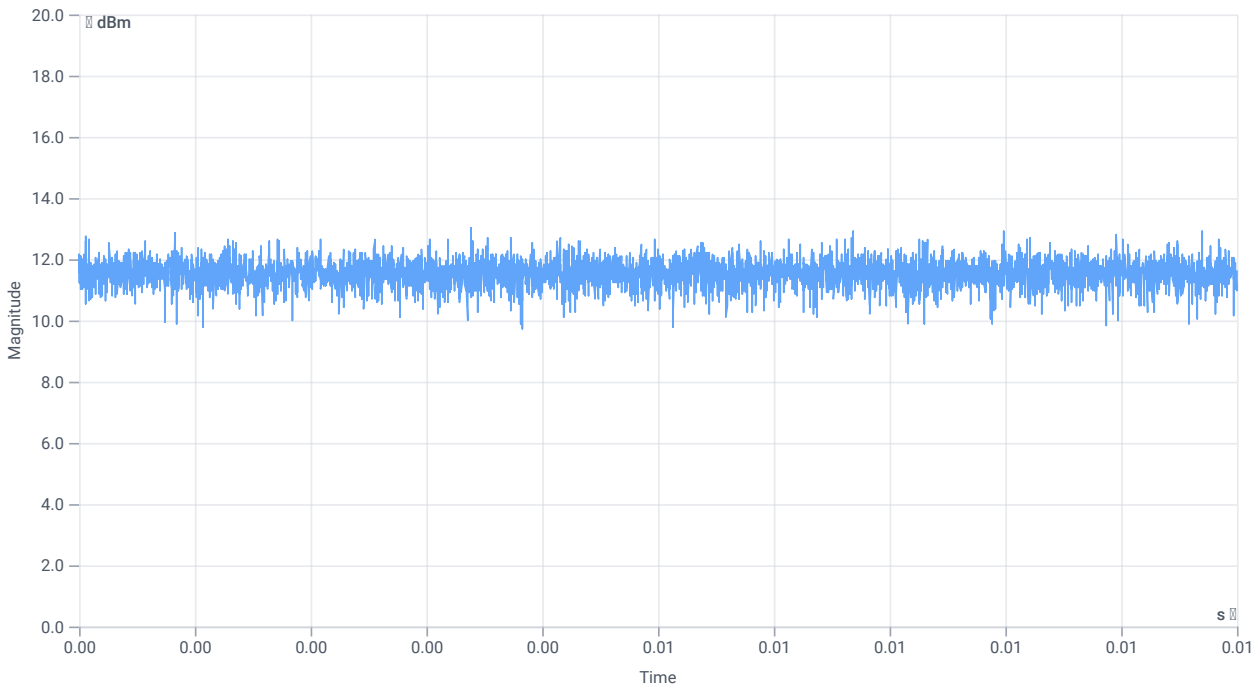

Duty cycle

Evaluation bandwidth

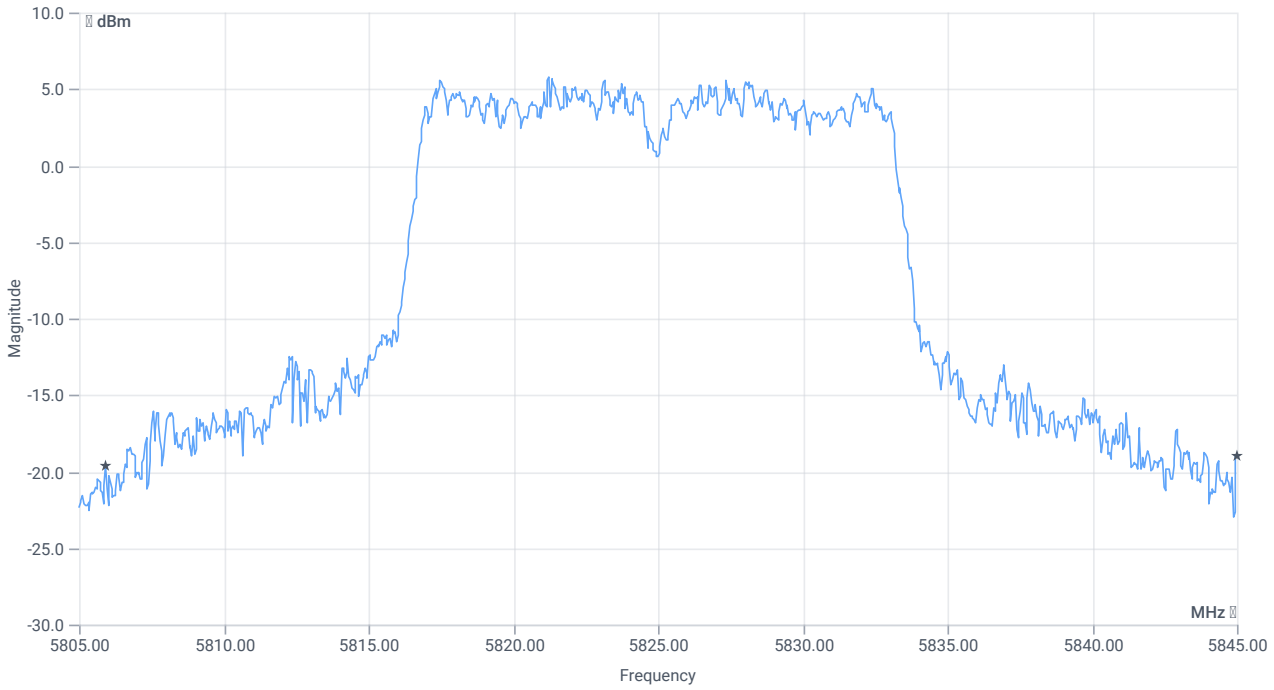

BW 26dB

RESULT

DESCRIPTION	LOWER LIMIT	UPPER LIMIT	MEASURED	UNIT	VERDICT
Bandwidth 26dB	---	---	39.08	MHz	INFO
T1 26dB	---	---	5805.9200	MHz	INFO
T2 26dB	---	---	5845.0000	MHz	INFO

Maximum Output Power

READ SA SETTINGS:

RefLevel [dBm] | RefLevelOffset [dB] | InpAtt [dB]	22.82 | 12.73 | 25
Start [MHz] | Stop [MHz]	5805.000 | 5845.000
RBW [MHz] | VBW [MHz]	1.000000 | 3.000000
Detector | TraceMode	RMS | MAXH
Sweep: time [ms] | count | points per Section | type	5370 | 1 | 161 | SWE

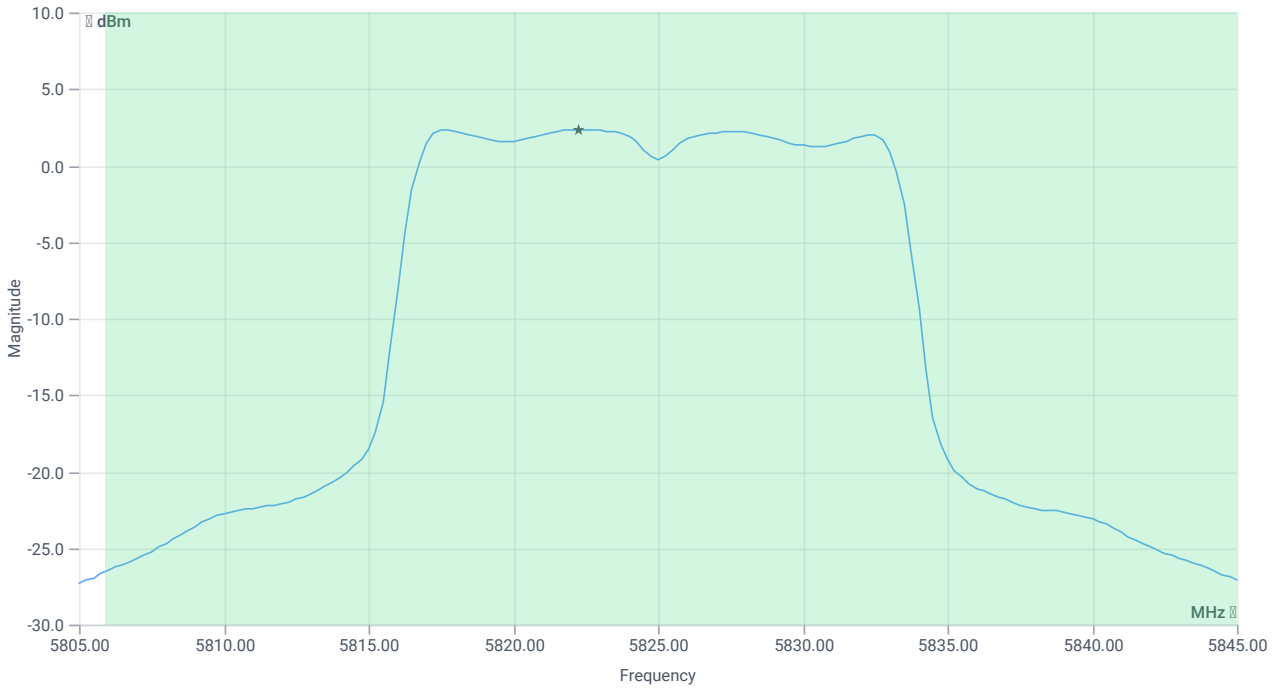

Max OP and PSD

RESULT

CONDUCTED LIMITS FOR MAX ANTENNA GAIN OF 6 D BI					
Description	Lower Limit	Upper Limit	Measured	Unit	Verdict
Max output power cond	---	---	13.82	dBm	INFO
Duty cycle correction	---	---	0	dB	INFO
LIMIT absolute:					
Max output power DC corrected cond	---	30	13.82	dBm	PASS
LIMIT: 11 dBm + 10 log 39.08					
Max output power DC corrected cond	---	26.92	13.82	dBm	na

Power Spectral Density U-NII-3

READ SA SETTINGS:

RefLevel [dBm] | RefLevelOffset [dB] | InpAtt [dB]	22.82 | 12.73 | 30
Start [MHz] | Stop [MHz]	5805.000 | 5845.000
RBW [MHz] | VBW [MHz]	0.500000 | 3.000000
Detector | TraceMode	RMS | MAXH
Sweep: time [ms] | count | points per Section | type	5370 | 1 | 161 | SWE

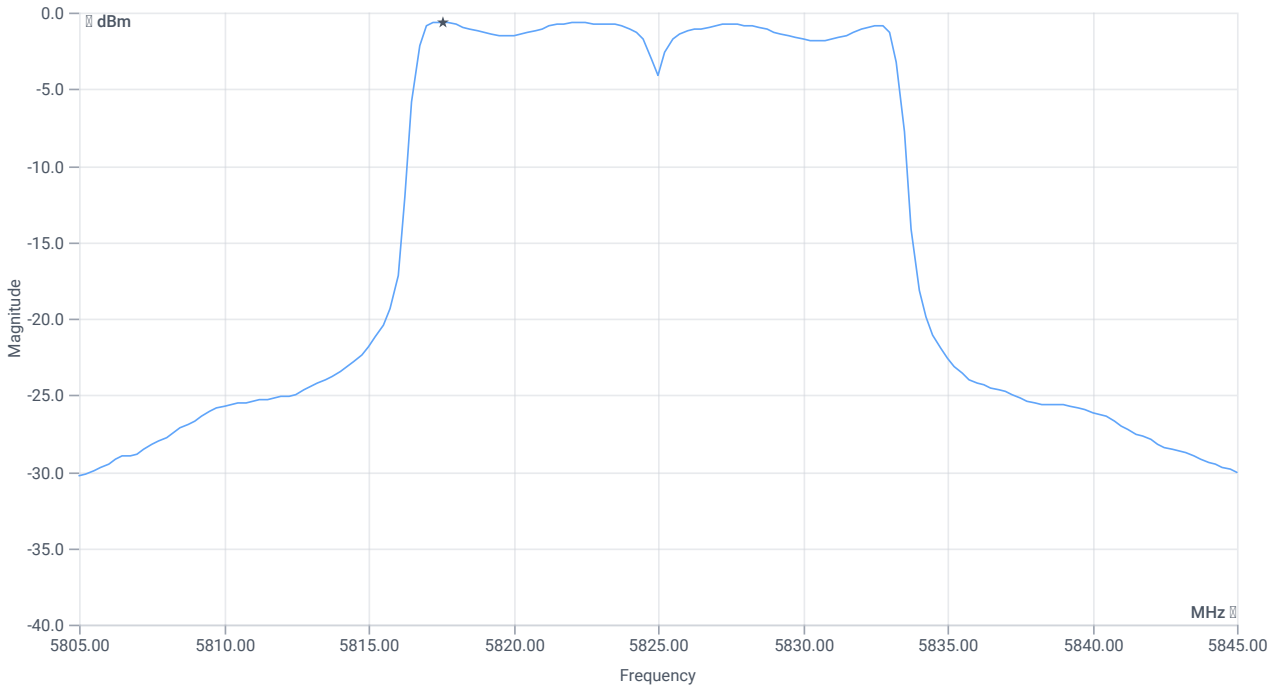

PSD UNII-3

RESULT

CONDUCTED LIMITS FOR MAX ANTENNA GAIN OF 6 D BI					
Description	Lower Limit	Upper Limit	Measured	Unit	Verdict
Power spectral density cond	---	---	-0.6	dBm/0.5MHz	INFO
Duty cycle correction	---	---	0	dB	INFO
Power spectral density DC corrected cond	---	30	-0.6	dBm/0.5MHz	PASS

Verdict
PASS

FCC 15.407 # Max output power and psd ~ WLAN5Gx ac-VHT20 mode U-NII-3

References

TC start	12.06.2024 07:55:32
Ambit temp [°C] | humidity [rel%]	23.0 | 36
System version	5.0.5.0
Standard | Version	FCC 15.407 | NI
Method	KDB789033 D02, F., E.2.e.
Description	FCC 15.407 Max Output Power & PSD - WLAN5Gx ac-VHT20 mode U-NII-3
Information	

EUT Common Settings WLAN5Gx

Number of antenna ports	2
User Interaction	No
Device class U-NII-1 (FCC)	AP outdoor
Limit W52 japan	Standard
TPC supported	No
Vehicle use (ISED)	No

Equipment

Signal analyzer,Rohde&Schwarz,FSV-40,1307.9002K40/101042,3.70
Switch matrix,cetecom advanced GmbH,USM,B002,1.0.0

Test Parameter

Technology to test	WLAN5Gx ac-VHT20 mode
EUT port	EUT1
Temperature	nom
Voltage	nom
Frequency low to test	True | Freq [MHz] 5745
Frequency mid to test	False | Freq [MHz] 5785
Frequency high to test	False | Freq [MHz] 5825
Auto control enabled power supply | Climatic Box	No | No
Additional path loss [dB]	0
Full path type	EUT_SA_GEN_SIG
Full path name	EUT1.MP.SIG1/EUT1.SA/EUT1.GEN1/EUT1.GEN2/
Switch bits	00010001:00010001:00000000:00000001

Test at TX 5745 MHz

RESULT: Reference power cond.

DESCRIPTION	LOWER LIMIT	UPPER LIMIT	MEASURED	UNIT	VERDICT
Ref. power 1MHz/1MHz cond.	---	---	10.77	dBm	INFO
Ref. frequency	---	---	5746.200	MHz	INFO

Evaluation max. duty cycle

DUTY CYCLE EVALUATION

DESCRIPTION	LOWER LIMIT	UPPER LIMIT	MEASURED	UNIT	VERDICT
No enough bursts detected, duty cycle burst ratio set to 1					
Duty cycle (burst ratio) max	---	---	1	---	INFO
Duty cycle max	---	---	0	dB	INFO
Duty cycle (burst ratio) min	---	---	1	---	INFO
Duty cycle min	---	---	0	dB	INFO

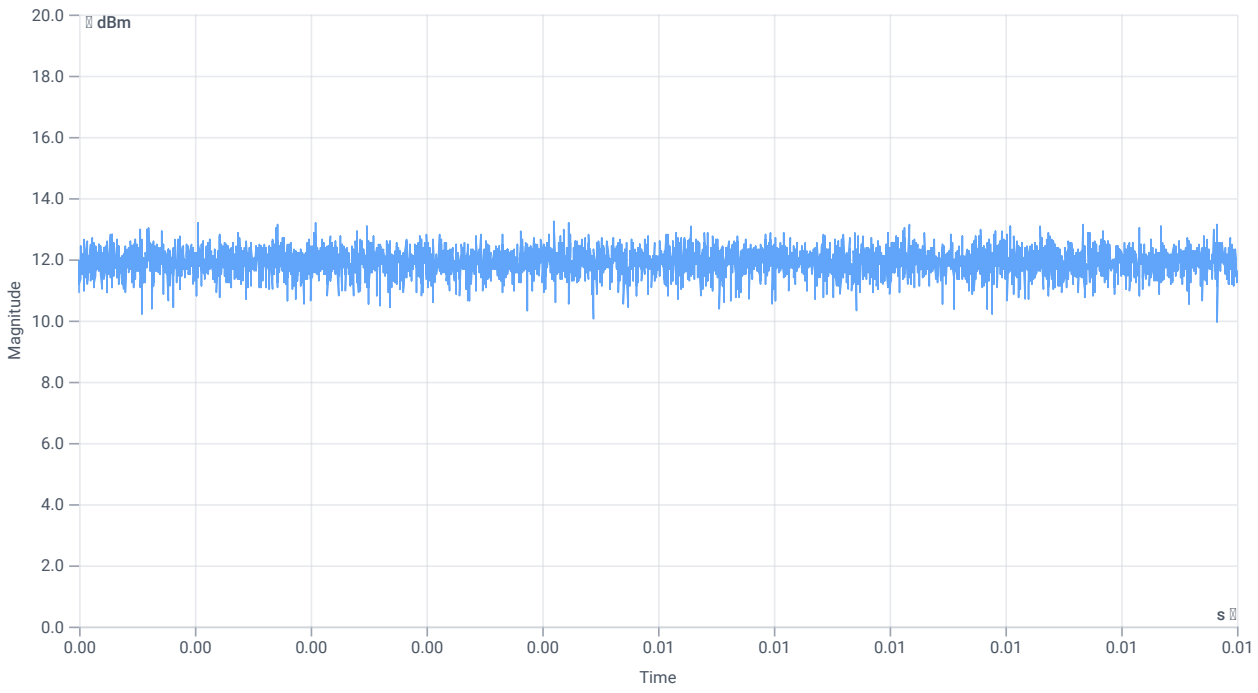

Duty cycle

Evaluation bandwidth

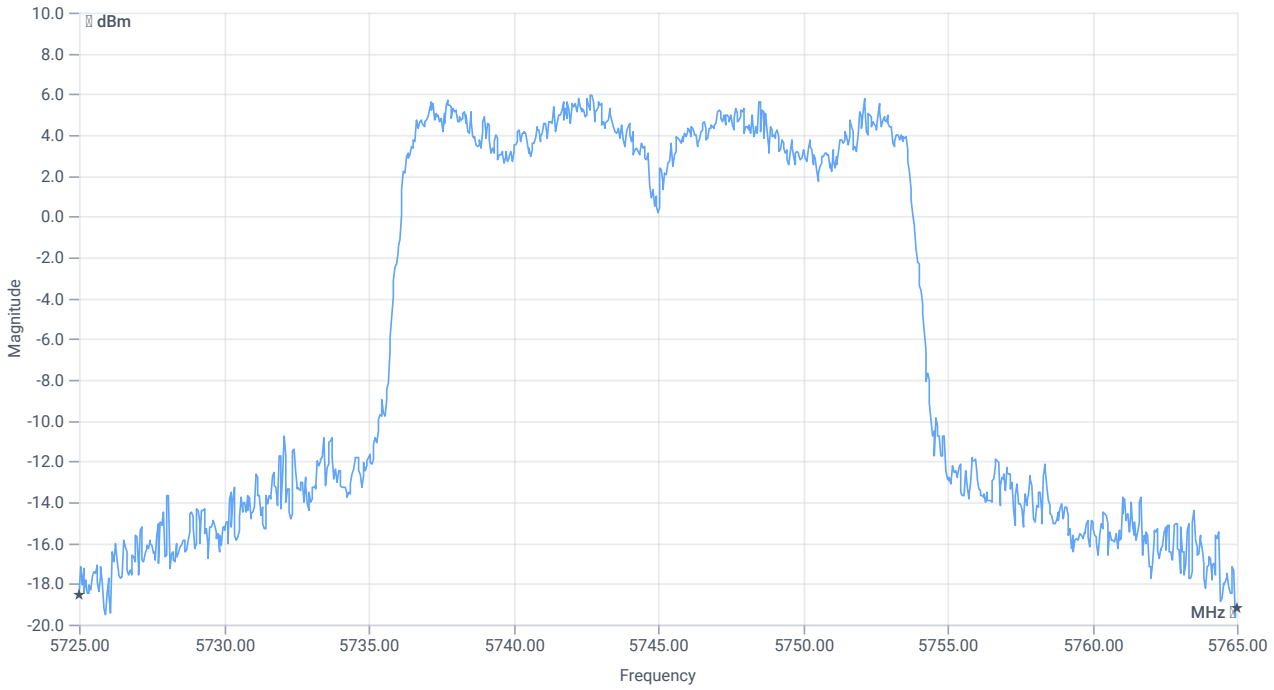

BW 26dB

RESULT

DESCRIPTION	LOWER LIMIT	UPPER LIMIT	MEASURED	UNIT	VERDICT
Bandwidth 26dB	---	---	40	MHz	INFO
T1 26dB	---	---	5725.0000	MHz	INFO
T2 26dB	---	---	5765.0000	MHz	INFO

Maximum Output Power

READ SA SETTINGS:

RefLevel [dBm] | RefLevelOffset [dB] | InpAtt [dB]	22.77 | 12.82 | 25
Start [MHz] | Stop [MHz]	5725.000 | 5765.000
RBW [MHz] | VBW [MHz]	1.000000 | 3.000000
Detector | TraceMode	RMS | MAXH
Sweep: time [ms] | count | points per Section | type	5370 | 1 | 161 | SWE

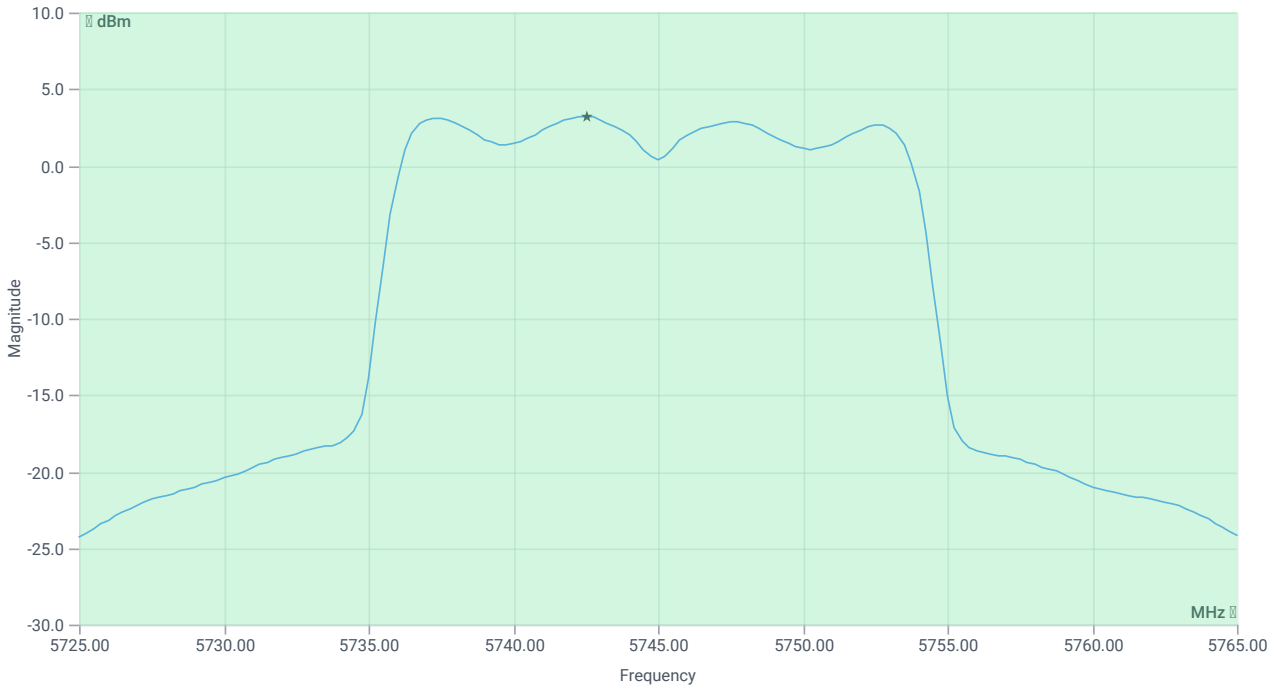

Max OP and PSD

RESULT

CONDUCTED LIMITS FOR MAX ANTENNA GAIN OF 6 D BI					
Description	Lower Limit	Upper Limit	Measured	Unit	Verdict
Max output power cond	---	---	14.49	dBm	INFO
Duty cycle correction	---	---	0	dB	INFO
LIMIT absolute:					
Max output power DC corrected cond	---	30	14.49	dBm	PASS
LIMIT: 11 dBm + 10 log 40					
Max output power DC corrected cond	---	27.02	14.49	dBm	na

Power Spectral Density U-NII-3

READ SA SETTINGS:

RefLevel [dBm] | RefLevelOffset [dB] | InpAtt [dB]	22.77 | 12.82 | 25
Start [MHz] | Stop [MHz]	5725.000 | 5765.000
RBW [MHz] | VBW [MHz]	0.500000 | 3.000000
Detector | TraceMode	RMS | MAXH
Sweep: time [ms] | count | points per Section | type	5370 | 1 | 161 | SWE

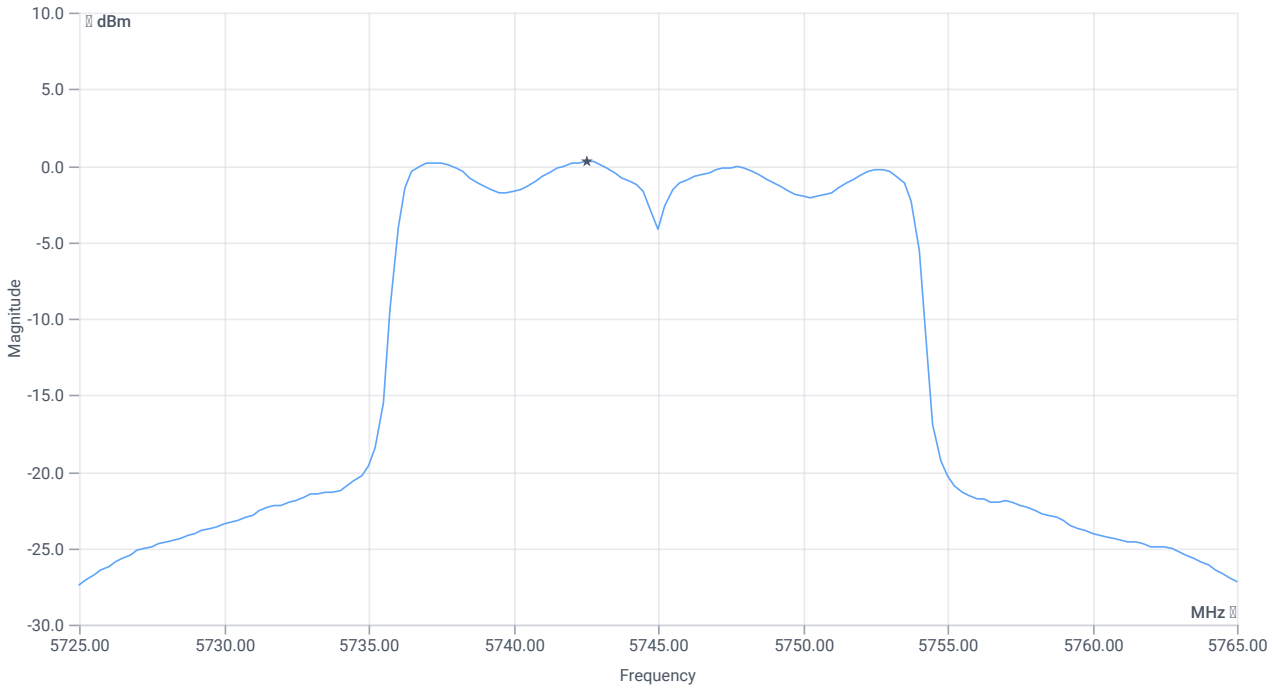

PSD UNII-3

RESULT

CONDUCTED LIMITS FOR MAX ANTENNA GAIN OF 6 D BI					
Description	Lower Limit	Upper Limit	Measured	Unit	Verdict
Power spectral density cond	---	---	0.29	dBm/0.5MHz	INFO
Duty cycle correction	---	---	0	dB	INFO
Power spectral density DC corrected cond	---	30	0.29	dBm/0.5MHz	PASS

Verdict
PASS

FCC 15.407 # Max output power and psd ~ WLAN5Gx ac-VHT20 mode U-NII-3

References

TC start	12.06.2024 08:10:28
Ambit temp [°C] | humidity [rel%]	23.1 | 36
System version	5.0.5.0
Standard | Version	FCC 15.407 | NI
Method	KDB789033 D02, F., E.2.e.
Description	FCC 15.407 Max Output Power & PSD - WLAN5Gx ac-VHT20 mode U-NII-3
Information	

EUT Common Settings WLAN5Gx

Number of antenna ports	2
User Interaction	No
Device class U-NII-1 (FCC)	AP outdoor
Limit W52 japan	Standard
TPC supported	No
Vehicle use (ISED)	No

Equipment

Signal analyzer,Rohde&Schwarz,FSV-40,1307.9002K40/101042,3.70
Switch matrix,cetecom advanced GmbH,USM,B002,1.0.0

Test Parameter

Technology to test	WLAN5Gx ac-VHT20 mode
EUT port	EUT1
Temperature	nom
Voltage	nom
Frequency low to test	False | Freq [MHz] 5745
Frequency mid to test	True | Freq [MHz] 5785
Frequency high to test	False | Freq [MHz] 5825
Auto control enabled power supply | Climatic Box	No | No
Additional path loss [dB]	0
Full path type	EUT_SA_GEN_SIG
Full path name	EUT1.MP.SIG1/EUT1.SA/EUT1.GEN1/EUT1.GEN2/
Switch bits	00010001:00010001:00000000:00000001

Test at TX 5785 MHz

RESULT: Reference power cond.

DESCRIPTION	LOWER LIMIT	UPPER LIMIT	MEASURED	UNIT	VERDICT
Ref. power 1MHz/1MHz cond.	---	---	11.03	dBm	INFO
Ref. frequency	---	---	5782.000	MHz	INFO

Evaluation max. duty cycle

DUTY CYCLE EVALUATION

DESCRIPTION	LOWER LIMIT	UPPER LIMIT	MEASURED	UNIT	VERDICT
No enough bursts detected, duty cycle burst ratio set to 1					
Duty cycle (burst ratio) max	---	---	1	---	INFO
Duty cycle max	---	---	0	dB	INFO
Duty cycle (burst ratio) min	---	---	1	---	INFO
Duty cycle min	---	---	0	dB	INFO

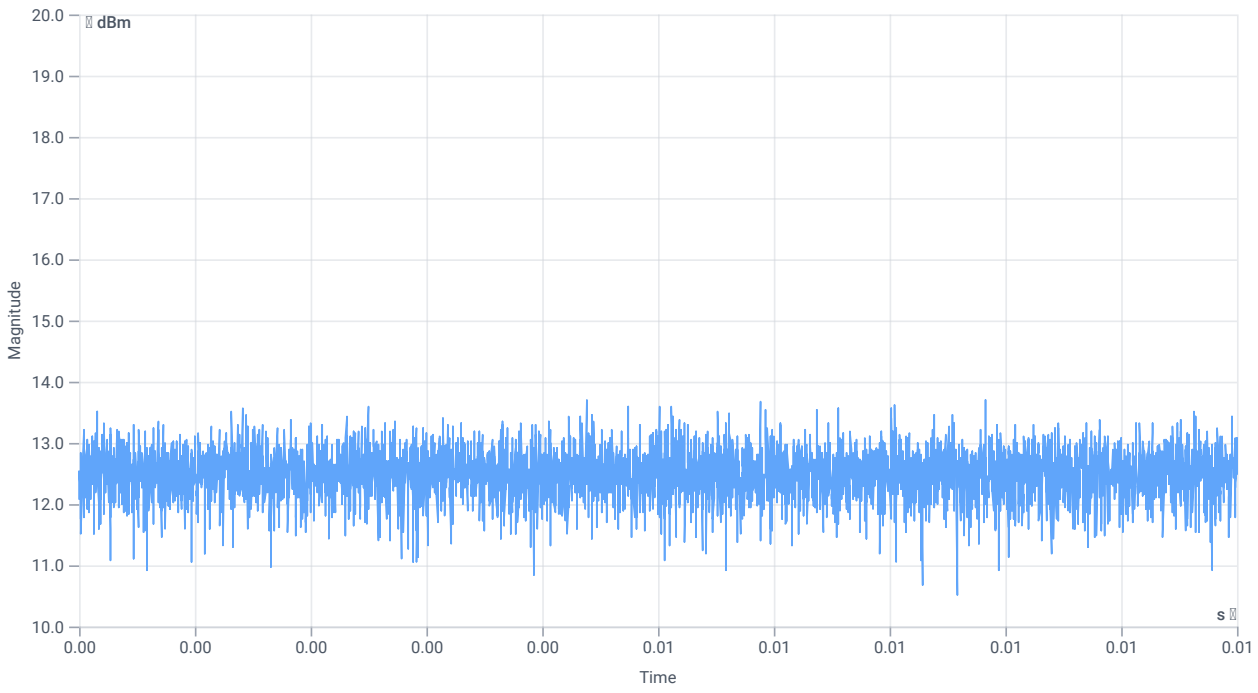

Duty cycle

Evaluation bandwidth

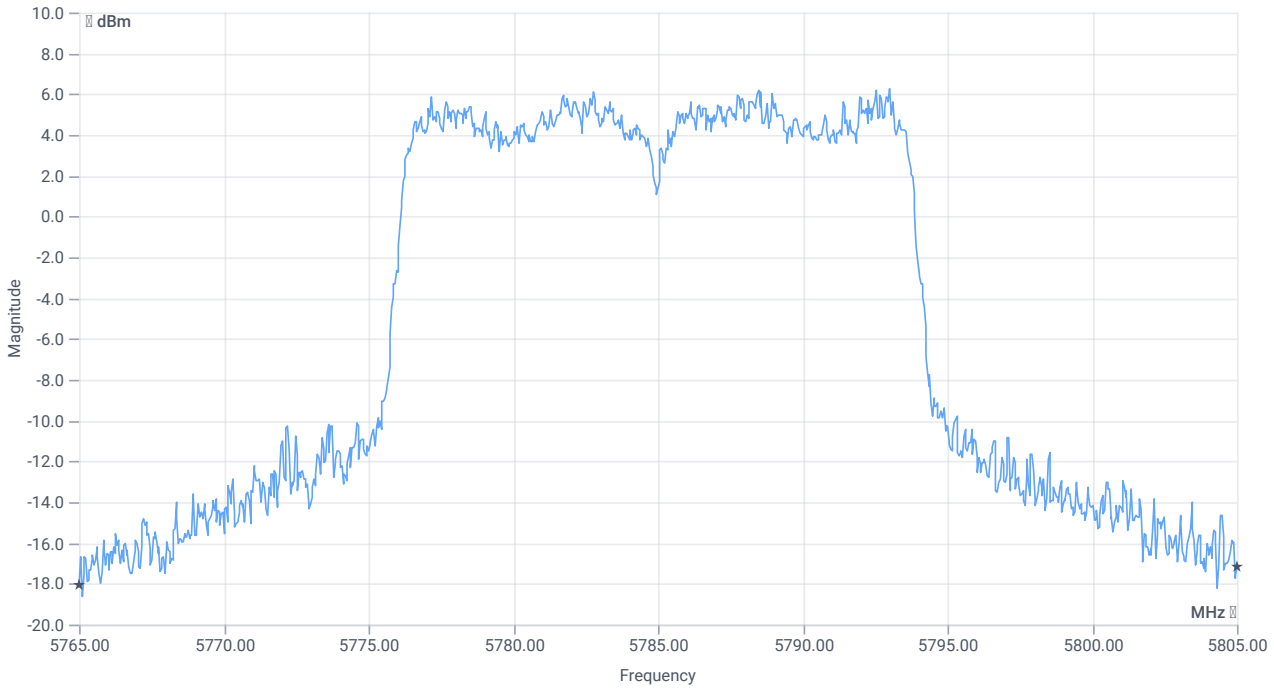

BW 26dB

RESULT

DESCRIPTION	LOWER LIMIT	UPPER LIMIT	MEASURED	UNIT	VERDICT
Bandwidth 26dB	---	---	40	MHz	INFO
T1 26dB	---	---	5765.0000	MHz	INFO
T2 26dB	---	---	5805.0000	MHz	INFO

Maximum Output Power

READ SA SETTINGS:

RefLevel [dBm] | RefLevelOffset [dB] | InpAtt [dB]	23.03 | 12.95 | 25
Start [MHz] | Stop [MHz]	5765.000 | 5805.000
RBW [MHz] | VBW [MHz]	1.000000 | 3.000000
Detector | TraceMode	RMS | MAXH
Sweep: time [ms] | count | points per Section | type	5370 | 1 | 161 | SWE

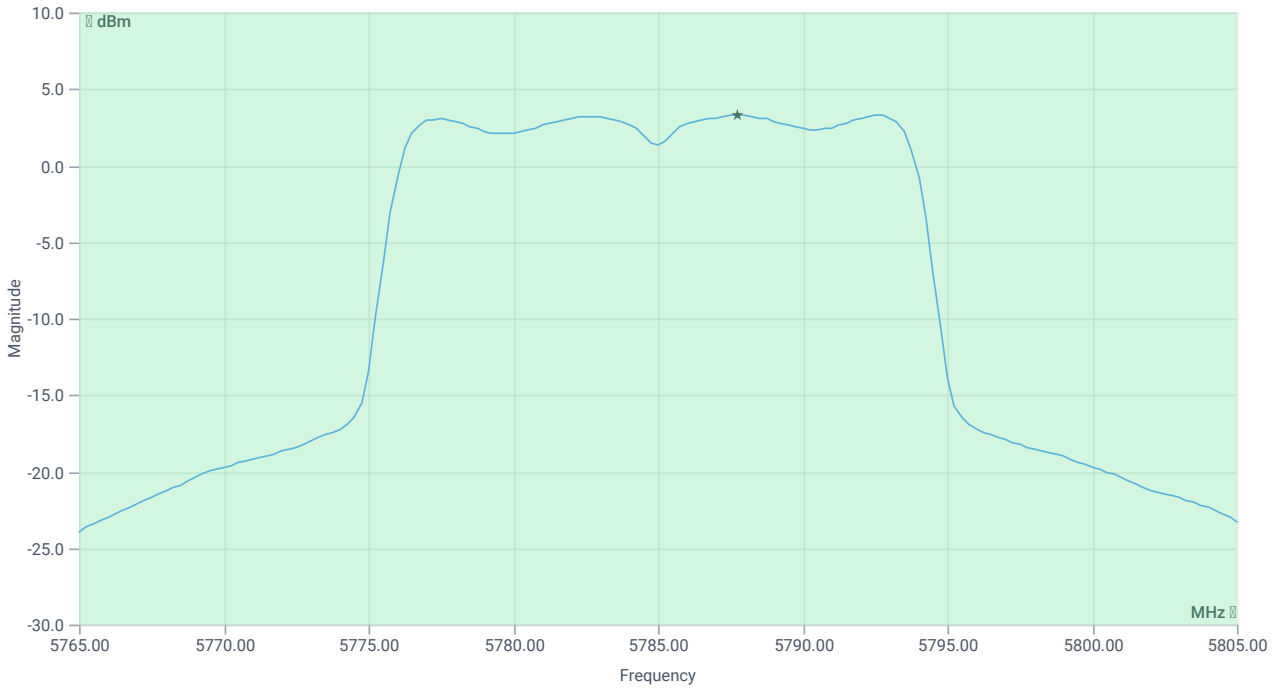

Max OP and PSD

RESULT

CONDUCTED LIMITS FOR MAX ANTENNA GAIN OF 6 D BI					
Description	Lower Limit	Upper Limit	Measured	Unit	Verdict
Max output power cond	---	---	15.03	dBm	INFO
Duty cycle correction	---	---	0	dB	INFO
LIMIT absolute:					
Max output power DC corrected cond	---	30	15.03	dBm	PASS
LIMIT: 11 dBm + 10 log 40					
Max output power DC corrected cond	---	27.02	15.03	dBm	na

Power Spectral Density U-NII-3

READ SA SETTINGS:

RefLevel [dBm] | RefLevelOffset [dB] | InpAtt [dB]	23.03 | 12.95 | 30
Start [MHz] | Stop [MHz]	5765.000 | 5805.000
RBW [MHz] | VBW [MHz]	0.500000 | 3.000000
Detector | TraceMode	RMS | MAXH
Sweep: time [ms] | count | points per Section | type	5370 | 1 | 161 | SWE

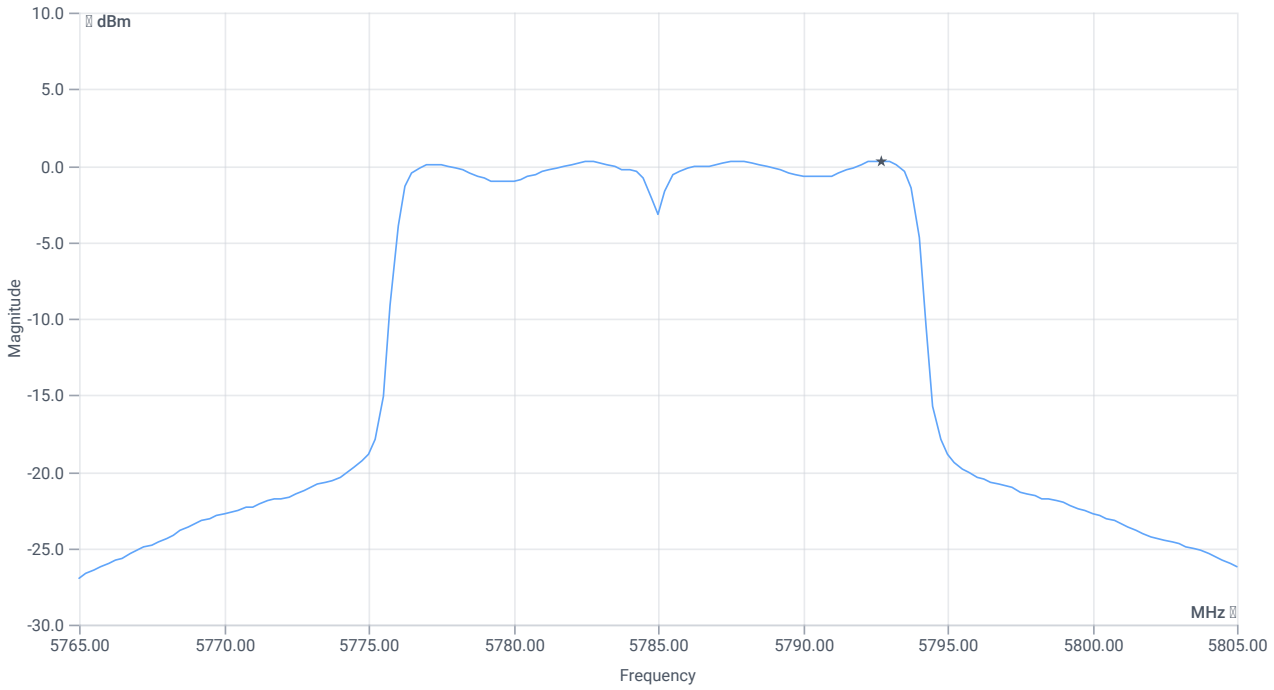

PSD UNII-3

RESULT

CONDUCTED LIMITS FOR MAX ANTENNA GAIN OF 6 D BI					
Description	Lower Limit	Upper Limit	Measured	Unit	Verdict
Power spectral density cond	---	---	0.32	dBm/0.5MHz	INFO
Duty cycle correction	---	---	0	dB	INFO
Power spectral density DC corrected cond	---	30	0.32	dBm/0.5MHz	PASS

Verdict
PASS

FCC 15.407 # Max output power and psd ~ WLAN5Gx ac-VHT20 mode U-NII-3

References

TC start	12.06.2024 08:25:26
Ambit temp [°C] | humidity [rel%]	23.3 | 35
System version	5.0.5.0
Standard | Version	FCC 15.407 | NI
Method	KDB789033 D02, F., E.2.e.
Description	FCC 15.407 Max Output Power & PSD - WLAN5Gx ac-VHT20 mode U-NII-3
Information	

EUT Common Settings WLAN5Gx

Number of antenna ports	2
User Interaction	No
Device class U-NII-1 (FCC)	AP outdoor
Limit W52 japan	Standard
TPC supported	No
Vehicle use (ISED)	No

Equipment

Signal analyzer,Rohde&Schwarz,FSV-40,1307.9002K40/101042,3.70
Switch matrix,cetecom advanced GmbH,USM,B002,1.0.0

Test Parameter

Technology to test	WLAN5Gx ac-VHT20 mode
EUT port	EUT1
Temperature	nom
Voltage	nom
Frequency low to test	False | Freq [MHz] 5745
Frequency mid to test	False | Freq [MHz] 5785
Frequency high to test	True | Freq [MHz] 5825
Auto control enabled power supply | Climatic Box	No | No
Additional path loss [dB]	0
Full path type	EUT_SA_GEN_SIG
Full path name	EUT1.MP.SIG1/EUT1.SA/EUT1.GEN1/EUT1.GEN2/
Switch bits	00010001:00010001:00000000:00000001

Test at TX 5825 MHz

RESULT: Reference power cond.

DESCRIPTION	LOWER LIMIT	UPPER LIMIT	MEASURED	UNIT	VERDICT
Ref. power 1MHz/1MHz cond.	---	---	11.63	dBm	INFO
Ref. frequency	---	---	5827.200	MHz	INFO

Evaluation max. duty cycle

DUTY CYCLE EVALUATION

DESCRIPTION	LOWER LIMIT	UPPER LIMIT	MEASURED	UNIT	VERDICT
No enough bursts detected, duty cycle burst ratio set to 1					
Duty cycle (burst ratio) max	---	---	1	---	INFO
Duty cycle max	---	---	0	dB	INFO
Duty cycle (burst ratio) min	---	---	1	---	INFO
Duty cycle min	---	---	0	dB	INFO

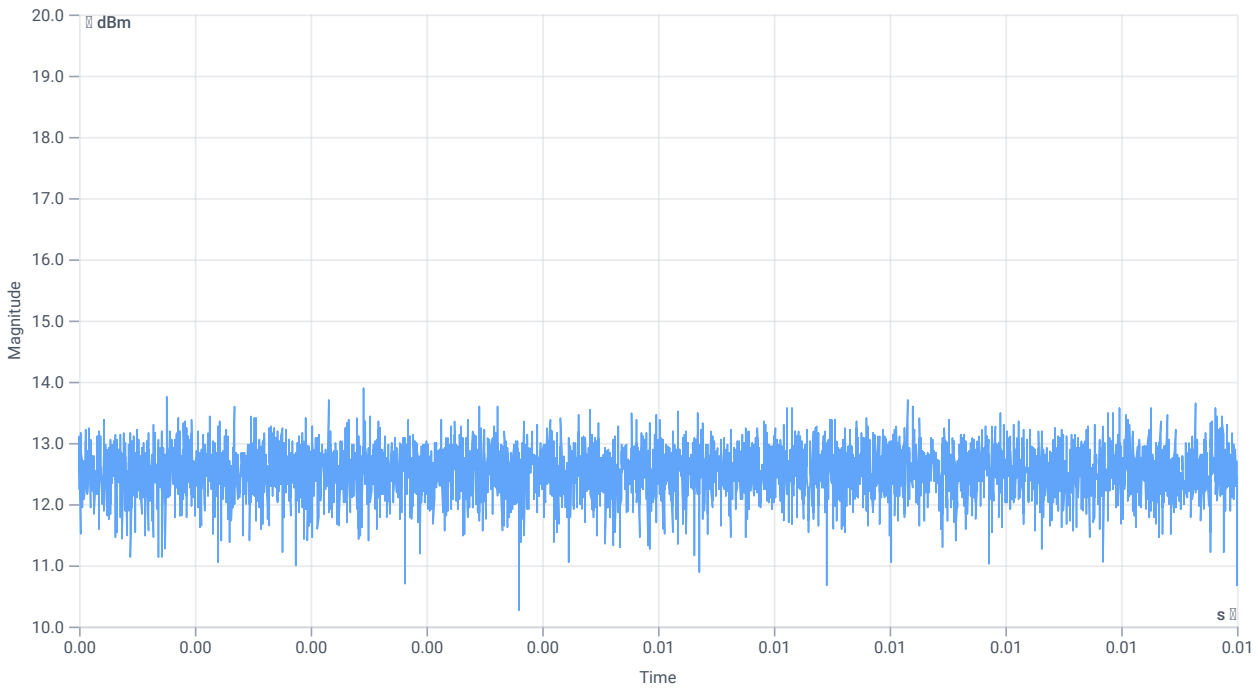

Duty cycle

Evaluation bandwidth

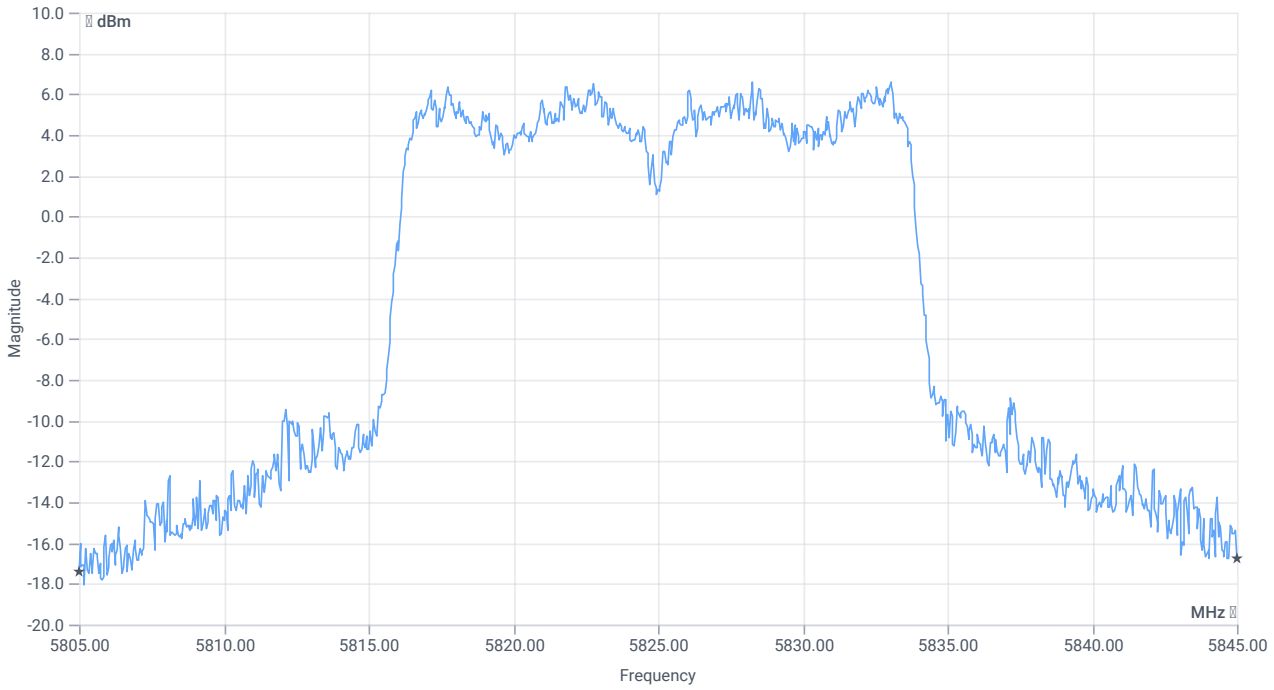

BW 26dB

RESULT

DESCRIPTION	LOWER LIMIT	UPPER LIMIT	MEASURED	UNIT	VERDICT
Bandwidth 26dB	---	---	40	MHz	INFO
T1 26dB	---	---	5805.0000	MHz	INFO
T2 26dB	---	---	5845.0000	MHz	INFO

Maximum Output Power

READ SA SETTINGS:

RefLevel [dBm] | RefLevelOffset [dB] | InpAtt [dB]	23.63 | 12.88 | 25
Start [MHz] | Stop [MHz]	5805.000 | 5845.000
RBW [MHz] | VBW [MHz]	1.000000 | 3.000000
Detector | TraceMode	RMS | MAXH
Sweep: time [ms] | count | points per Section | type	5370 | 1 | 161 | SWE

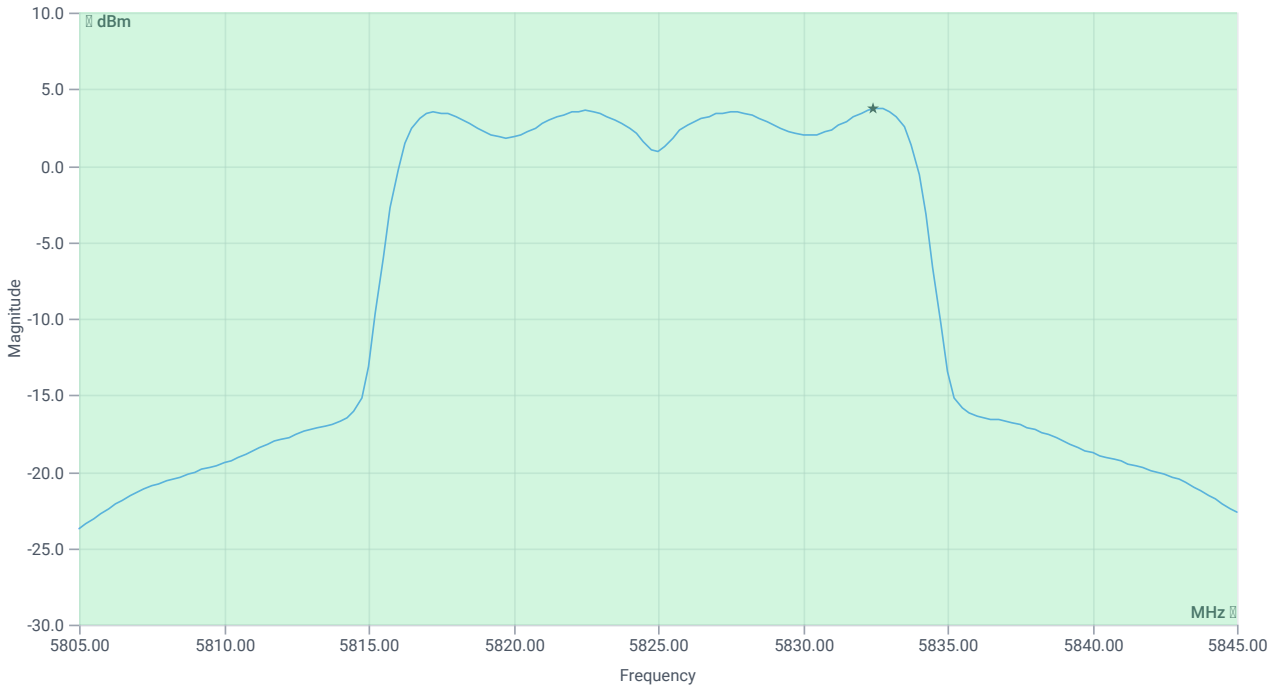

Max OP and PSD

RESULT

CONDUCTED LIMITS FOR MAX ANTENNA GAIN OF 6 D BI					
Description	Lower Limit	Upper Limit	Measured	Unit	Verdict
Max output power cond	---	---	15.13	dBm	INFO
Duty cycle correction	---	---	0	dB	INFO
LIMIT absolute:					
Max output power DC corrected cond	---	30	15.13	dBm	PASS
LIMIT: 11 dBm + 10 log 40					
Max output power DC corrected cond	---	27.02	15.13	dBm	na

Power Spectral Density U-NII-3

READ SA SETTINGS:

RefLevel [dBm] | RefLevelOffset [dB] | InpAtt [dB]	23.63 | 12.88 | 30
Start [MHz] | Stop [MHz]	5805.000 | 5845.000
RBW [MHz] | VBW [MHz]	0.500000 | 3.000000
Detector | TraceMode	RMS | MAXH
Sweep: time [ms] | count | points per Section | type	5370 | 1 | 161 | SWE

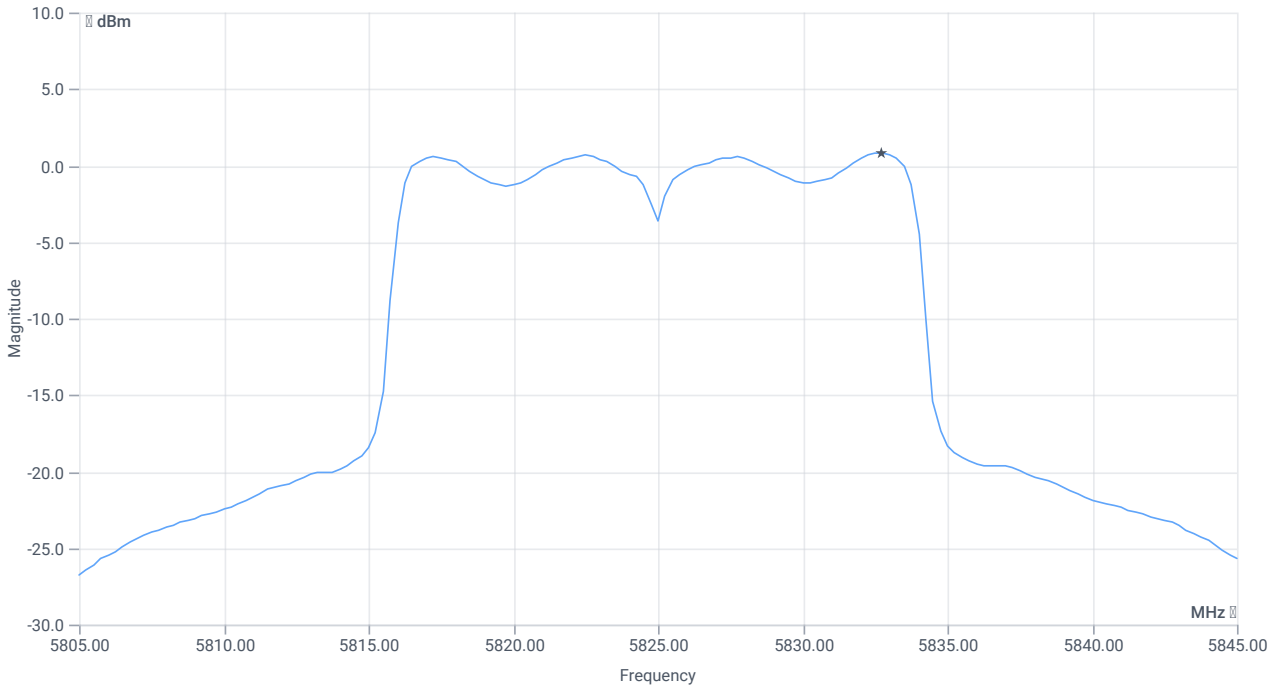

PSD UNII-3

RESULT

CONDUCTED LIMITS FOR MAX ANTENNA GAIN OF 6 D BI					
Description	Lower Limit	Upper Limit	Measured	Unit	Verdict
Power spectral density cond	---	---	0.81	dBm/0.5MHz	INFO
Duty cycle correction	---	---	0	dB	INFO
Power spectral density DC corrected cond	---	30	0.81	dBm/0.5MHz	PASS

Verdict
PASS

FCC 15.407 # Max output power and psd ~ WLAN5Gx ac-VHT20 mode U-NII-3

References

TC start	12.06.2024 13:46:29
Ambit temp [°C] | humidity [rel%]	25.4 | 29
System version	5.0.5.0
Standard | Version	FCC 15.407 | NI
Method	KDB789033 D02, F., E.2.e.
Description	FCC 15.407 Max Output Power & PSD - WLAN5Gx ac-VHT20 mode U-NII-3
Information	

EUT Common Settings WLAN5Gx

Number of antenna ports	2
User Interaction	No
Device class U-NII-1 (FCC)	AP outdoor
Limit W52 japan	Standard
TPC supported	No
Vehicle use (ISED)	No

Equipment

Signal analyzer,Rohde&Schwarz,FSV-40,1307.9002K40/101042,3.70
Switch matrix,cetecom advanced GmbH,USM,B002,1.0.0

Test Parameter

Technology to test	WLAN5Gx ac-VHT20 mode
EUT port	EUT2
Temperature	nom
Voltage	nom
Frequency low to test	True | Freq [MHz] 5745
Frequency mid to test	False | Freq [MHz] 5785
Frequency high to test	False | Freq [MHz] 5825
Auto control enabled power supply | Climatic Box	No | No
Additional path loss [dB]	0
Full path type	EUT_SA_GEN_SIG
Full path name	EUT2.MP.SIG1/EUT2.SA/EUT2.GEN1/EUT2.GEN2/
Switch bits	00100010:00010001:00000000:00000001

Test at TX 5745 MHz

RESULT: Reference power cond.

DESCRIPTION	LOWER LIMIT	UPPER LIMIT	MEASURED	UNIT	VERDICT
Ref. power 1MHz/1MHz cond.	---	---	10.29	dBm	INFO
Ref. frequency	---	---	5748.400	MHz	INFO

Evaluation max. duty cycle

DUTY CYCLE EVALUATION

DESCRIPTION	LOWER LIMIT	UPPER LIMIT	MEASURED	UNIT	VERDICT
No enough bursts detected, duty cycle burst ratio set to 1					
Duty cycle (burst ratio) max	---	---	1	---	INFO
Duty cycle max	---	---	0	dB	INFO
Duty cycle (burst ratio) min	---	---	1	---	INFO
Duty cycle min	---	---	0	dB	INFO

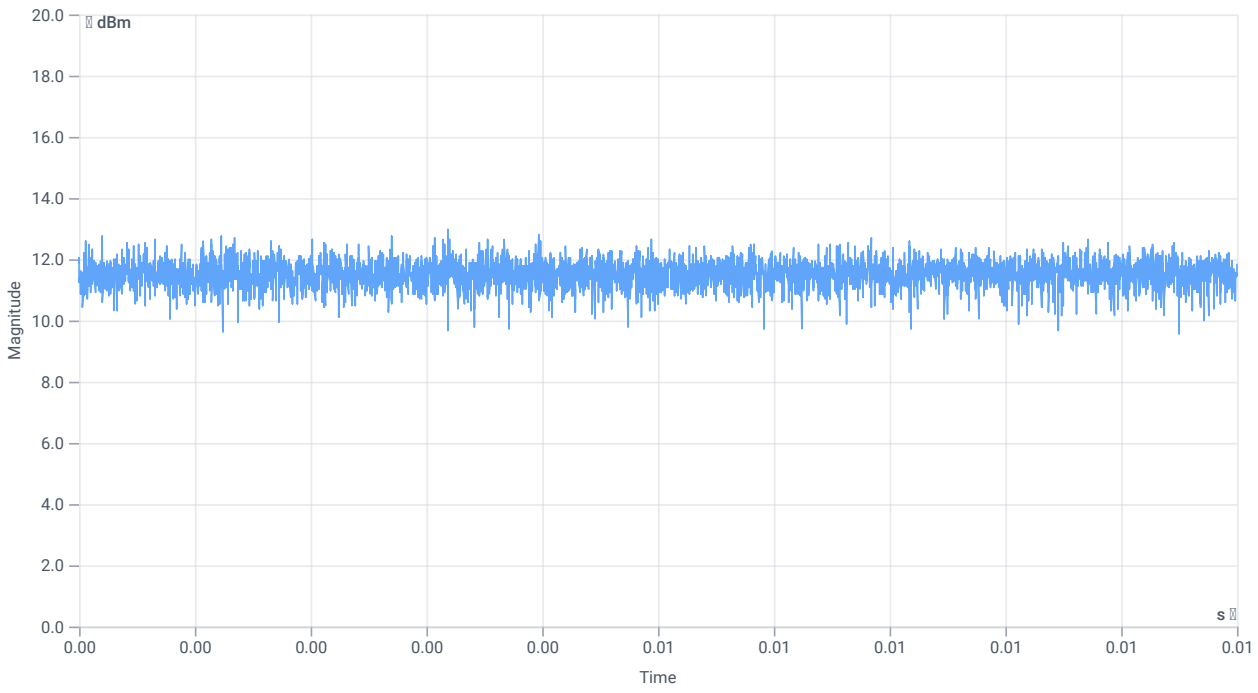

Duty cycle

Evaluation bandwidth

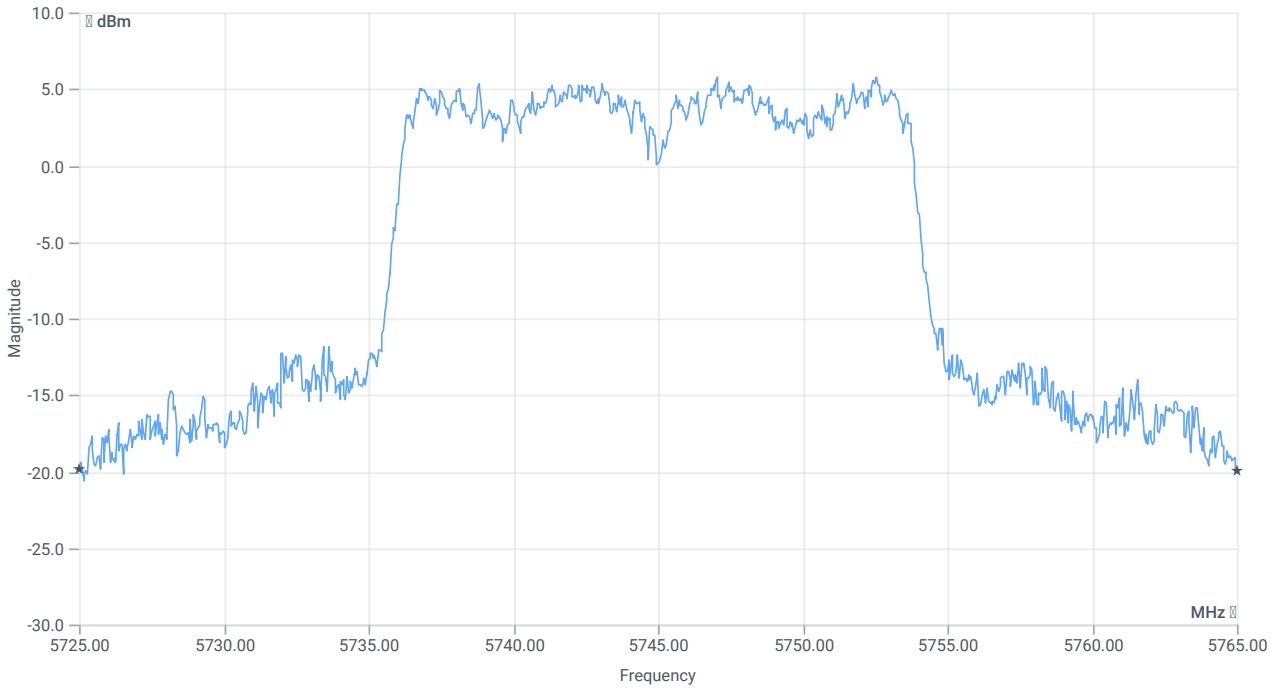

BW 26dB

RESULT

DESCRIPTION	LOWER LIMIT	UPPER LIMIT	MEASURED	UNIT	VERDICT
Bandwidth 26dB	---	---	40	MHz	INFO
T1 26dB	---	---	5725.0000	MHz	INFO
T2 26dB	---	---	5765.0000	MHz	INFO

Maximum Output Power

READ SA SETTINGS:

RefLevel [dBm] | RefLevelOffset [dB] | InpAtt [dB]	22.29 | 12.78 | 25
Start [MHz] | Stop [MHz]	5725.000 | 5765.000
RBW [MHz] | VBW [MHz]	1.000000 | 3.000000
Detector | TraceMode	RMS | MAXH
Sweep: time [ms] | count | points per Section | type	5370 | 1 | 161 | SWE

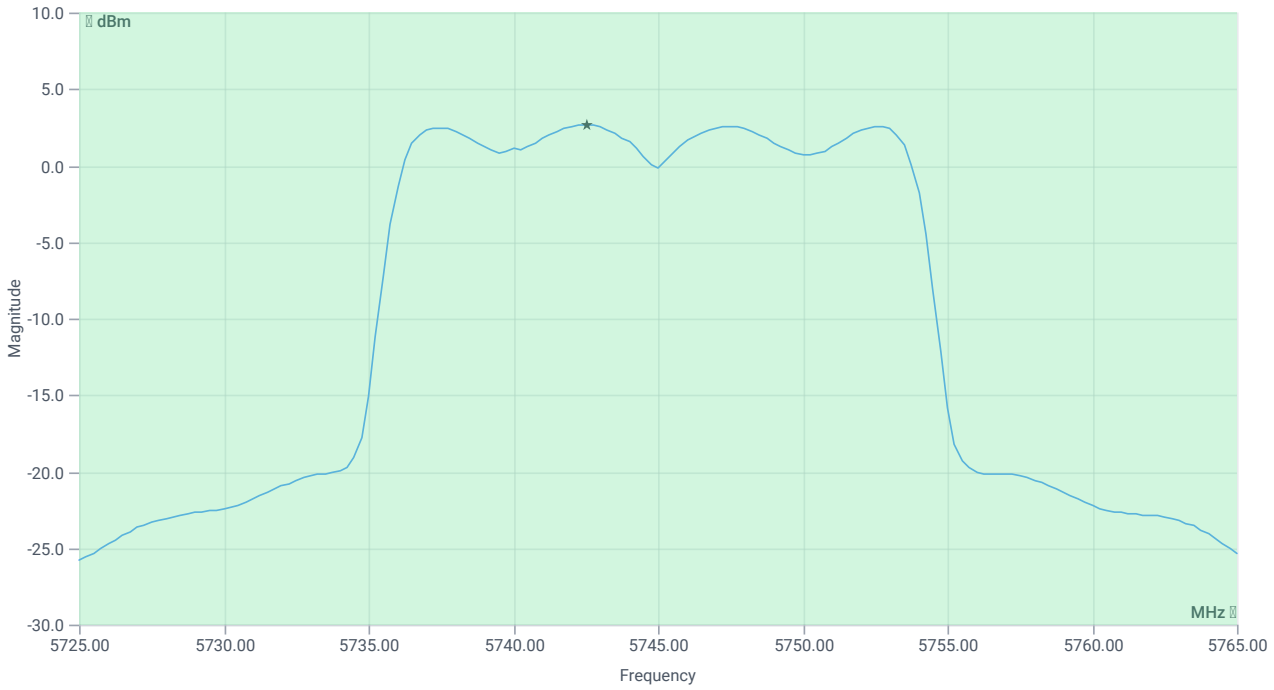

Max OP and PSD

RESULT

CONDUCTED LIMITS FOR MAX ANTENNA GAIN OF 6 D BI					
Description	Lower Limit	Upper Limit	Measured	Unit	Verdict
Max output power cond	---	---	14.08	dBm	INFO
Duty cycle correction	---	---	0	dB	INFO
LIMIT absolute:					
Max output power DC corrected cond	---	30	14.08	dBm	PASS
LIMIT: 11 dBm + 10 log 40					
Max output power DC corrected cond	---	27.02	14.08	dBm	na

Power Spectral Density U-NII-3

READ SA SETTINGS:

RefLevel [dBm] | RefLevelOffset [dB] | InpAtt [dB]	22.29 | 12.78 | 25
Start [MHz] | Stop [MHz]	5725.000 | 5765.000
RBW [MHz] | VBW [MHz]	0.500000 | 3.000000
Detector | TraceMode	RMS | MAXH
Sweep: time [ms] | count | points per Section | type	5370 | 1 | 161 | SWE

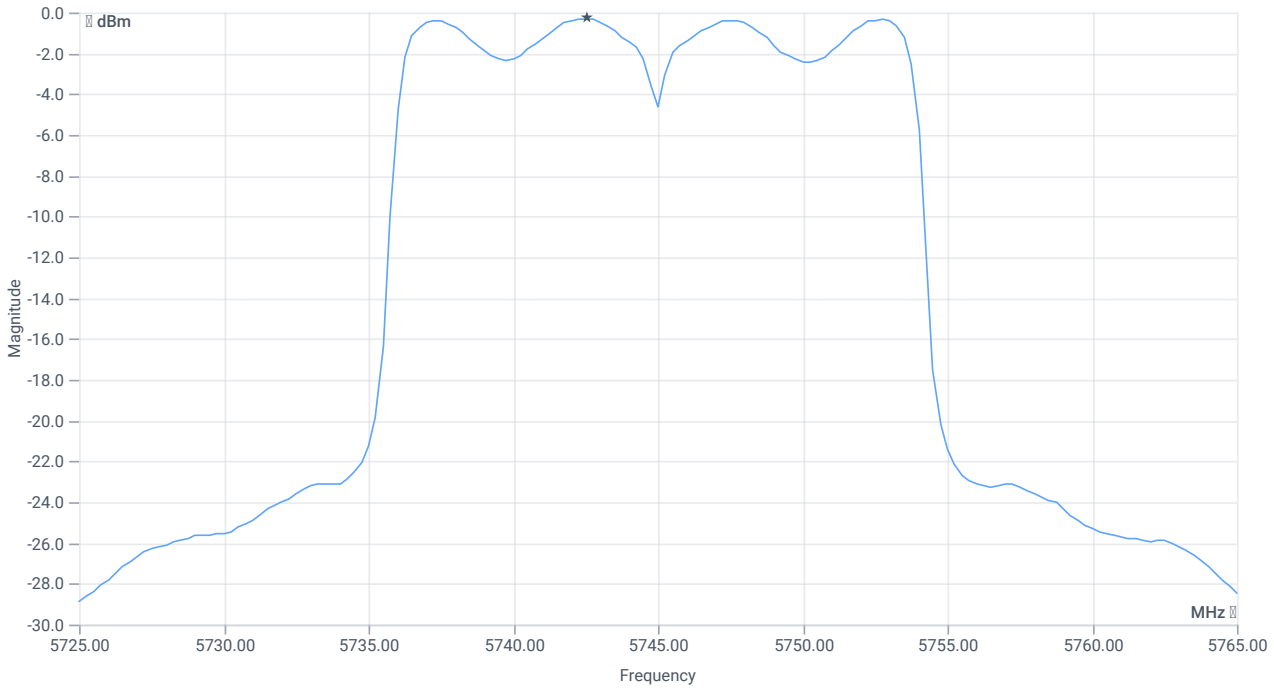

PSD UNII-3

RESULT

CONDUCTED LIMITS FOR MAX ANTENNA GAIN OF 6 D BI					
Description	Lower Limit	Upper Limit	Measured	Unit	Verdict
Power spectral density cond	---	---	-0.28	dBm/0.5MHz	INFO
Duty cycle correction	---	---	0	dB	INFO
Power spectral density DC corrected cond	---	30	-0.28	dBm/0.5MHz	PASS

Verdict
PASS

FCC 15.407 # Max output power and psd ~ WLAN5Gx ac-VHT20 mode U-NII-3

References

TC start	12.06.2024 13:59:50
Ambit temp [°C] | humidity [rel%]	25.4 | 28
System version	5.0.5.0
Standard | Version	FCC 15.407 | NI
Method	KDB789033 D02, F., E.2.e.
Description	FCC 15.407 Max Output Power & PSD - WLAN5Gx ac-VHT20 mode U-NII-3
Information	

EUT Common Settings WLAN5Gx

Number of antenna ports	2
User Interaction	No
Device class U-NII-1 (FCC)	AP outdoor
Limit W52 japan	Standard
TPC supported	No
Vehicle use (ISED)	No

Equipment

Signal analyzer,Rohde&Schwarz,FSV-40,1307.9002K40/101042,3.70
Switch matrix,cetecom advanced GmbH,USM,B002,1.0.0

Test Parameter

Technology to test	WLAN5Gx ac-VHT20 mode
EUT port	EUT2
Temperature	nom
Voltage	nom
Frequency low to test	False | Freq [MHz] 5745
Frequency mid to test	True | Freq [MHz] 5785
Frequency high to test	False | Freq [MHz] 5825
Auto control enabled power supply | Climatic Box	No | No
Additional path loss [dB]	0
Full path type	EUT_SA_GEN_SIG
Full path name	EUT2.MP.SIG1/EUT2.SA/EUT2.GEN1/EUT2.GEN2/
Switch bits	00100010:00010001:00000000:00000001

Test at TX 5785 MHz

RESULT: Reference power cond.

DESCRIPTION	LOWER LIMIT	UPPER LIMIT	MEASURED	UNIT	VERDICT
Ref. power 1MHz/1MHz cond.	---	---	10.22	dBm	INFO
Ref. frequency	---	---	5780.000	MHz	INFO

Evaluation max. duty cycle

DUTY CYCLE EVALUATION

DESCRIPTION	LOWER LIMIT	UPPER LIMIT	MEASURED	UNIT	VERDICT
No enough bursts detected, duty cycle burst ratio set to 1					
Duty cycle (burst ratio) max	---	---	1	---	INFO
Duty cycle max	---	---	0	dB	INFO
Duty cycle (burst ratio) min	---	---	1	---	INFO
Duty cycle min	---	---	0	dB	INFO

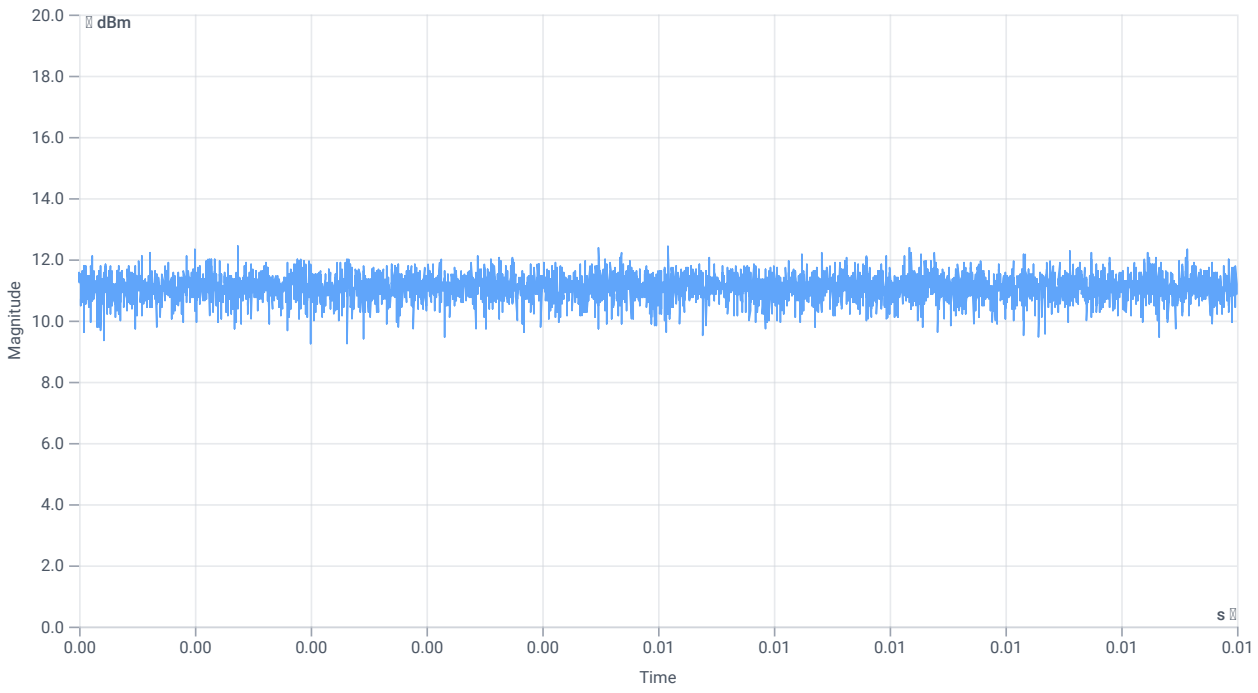

Duty cycle

Evaluation bandwidth

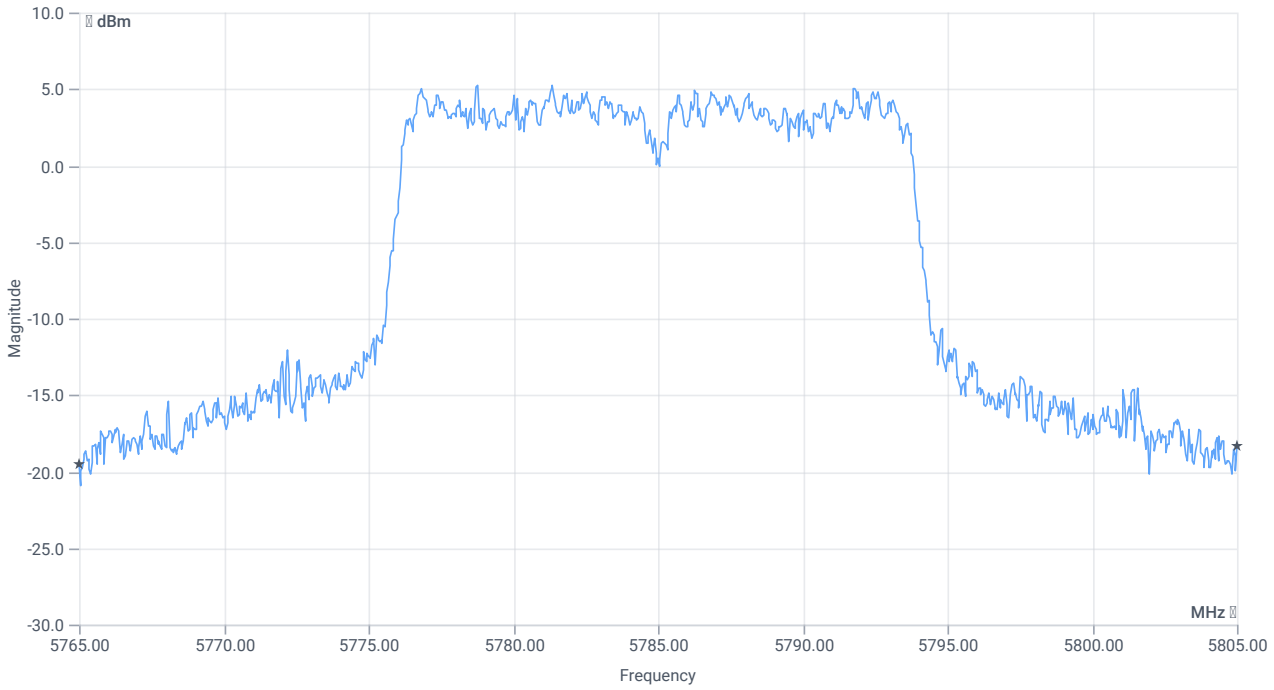

BW 26dB

RESULT

DESCRIPTION	LOWER LIMIT	UPPER LIMIT	MEASURED	UNIT	VERDICT
Bandwidth 26dB	---	---	40	MHz	INFO
T1 26dB	---	---	5765.0000	MHz	INFO
T2 26dB	---	---	5805.0000	MHz	INFO

Maximum Output Power

READ SA SETTINGS:

RefLevel [dBm] | RefLevelOffset [dB] | InpAtt [dB]	22.22 | 12.7 | 25
Start [MHz] | Stop [MHz]	5765.000 | 5805.000
RBW [MHz] | VBW [MHz]	1.000000 | 3.000000
Detector | TraceMode	RMS | MAXH
Sweep: time [ms] | count | points per Section | type	5370 | 1 | 161 | SWE

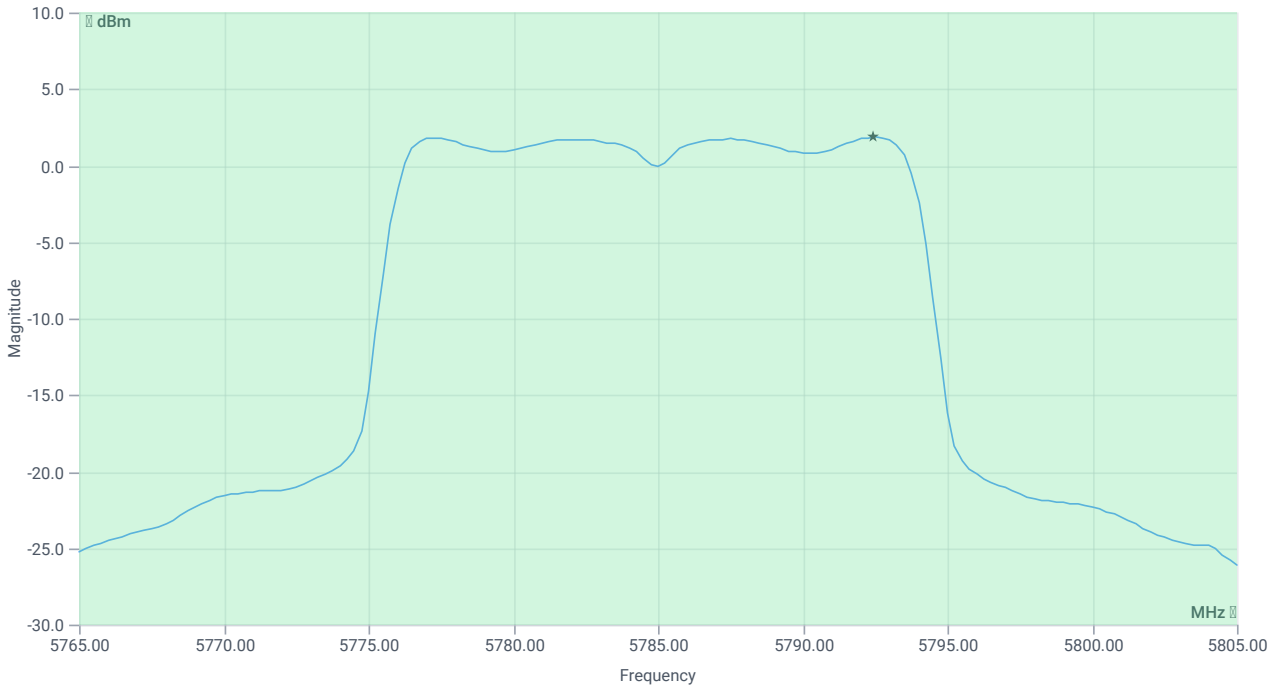

Max OP and PSD

RESULT

CONDUCTED LIMITS FOR MAX ANTENNA GAIN OF 6 D BI					
Description	Lower Limit	Upper Limit	Measured	Unit	Verdict
Max output power cond	---	---	13.63	dBm	INFO
Duty cycle correction	---	---	0	dB	INFO
LIMIT absolute:					
Max output power DC corrected cond	---	30	13.63	dBm	PASS
LIMIT: 11 dBm + 10 log 40					
Max output power DC corrected cond	---	27.02	13.63	dBm	na

Power Spectral Density U-NII-3

READ SA SETTINGS:

RefLevel [dBm] | RefLevelOffset [dB] | InpAtt [dB]	22.22 | 12.7 | 25
Start [MHz] | Stop [MHz]	5765.000 | 5805.000
RBW [MHz] | VBW [MHz]	0.500000 | 3.000000
Detector | TraceMode	RMS | MAXH
Sweep: time [ms] | count | points per Section | type	5370 | 1 | 161 | SWE

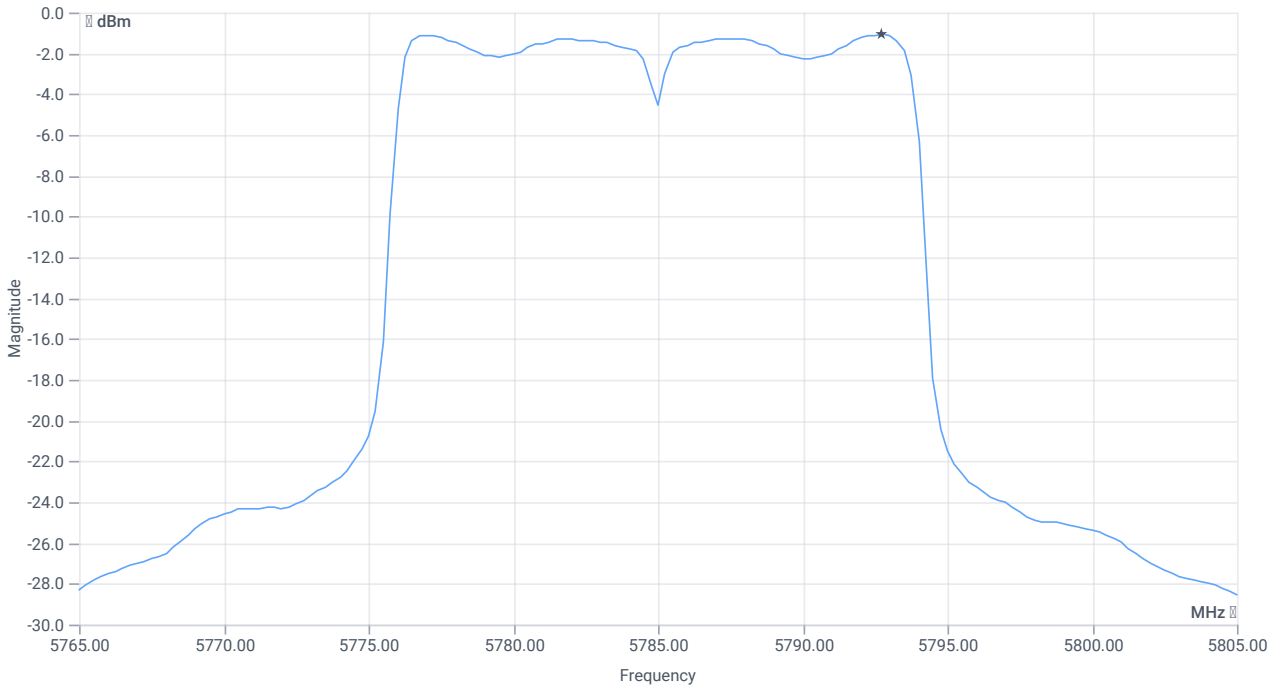

PSD UNII-3

RESULT

CONDUCTED LIMITS FOR MAX ANTENNA GAIN OF 6 D BI					
Description	Lower Limit	Upper Limit	Measured	Unit	Verdict
Power spectral density cond	---	---	-1.09	dBm/0.5MHz	INFO
Duty cycle correction	---	---	0	dB	INFO
Power spectral density DC corrected cond	---	30	-1.09	dBm/0.5MHz	PASS

Verdict
PASS

FCC 15.407 # Max output power and psd ~ WLAN5Gx ac-VHT20 mode U-NII-3

References

TC start	12.06.2024 14:33:30
Ambit temp [°C] | humidity [rel%]	25.6 | 28
System version	5.0.5.0
Standard | Version	FCC 15.407 | NI
Method	KDB789033 D02, F., E.2.e.
Description	FCC 15.407 Max Output Power & PSD - WLAN5Gx ac-VHT20 mode U-NII-3
Information	

EUT Common Settings WLAN5Gx

Number of antenna ports	2
User Interaction	No
Device class U-NII-1 (FCC)	AP outdoor
Limit W52 japan	Standard
TPC supported	No
Vehicle use (ISED)	No

Equipment

Signal analyzer,Rohde&Schwarz,FSV-40,1307.9002K40/101042,3.70
Switch matrix,cetecom advanced GmbH,USM,B002,1.0.0

Test Parameter

Technology to test	WLAN5Gx ac-VHT20 mode
EUT port	EUT2
Temperature	nom
Voltage	nom
Frequency low to test	False | Freq [MHz] 5745
Frequency mid to test	False | Freq [MHz] 5785
Frequency high to test	True | Freq [MHz] 5825
Auto control enabled power supply | Climatic Box	No | No
Additional path loss [dB]	0
Full path type	EUT_SA_GEN_SIG
Full path name	EUT2.MP.SIG1/EUT2.SA/EUT2.GEN1/EUT2.GEN2/
Switch bits	00100010:00010001:00000000:00000001

Test at TX 5825 MHz

RESULT: Reference power cond.

DESCRIPTION	LOWER LIMIT	UPPER LIMIT	MEASURED	UNIT	VERDICT
Ref. power 1MHz/1MHz cond.	---	---	10.41	dBm	INFO
Ref. frequency	---	---	5821.800	MHz	INFO

Evaluation max. duty cycle

DUTY CYCLE EVALUATION

DESCRIPTION	LOWER LIMIT	UPPER LIMIT	MEASURED	UNIT	VERDICT
No enough bursts detected, duty cycle burst ratio set to 1					
Duty cycle (burst ratio) max	---	---	1	---	INFO
Duty cycle max	---	---	0	dB	INFO
Duty cycle (burst ratio) min	---	---	1	---	INFO
Duty cycle min	---	---	0	dB	INFO

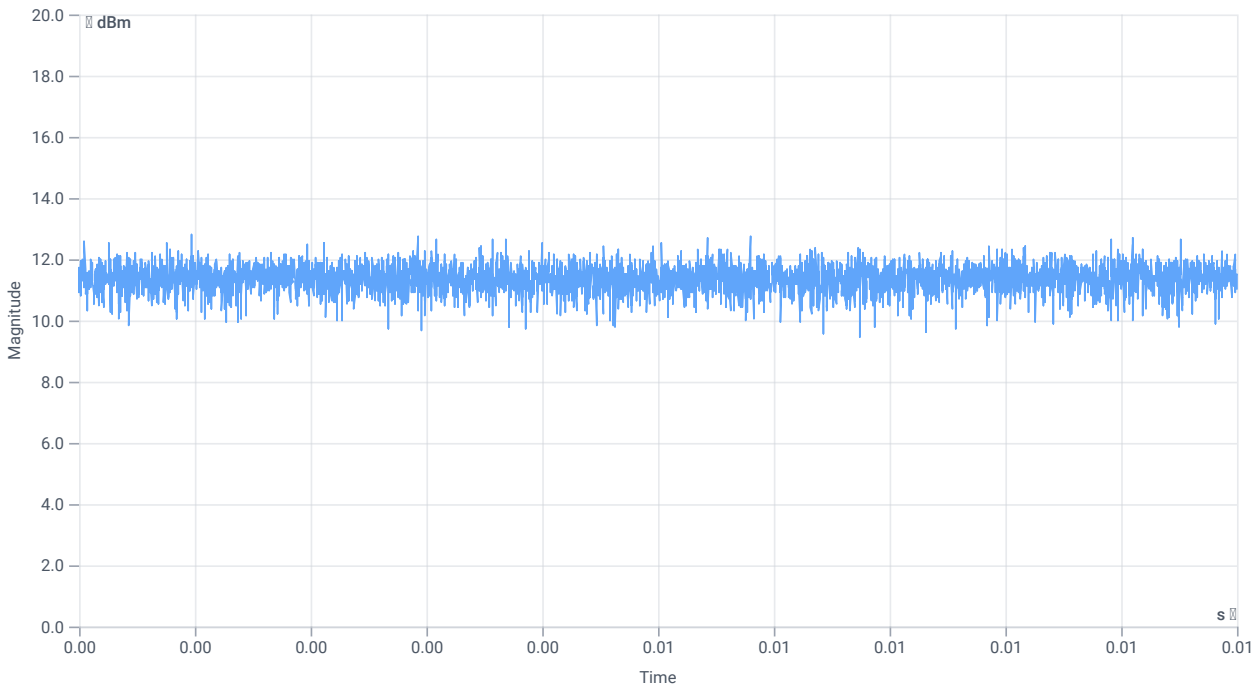

Duty cycle

Evaluation bandwidth

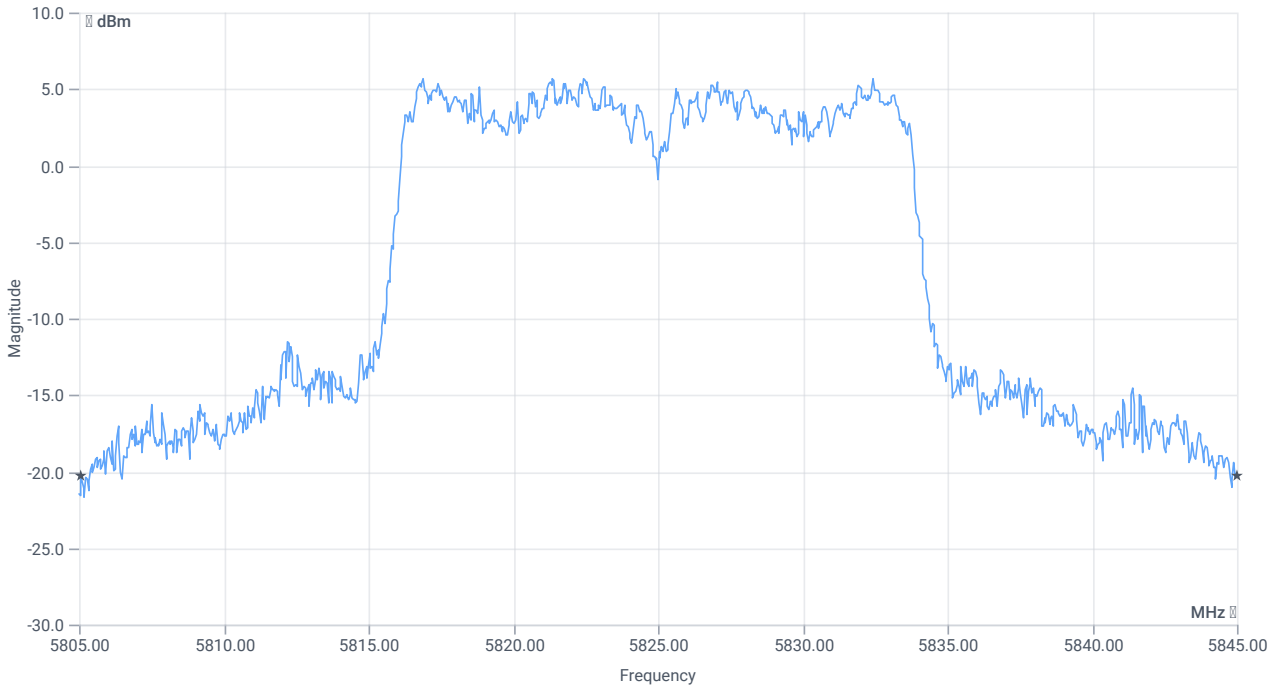

BW 26dB

RESULT

DESCRIPTION	LOWER LIMIT	UPPER LIMIT	MEASURED	UNIT	VERDICT
Bandwidth 26dB	---	---	39.92	MHz	INFO
T1 26dB	---	---	5805.0800	MHz	INFO
T2 26dB	---	---	5845.0000	MHz	INFO

Maximum Output Power

READ SA SETTINGS:

RefLevel [dBm] | RefLevelOffset [dB] | InpAtt [dB]	22.41 | 12.73 | 25
Start [MHz] | Stop [MHz]	5805.000 | 5845.000
RBW [MHz] | VBW [MHz]	1.000000 | 3.000000
Detector | TraceMode	RMS | MAXH
Sweep: time [ms] | count | points per Section | type	5370 | 1 | 161 | SWE

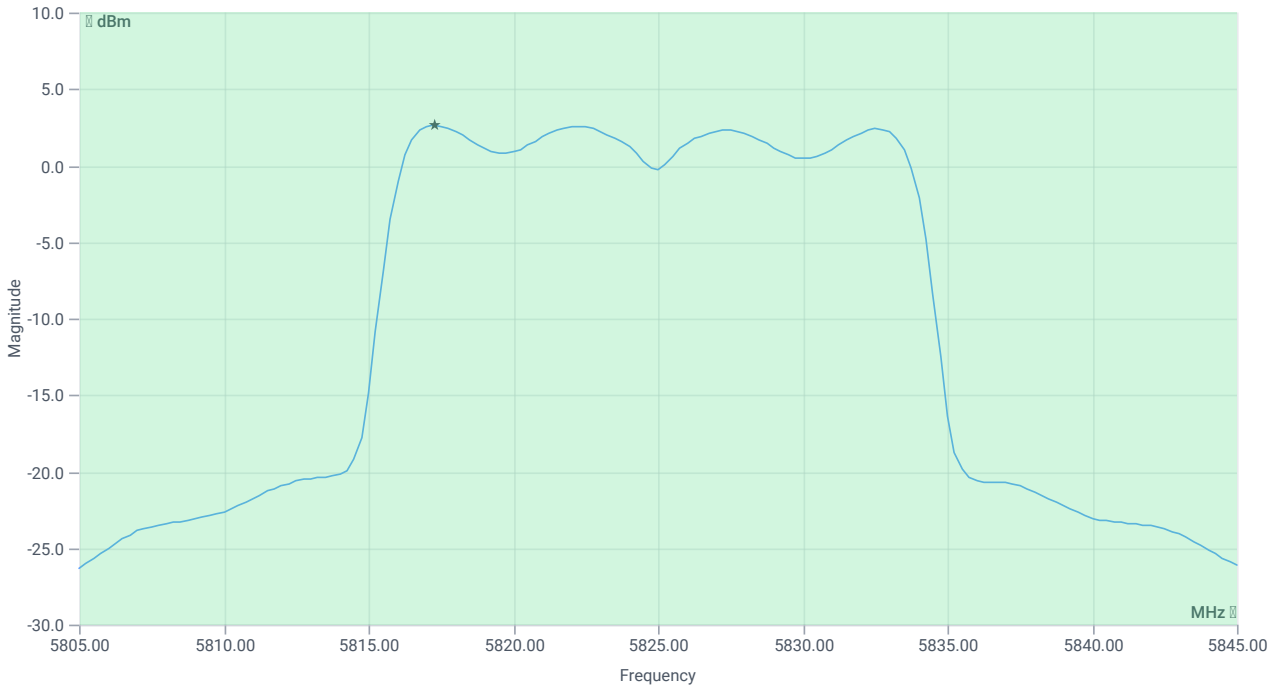

Max OP and PSD

RESULT

CONDUCTED LIMITS FOR MAX ANTENNA GAIN OF 6 D BI					
Description	Lower Limit	Upper Limit	Measured	Unit	Verdict
Max output power cond	---	---	13.94	dBm	INFO
Duty cycle correction	---	---	0	dB	INFO
LIMIT absolute:					
Max output power DC corrected cond	---	30	13.94	dBm	PASS
LIMIT: 11 dBm + 10 log 39.92					
Max output power DC corrected cond	---	27.01	13.94	dBm	na

Power Spectral Density U-NII-3

READ SA SETTINGS:

RefLevel [dBm] | RefLevelOffset [dB] | InpAtt [dB]	22.41 | 12.73 | 25
Start [MHz] | Stop [MHz]	5805.000 | 5845.000
RBW [MHz] | VBW [MHz]	0.500000 | 3.000000
Detector | TraceMode	RMS | MAXH
Sweep: time [ms] | count | points per Section | type	5370 | 1 | 161 | SWE

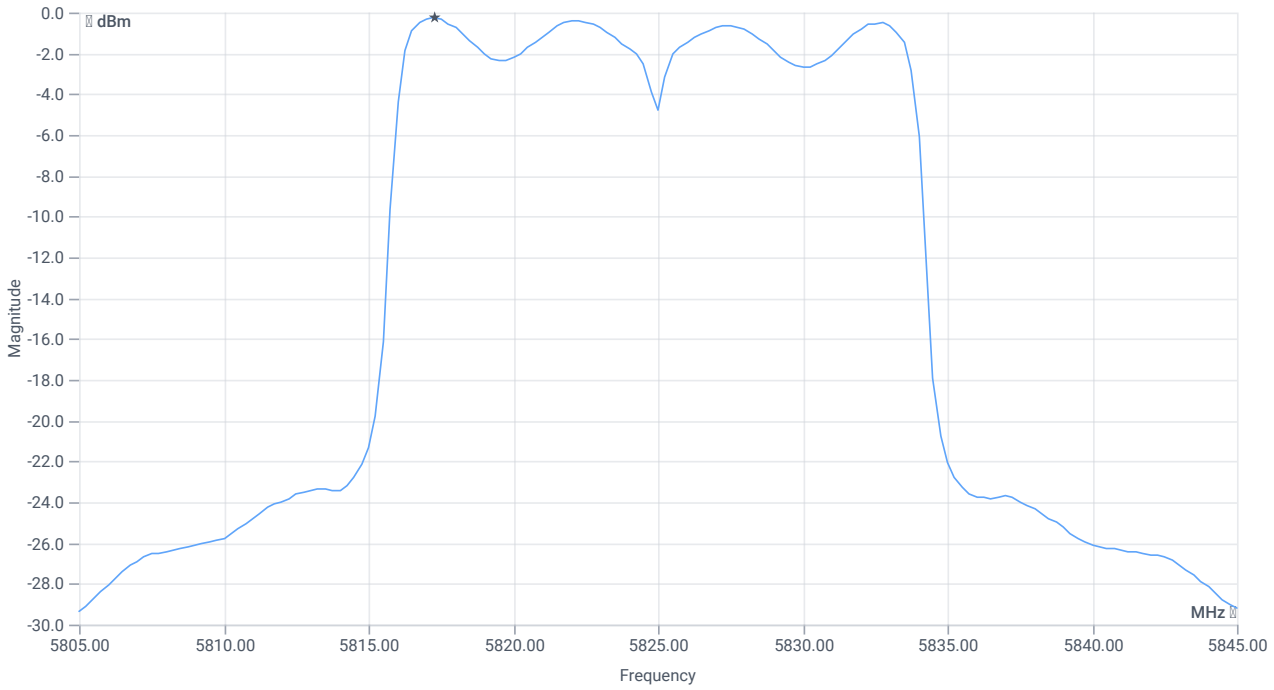

PSD UNII-3

RESULT

CONDUCTED LIMITS FOR MAX ANTENNA GAIN OF 6 D BI					
Description	Lower Limit	Upper Limit	Measured	Unit	Verdict
Power spectral density cond	---	---	-0.25	dBm/0.5MHz	INFO
Duty cycle correction	---	---	0	dB	INFO
Power spectral density DC corrected cond	---	30	-0.25	dBm/0.5MHz	PASS

Verdict
PASS

FCC 15.407 # Max output power and psd ~ WLAN5Gx ac-VHT40 mode U-NII-3

References

TC start	12.06.2024 08:42:49
Ambit temp [°C] | humidity [rel%]	23.4 | 35
System version	5.0.5.0
Standard | Version	FCC 15.407 | NI
Method	KDB789033 D02, F., E.2.e.
Description	FCC 15.407 Max Output Power & PSD - WLAN5Gx ac-VHT40 mode U-NII-3
Information	

EUT Common Settings WLAN5Gx

Number of antenna ports	2
User Interaction	No
Device class U-NII-1 (FCC)	AP outdoor
Limit W52 japan	Standard
TPC supported	No
Vehicle use (ISED)	No

Equipment

Signal analyzer,Rohde&Schwarz,FSV-40,1307.9002K40/101042,3.70
Switch matrix,cetecom advanced GmbH,USM,B002,1.0.0

Test Parameter

Technology to test	WLAN5Gx ac-VHT40 mode
EUT port	EUT1
Temperature	nom
Voltage	nom
Frequency low to test	True | Freq [MHz] 5755
Frequency mid to test	False | Freq [MHz] 0
Frequency high to test	False | Freq [MHz] 5795
Auto control enabled power supply | Climatic Box	No | No
Additional path loss [dB]	0
Full path type	EUT_SA_GEN_SIG
Full path name	EUT1.MP.SIG1/EUT1.SA/EUT1.GEN1/EUT1.GEN2/
Switch bits	00010001:00010001:00000000:00000001

Test at TX 5755 MHz

RESULT: Reference power cond.

DESCRIPTION	LOWER LIMIT	UPPER LIMIT	MEASURED	UNIT	VERDICT
Ref. power 1MHz/1MHz cond.	---	---	8.51	dBm	INFO
Ref. frequency	---	---	5769.190	MHz	INFO

Evaluation max. duty cycle

DUTY CYCLE EVALUATION

DESCRIPTION	LOWER LIMIT	UPPER LIMIT	MEASURED	UNIT	VERDICT
No enough bursts detected, duty cycle burst ratio set to 1					
Duty cycle (burst ratio) max	---	---	1	---	INFO
Duty cycle max	---	---	0	dB	INFO
Duty cycle (burst ratio) min	---	---	1	---	INFO
Duty cycle min	---	---	0	dB	INFO

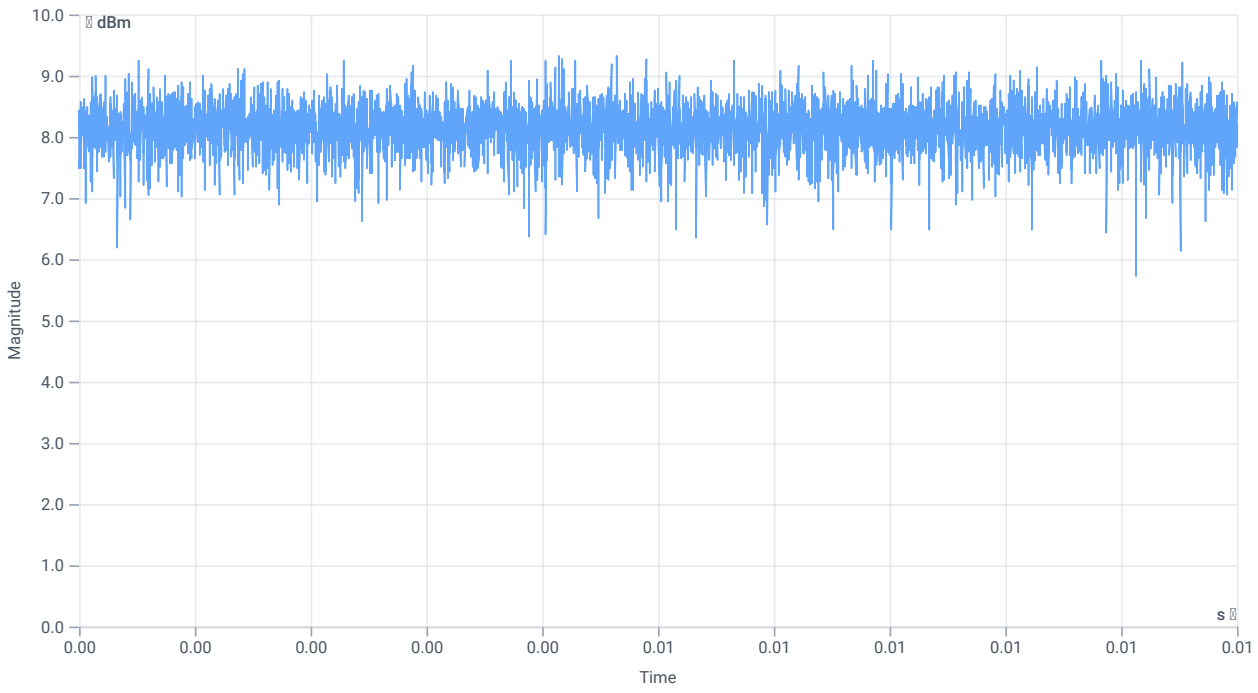

Duty cycle

Evaluation bandwidth

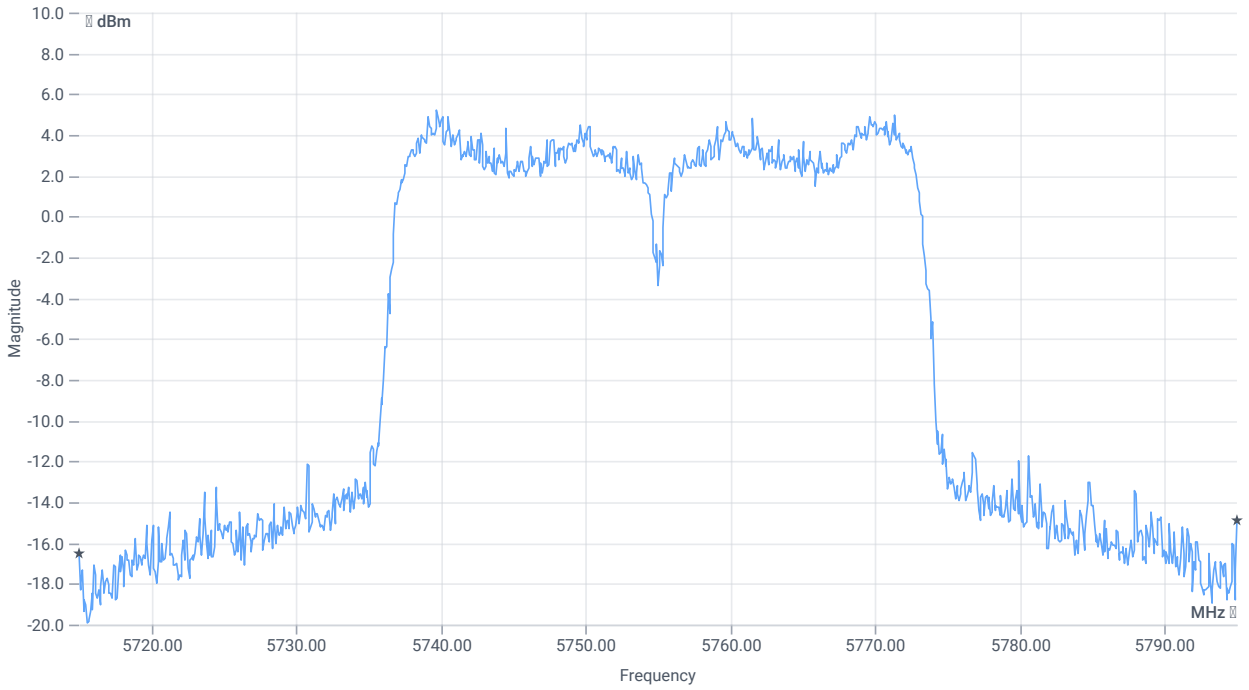

BW 26dB

RESULT

DESCRIPTION	LOWER LIMIT	UPPER LIMIT	MEASURED	UNIT	VERDICT
Bandwidth 26dB	---	---	80	MHz	INFO
T1 26dB	---	---	5715.0000	MHz	INFO
T2 26dB	---	---	5795.0000	MHz	INFO

Maximum Output Power

READ SA SETTINGS:

RefLevel [dBm] | RefLevelOffset [dB] | InpAtt [dB]	20.51 | 12.86 | 25
Start [MHz] | Stop [MHz]	5715.000 | 5795.000
RBW [MHz] | VBW [MHz]	1.000000 | 3.000000
Detector | TraceMode	RMS | MAXH
Sweep: time [ms] | count | points per Section | type	5370 | 1 | 161 | SWE

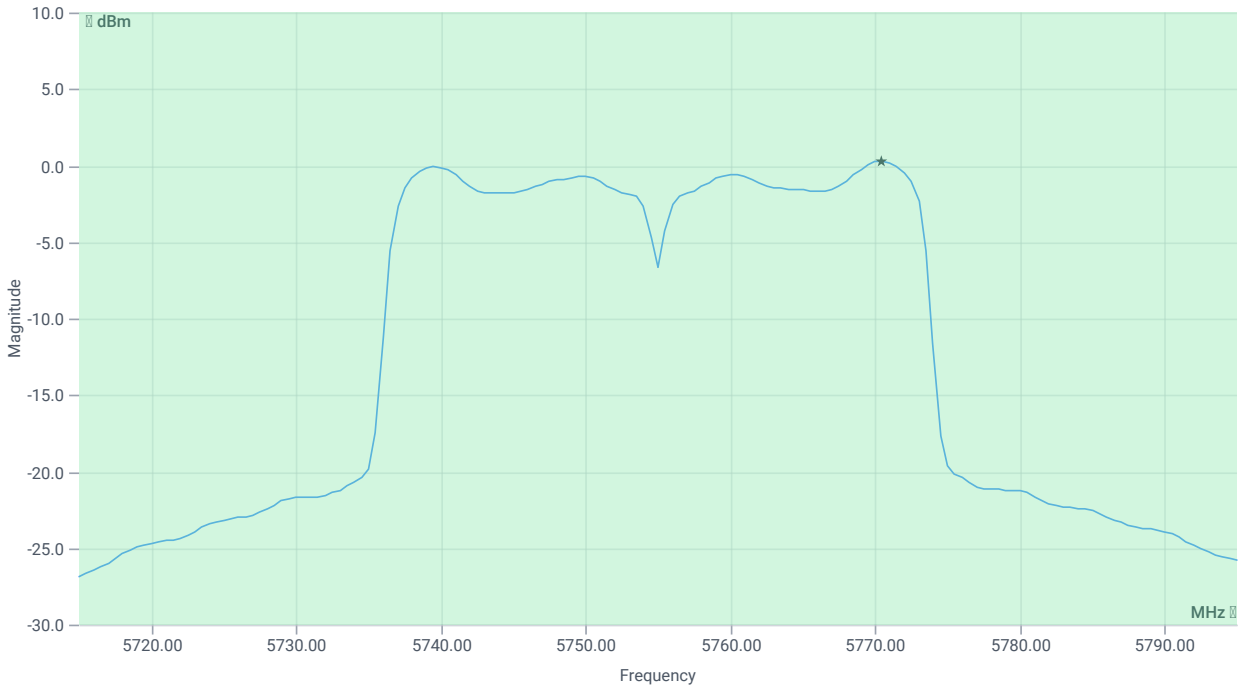

Max OP and PSD

RESULT

CONDUCTED LIMITS FOR MAX ANTENNA GAIN OF 6 D BI					
Description	Lower Limit	Upper Limit	Measured	Unit	Verdict
Max output power cond	---	---	14.21	dBm	INFO
Duty cycle correction	---	---	0	dB	INFO
LIMIT absolute:					
Max output power DC corrected cond	---	30	14.21	dBm	PASS
LIMIT: 11 dBm + 10 log 80					
Max output power DC corrected cond	---	30.03	14.21	dBm	na

Power Spectral Density U-NII-3

READ SA SETTINGS:

RefLevel [dBm] | RefLevelOffset [dB] | InpAtt [dB]	20.51 | 12.86 | 25
Start [MHz] | Stop [MHz]	5715.000 | 5795.000
RBW [MHz] | VBW [MHz]	0.500000 | 3.000000
Detector | TraceMode	RMS | MAXH
Sweep: time [ms] | count | points per Section | type	5370 | 1 | 161 | SWE

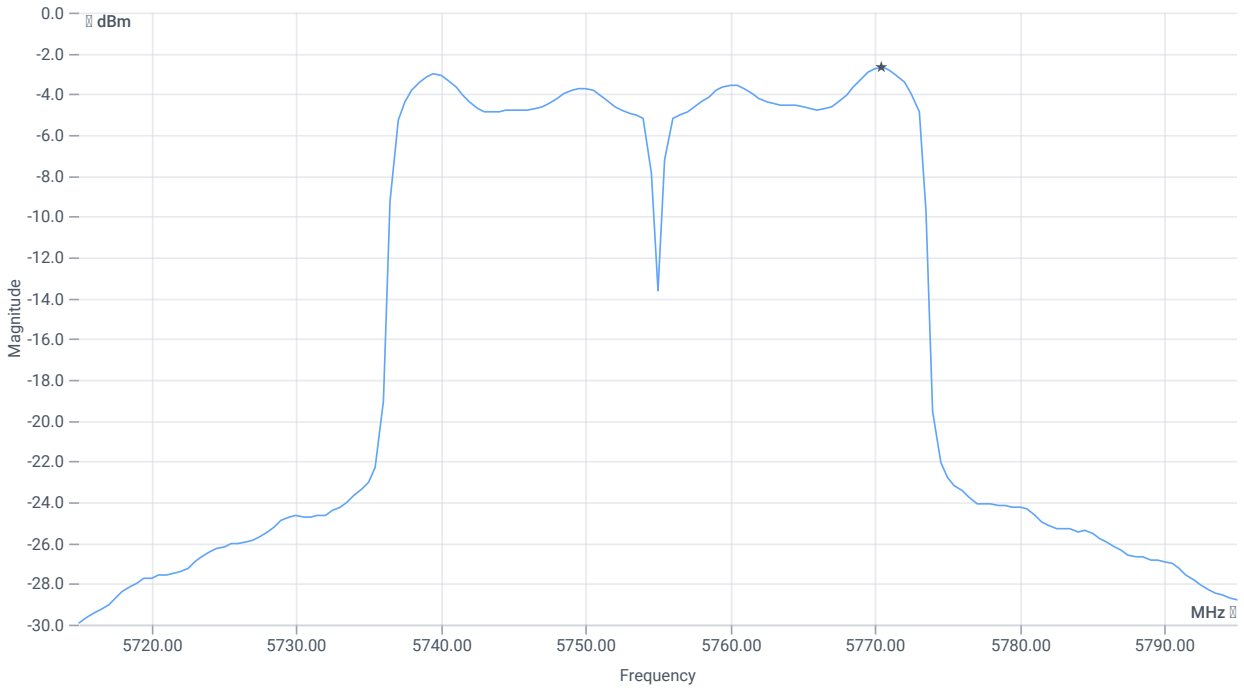

PSD UNII-3

RESULT

CONDUCTED LIMITS FOR MAX ANTENNA GAIN OF 6 D BI					
Description	Lower Limit	Upper Limit	Measured	Unit	Verdict
Power spectral density cond	---	---	-2.68	dBm/0.5MHz	INFO
Duty cycle correction	---	---	0	dB	INFO
Power spectral density DC corrected cond	---	30	-2.68	dBm/0.5MHz	PASS

Verdict
PASS

FCC 15.407 # Max output power and psd ~ WLAN5Gx ac-VHT40 mode U-NII-3

References

TC start	12.06.2024 09:04:30
Ambit temp [°C] | humidity [rel%]	23.6 | 35
System version	5.0.5.0
Standard | Version	FCC 15.407 | NI
Method	KDB789033 D02, F., E.2.e.
Description	FCC 15.407 Max Output Power & PSD - WLAN5Gx ac-VHT40 mode U-NII-3
Information	

EUT Common Settings WLAN5Gx

Number of antenna ports	2
User Interaction	No
Device class U-NII-1 (FCC)	AP outdoor
Limit W52 japan	Standard
TPC supported	No
Vehicle use (ISED)	No

Equipment

Signal analyzer,Rohde&Schwarz,FSV-40,1307.9002K40/101042,3.70
Switch matrix,cetecom advanced GmbH,USM,B002,1.0.0

Test Parameter

Technology to test	WLAN5Gx ac-VHT40 mode
EUT port	EUT1
Temperature	nom
Voltage	nom
Frequency low to test	False | Freq [MHz] 5755
Frequency mid to test	False | Freq [MHz] 0
Frequency high to test	True | Freq [MHz] 5795
Auto control enabled power supply | Climatic Box	No | No
Additional path loss [dB]	0
Full path type	EUT_SA_GEN_SIG
Full path name	EUT1.MP.SIG1/EUT1.SA/EUT1.GEN1/EUT1.GEN2/
Switch bits	00010001:00010001:00000000:00000001

Test at TX 5795 MHz

RESULT: Reference power cond.

DESCRIPTION	LOWER LIMIT	UPPER LIMIT	MEASURED	UNIT	VERDICT
Ref. power 1MHz/1MHz cond.	---	---	8.52	dBm	INFO
Ref. frequency	---	---	5780.410	MHz	INFO

Evaluation max. duty cycle

DUTY CYCLE EVALUATION

DESCRIPTION	LOWER LIMIT	UPPER LIMIT	MEASURED	UNIT	VERDICT
No enough bursts detected, duty cycle burst ratio set to 1					
Duty cycle (burst ratio) max	---	---	1	---	INFO
Duty cycle max	---	---	0	dB	INFO
Duty cycle (burst ratio) min	---	---	1	---	INFO
Duty cycle min	---	---	0	dB	INFO

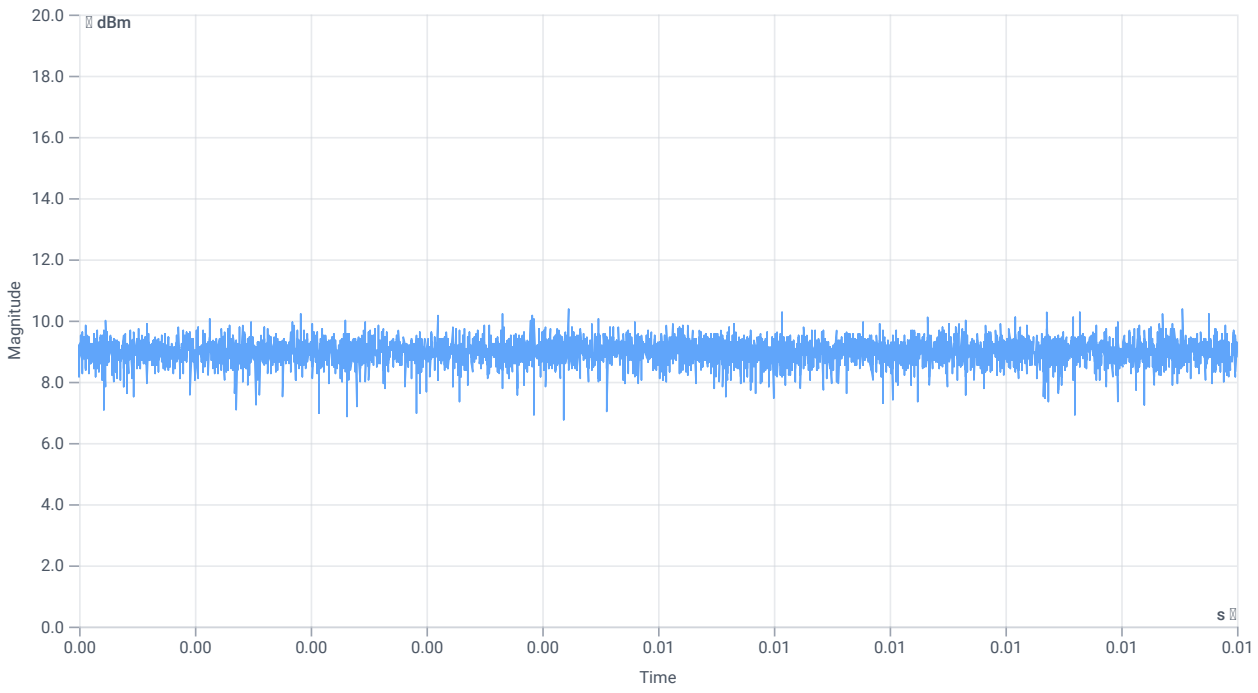

Duty cycle

Evaluation bandwidth

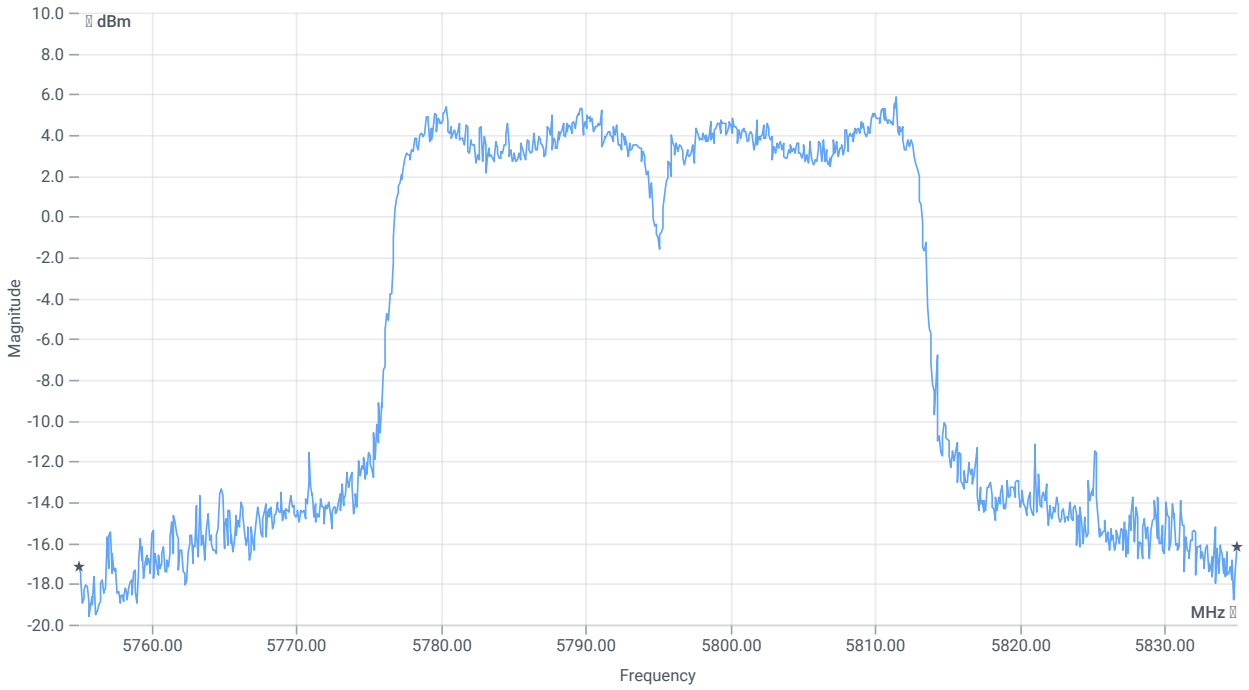

BW 26dB

RESULT

DESCRIPTION	LOWER LIMIT	UPPER LIMIT	MEASURED	UNIT	VERDICT
Bandwidth 26dB	---	---	80	MHz	INFO
T1 26dB	---	---	5755.0000	MHz	INFO
T2 26dB	---	---	5835.0000	MHz	INFO

Maximum Output Power

READ SA SETTINGS:

RefLevel [dBm] | RefLevelOffset [dB] | InpAtt [dB]	20.52 | 12.97 | 25
Start [MHz] | Stop [MHz]	5755.000 | 5835.000
RBW [MHz] | VBW [MHz]	1.000000 | 3.000000
Detector | TraceMode	RMS | MAXH
Sweep: time [ms] | count | points per Section | type	5370 | 1 | 161 | SWE

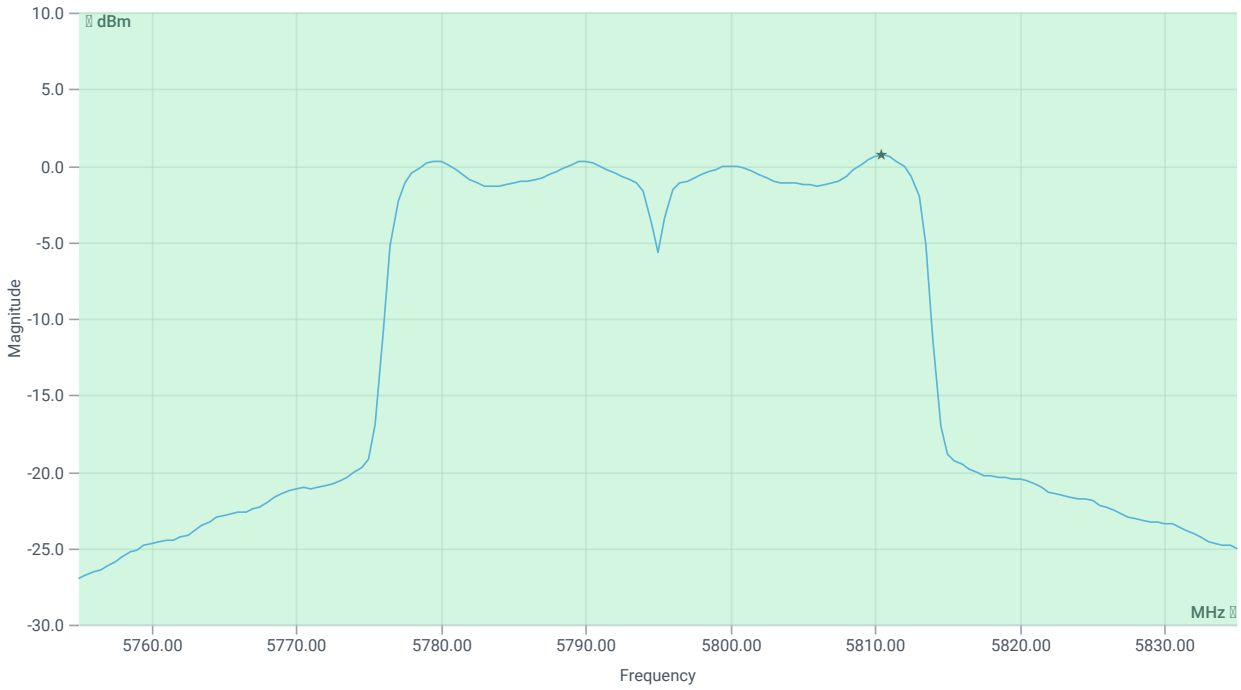

Max OP and PSD

RESULT

CONDUCTED LIMITS FOR MAX ANTENNA GAIN OF 6 D BI					
Description	Lower Limit	Upper Limit	Measured	Unit	Verdict
Max output power cond	---	---	14.76	dBm	INFO
Duty cycle correction	---	---	0	dB	INFO
LIMIT absolute:					
Max output power DC corrected cond	---	30	14.76	dBm	PASS
LIMIT: 11 dBm + 10 log 80					
Max output power DC corrected cond	---	30.03	14.76	dBm	na

Power Spectral Density U-NII-3

READ SA SETTINGS:

RefLevel [dBm] | RefLevelOffset [dB] | InpAtt [dB]	20.52 | 12.97 | 25
Start [MHz] | Stop [MHz]	5755.000 | 5835.000
RBW [MHz] | VBW [MHz]	0.500000 | 3.000000
Detector | TraceMode	RMS | MAXH
Sweep: time [ms] | count | points per Section | type	5370 | 1 | 161 | SWE

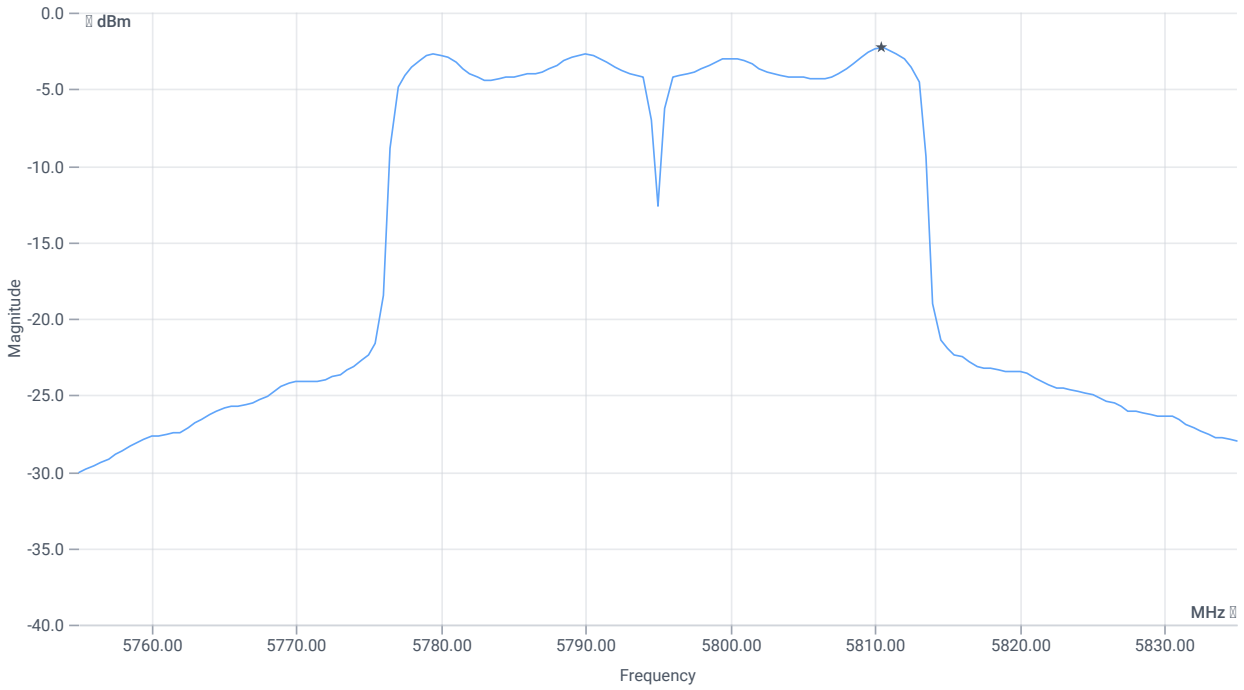

PSD UNII-3

RESULT

CONDUCTED LIMITS FOR MAX ANTENNA GAIN OF 6 D BI					
Description	Lower Limit	Upper Limit	Measured	Unit	Verdict
Power spectral density cond	---	---	-2.32	dBm/0.5MHz	INFO
Duty cycle correction	---	---	0	dB	INFO
Power spectral density DC corrected cond	---	30	-2.32	dBm/0.5MHz	PASS

Verdict
PASS

FCC 15.407 # Max output power and psd ~ WLAN5Gx ac-VHT40 mode U-NII-3

References

TC start	12.06.2024 12:23:42
Ambit temp [°C] | humidity [rel%]	24.9 | 30
System version	5.0.5.0
Standard | Version	FCC 15.407 | NI
Method	KDB789033 D02, F., E.2.e.
Description	FCC 15.407 Max Output Power & PSD - WLAN5Gx ac-VHT40 mode U-NII-3
Information	

EUT Common Settings WLAN5Gx

Number of antenna ports	2
User Interaction	No
Device class U-NII-1 (FCC)	AP outdoor
Limit W52 japan	Standard
TPC supported	No
Vehicle use (ISED)	No

Equipment

Signal analyzer,Rohde&Schwarz,FSV-40,1307.9002K40/101042,3.70
Switch matrix,cetecom advanced GmbH,USM,B002,1.0.0

Test Parameter

Technology to test	WLAN5Gx ac-VHT40 mode
EUT port	EUT2
Temperature	nom
Voltage	nom
Frequency low to test	True | Freq [MHz] 5755
Frequency mid to test	False | Freq [MHz] 0
Frequency high to test	False | Freq [MHz] 5795
Auto control enabled power supply | Climatic Box	No | No
Additional path loss [dB]	0
Full path type	EUT_SA_GEN_SIG
Full path name	EUT2.MP.SIG1/EUT2.SA/EUT2.GEN1/EUT2.GEN2/
Switch bits	00100010:00010001:00000000:00000001

Test at TX 5755 MHz

RESULT: Reference power cond.

DESCRIPTION	LOWER LIMIT	UPPER LIMIT	MEASURED	UNIT	VERDICT
Ref. power 1MHz/1MHz cond.	---	---	7.59	dBm	INFO
Ref. frequency	---	---	5739.220	MHz	INFO

Evaluation max. duty cycle

DUTY CYCLE EVALUATION

DESCRIPTION	LOWER LIMIT	UPPER LIMIT	MEASURED	UNIT	VERDICT
No enough bursts detected, duty cycle burst ratio set to 1					
Duty cycle (burst ratio) max	---	---	1	---	INFO
Duty cycle max	---	---	0	dB	INFO
Duty cycle (burst ratio) min	---	---	1	---	INFO
Duty cycle min	---	---	0	dB	INFO

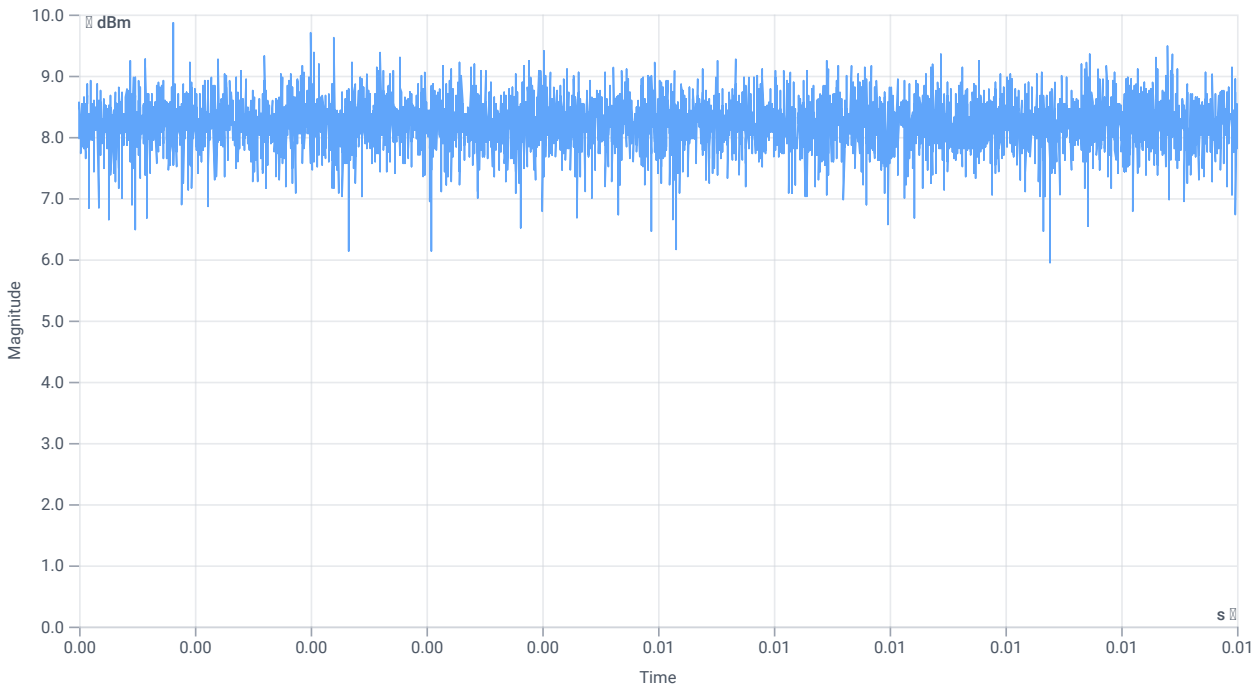

Duty cycle

Evaluation bandwidth

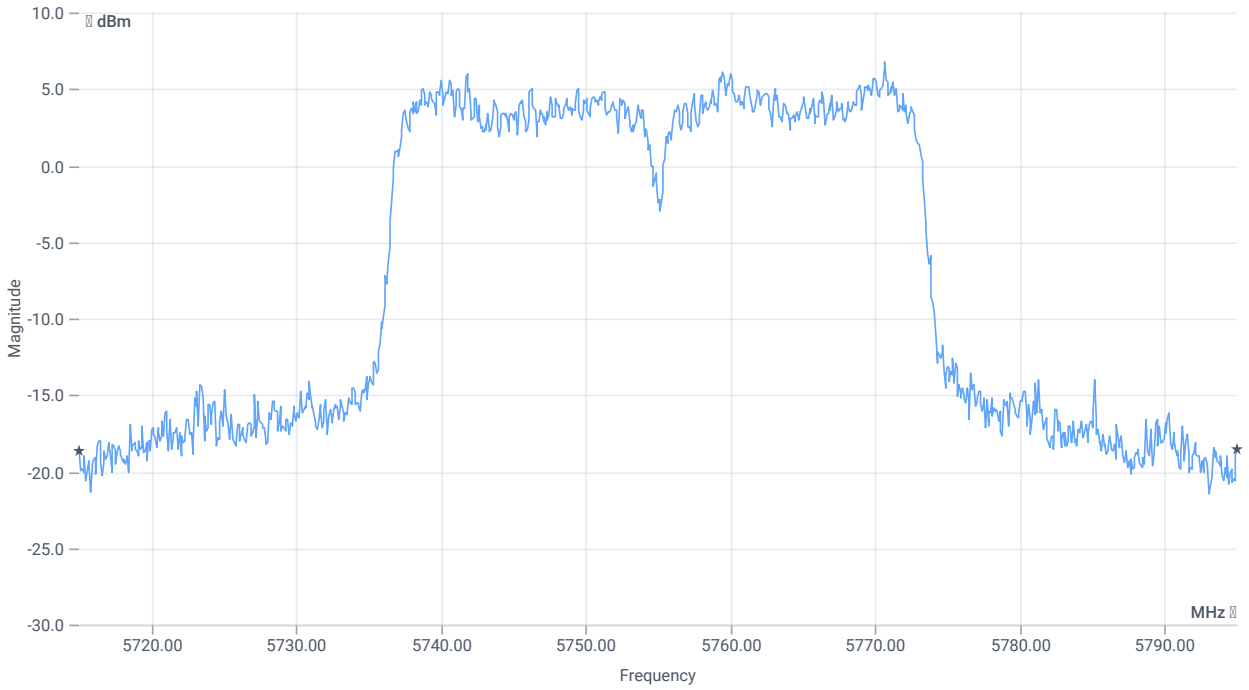

BW 26dB

RESULT

DESCRIPTION	LOWER LIMIT	UPPER LIMIT	MEASURED	UNIT	VERDICT
Bandwidth 26dB	---	---	80	MHz	INFO
T1 26dB	---	---	5715.0000	MHz	INFO
T2 26dB	---	---	5795.0000	MHz	INFO

Maximum Output Power

READ SA SETTINGS:

RefLevel [dBm] | RefLevelOffset [dB] | InpAtt [dB]	19.59 | 12.76 | 25
Start [MHz] | Stop [MHz]	5715.000 | 5795.000
RBW [MHz] | VBW [MHz]	1.000000 | 3.000000
Detector | TraceMode	RMS | MAXH
Sweep: time [ms] | count | points per Section | type	5370 | 1 | 161 | SWE

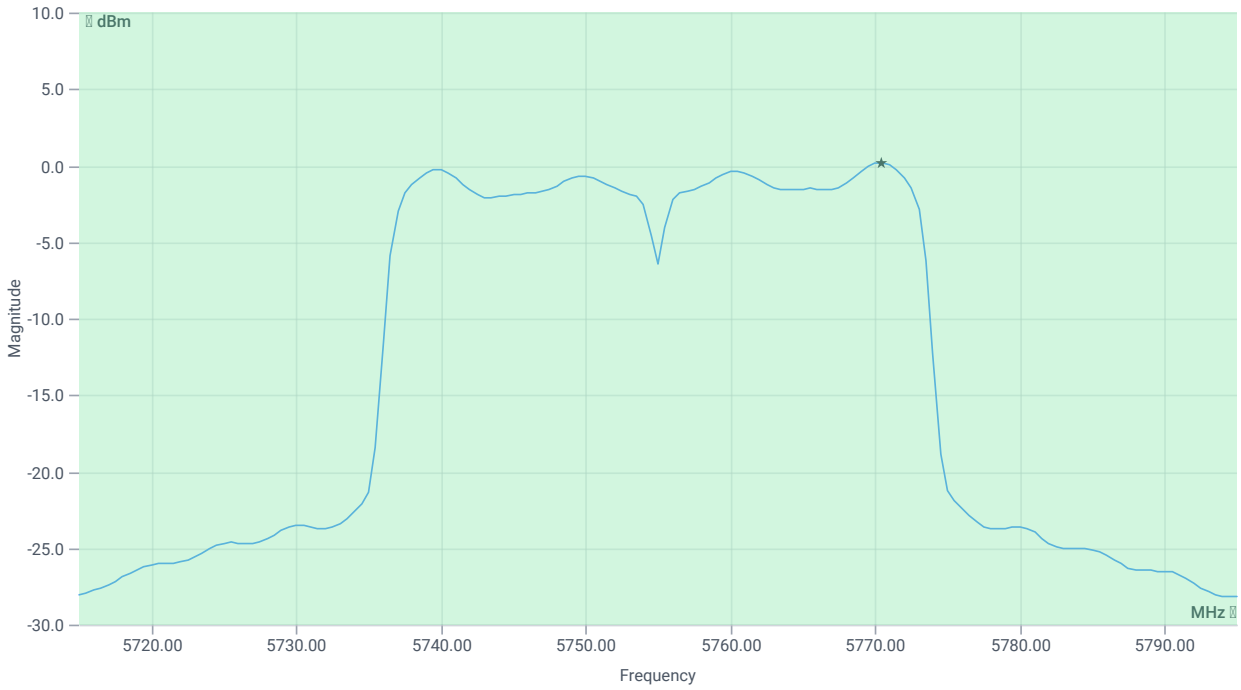

Max OP and PSD

RESULT

CONDUCTED LIMITS FOR MAX ANTENNA GAIN OF 6 D BI					
Description	Lower Limit	Upper Limit	Measured	Unit	Verdict
Max output power cond	---	---	14.11	dBm	INFO
Duty cycle correction	---	---	0	dB	INFO
LIMIT absolute:					
Max output power DC corrected cond	---	30	14.11	dBm	PASS
LIMIT: 11 dBm + 10 log 80					
Max output power DC corrected cond	---	30.03	14.11	dBm	na

Power Spectral Density U-NII-3

READ SA SETTINGS:

RefLevel [dBm] | RefLevelOffset [dB] | InpAtt [dB]	19.59 | 12.76 | 25
Start [MHz] | Stop [MHz]	5715.000 | 5795.000
RBW [MHz] | VBW [MHz]	0.500000 | 3.000000
Detector | TraceMode	RMS | MAXH
Sweep: time [ms] | count | points per Section | type	5370 | 1 | 161 | SWE

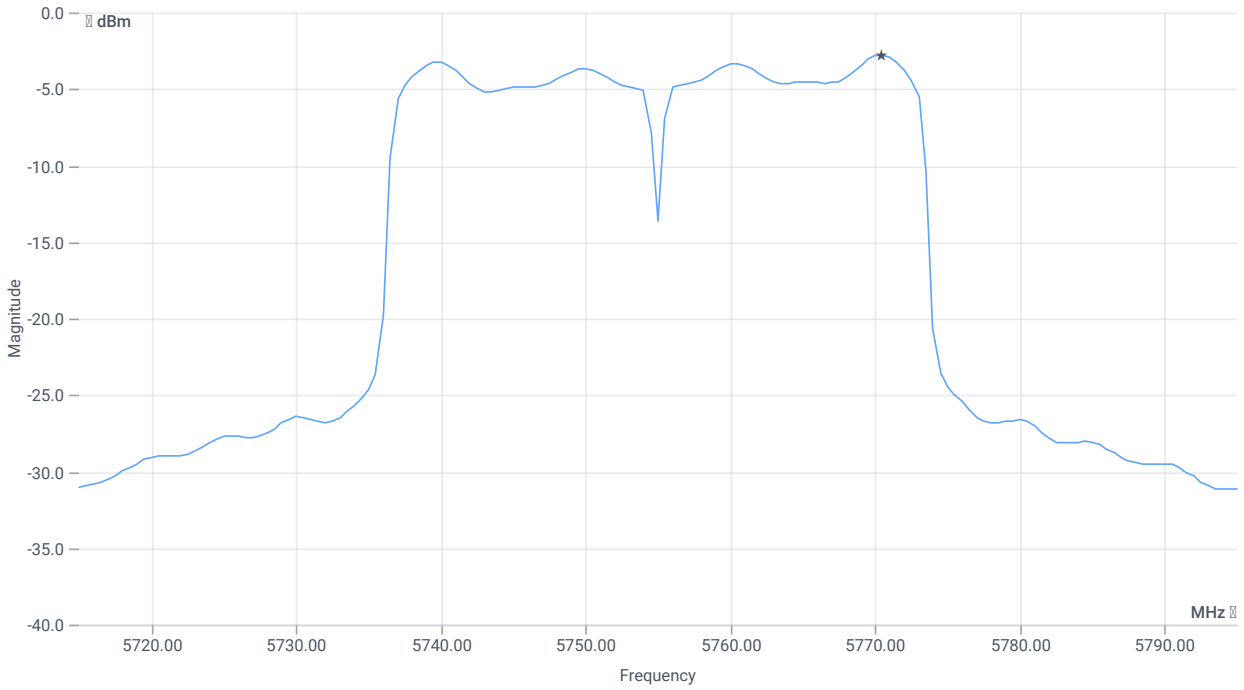

PSD UNII-3

RESULT

CONDUCTED LIMITS FOR MAX ANTENNA GAIN OF 6 D BI					
Description	Lower Limit	Upper Limit	Measured	Unit	Verdict
Power spectral density cond	---	---	-2.76	dBm/0.5MHz	INFO
Duty cycle correction	---	---	0	dB	INFO
Power spectral density DC corrected cond	---	30	-2.76	dBm/0.5MHz	PASS

Verdict
PASS

FCC 15.407 # Max output power and psd ~ WLAN5Gx ac-VHT40 mode U-NII-3

References

TC start	12.06.2024 12:54:53
Ambit temp [°C] | humidity [rel%]	25.2 | 29
System version	5.0.5.0
Standard | Version	FCC 15.407 | NI
Method	KDB789033 D02, F., E.2.e.
Description	FCC 15.407 Max Output Power & PSD - WLAN5Gx ac-VHT40 mode U-NII-3
Information	

EUT Common Settings WLAN5Gx

Number of antenna ports	2
User Interaction	No
Device class U-NII-1 (FCC)	AP outdoor
Limit W52 japan	Standard
TPC supported	No
Vehicle use (ISED)	No

Equipment

Signal analyzer,Rohde&Schwarz,FSV-40,1307.9002K40/101042,3.70
Switch matrix,cetecom advanced GmbH,USM,B002,1.0.0

Test Parameter

Technology to test	WLAN5Gx ac-VHT40 mode
EUT port	EUT2
Temperature	nom
Voltage	nom
Frequency low to test	False | Freq [MHz] 5755
Frequency mid to test	False | Freq [MHz] 0
Frequency high to test	True | Freq [MHz] 5795
Auto control enabled power supply | Climatic Box	No | No
Additional path loss [dB]	0
Full path type	EUT_SA_GEN_SIG
Full path name	EUT2.MP.SIG1/EUT2.SA/EUT2.GEN1/EUT2.GEN2/
Switch bits	00100010:00010001:00000000:00000001

Test at TX 5795 MHz

RESULT: Reference power cond.

DESCRIPTION	LOWER LIMIT	UPPER LIMIT	MEASURED	UNIT	VERDICT
Ref. power 1MHz/1MHz cond.	---	---	7.33	dBm	INFO
Ref. frequency	---	---	5811.180	MHz	INFO

Evaluation max. duty cycle

DUTY CYCLE EVALUATION

DESCRIPTION	LOWER LIMIT	UPPER LIMIT	MEASURED	UNIT	VERDICT
No enough bursts detected, duty cycle burst ratio set to 1					
Duty cycle (burst ratio) max	---	---	1	---	INFO
Duty cycle max	---	---	0	dB	INFO
Duty cycle (burst ratio) min	---	---	1	---	INFO
Duty cycle min	---	---	0	dB	INFO

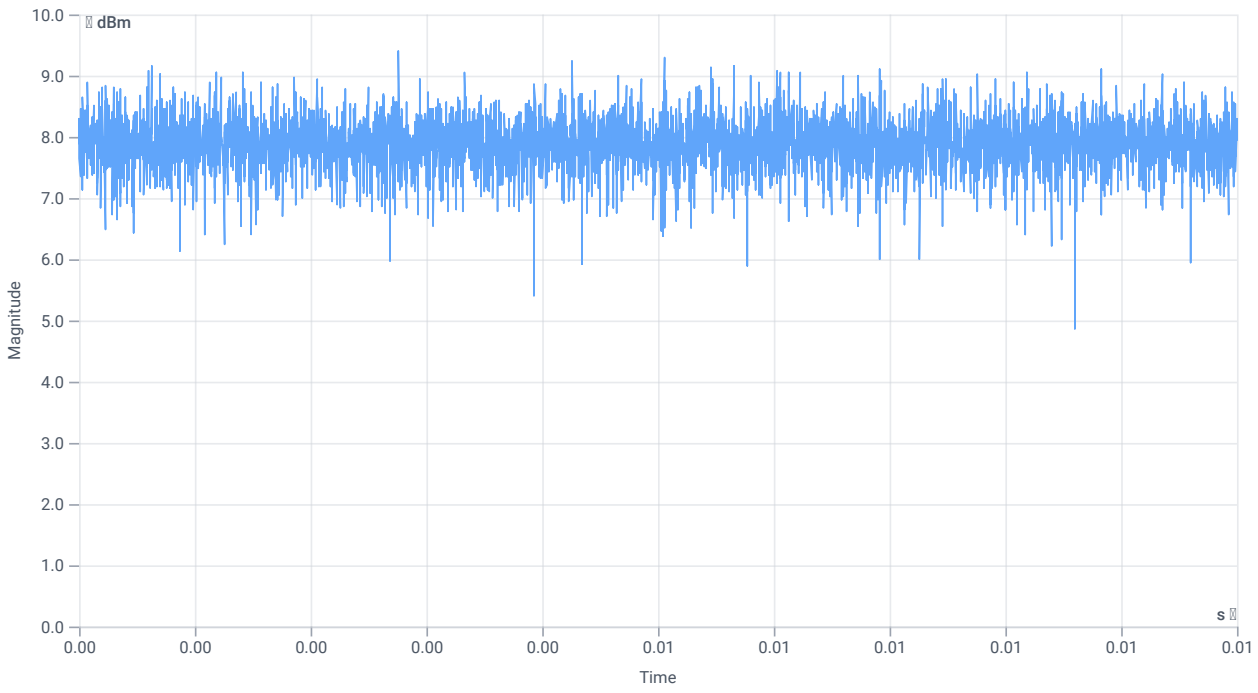

Duty cycle

Evaluation bandwidth

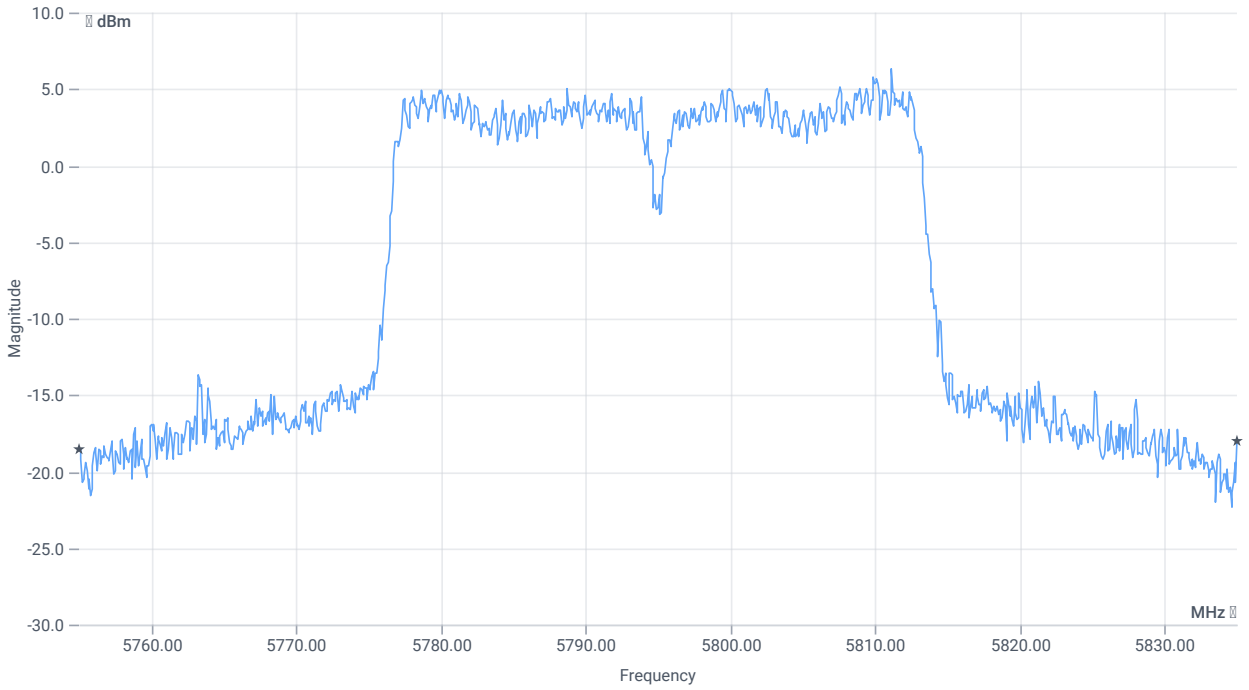

BW 26dB

RESULT

DESCRIPTION	LOWER LIMIT	UPPER LIMIT	MEASURED	UNIT	VERDICT
Bandwidth 26dB	---	---	80	MHz	INFO
T1 26dB	---	---	5755.0000	MHz	INFO
T2 26dB	---	---	5835.0000	MHz	INFO

Maximum Output Power

READ SA SETTINGS:

RefLevel [dBm] | RefLevelOffset [dB] | InpAtt [dB]	19.33 | 12.67 | 25
Start [MHz] | Stop [MHz]	5755.000 | 5835.000
RBW [MHz] | VBW [MHz]	1.000000 | 3.000000
Detector | TraceMode	RMS | MAXH
Sweep: time [ms] | count | points per Section | type	5370 | 1 | 161 | SWE

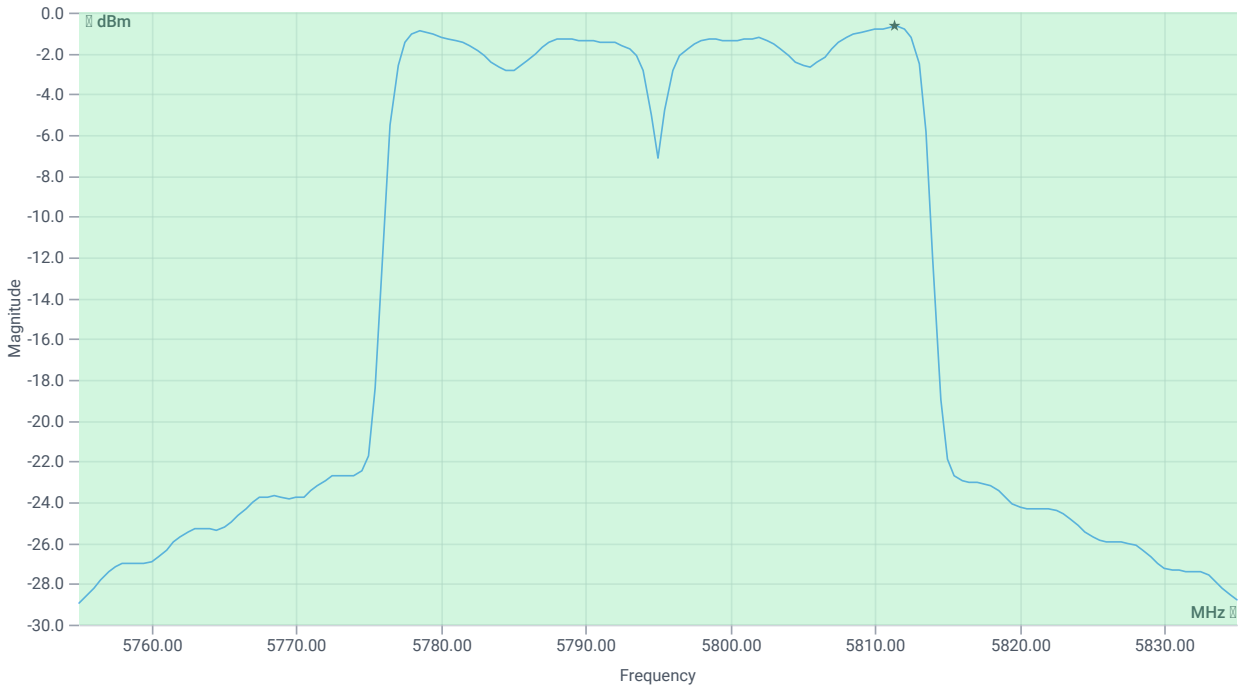

Max OP and PSD

RESULT

CONDUCTED LIMITS FOR MAX ANTENNA GAIN OF 6 D BI					
Description	Lower Limit	Upper Limit	Measured	Unit	Verdict
Max output power cond	---	---	13.72	dBm	INFO
Duty cycle correction	---	---	0	dB	INFO
LIMIT absolute:					
Max output power DC corrected cond	---	30	13.72	dBm	PASS
LIMIT: 11 dBm + 10 log 80					
Max output power DC corrected cond	---	30.03	13.72	dBm	na

Power Spectral Density U-NII-3

READ SA SETTINGS:

RefLevel [dBm] | RefLevelOffset [dB] | InpAtt [dB]	19.33 | 12.67 | 25
Start [MHz] | Stop [MHz]	5755.000 | 5835.000
RBW [MHz] | VBW [MHz]	0.500000 | 3.000000
Detector | TraceMode	RMS | MAXH
Sweep: time [ms] | count | points per Section | type	5370 | 1 | 161 | SWE

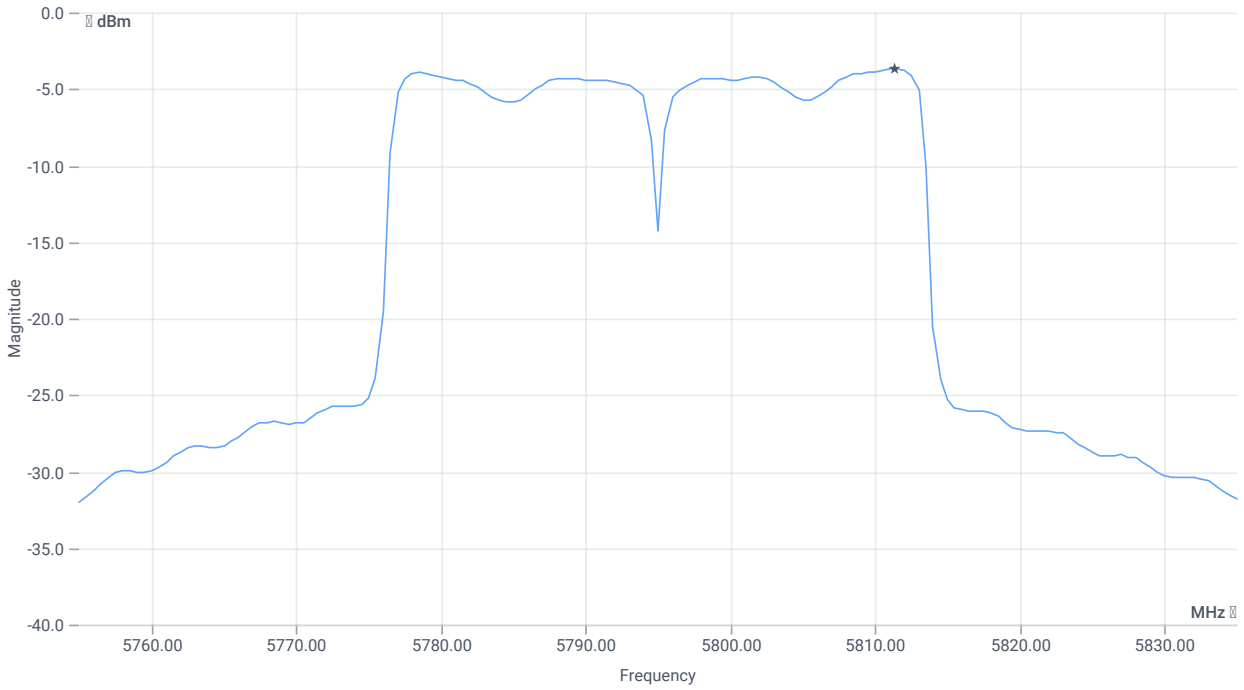

PSD UNII-3

RESULT

CONDUCTED LIMITS FOR MAX ANTENNA GAIN OF 6 D BI					
Description	Lower Limit	Upper Limit	Measured	Unit	Verdict
Power spectral density cond	---	---	-3.66	dBm/0.5MHz	INFO
Duty cycle correction	---	---	0	dB	INFO
Power spectral density DC corrected cond	---	30	-3.66	dBm/0.5MHz	PASS

Verdict
PASS

FCC 15.407 # Max output power and psd ~ WLAN5Gx ac-VHT80 mode U-NII-3

References

TC start	25.06.2024 12:36:05
Ambit temp [°C] | humidity [rel%]	24.7 | 53
System version	5.0.7.0
Standard | Version	FCC 15.407 | NI
Method	KDB789033 D02, F., E.2.e.
Description	FCC 15.407 Max Output Power & PSD - WLAN5Gx ac-VHT80 mode U-NII-3
Information	

EUT Common Settings WLAN5Gx

Number of antenna ports	2
User Interaction	No
Device class U-NII-1 (FCC)	AP outdoor
Limit W52 japan	Standard
TPC supported	No
Vehicle use (ISED)	No

Equipment

Signal analyzer,Rohde&Schwarz,FSV-40,1307.9002K40/101042,3.70
Switch matrix,cetecom advanced GmbH,USM,B002,1.0.0

Test Parameter

Technology to test	WLAN5Gx ac-VHT80 mode
EUT port	EUT1
Temperature	nom
Voltage	nom
Frequency low to test	False | Freq [MHz] 0
Frequency mid to test	True | Freq [MHz] 5775
Frequency high to test	False | Freq [MHz] 0
Auto control enabled power supply | Climatic Box	No | No
Additional path loss [dB]	0
Full path type	EUT_SA_GEN_SIG
Full path name	EUT1.MP.SIG1/EUT1.SA/EUT1.GEN1/EUT1.GEN2/
Switch bits	00010001:00010001:00000000:00000001

Test at TX 5775 MHz

RESULT: Reference power cond.

DESCRIPTION	LOWER LIMIT	UPPER LIMIT	MEASURED	UNIT	VERDICT
Ref. power 1MHz/1MHz cond.	---	---	0.57	dBm	INFO
Ref. frequency	---	---	5797.380	MHz	INFO

Evaluation max. duty cycle

Duty Cycle evaluation

DESCRIPTION	LOWER LIMIT	UPPER LIMIT	MEASURED	UNIT	VERDICT
Duty Cycle min	---	---	0	dB	DC > 98% defined

Evaluation bandwidth

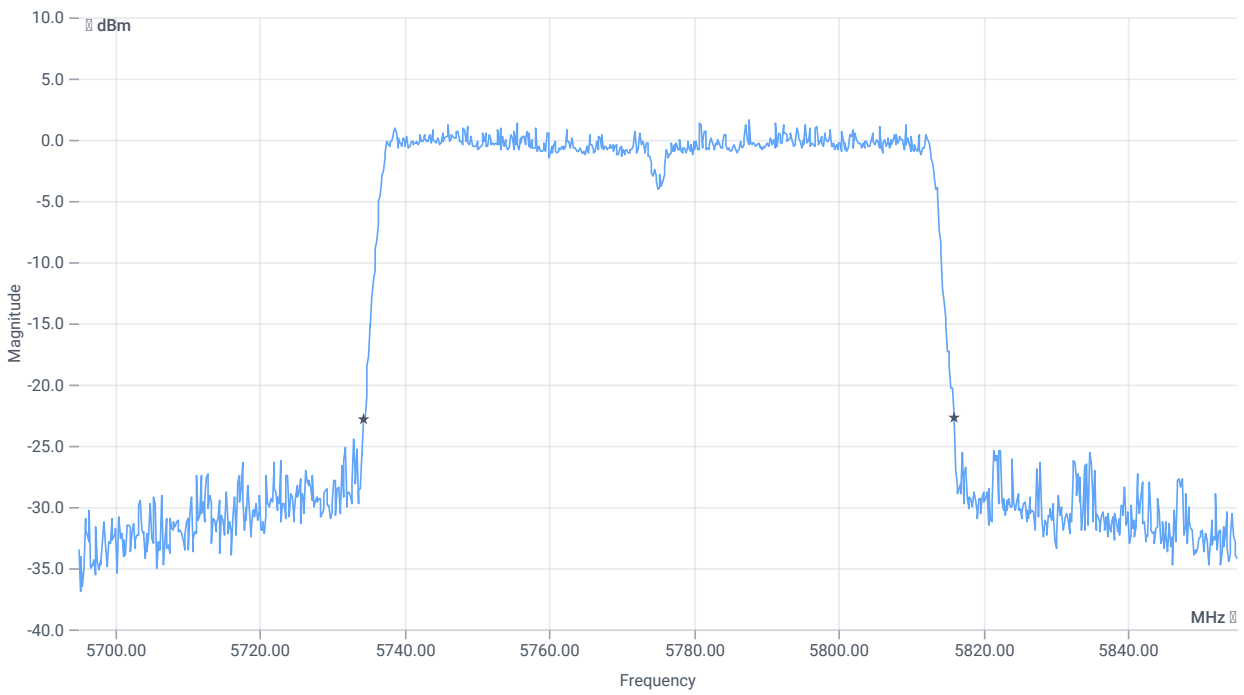

BW 26dB

RESULT

DESCRIPTION	LOWER LIMIT	UPPER LIMIT	MEASURED	UNIT	VERDICT
Bandwidth 26dB	---	---	81.6	MHz	INFO
T1 26dB	---	---	5734.3600	MHz	INFO
T2 26dB	---	---	5815.9600	MHz	INFO

Maximum Output Power

READ SA SETTINGS:

RefLevel [dBm] | RefLevelOffset [dB] | InpAtt [dB]	12.57 | 12.92 | 15
Start [MHz] | Stop [MHz]	5695.000 | 5855.000
RBW [MHz] | VBW [MHz]	1.000000 | 3.000000
Detector | TraceMode	RMS | MAXH
Sweep: time [ms] | count | points per Section | type	10700 | 1 | 320 | SWE

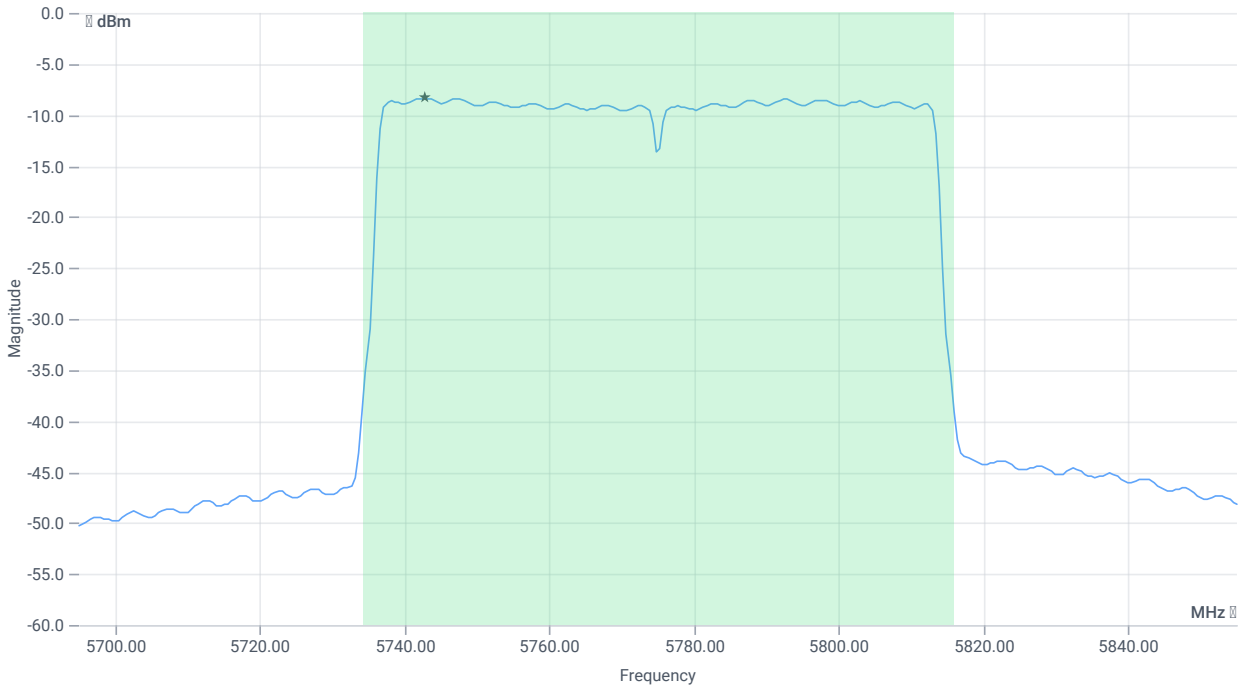

Max OP and PSD

RESULT

CONDUCTED LIMITS FOR MAX ANTENNA GAIN OF 6 D BI					
Description	Lower Limit	Upper Limit	Measured	Unit	Verdict
Max output power cond	---	---	9.54	dBm	INFO
Duty cycle correction	---	---	0	dB	INFO
LIMIT absolute:					
Max output power DC corrected cond	---	30	9.54	dBm	PASS
LIMIT: 11 dBm + 10 log 81.6					
Max output power DC corrected cond	---	30.12	9.54	dBm	na

Power Spectral Density U-NII-3

READ SA SETTINGS:

RefLevel [dBm] | RefLevelOffset [dB] | InpAtt [dB]	12.57 | 12.92 | 15

READ SA SETTINGS:

Start [MHz] | Stop [MHz]	5695.000 | 5855.000
RBW [MHz] | VBW [MHz]	0.500000 | 3.000000
Detector | TraceMode	RMS | MAXH
Sweep: time [ms] | count | points per Section | type	10700 | 1 | 320 | SWE

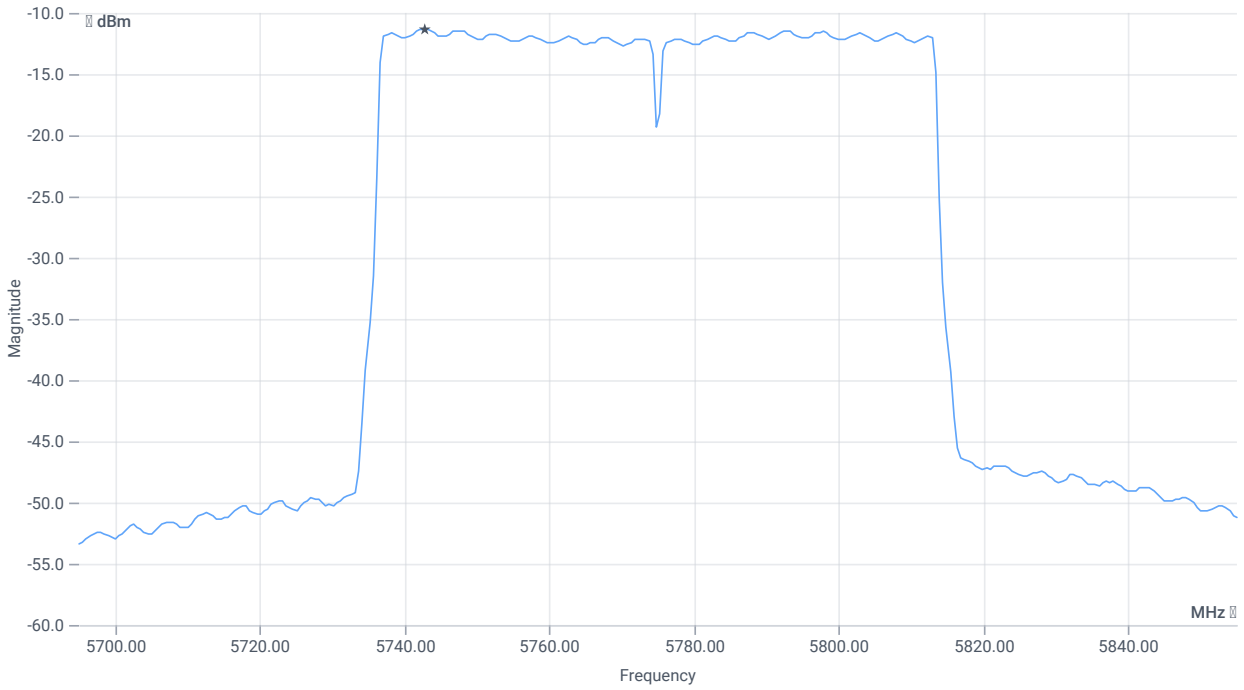

PSD UNII-3

RESULT

CONDUCTED LIMITS FOR MAX ANTENNA GAIN OF 6 D BI					
Description	Lower Limit	Upper Limit	Measured	Unit	Verdict
Power spectral density cond	---	---	-11.36	dBm/0.5MHz	INFO
Duty cycle correction	---	---	0	dB	INFO
Power spectral density DC corrected cond	---	30	-11.36	dBm/0.5MHz	PASS

Verdict
PASS

FCC 15.407 # Max output power and psd ~ WLAN5Gx ac-VHT80 mode U-NII-3

References

TC start	25.06.2024 12:40:52
Ambit temp [°C] | humidity [rel%]	24.8 | 52
System version	5.0.7.0
Standard | Version	FCC 15.407 | NI
Method	KDB789033 D02, F., E.2.e.
Description	FCC 15.407 Max Output Power & PSD - WLAN5Gx ac-VHT80 mode U-NII-3
Information	

EUT Common Settings WLAN5Gx

Number of antenna ports	2
User Interaction	No
Device class U-NII-1 (FCC)	AP outdoor
Limit W52 japan	Standard
TPC supported	No
Vehicle use (ISED)	No

Equipment

Signal analyzer,Rohde&Schwarz,FSV-40,1307.9002K40/101042,3.70
Switch matrix,cetecom advanced GmbH,USM,B002,1.0.0

Test Parameter

Technology to test	WLAN5Gx ac-VHT80 mode
EUT port	EUT2
Temperature	nom
Voltage	nom
Frequency low to test	False | Freq [MHz] 0
Frequency mid to test	True | Freq [MHz] 5775
Frequency high to test	False | Freq [MHz] 0
Auto control enabled power supply | Climatic Box	No | No
Additional path loss [dB]	0
Full path type	EUT_SA_GEN_SIG
Full path name	EUT2.MP.SIG1/EUT2.SA/EUT2.GEN1/EUT2.GEN2/
Switch bits	00100010:00010001:00000000:00000001

Test at TX 5775 MHz

RESULT: Reference power cond.

DESCRIPTION	LOWER LIMIT	UPPER LIMIT	MEASURED	UNIT	VERDICT
Ref. power 1MHz/1MHz cond.	---	---	0.48	dBm	INFO
Ref. frequency	---	---	5810.360	MHz	INFO

Evaluation max. duty cycle

Duty Cycle evaluation

DESCRIPTION	LOWER LIMIT	UPPER LIMIT	MEASURED	UNIT	VERDICT
Duty Cycle min	---	---	0	dB	DC > 98% defined

Evaluation bandwidth

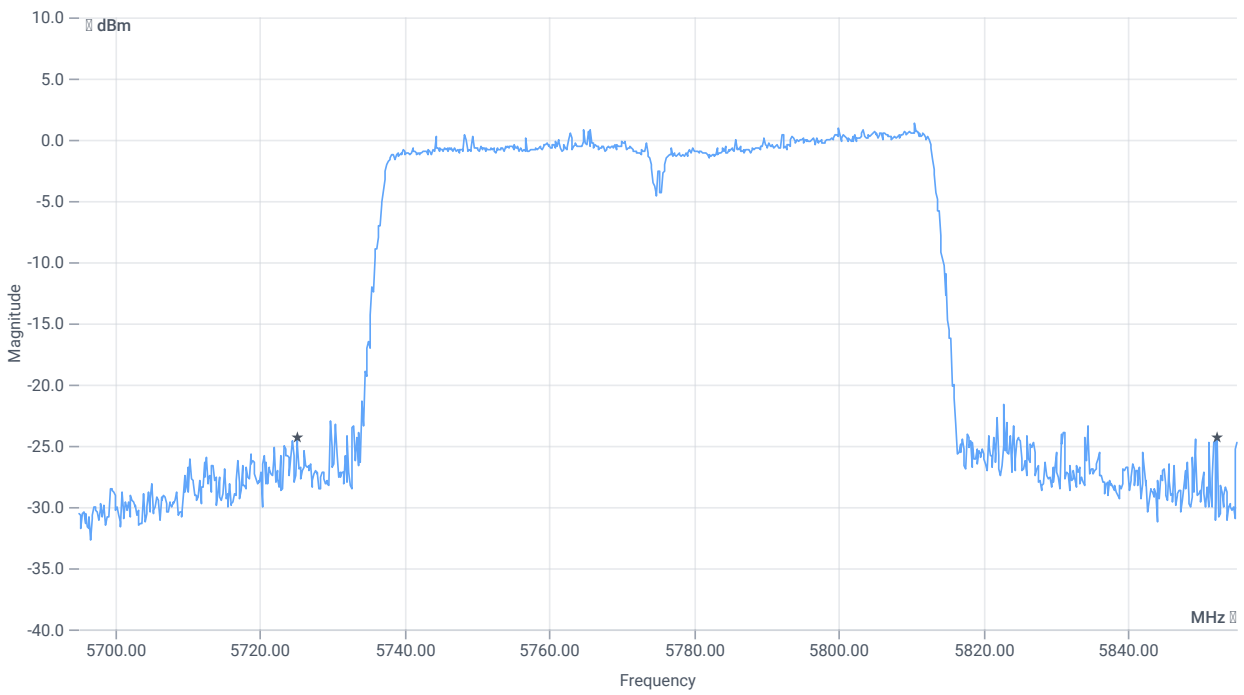

BW 26dB

RESULT

DESCRIPTION	LOWER LIMIT	UPPER LIMIT	MEASURED	UNIT	VERDICT
Bandwidth 26dB	---	---	127.2	MHz	INFO
T1 26dB	---	---	5725.0800	MHz	INFO
T2 26dB	---	---	5852.2800	MHz	INFO

Maximum Output Power

READ SA SETTINGS:

RefLevel [dBm] | RefLevelOffset [dB] | InpAtt [dB]	12.48 | 12.72 | 15
Start [MHz] | Stop [MHz]	5695.000 | 5855.000
RBW [MHz] | VBW [MHz]	1.000000 | 3.000000
Detector | TraceMode	RMS | MAXH
Sweep: time [ms] | count | points per Section | type	10700 | 1 | 320 | SWE

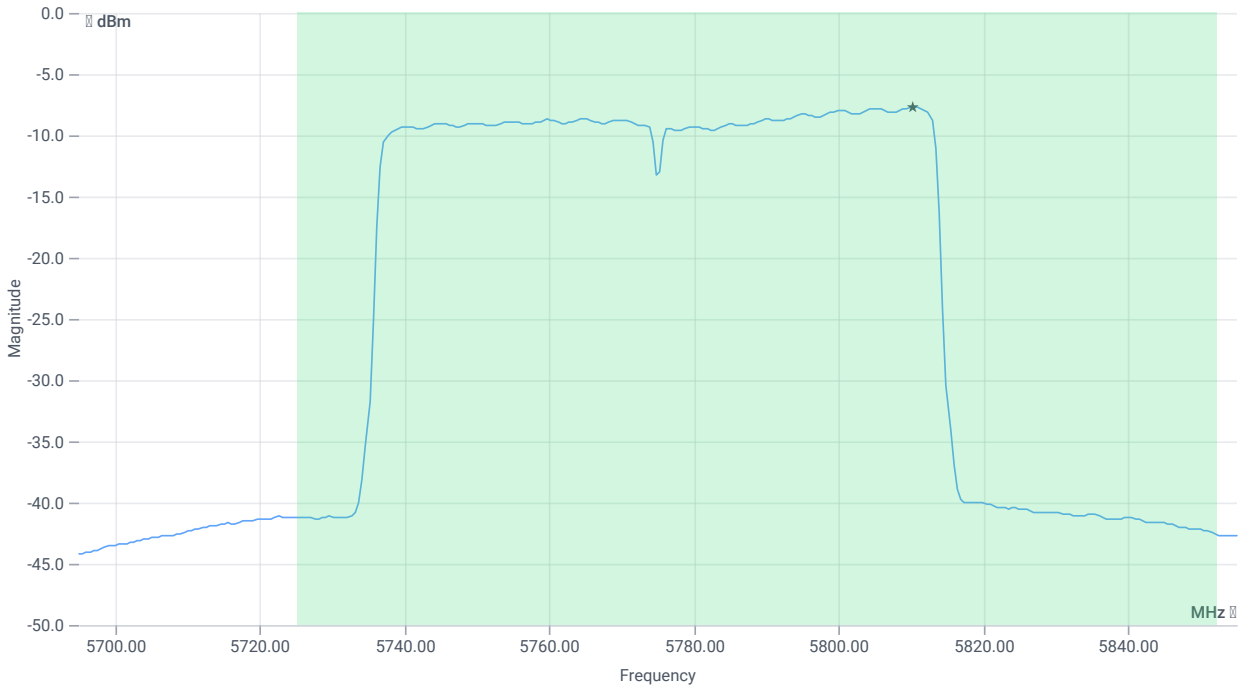

Max OP and PSD

RESULT

CONDUCTED LIMITS FOR MAX ANTENNA GAIN OF 6 D BI					
Description	Lower Limit	Upper Limit	Measured	Unit	Verdict
Max output power cond	---	---	9.71	dBm	INFO
Duty cycle correction	---	---	0	dB	INFO
LIMIT absolute:					
Max output power DC corrected cond	---	30	9.71	dBm	PASS
LIMIT: 11 dBm + 10 log 127.2					
Max output power DC corrected cond	---	32.04	9.71	dBm	na

Power Spectral Density U-NII-3

READ SA SETTINGS:

RefLevel [dBm] | RefLevelOffset [dB] | InpAtt [dB]	12.48 | 12.72 | 15

READ SA SETTINGS:

Start [MHz] | Stop [MHz]	5695.000 | 5855.000
RBW [MHz] | VBW [MHz]	0.500000 | 3.000000
Detector | TraceMode	RMS | MAXH
Sweep: time [ms] | count | points per Section | type	10700 | 1 | 320 | SWE

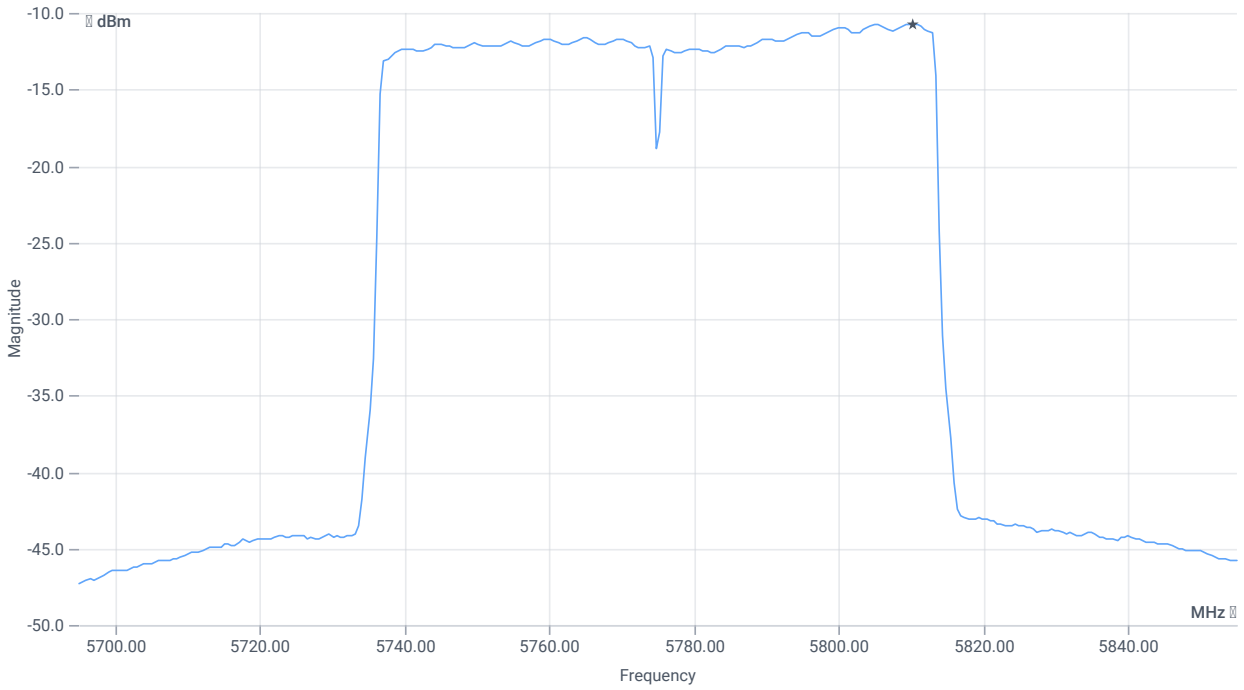

PSD UNII-3

RESULT

CONDUCTED LIMITS FOR MAX ANTENNA GAIN OF 6 D BI					
Description	Lower Limit	Upper Limit	Measured	Unit	Verdict
Power spectral density cond	---	---	-10.72	dBm/0.5MHz	INFO
Duty cycle correction	---	---	0	dB	INFO
Power spectral density DC corrected cond	---	30	-10.72	dBm/0.5MHz	PASS

Verdict
PASS

FCC 15.407, ISED RSS247 # Minimum emission bandwidth ~ WLAN5Gx a mode U-NII-3

References

TC start	11.06.2024 13:50:03
Ambit temp [°C] | humidity [rel%]	24.9 | 31
System version	5.0.5.0
Standard | Version	FCC 15.407, ISED RSS247 | NI
Method	KDB789033 D02, C.2.
Description	FCC 15.407 Min Emission Bandwidth - WLAN5Gx a mode U-NII-3
Information	

EUT Common Settings WLAN5Gx

Number of antenna ports	2
User Interaction	No
Device class U-NII-1 (FCC)	AP outdoor
Limit W52 japan	Standard
TPC supported	No
Vehicle use (ISED)	No

Equipment

Signal analyzer,Rohde&Schwarz,FSV-40,1307.9002K40/101042,3.70
Switch matrix,cetecom advanced GmbH,USM,B002,1.0.0

Test Parameter

Technology to test	WLAN5Gx a mode
EUT port	EUT1
Temperature	nom
Voltage	nom
Frequency low to test	True | Freq [MHz] 5745
Frequency mid to test	False | Freq [MHz] 5785
Frequency high to test	False | Freq [MHz] 5825
Auto control enabled power supply | Climatic Box	No | No
Additional path loss [dB]	0
Full path type	EUT_SA_GEN_SIG
Full path name	EUT1.MP.SIG1/EUT1.SA/EUT1.GEN1/EUT1.GEN2/
Switch bits	00010001:00010001:00000000:00000001

Test at TX 5745 MHz

RESULT: Reference power cond.

DESCRIPTION	LOWER LIMIT	UPPER LIMIT	MEASURED	UNIT	VERDICT
Ref. power 1MHz/1MHz cond.	---	---	10.40	dBm	INFO
Ref. frequency	---	---	5742.200	MHz	INFO

READ SA SETTINGS:

RefLevel [dBm] | RefLevelOffset [dB] | InpAtt [dB]	22.40 | 12.82 | 25
Start [MHz] | Stop [MHz]	5720.000 | 5770.000
RBW [MHz] | VBW [MHz]	0.100000 | 0.300000
Detector | TraceMode	POS | MAXH
Sweep: time [ms] | count | points per Section | type	2 | 1500 | 1001 | SWE

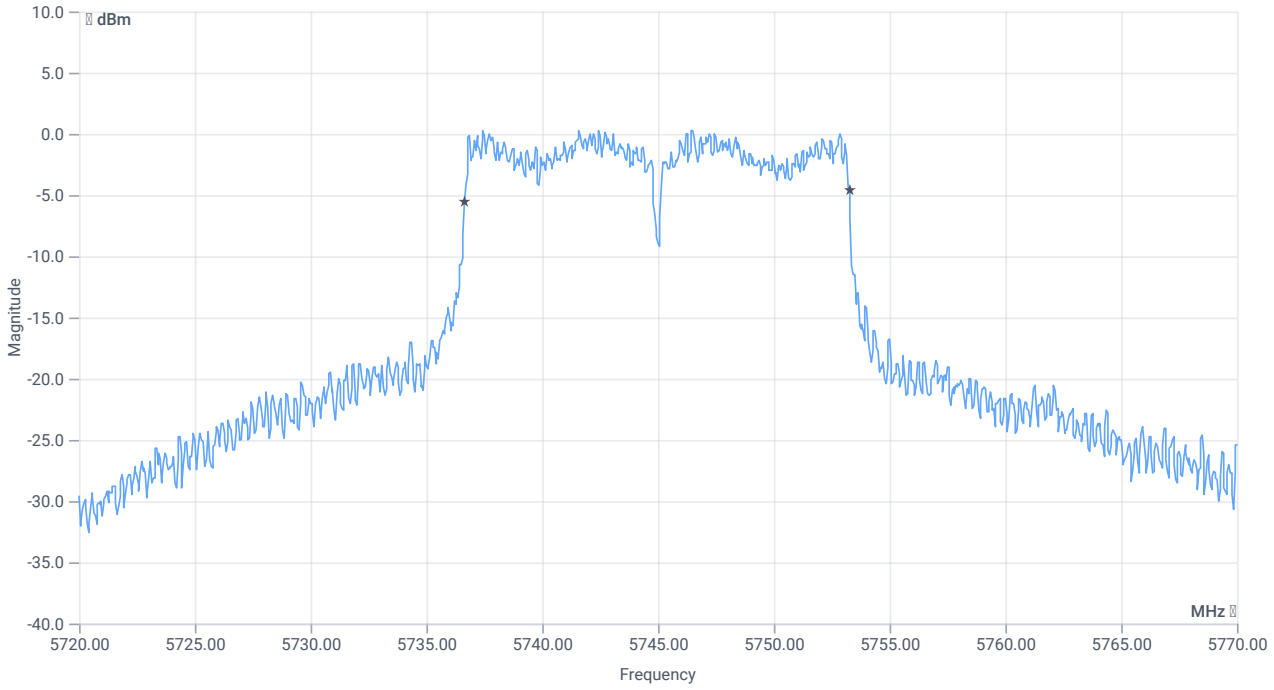

BW 6dB

RESULT

DESCRIPTION	LOWER LIMIT	UPPER LIMIT	MEASURED	UNIT	VERDICT
Bandwidth (6dB)	0.500	---	16.6	MHz	PASS

Verdict
PASS

FCC 15.407, ISED RSS247 # Minimum emission bandwidth ~ WLAN5Gx a mode U-NII-3

References

TC start	11.06.2024 14:05:06
Ambit temp [°C] | humidity [rel%]	24.9 | 31
System version	5.0.5.0
Standard | Version	FCC 15.407, ISED RSS247 | NI
Method	KDB789033 D02, C.2.
Description	FCC 15.407 Min Emission Bandwidth - WLAN5Gx a mode U-NII-3
Information	

EUT Common Settings WLAN5Gx

Number of antenna ports	2
User Interaction	No
Device class U-NII-1 (FCC)	AP outdoor
Limit W52 japan	Standard
TPC supported	No
Vehicle use (ISED)	No

Equipment

Signal analyzer,Rohde&Schwarz,FSV-40,1307.9002K40/101042,3.70
Switch matrix,cetecom advanced GmbH,USM,B002,1.0.0

Test Parameter

Technology to test	WLAN5Gx a mode
EUT port	EUT1
Temperature	nom
Voltage	nom
Frequency low to test	False | Freq [MHz] 5745
Frequency mid to test	True | Freq [MHz] 5785
Frequency high to test	False | Freq [MHz] 5825
Auto control enabled power supply | Climatic Box	No | No
Additional path loss [dB]	0
Full path type	EUT_SA_GEN_SIG
Full path name	EUT1.MP.SIG1/EUT1.SA/EUT1.GEN1/EUT1.GEN2/
Switch bits	00010001:00010001:00000000:00000001

Test at TX 5785 MHz

RESULT: Reference power cond.

DESCRIPTION	LOWER LIMIT	UPPER LIMIT	MEASURED	UNIT	VERDICT
Ref. power 1MHz/1MHz cond.	---	---	11.21	dBm	INFO
Ref. frequency	---	---	5788.400	MHz	INFO

READ SA SETTINGS:

RefLevel [dBm] | RefLevelOffset [dB] | InpAtt [dB]	23.21 | 12.95 | 30
Start [MHz] | Stop [MHz]	5760.000 | 5810.000
RBW [MHz] | VBW [MHz]	0.100000 | 0.300000
Detector | TraceMode	POS | MAXH
Sweep: time [ms] | count | points per Section | type	2 | 1500 | 1001 | SWE

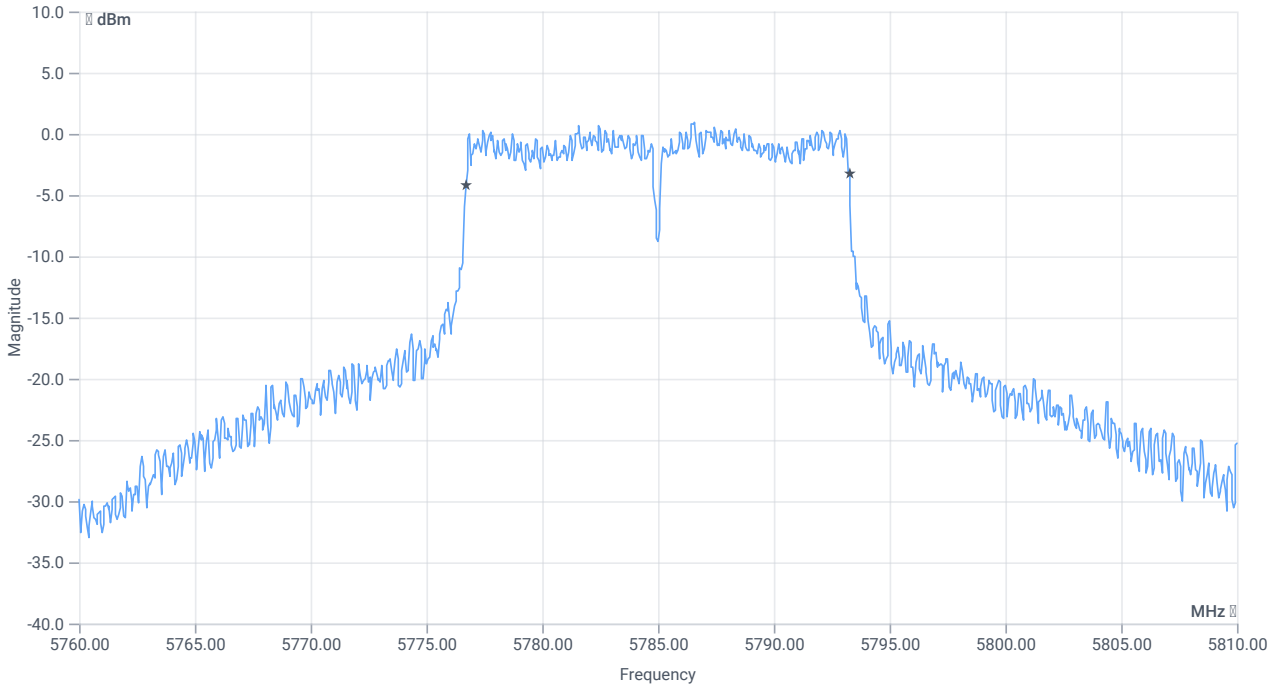

BW 6dB

RESULT

DESCRIPTION	LOWER LIMIT	UPPER LIMIT	MEASURED	UNIT	VERDICT
Bandwidth (6dB)	0.500	---	16.55	MHz	PASS

Verdict
PASS

FCC 15.407, ISED RSS247 # Minimum emission bandwidth ~ WLAN5Gx a mode U-NII-3

References

TC start	11.06.2024 14:21:47
Ambit temp [°C] | humidity [rel%]	25.0 | 31
System version	5.0.5.0
Standard | Version	FCC 15.407, ISED RSS247 | NI
Method	KDB789033 D02, C.2.
Description	FCC 15.407 Min Emission Bandwidth - WLAN5Gx a mode U-NII-3
Information	

EUT Common Settings WLAN5Gx

Number of antenna ports	2
User Interaction	No
Device class U-NII-1 (FCC)	AP outdoor
Limit W52 japan	Standard
TPC supported	No
Vehicle use (ISED)	No

Equipment

Signal analyzer,Rohde&Schwarz,FSV-40,1307.9002K40/101042,3.70
Switch matrix,cetecom advanced GmbH,USM,B002,1.0.0

Test Parameter

Technology to test	WLAN5Gx a mode
EUT port	EUT1
Temperature	nom
Voltage	nom
Frequency low to test	False | Freq [MHz] 5745
Frequency mid to test	False | Freq [MHz] 5785
Frequency high to test	True | Freq [MHz] 5825
Auto control enabled power supply | Climatic Box	No | No
Additional path loss [dB]	0
Full path type	EUT_SA_GEN_SIG
Full path name	EUT1.MP.SIG1/EUT1.SA/EUT1.GEN1/EUT1.GEN2/
Switch bits	00010001:00010001:00000000:00000001

Test at TX 5825 MHz

RESULT: Reference power cond.

DESCRIPTION	LOWER LIMIT	UPPER LIMIT	MEASURED	UNIT	VERDICT
Ref. power 1MHz/1MHz cond.	---	---	11.04	dBm	INFO
Ref. frequency	---	---	5827.600	MHz	INFO

READ SA SETTINGS:

RefLevel [dBm] | RefLevelOffset [dB] | InpAtt [dB]	23.04 | 12.88 | 30
Start [MHz] | Stop [MHz]	5800.000 | 5850.000
RBW [MHz] | VBW [MHz]	0.100000 | 0.300000
Detector | TraceMode	POS | MAXH
Sweep: time [ms] | count | points per Section | type	2 | 1500 | 1001 | SWE

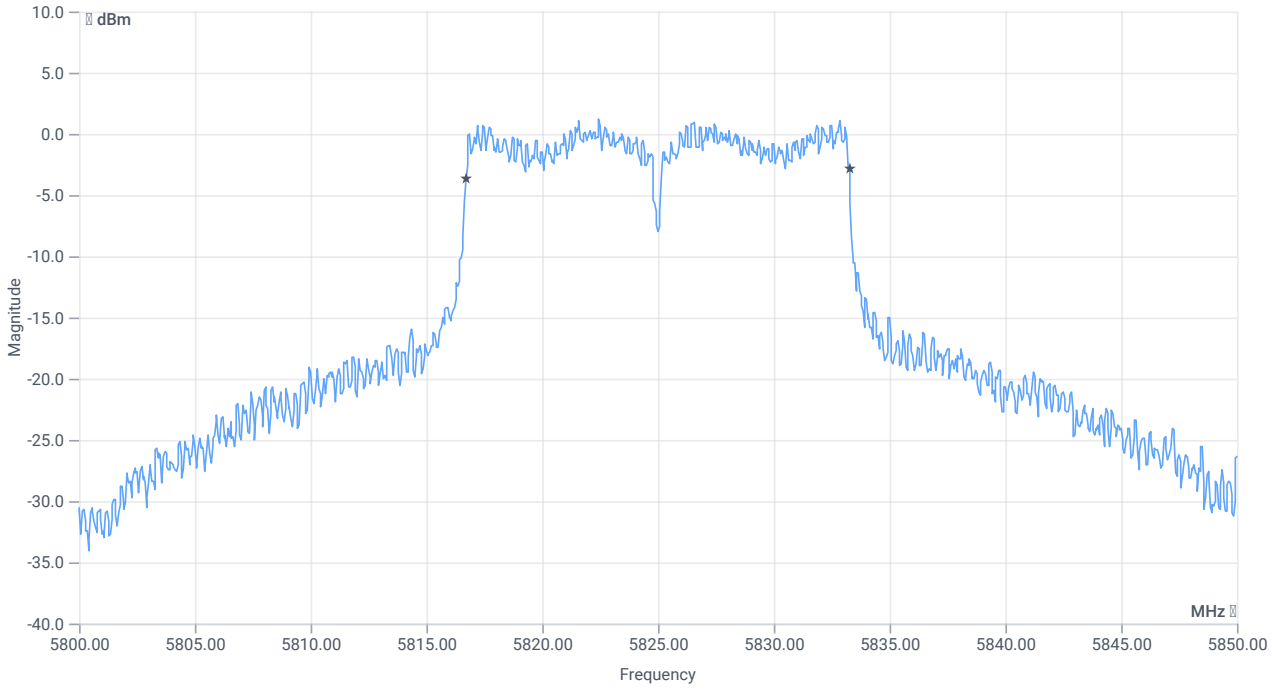

BW 6dB

RESULT

DESCRIPTION	LOWER LIMIT	UPPER LIMIT	MEASURED	UNIT	VERDICT
Bandwidth (6dB)	0.500	---	16.55	MHz	PASS

Verdict
PASS

FCC 15.407, ISED RSS247 # Minimum emission bandwidth ~ WLAN5Gx a mode U-NII-3

References

TC start	12.06.2024 10:17:19
Ambit temp [°C] | humidity [rel%]	24.2 | 34
System version	5.0.5.0
Standard | Version	FCC 15.407, ISED RSS247 | NI
Method	KDB789033 D02, C.2.
Description	FCC 15.407 Min Emission Bandwidth - WLAN5Gx a mode U-NII-3
Information	

EUT Common Settings WLAN5Gx

Number of antenna ports	2
User Interaction	No
Device class U-NII-1 (FCC)	AP outdoor
Limit W52 japan	Standard
TPC supported	No
Vehicle use (ISED)	No

Equipment

Signal analyzer,Rohde&Schwarz,FSV-40,1307.9002K40/101042,3.70
Switch matrix,cetecom advanced GmbH,USM,B002,1.0.0

Test Parameter

Technology to test	WLAN5Gx a mode
EUT port	EUT2
Temperature	nom
Voltage	nom
Frequency low to test	True | Freq [MHz] 5745
Frequency mid to test	False | Freq [MHz] 5785
Frequency high to test	False | Freq [MHz] 5825
Auto control enabled power supply | Climatic Box	No | No
Additional path loss [dB]	0
Full path type	EUT_SA_GEN_SIG
Full path name	EUT2.MP.SIG1/EUT2.SA/EUT2.GEN1/EUT2.GEN2/
Switch bits	00100010:00010001:00000000:00000001

Test at TX 5745 MHz

RESULT: Reference power cond.

DESCRIPTION	LOWER LIMIT	UPPER LIMIT	MEASURED	UNIT	VERDICT
Ref. power 1MHz/1MHz cond.	---	---	10.75	dBm	INFO
Ref. frequency	---	---	5748.000	MHz	INFO

READ SA SETTINGS:

RefLevel [dBm] | RefLevelOffset [dB] | InpAtt [dB]	22.75 | 12.78 | 25
Start [MHz] | Stop [MHz]	5720.000 | 5770.000
RBW [MHz] | VBW [MHz]	0.100000 | 0.300000
Detector | TraceMode	POS | MAXH
Sweep: time [ms] | count | points per Section | type	2 | 1500 | 1001 | SWE

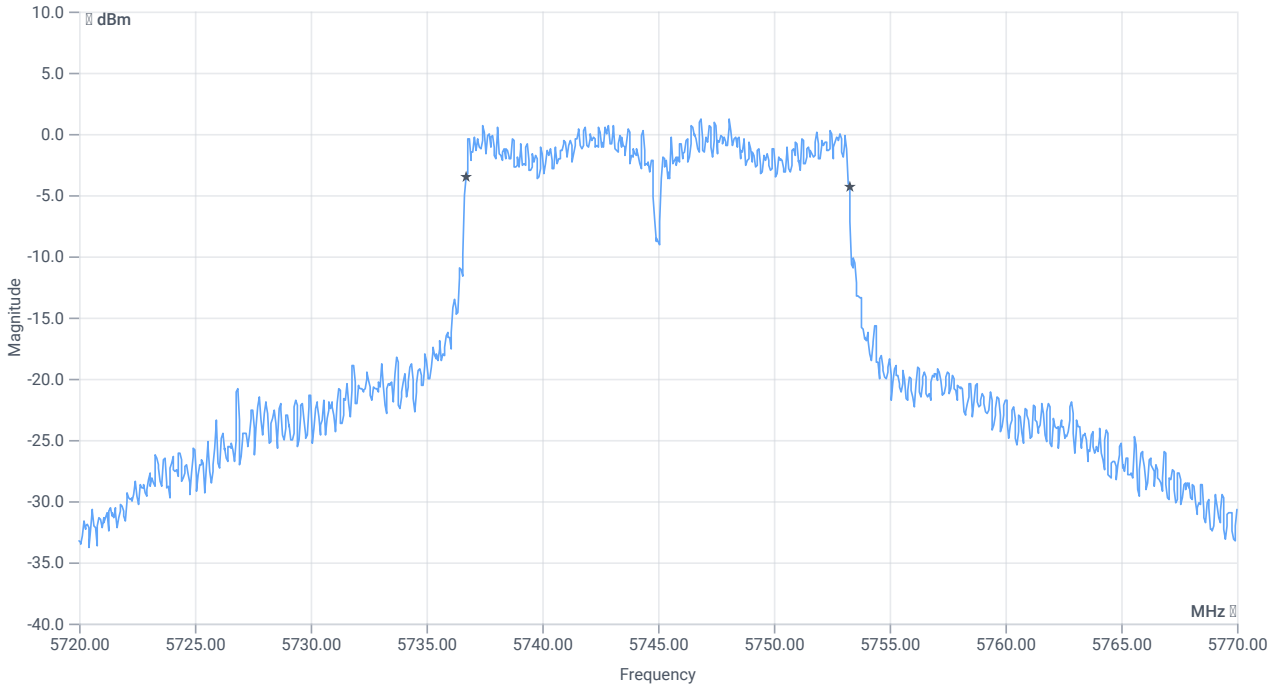

BW 6dB

RESULT

DESCRIPTION	LOWER LIMIT	UPPER LIMIT	MEASURED	UNIT	VERDICT
Bandwidth (6dB)	0.500	---	16.55	MHz	PASS

Verdict
PASS

FCC 15.407, ISED RSS247 # Minimum emission bandwidth ~ WLAN5Gx a mode U-NII-3

References

TC start	12.06.2024 10:31:43
Ambit temp [°C] | humidity [rel%]	24.4 | 34
System version	5.0.5.0
Standard | Version	FCC 15.407, ISED RSS247 | NI
Method	KDB789033 D02, C.2.
Description	FCC 15.407 Min Emission Bandwidth - WLAN5Gx a mode U-NII-3
Information	

EUT Common Settings WLAN5Gx

Number of antenna ports	2
User Interaction	No
Device class U-NII-1 (FCC)	AP outdoor
Limit W52 japan	Standard
TPC supported	No
Vehicle use (ISED)	No

Equipment

Signal analyzer,Rohde&Schwarz,FSV-40,1307.9002K40/101042,3.70
Switch matrix,cetecom advanced GmbH,USM,B002,1.0.0

Test Parameter

Technology to test	WLAN5Gx a mode
EUT port	EUT2
Temperature	nom
Voltage	nom
Frequency low to test	False | Freq [MHz] 5745
Frequency mid to test	True | Freq [MHz] 5785
Frequency high to test	False | Freq [MHz] 5825
Auto control enabled power supply | Climatic Box	No | No
Additional path loss [dB]	0
Full path type	EUT_SA_GEN_SIG
Full path name	EUT2.MP.SIG1/EUT2.SA/EUT2.GEN1/EUT2.GEN2/
Switch bits	00100010:00010001:00000000:00000001

Test at TX 5785 MHz

RESULT: Reference power cond.

DESCRIPTION	LOWER LIMIT	UPPER LIMIT	MEASURED	UNIT	VERDICT
Ref. power 1MHz/1MHz cond.	---	---	10.46	dBm	INFO
Ref. frequency	---	---	5782.200	MHz	INFO

READ SA SETTINGS:

RefLevel [dBm] | RefLevelOffset [dB] | InpAtt [dB]	22.46 | 12.7 | 25
Start [MHz] | Stop [MHz]	5760.000 | 5810.000
RBW [MHz] | VBW [MHz]	0.100000 | 0.300000
Detector | TraceMode	POS | MAXH
Sweep: time [ms] | count | points per Section | type	2 | 1500 | 1001 | SWE

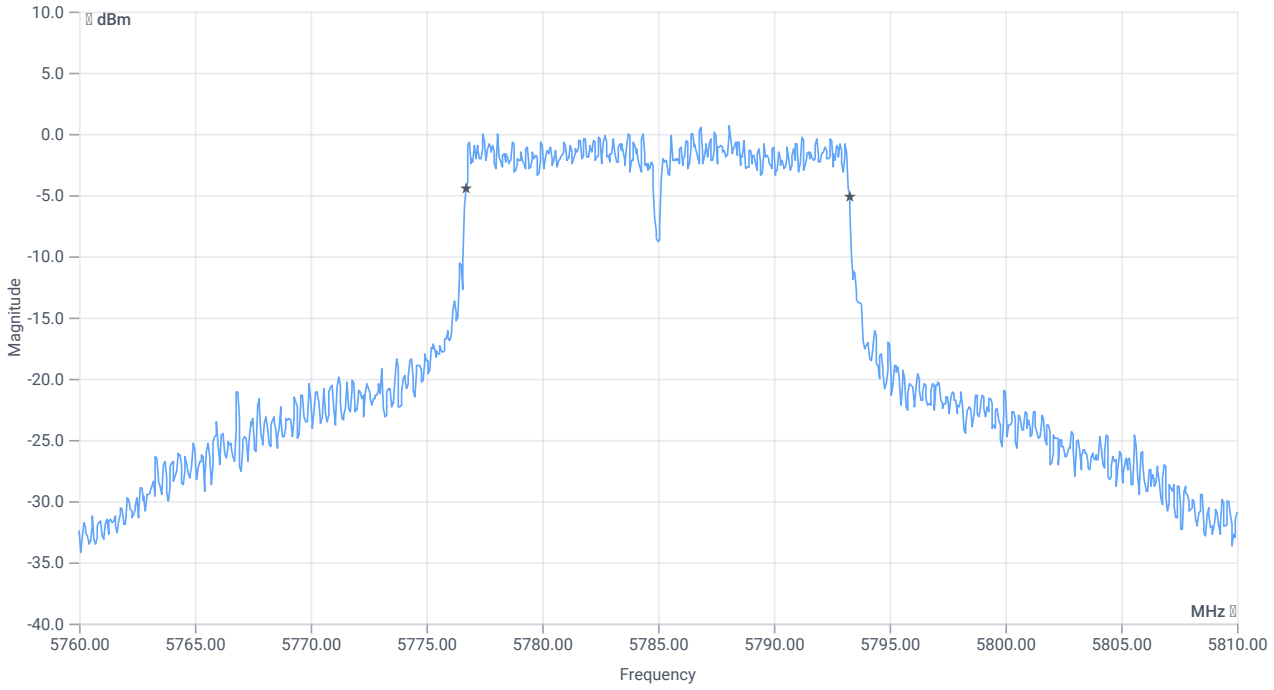

BW 6dB

RESULT

DESCRIPTION	LOWER LIMIT	UPPER LIMIT	MEASURED	UNIT	VERDICT
Bandwidth (6dB)	0.500	---	16.55	MHz	PASS

Verdict
PASS

FCC 15.407, ISED RSS247 # Minimum emission bandwidth ~ WLAN5Gx a mode U-NII-3

References

TC start	12.06.2024 10:47:36
Ambit temp [°C] | humidity [rel%]	24.5 | 33
System version	5.0.5.0
Standard | Version	FCC 15.407, ISED RSS247 | NI
Method	KDB789033 D02, C.2.
Description	FCC 15.407 Min Emission Bandwidth - WLAN5Gx a mode U-NII-3
Information	

EUT Common Settings WLAN5Gx

Number of antenna ports	2
User Interaction	No
Device class U-NII-1 (FCC)	AP outdoor
Limit W52 japan	Standard
TPC supported	No
Vehicle use (ISED)	No

Equipment

Signal analyzer,Rohde&Schwarz,FSV-40,1307.9002K40/101042,3.70
Switch matrix,cetecom advanced GmbH,USM,B002,1.0.0

Test Parameter

Technology to test	WLAN5Gx a mode
EUT port	EUT2
Temperature	nom
Voltage	nom
Frequency low to test	False | Freq [MHz] 5745
Frequency mid to test	False | Freq [MHz] 5785
Frequency high to test	True | Freq [MHz] 5825
Auto control enabled power supply | Climatic Box	No | No
Additional path loss [dB]	0
Full path type	EUT_SA_GEN_SIG
Full path name	EUT2.MP.SIG1/EUT2.SA/EUT2.GEN1/EUT2.GEN2/
Switch bits	00100010:00010001:00000000:00000001

Test at TX 5825 MHz

RESULT: Reference power cond.

DESCRIPTION	LOWER LIMIT	UPPER LIMIT	MEASURED	UNIT	VERDICT
Ref. power 1MHz/1MHz cond.	---	---	10.54	dBm	INFO
Ref. frequency	---	---	5827.000	MHz	INFO

READ SA SETTINGS:

RefLevel [dBm] | RefLevelOffset [dB] | InpAtt [dB]	22.54 | 12.73 | 25
Start [MHz] | Stop [MHz]	5800.000 | 5850.000
RBW [MHz] | VBW [MHz]	0.100000 | 0.300000
Detector | TraceMode	POS | MAXH
Sweep: time [ms] | count | points per Section | type	2 | 1500 | 1001 | SWE

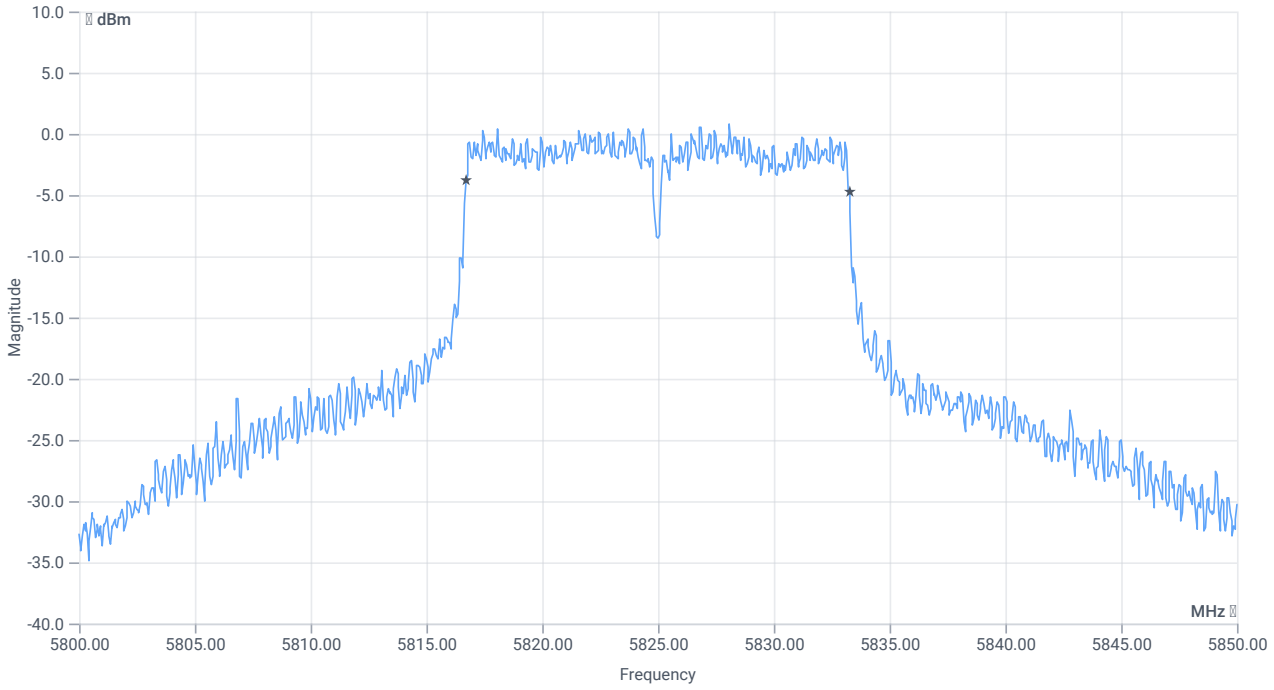

BW 6dB

RESULT

DESCRIPTION	LOWER LIMIT	UPPER LIMIT	MEASURED	UNIT	VERDICT
Bandwidth (6dB)	0.500	---	16.55	MHz	PASS

Verdict
PASS

FCC 15.407, ISED RSS247 # Minimum emission bandwidth ~ WLAN5Gx ac-VHT20 mode U-NII-3

References

TC start	12.06.2024 07:57:41
Ambit temp [°C] | humidity [rel%]	23.0 | 36
System version	5.0.5.0
Standard | Version	FCC 15.407, ISED RSS247 | NI
Method	KDB789033 D02, C.2.
Description	FCC 15.407 Min Emission Bandwidth - WLAN5Gx ac-VHT20 mode U-NII-3
Information	

EUT Common Settings WLAN5Gx

Number of antenna ports	2
User Interaction	No
Device class U-NII-1 (FCC)	AP outdoor
Limit W52 japan	Standard
TPC supported	No
Vehicle use (ISED)	No

Equipment

Signal analyzer,Rohde&Schwarz,FSV-40,1307.9002K40/101042,3.70
Switch matrix,cetecom advanced GmbH,USM,B002,1.0.0

Test Parameter

Technology to test	WLAN5Gx ac-VHT20 mode
EUT port	EUT1
Temperature	nom
Voltage	nom
Frequency low to test	True | Freq [MHz] 5745
Frequency mid to test	False | Freq [MHz] 5785
Frequency high to test	False | Freq [MHz] 5825
Auto control enabled power supply | Climatic Box	No | No
Additional path loss [dB]	0
Full path type	EUT_SA_GEN_SIG
Full path name	EUT1.MP.SIG1/EUT1.SA/EUT1.GEN1/EUT1.GEN2/
Switch bits	00010001:00010001:00000000:00000001

Test at TX 5745 MHz

RESULT: Reference power cond.

DESCRIPTION	LOWER LIMIT	UPPER LIMIT	MEASURED	UNIT	VERDICT
Ref. power 1MHz/1MHz cond.	---	---	10.81	dBm	INFO
Ref. frequency	---	---	5741.800	MHz	INFO

READ SA SETTINGS:

RefLevel [dBm] | RefLevelOffset [dB] | InpAtt [dB]	22.81 | 12.82 | 25
Start [MHz] | Stop [MHz]	5720.000 | 5770.000
RBW [MHz] | VBW [MHz]	0.100000 | 0.300000
Detector | TraceMode	POS | MAXH
Sweep: time [ms] | count | points per Section | type	2 | 1500 | 1001 | SWE

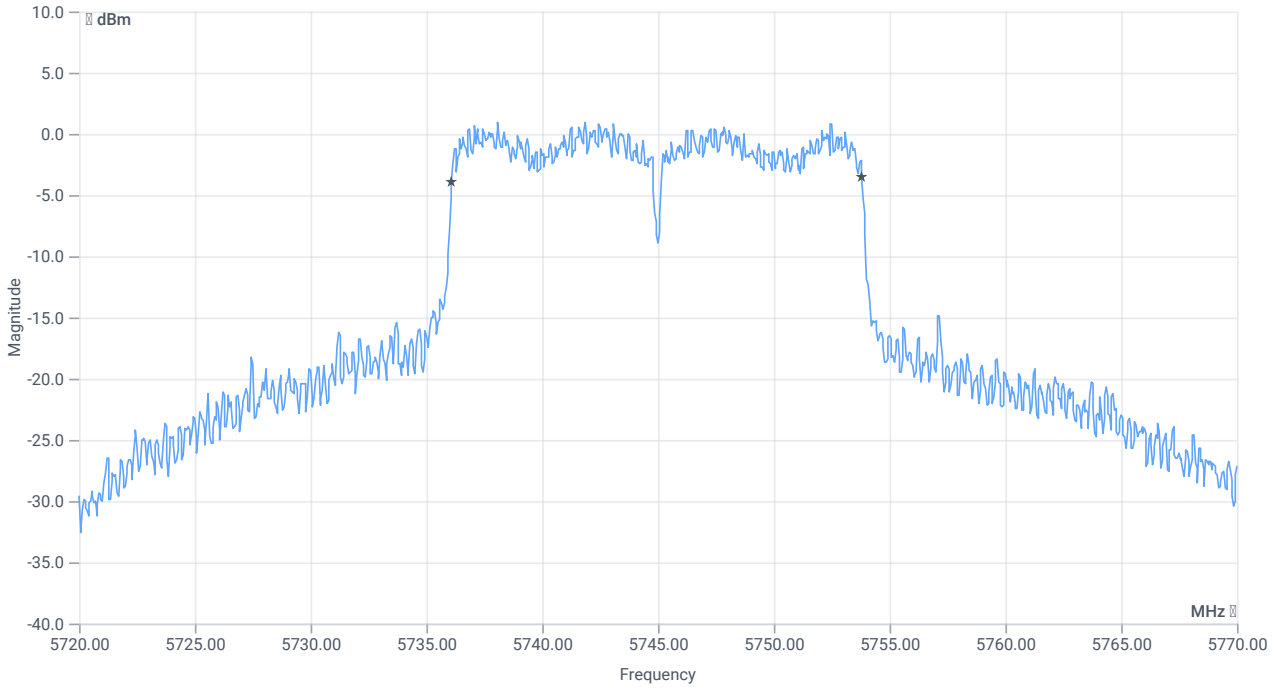

BW 6dB

RESULT

DESCRIPTION	LOWER LIMIT	UPPER LIMIT	MEASURED	UNIT	VERDICT
Bandwidth (6dB)	0.500	---	17.7	MHz	PASS

Verdict
PASS

FCC 15.407, ISED RSS247 # Minimum emission bandwidth ~ WLAN5Gx ac-VHT20 mode U-NII-3

References

TC start	12.06.2024 08:12:32
Ambit temp [°C] | humidity [rel%]	23.2 | 36
System version	5.0.5.0
Standard | Version	FCC 15.407, ISED RSS247 | NI
Method	KDB789033 D02, C.2.
Description	FCC 15.407 Min Emission Bandwidth - WLAN5Gx ac-VHT20 mode U-NII-3
Information	

EUT Common Settings WLAN5Gx

Number of antenna ports	2
User Interaction	No
Device class U-NII-1 (FCC)	AP outdoor
Limit W52 japan	Standard
TPC supported	No
Vehicle use (ISED)	No

Equipment

Signal analyzer,Rohde&Schwarz,FSV-40,1307.9002K40/101042,3.70
Switch matrix,cetecom advanced GmbH,USM,B002,1.0.0

Test Parameter

Technology to test	WLAN5Gx ac-VHT20 mode
EUT port	EUT1
Temperature	nom
Voltage	nom
Frequency low to test	False | Freq [MHz] 5745
Frequency mid to test	True | Freq [MHz] 5785
Frequency high to test	False | Freq [MHz] 5825
Auto control enabled power supply | Climatic Box	No | No
Additional path loss [dB]	0
Full path type	EUT_SA_GEN_SIG
Full path name	EUT1.MP.SIG1/EUT1.SA/EUT1.GEN1/EUT1.GEN2/
Switch bits	00010001:00010001:00000000:00000001

Test at TX 5785 MHz

RESULT: Reference power cond.

DESCRIPTION	LOWER LIMIT	UPPER LIMIT	MEASURED	UNIT	VERDICT
Ref. power 1MHz/1MHz cond.	---	---	12.40	dBm	INFO
Ref. frequency	---	---	5787.400	MHz	INFO

READ SA SETTINGS:

RefLevel [dBm] | RefLevelOffset [dB] | InpAtt [dB]	24.40 | 12.95 | 30
Start [MHz] | Stop [MHz]	5760.000 | 5810.000
RBW [MHz] | VBW [MHz]	0.100000 | 0.300000
Detector | TraceMode	POS | MAXH
Sweep: time [ms] | count | points per Section | type	2 | 1500 | 1001 | SWE

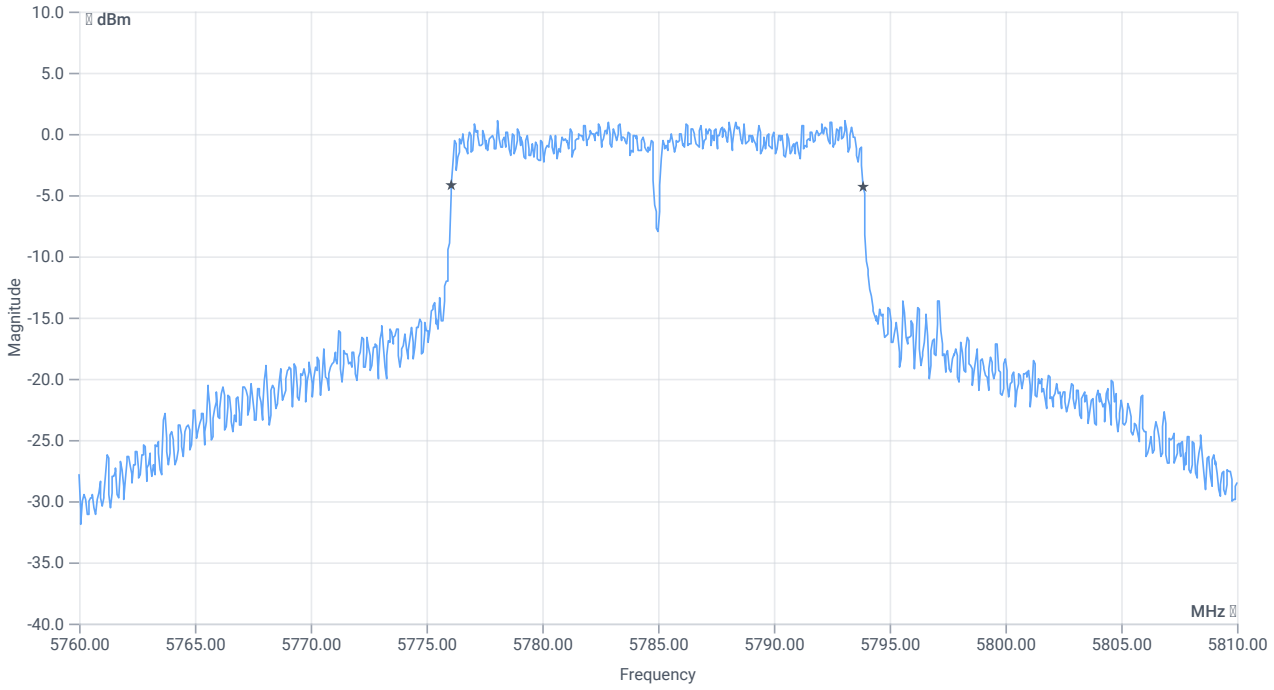

BW 6dB

RESULT

DESCRIPTION	LOWER LIMIT	UPPER LIMIT	MEASURED	UNIT	VERDICT
Bandwidth (6dB)	0.500	---	17.75	MHz	PASS

Verdict
PASS

FCC 15.407, ISED RSS247 # Minimum emission bandwidth ~ WLAN5Gx ac-VHT20 mode U-NII-3

References

TC start	12.06.2024 08:27:36
Ambit temp [°C] | humidity [rel%]	23.3 | 35
System version	5.0.5.0
Standard | Version	FCC 15.407, ISED RSS247 | NI
Method	KDB789033 D02, C.2.
Description	FCC 15.407 Min Emission Bandwidth - WLAN5Gx ac-VHT20 mode U-NII-3
Information	

EUT Common Settings WLAN5Gx

Number of antenna ports	2
User Interaction	No
Device class U-NII-1 (FCC)	AP outdoor
Limit W52 japan	Standard
TPC supported	No
Vehicle use (ISED)	No

Equipment

Signal analyzer,Rohde&Schwarz,FSV-40,1307.9002K40/101042,3.70
Switch matrix,cetecom advanced GmbH,USM,B002,1.0.0

Test Parameter

Technology to test	WLAN5Gx ac-VHT20 mode
EUT port	EUT1
Temperature	nom
Voltage	nom
Frequency low to test	False | Freq [MHz] 5745
Frequency mid to test	False | Freq [MHz] 5785
Frequency high to test	True | Freq [MHz] 5825
Auto control enabled power supply | Climatic Box	No | No
Additional path loss [dB]	0
Full path type	EUT_SA_GEN_SIG
Full path name	EUT1.MP.SIG1/EUT1.SA/EUT1.GEN1/EUT1.GEN2/
Switch bits	00010001:00010001:00000000:00000001

Test at TX 5825 MHz

RESULT: Reference power cond.

DESCRIPTION	LOWER LIMIT	UPPER LIMIT	MEASURED	UNIT	VERDICT
Ref. power 1MHz/1MHz cond.	---	---	11.20	dBm	INFO
Ref. frequency	---	---	5821.800	MHz	INFO

READ SA SETTINGS:

RefLevel [dBm] | RefLevelOffset [dB] | InpAtt [dB]	23.20 | 12.88 | 30
Start [MHz] | Stop [MHz]	5800.000 | 5850.000
RBW [MHz] | VBW [MHz]	0.100000 | 0.300000
Detector | TraceMode	POS | MAXH
Sweep: time [ms] | count | points per Section | type	2 | 1500 | 1001 | SWE

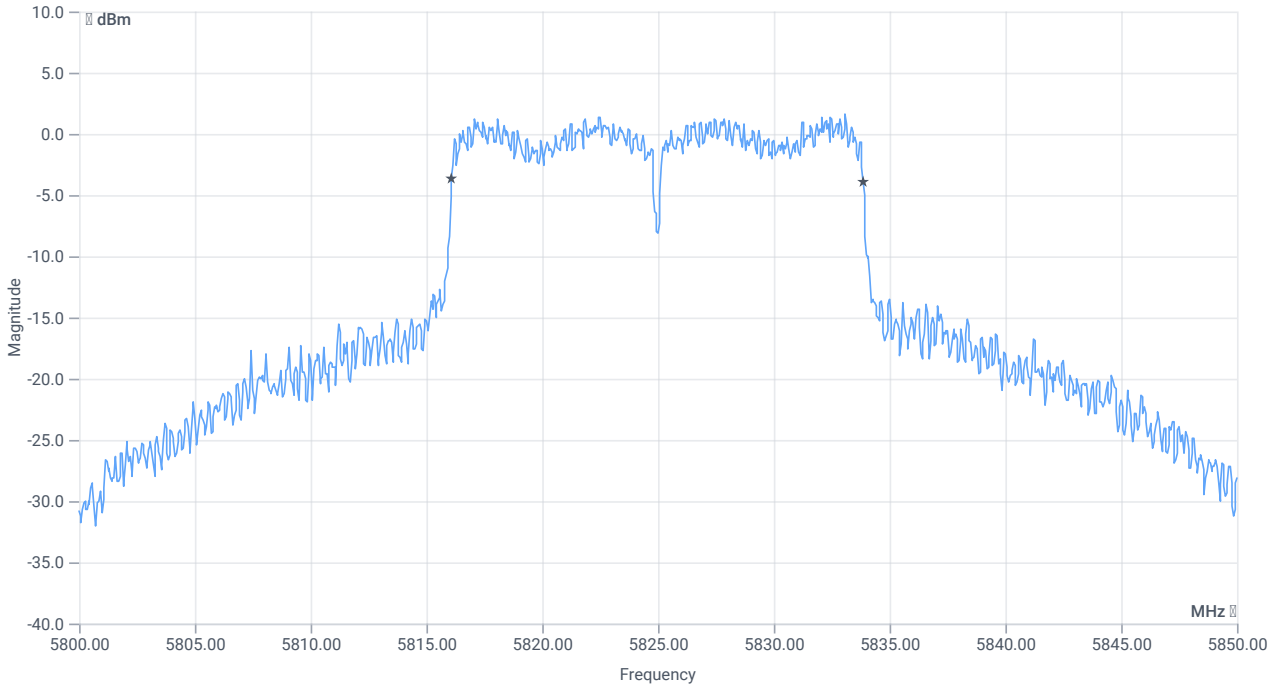

BW 6dB

RESULT

DESCRIPTION	LOWER LIMIT	UPPER LIMIT	MEASURED	UNIT	VERDICT
Bandwidth (6dB)	0.500	---	17.75	MHz	PASS

Verdict
PASS

FCC 15.407, ISED RSS247 # Minimum emission bandwidth ~ WLAN5Gx ac-VHT20 mode U-NII-3

References

TC start	12.06.2024 13:48:30
Ambit temp [°C] | humidity [rel%]	25.4 | 29
System version	5.0.5.0
Standard | Version	FCC 15.407, ISED RSS247 | NI
Method	KDB789033 D02, C.2.
Description	FCC 15.407 Min Emission Bandwidth - WLAN5Gx ac-VHT20 mode U-NII-3
Information	

EUT Common Settings WLAN5Gx

Number of antenna ports	2
User Interaction	No
Device class U-NII-1 (FCC)	AP outdoor
Limit W52 japan	Standard
TPC supported	No
Vehicle use (ISED)	No

Equipment

Signal analyzer,Rohde&Schwarz,FSV-40,1307.9002K40/101042,3.70
Switch matrix,cetecom advanced GmbH,USM,B002,1.0.0

Test Parameter

Technology to test	WLAN5Gx ac-VHT20 mode
EUT port	EUT2
Temperature	nom
Voltage	nom
Frequency low to test	True | Freq [MHz] 5745
Frequency mid to test	False | Freq [MHz] 5785
Frequency high to test	False | Freq [MHz] 5825
Auto control enabled power supply | Climatic Box	No | No
Additional path loss [dB]	0
Full path type	EUT_SA_GEN_SIG
Full path name	EUT2.MP.SIG1/EUT2.SA/EUT2.GEN1/EUT2.GEN2/
Switch bits	00100010:00010001:00000000:00000001

Test at TX 5745 MHz

RESULT: Reference power cond.

DESCRIPTION	LOWER LIMIT	UPPER LIMIT	MEASURED	UNIT	VERDICT
Ref. power 1MHz/1MHz cond.	---	---	10.74	dBm	INFO
Ref. frequency	---	---	5747.200	MHz	INFO

READ SA SETTINGS:

RefLevel [dBm] | RefLevelOffset [dB] | InpAtt [dB]	22.74 | 12.78 | 25
Start [MHz] | Stop [MHz]	5720.000 | 5770.000
RBW [MHz] | VBW [MHz]	0.100000 | 0.300000
Detector | TraceMode	POS | MAXH
Sweep: time [ms] | count | points per Section | type	2 | 1500 | 1001 | SWE

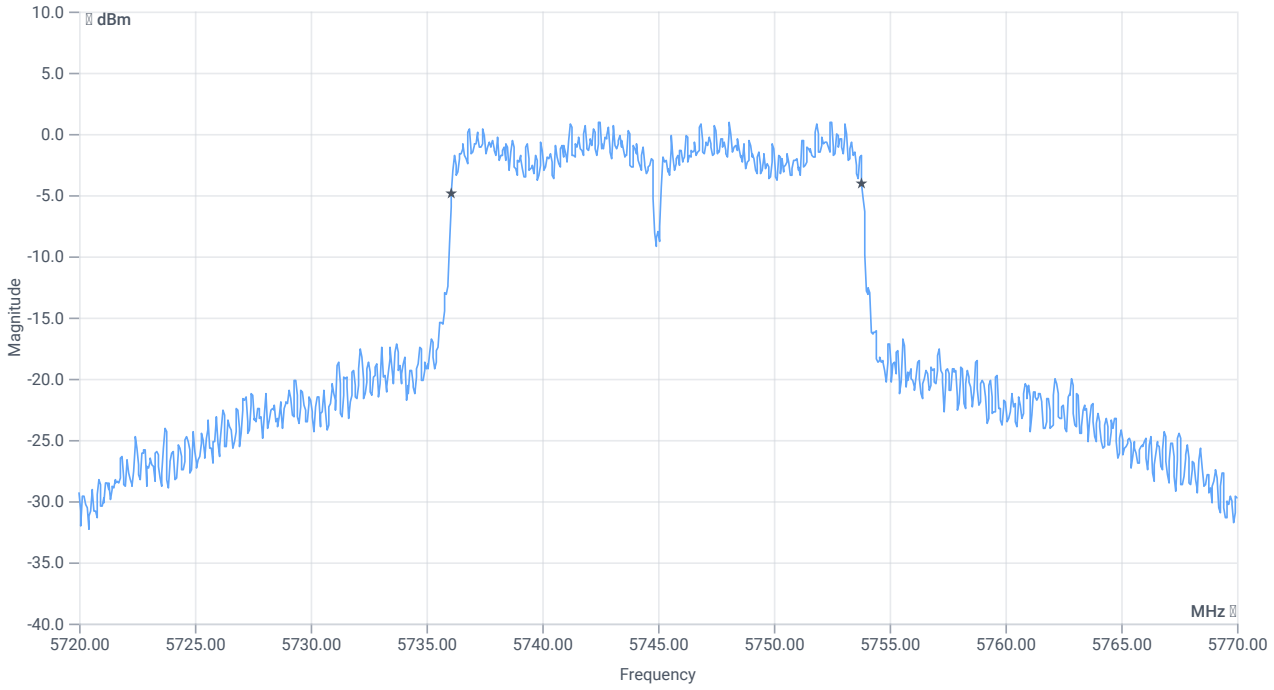

BW 6dB

RESULT

DESCRIPTION	LOWER LIMIT	UPPER LIMIT	MEASURED	UNIT	VERDICT
Bandwidth (6dB)	0.500	---	17.7	MHz	PASS

Verdict
PASS

FCC 15.407, ISED RSS247 # Minimum emission bandwidth ~ WLAN5Gx ac-VHT20 mode U-NII-3

References

TC start	12.06.2024 14:01:51
Ambit temp [°C] | humidity [rel%]	25.4 | 28
System version	5.0.5.0
Standard | Version	FCC 15.407, ISED RSS247 | NI
Method	KDB789033 D02, C.2.
Description	FCC 15.407 Min Emission Bandwidth - WLAN5Gx ac-VHT20 mode U-NII-3
Information	

EUT Common Settings WLAN5Gx

Number of antenna ports	2
User Interaction	No
Device class U-NII-1 (FCC)	AP outdoor
Limit W52 japan	Standard
TPC supported	No
Vehicle use (ISED)	No

Equipment

Signal analyzer,Rohde&Schwarz,FSV-40,1307.9002K40/101042,3.70
Switch matrix,cetecom advanced GmbH,USM,B002,1.0.0

Test Parameter

Technology to test	WLAN5Gx ac-VHT20 mode
EUT port	EUT2
Temperature	nom
Voltage	nom
Frequency low to test	False | Freq [MHz] 5745
Frequency mid to test	True | Freq [MHz] 5785
Frequency high to test	False | Freq [MHz] 5825
Auto control enabled power supply | Climatic Box	No | No
Additional path loss [dB]	0
Full path type	EUT_SA_GEN_SIG
Full path name	EUT2.MP.SIG1/EUT2.SA/EUT2.GEN1/EUT2.GEN2/
Switch bits	00100010:00010001:00000000:00000001

Test at TX 5785 MHz

RESULT: Reference power cond.

DESCRIPTION	LOWER LIMIT	UPPER LIMIT	MEASURED	UNIT	VERDICT
Ref. power 1MHz/1MHz cond.	---	---	10.29	dBm	INFO
Ref. frequency	---	---	5781.200	MHz	INFO

READ SA SETTINGS:

RefLevel [dBm] | RefLevelOffset [dB] | InpAtt [dB]	22.29 | 12.7 | 25
Start [MHz] | Stop [MHz]	5760.000 | 5810.000
RBW [MHz] | VBW [MHz]	0.100000 | 0.300000
Detector | TraceMode	POS | MAXH
Sweep: time [ms] | count | points per Section | type	2 | 1500 | 1001 | SWE

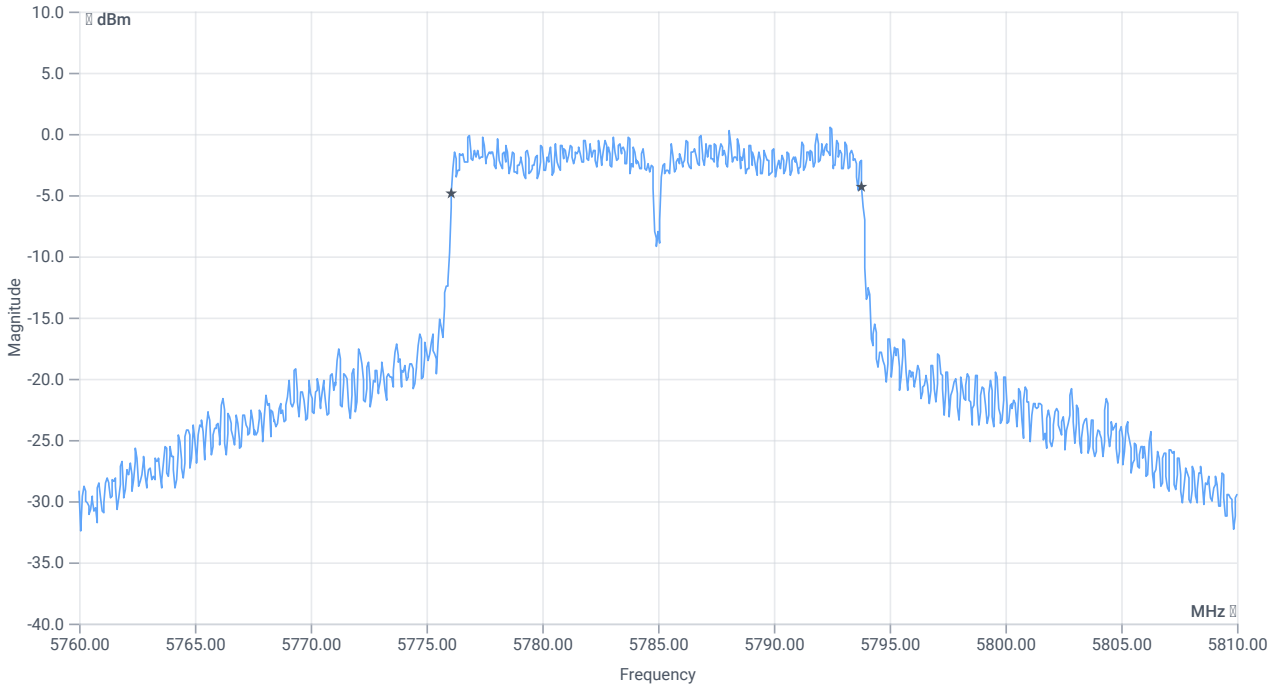

BW 6dB

RESULT

DESCRIPTION	LOWER LIMIT	UPPER LIMIT	MEASURED	UNIT	VERDICT
Bandwidth (6dB)	0.500	---	17.7	MHz	PASS

Verdict
PASS

FCC 15.407, ISED RSS247 # Minimum emission bandwidth ~ WLAN5Gx ac-VHT20 mode U-NII-3

References

TC start	12.06.2024 14:35:38
Ambit temp [°C] | humidity [rel%]	25.6 | 28
System version	5.0.5.0
Standard | Version	FCC 15.407, ISED RSS247 | NI
Method	KDB789033 D02, C.2.
Description	FCC 15.407 Min Emission Bandwidth - WLAN5Gx ac-VHT20 mode U-NII-3
Information	

EUT Common Settings WLAN5Gx

Number of antenna ports	2
User Interaction	No
Device class U-NII-1 (FCC)	AP outdoor
Limit W52 japan	Standard
TPC supported	No
Vehicle use (ISED)	No

Equipment

Signal analyzer,Rohde&Schwarz,FSV-40,1307.9002K40/101042,3.70
Switch matrix,cetecom advanced GmbH,USM,B002,1.0.0

Test Parameter

Technology to test	WLAN5Gx ac-VHT20 mode
EUT port	EUT2
Temperature	nom
Voltage	nom
Frequency low to test	False | Freq [MHz] 5745
Frequency mid to test	False | Freq [MHz] 5785
Frequency high to test	True | Freq [MHz] 5825
Auto control enabled power supply | Climatic Box	No | No
Additional path loss [dB]	0
Full path type	EUT_SA_GEN_SIG
Full path name	EUT2.MP.SIG1/EUT2.SA/EUT2.GEN1/EUT2.GEN2/
Switch bits	00100010:00010001:00000000:00000001

Test at TX 5825 MHz

RESULT: Reference power cond.

DESCRIPTION	LOWER LIMIT	UPPER LIMIT	MEASURED	UNIT	VERDICT
Ref. power 1MHz/1MHz cond.	---	---	10.52	dBm	INFO
Ref. frequency	---	---	5817.010	MHz	INFO

READ SA SETTINGS:

RefLevel [dBm] | RefLevelOffset [dB] | InpAtt [dB]	22.52 | 12.73 | 25
Start [MHz] | Stop [MHz]	5800.000 | 5850.000
RBW [MHz] | VBW [MHz]	0.100000 | 0.300000
Detector | TraceMode	POS | MAXH
Sweep: time [ms] | count | points per Section | type	2 | 1500 | 1001 | SWE

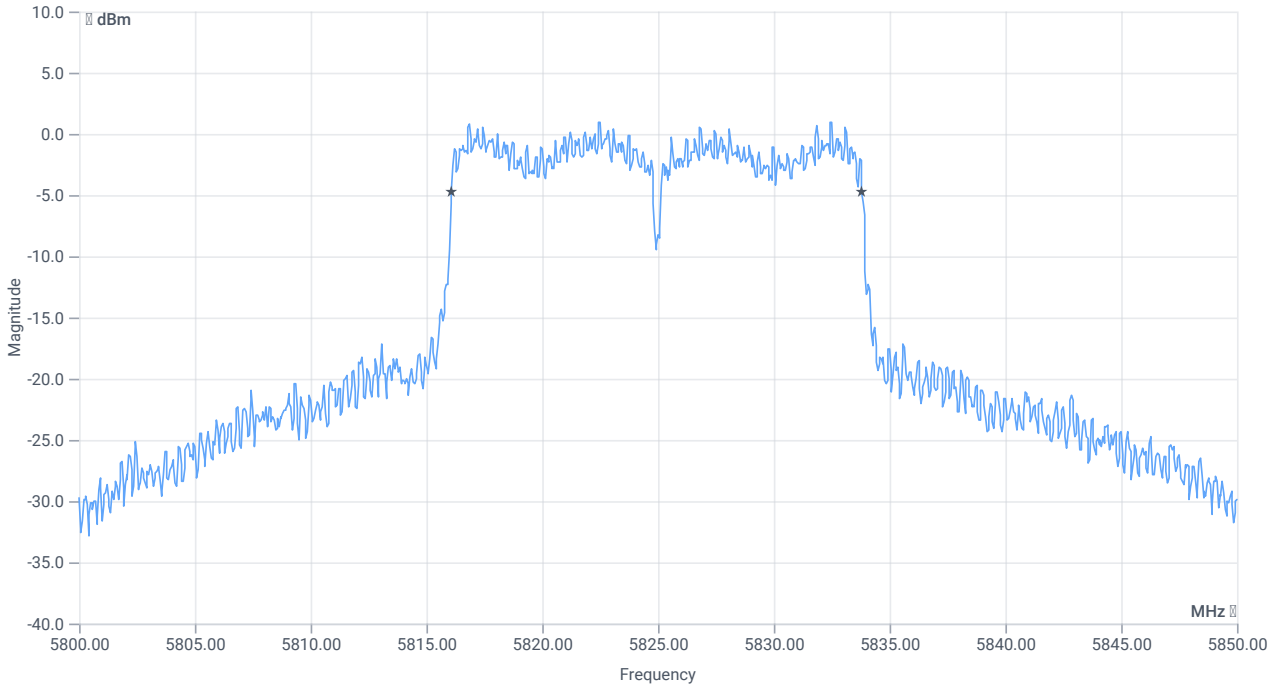

BW 6dB

RESULT

DESCRIPTION	LOWER LIMIT	UPPER LIMIT	MEASURED	UNIT	VERDICT
Bandwidth (6dB)	0.500	---	17.7	MHz	PASS

Verdict
PASS

FCC 15.407, ISED RSS247 # Minimum emission bandwidth ~ WLAN5Gx ac-VHT40 mode U-NII-3

References

TC start	12.06.2024 08:44:51
Ambit temp [°C] | humidity [rel%]	23.4 | 35
System version	5.0.5.0
Standard | Version	FCC 15.407, ISED RSS247 | NI
Method	KDB789033 D02, C.2.
Description	FCC 15.407 Min Emission Bandwidth - WLAN5Gx ac-VHT40 mode U-NII-3
Information	

EUT Common Settings WLAN5Gx

Number of antenna ports	2
User Interaction	No
Device class U-NII-1 (FCC)	AP outdoor
Limit W52 japan	Standard
TPC supported	No
Vehicle use (ISED)	No

Equipment

Signal analyzer,Rohde&Schwarz,FSV-40,1307.9002K40/101042,3.70
Switch matrix,cetecom advanced GmbH,USM,B002,1.0.0

Test Parameter

Technology to test	WLAN5Gx ac-VHT40 mode
EUT port	EUT1
Temperature	nom
Voltage	nom
Frequency low to test	True | Freq [MHz] 5755
Frequency mid to test	False | Freq [MHz] 0
Frequency high to test	False | Freq [MHz] 5795
Auto control enabled power supply | Climatic Box	No | No
Additional path loss [dB]	0
Full path type	EUT_SA_GEN_SIG
Full path name	EUT1.MP.SIG1/EUT1.SA/EUT1.GEN1/EUT1.GEN2/
Switch bits	00010001:00010001:00000000:00000001

Test at TX 5755 MHz

RESULT: Reference power cond.

DESCRIPTION	LOWER LIMIT	UPPER LIMIT	MEASURED	UNIT	VERDICT
Ref. power 1MHz/1MHz cond.	---	---	8.64	dBm	INFO
Ref. frequency	---	---	5770.380	MHz	INFO

READ SA SETTINGS:

RefLevel [dBm] | RefLevelOffset [dB] | InpAtt [dB]	20.64 | 12.86 | 25
Start [MHz] | Stop [MHz]	5705.000 | 5805.000
RBW [MHz] | VBW [MHz]	0.100000 | 0.300000
Detector | TraceMode	POS | MAXH
Sweep: time [ms] | count | points per Section | type	2 | 1500 | 1001 | SWE

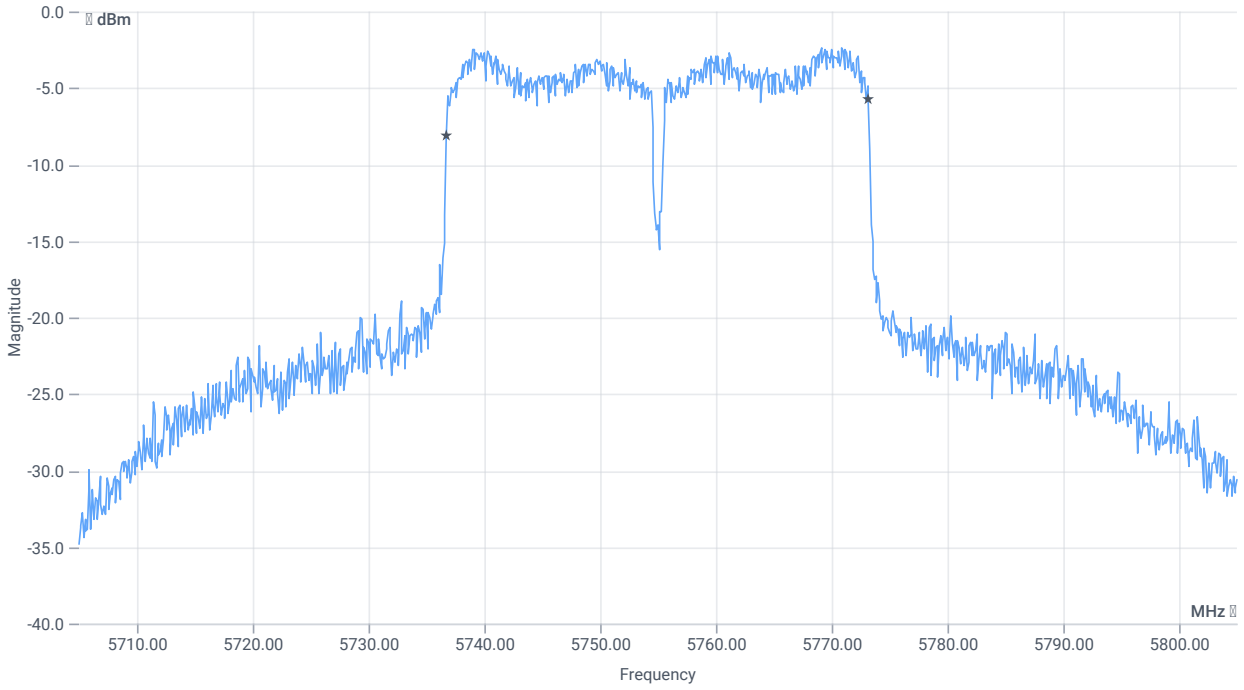

BW 6dB

RESULT

DESCRIPTION	LOWER LIMIT	UPPER LIMIT	MEASURED	UNIT	VERDICT
Bandwidth (6dB)	0.500	---	36.5	MHz	PASS

Verdict
PASS

FCC 15.407, ISED RSS247 # Minimum emission bandwidth ~ WLAN5Gx ac-VHT40 mode U-NII-3

References

TC start	12.06.2024 09:06:32
Ambit temp [°C] | humidity [rel%]	23.7 | 35
System version	5.0.5.0
Standard | Version	FCC 15.407, ISED RSS247 | NI
Method	KDB789033 D02, C.2.
Description	FCC 15.407 Min Emission Bandwidth - WLAN5Gx ac-VHT40 mode U-NII-3
Information	

EUT Common Settings WLAN5Gx

Number of antenna ports	2
User Interaction	No
Device class U-NII-1 (FCC)	AP outdoor
Limit W52 japan	Standard
TPC supported	No
Vehicle use (ISED)	No

Equipment

Signal analyzer,Rohde&Schwarz,FSV-40,1307.9002K40/101042,3.70
Switch matrix,cetecom advanced GmbH,USM,B002,1.0.0

Test Parameter

Technology to test	WLAN5Gx ac-VHT40 mode
EUT port	EUT1
Temperature	nom
Voltage	nom
Frequency low to test	False | Freq [MHz] 5755
Frequency mid to test	False | Freq [MHz] 0
Frequency high to test	True | Freq [MHz] 5795
Auto control enabled power supply | Climatic Box	No | No
Additional path loss [dB]	0
Full path type	EUT_SA_GEN_SIG
Full path name	EUT1.MP.SIG1/EUT1.SA/EUT1.GEN1/EUT1.GEN2/
Switch bits	00010001:00010001:00000000:00000001

Test at TX 5795 MHz

RESULT: Reference power cond.

DESCRIPTION	LOWER LIMIT	UPPER LIMIT	MEASURED	UNIT	VERDICT
Ref. power 1MHz/1MHz cond.	---	---	8.37	dBm	INFO
Ref. frequency	---	---	5810.780	MHz	INFO

READ SA SETTINGS:

RefLevel [dBm] | RefLevelOffset [dB] | InpAtt [dB]	20.37 | 12.97 | 25
Start [MHz] | Stop [MHz]	5745.000 | 5845.000
RBW [MHz] | VBW [MHz]	0.100000 | 0.300000
Detector | TraceMode	POS | MAXH
Sweep: time [ms] | count | points per Section | type	2 | 1500 | 1001 | SWE

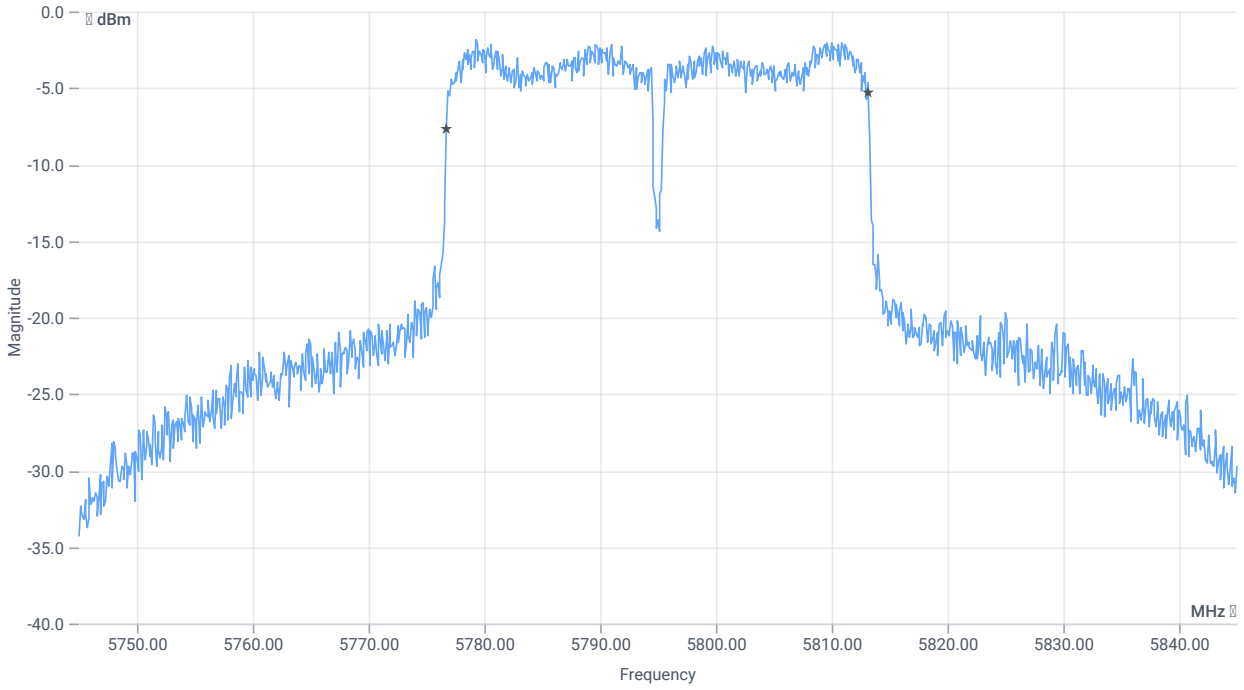

BW 6dB

RESULT

DESCRIPTION	LOWER LIMIT	UPPER LIMIT	MEASURED	UNIT	VERDICT
Bandwidth (6dB)	0.500	---	36.5	MHz	PASS

Verdict
PASS

FCC 15.407, ISED RSS247 # Minimum emission bandwidth ~ WLAN5Gx ac-VHT40 mode U-NII-3

References

TC start	12.06.2024 12:25:44
Ambit temp [°C] | humidity [rel%]	24.9 | 30
System version	5.0.5.0
Standard | Version	FCC 15.407, ISED RSS247 | NI
Method	KDB789033 D02, C.2.
Description	FCC 15.407 Min Emission Bandwidth - WLAN5Gx ac-VHT40 mode U-NII-3
Information	

EUT Common Settings WLAN5Gx

Number of antenna ports	2
User Interaction	No
Device class U-NII-1 (FCC)	AP outdoor
Limit W52 japan	Standard
TPC supported	No
Vehicle use (ISED)	No

Equipment

Signal analyzer,Rohde&Schwarz,FSV-40,1307.9002K40/101042,3.70
Switch matrix,cetecom advanced GmbH,USM,B002,1.0.0

Test Parameter

Technology to test	WLAN5Gx ac-VHT40 mode
EUT port	EUT2
Temperature	nom
Voltage	nom
Frequency low to test	True | Freq [MHz] 5755
Frequency mid to test	False | Freq [MHz] 0
Frequency high to test	False | Freq [MHz] 5795
Auto control enabled power supply | Climatic Box	No | No
Additional path loss [dB]	0
Full path type	EUT_SA_GEN_SIG
Full path name	EUT2.MP.SIG1/EUT2.SA/EUT2.GEN1/EUT2.GEN2/
Switch bits	00100010:00010001:00000000:00000001

Test at TX 5755 MHz

RESULT: Reference power cond.

DESCRIPTION	LOWER LIMIT	UPPER LIMIT	MEASURED	UNIT	VERDICT
Ref. power 1MHz/1MHz cond.	---	---	8.67	dBm	INFO
Ref. frequency	---	---	5770.580	MHz	INFO

READ SA SETTINGS:

RefLevel [dBm] | RefLevelOffset [dB] | InpAtt [dB]	20.67 | 12.76 | 25
Start [MHz] | Stop [MHz]	5705.000 | 5805.000
RBW [MHz] | VBW [MHz]	0.100000 | 0.300000
Detector | TraceMode	POS | MAXH
Sweep: time [ms] | count | points per Section | type	2 | 1500 | 1001 | SWE

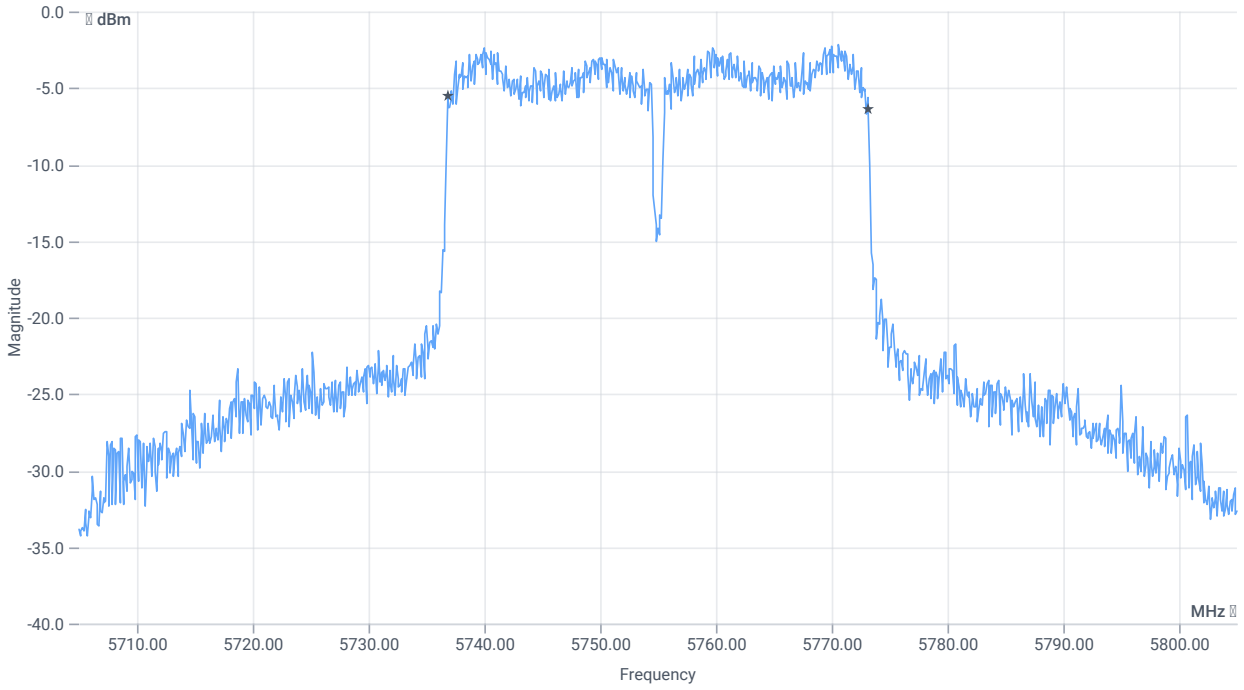

BW 6dB

RESULT

DESCRIPTION	LOWER LIMIT	UPPER LIMIT	MEASURED	UNIT	VERDICT
Bandwidth (6dB)	0.500	---	36.4	MHz	PASS

Verdict

PASS

FCC 15.407, ISED RSS247 # Minimum emission bandwidth ~ WLAN5Gx ac-VHT40 mode U-NII-3

References

TC start	12.06.2024 12:56:54
Ambit temp [°C] | humidity [rel%]	25.2 | 29
System version	5.0.5.0
Standard | Version	FCC 15.407, ISED RSS247 | NI
Method	KDB789033 D02, C.2.
Description	FCC 15.407 Min Emission Bandwidth - WLAN5Gx ac-VHT40 mode U-NII-3
Information	

EUT Common Settings WLAN5Gx

Number of antenna ports	2
User Interaction	No
Device class U-NII-1 (FCC)	AP outdoor
Limit W52 japan	Standard
TPC supported	No
Vehicle use (ISED)	No

Equipment

Signal analyzer,Rohde&Schwarz,FSV-40,1307.9002K40/101042,3.70
Switch matrix,cetecom advanced GmbH,USM,B002,1.0.0

Test Parameter

Technology to test	WLAN5Gx ac-VHT40 mode
EUT port	EUT2
Temperature	nom
Voltage	nom
Frequency low to test	False | Freq [MHz] 5755
Frequency mid to test	False | Freq [MHz] 0
Frequency high to test	True | Freq [MHz] 5795
Auto control enabled power supply | Climatic Box	No | No
Additional path loss [dB]	0
Full path type	EUT_SA_GEN_SIG
Full path name	EUT2.MP.SIG1/EUT2.SA/EUT2.GEN1/EUT2.GEN2/
Switch bits	00100010:00010001:00000000:00000001

Test at TX 5795 MHz

RESULT: Reference power cond.

DESCRIPTION	LOWER LIMIT	UPPER LIMIT	MEASURED	UNIT	VERDICT
Ref. power 1MHz/1MHz cond.	---	---	7.49	dBm	INFO
Ref. frequency	---	---	5810.180	MHz	INFO

READ SA SETTINGS:

RefLevel [dBm] | RefLevelOffset [dB] | InpAtt [dB]	19.49 | 12.67 | 25
Start [MHz] | Stop [MHz]	5745.000 | 5845.000
RBW [MHz] | VBW [MHz]	0.100000 | 0.300000
Detector | TraceMode	POS | MAXH
Sweep: time [ms] | count | points per Section | type	2 | 1500 | 1001 | SWE

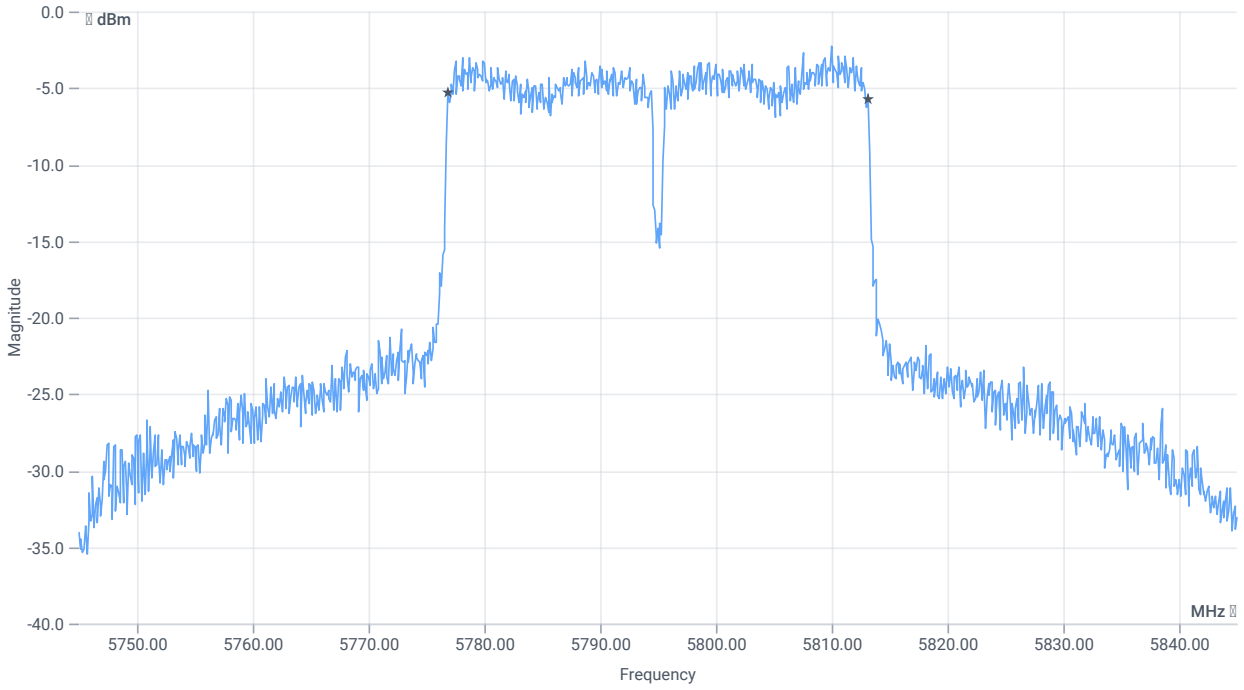

BW 6dB

RESULT

DESCRIPTION	LOWER LIMIT	UPPER LIMIT	MEASURED	UNIT	VERDICT
Bandwidth (6dB)	0.500	---	36.4	MHz	PASS

Verdict
PASS

FCC 15.407, ISED RSS247 # Minimum emission bandwidth ~ WLAN5Gx ac-VHT80 mode U-NII-3

References

TC start	25.06.2024 12:38:41
Ambit temp [°C] | humidity [rel%]	24.7 | 52
System version	5.0.7.0
Standard | Version	FCC 15.407, ISED RSS247 | NI
Method	KDB789033 D02, C.2.
Description	FCC 15.407 Min Emission Bandwidth - WLAN5Gx ac-VHT80 mode U-NII-3
Information	

EUT Common Settings WLAN5Gx

Number of antenna ports	2
User Interaction	No
Device class U-NII-1 (FCC)	AP outdoor
Limit W52 japan	Standard
TPC supported	No
Vehicle use (ISED)	No

Equipment

Signal analyzer,Rohde&Schwarz,FSV-40,1307.9002K40/101042,3.70
Switch matrix,cetecom advanced GmbH,USM,B002,1.0.0

Test Parameter

Technology to test	WLAN5Gx ac-VHT80 mode
EUT port	EUT1
Temperature	nom
Voltage	nom
Frequency low to test	False | Freq [MHz] 0
Frequency mid to test	True | Freq [MHz] 5775
Frequency high to test	False | Freq [MHz] 0
Auto control enabled power supply | Climatic Box	No | No
Additional path loss [dB]	0
Full path type	EUT_SA_GEN_SIG
Full path name	EUT1.MP.SIG1/EUT1.SA/EUT1.GEN1/EUT1.GEN2/
Switch bits	00010001:00010001:00000000:00000001

Test at TX 5775 MHz

RESULT: Reference power cond.

DESCRIPTION	LOWER LIMIT	UPPER LIMIT	MEASURED	UNIT	VERDICT
Ref. power 1MHz/1MHz cond.	---	---	1.61	dBm	INFO
Ref. frequency	---	---	5787.590	MHz	INFO

READ SA SETTINGS:

RefLevel [dBm] | RefLevelOffset [dB] | InpAtt [dB]	13.61 | 12.92 | 20
Start [MHz] | Stop [MHz]	5675.000 | 5875.000
RBW [MHz] | VBW [MHz]	0.100000 | 0.300000
Detector | TraceMode	POS | MAXH
Sweep: time [ms] | count | points per Section | type	2 | 1500 | 1001 | SWE

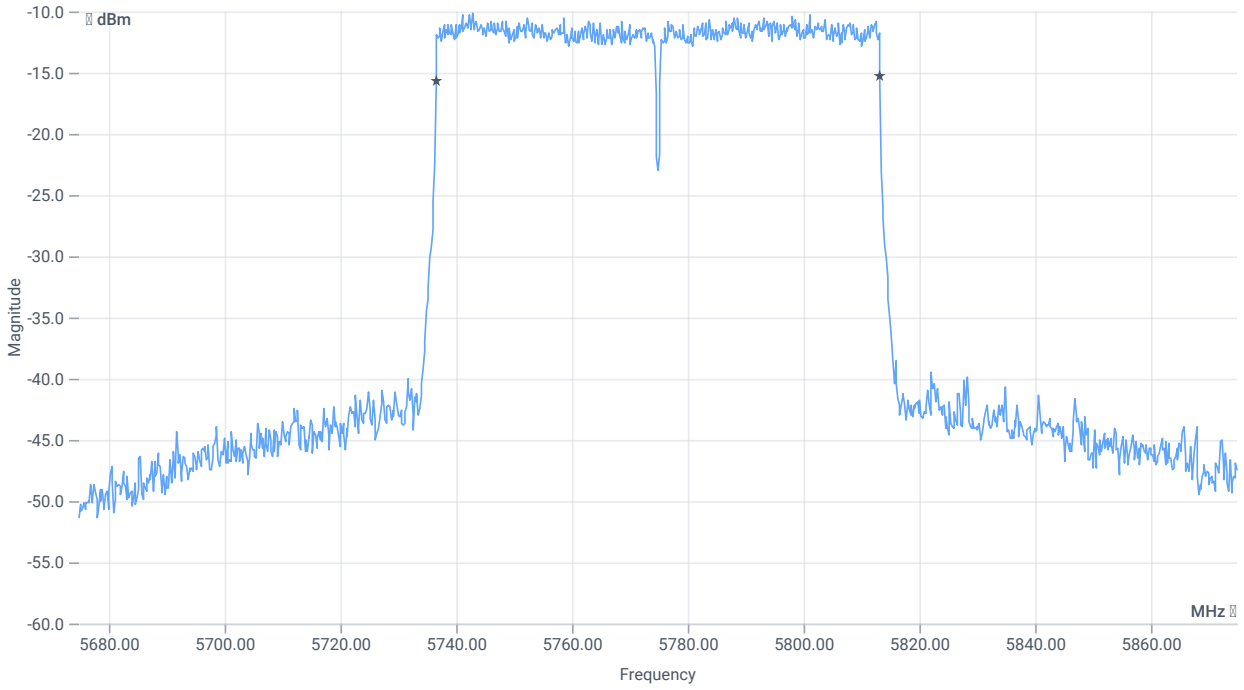

BW 6dB

RESULT

DESCRIPTION	LOWER LIMIT	UPPER LIMIT	MEASURED	UNIT	VERDICT
Bandwidth (6dB)	0.500	---	76.8	MHz	PASS

Verdict
PASS

FCC 15.407, ISED RSS247 # Minimum emission bandwidth ~ WLAN5Gx ac-VHT80 mode U-NII-3

References

TC start	25.06.2024 12:43:28
Ambit temp [°C] | humidity [rel%]	24.9 | 52
System version	5.0.7.0
Standard | Version	FCC 15.407, ISED RSS247 | NI
Method	KDB789033 D02, C.2.
Description	FCC 15.407 Min Emission Bandwidth - WLAN5Gx ac-VHT80 mode U-NII-3
Information	

EUT Common Settings WLAN5Gx

Number of antenna ports	2
User Interaction	No
Device class U-NII-1 (FCC)	AP outdoor
Limit W52 japan	Standard
TPC supported	No
Vehicle use (ISED)	No

Equipment

Signal analyzer,Rohde&Schwarz,FSV-40,1307.9002K40/101042,3.70
Switch matrix,cetecom advanced GmbH,USM,B002,1.0.0

Test Parameter

Technology to test	WLAN5Gx ac-VHT80 mode
EUT port	EUT2
Temperature	nom
Voltage	nom
Frequency low to test	False | Freq [MHz] 0
Frequency mid to test	True | Freq [MHz] 5775
Frequency high to test	False | Freq [MHz] 0
Auto control enabled power supply | Climatic Box	No | No
Additional path loss [dB]	0
Full path type	EUT_SA_GEN_SIG
Full path name	EUT2.MP.SIG1/EUT2.SA/EUT2.GEN1/EUT2.GEN2/
Switch bits	00100010:00010001:00000000:00000001

Test at TX 5775 MHz

RESULT: Reference power cond.

DESCRIPTION	LOWER LIMIT	UPPER LIMIT	MEASURED	UNIT	VERDICT
Ref. power 1MHz/1MHz cond.	---	---	0.48	dBm	INFO
Ref. frequency	---	---	5804.170	MHz	INFO

READ SA SETTINGS:

RefLevel [dBm] | RefLevelOffset [dB] | InpAtt [dB]	12.48 | 12.72 | 15
Start [MHz] | Stop [MHz]	5675.000 | 5875.000
RBW [MHz] | VBW [MHz]	0.100000 | 0.300000
Detector | TraceMode	POS | MAXH
Sweep: time [ms] | count | points per Section | type	2 | 1500 | 1001 | SWE

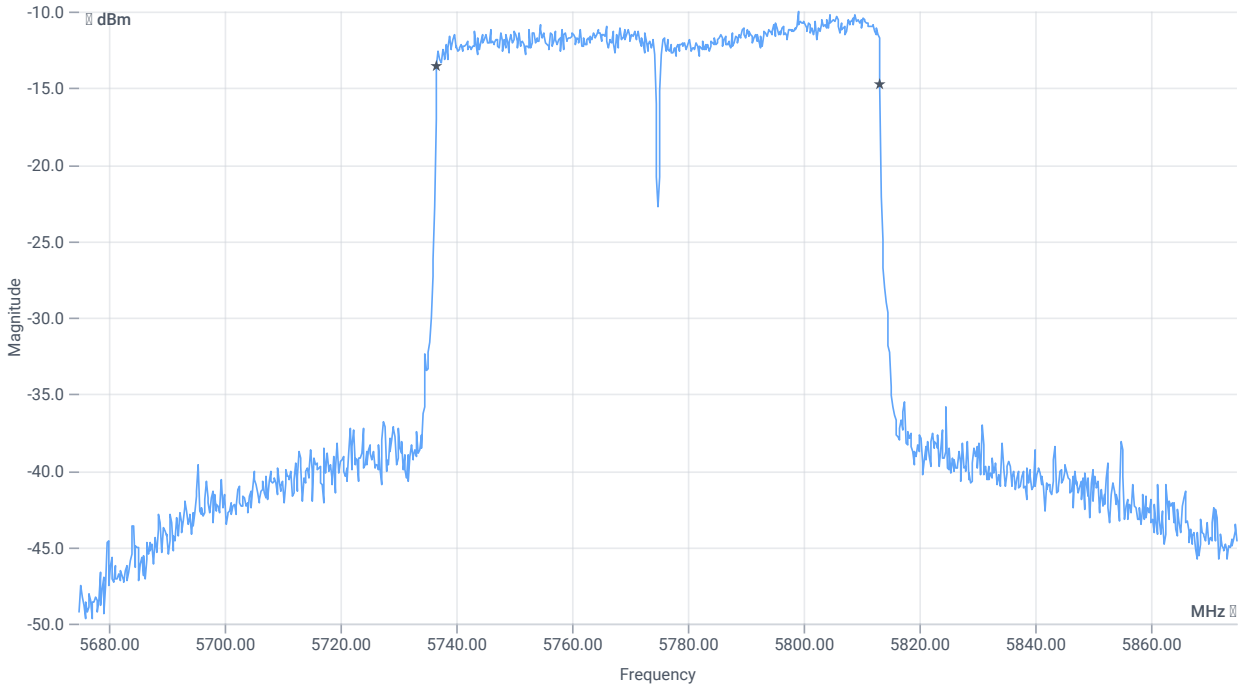

BW 6dB

RESULT

DESCRIPTION	LOWER LIMIT	UPPER LIMIT	MEASURED	UNIT	VERDICT
Bandwidth (6dB)	0.500	---	76.6	MHz	PASS

Verdict
PASS

- END OF DOCUMENT -