FCC PART 15C TEST REPORT FOR CERTIFICATION
On Behalf of

Blaupunkt Europe GmbH

Car DVD PLAYER

Model Number: San Antonio 640

Additional Model: San Marino 330

Houston 640

FCC ID: RPL-SANANTO640

Prepared for : Blaupunkt Europe GmbH
Robert Bosch Str. 200 31139 Hildesheim, Niedersachsen Germany

Prepared By : EST Technology Co., Ltd.
Santun(guantai Road), Houjie Town, DongGuan City, GuangDong, China.

Tel: 86-769-83081888-808

Report Number : ESTE-R1506020
Date of Test : June 29 ~July 03,2015
Date of Report : July 06, 2015

TABLE OF CONTENTS

Description Page

TEST REPORT VERIFICATION 3
1. GENERAL INFORMATION 5
1.1. Description of Device (EUT) 5
2. SUMMARY OF TEST 6
2.1. Summary of test result 6
2.2. Test Facilities 7
2.3. Measurement uncertainty 8
2.4. Assistant equipment used for test 8
2.5. Block Diagram 8
2.6. Test mode 9
2.7. Channel List for Bluetooth 9
2.8. Test Equipment 10
3. MAXIMUM PEAK OUTPUT POWER 11
3.1. Limit 11
3.2. Test Procedure 11
3.3. Test Result 11
3.4. Test Data 12
4. 20 DB BANDWIDTH 16
4.1. Limit 16
4.2. Test Procedure 16
4.3. Test Result 16
4.4. Test Data 17
5. CARRIER FREQUENCY SEPARATION 21
5.1. Limit 21
5.2. Test Procedure 21
5.3. Test Result 21
5.4. Test Data 22
6. NUMBER OF HOPPING CHANNEL 26
6.1. Limit 26
6.2. Test Procedure 26
6.3. Test Result 26
6.4. Test Data 27
7. DWELL TIME 29
7.1. Limit 29
7.2. Test Result 29
7.3. Test Data 30
8. RADIATED EMISSIONS 36
8.1. Limit 36
8.2. Block Diagram of Test setup 37
8.3. Test Procedure 38
8.4. Test Result 38

8.5. Test Data 39
9. BAND EDGE COMPLIANCE 75
9.1. Limit 75
9.2. Block Diagram of Test setup 75
9.3. Test Procedure 76
9.4. Test Result 76
9.5. Test Data 77
10. ANTENNA REQUIREMENTS 93
10.1. Limit 93
10.2. Result 93
11. TEST SETUP PHOTO 94
12. PHOTOS OF EUT 95

Test Report Verification

Applicant: **Address:**	Blaupunkt Europe GmbH Robert Bosch Str. 200 31139 Hildesheim, Niedersachsen Germany
Manufacturer Address:	Huizhou Foryou General Electronics Co.,Ltd North Shang Road, Dongjiang Hi-tech Industry Park Huizhou, Guangdong Proving,516005,P R China
E.U.T:	Car DVD PLAYER
Model Number:	San Antonio 640 （Note ： Basic model with all functions）
Additional Model:	San Marino 330 (Note ： The same motherboard, removing mechanism and servo board guidelines, navigation, and integrated circuit chips); Houston 640 (Note ： The same motherboard, only panel appearance different)
Power Supply:	DC 12V
Test Voltage:	DC 12V
Trade Name:	Blaupunkt Serial No.: ------
Date of Receipt:	June 29, 2015 Date of Test: June 29 ~July03,2015
Test Specification:	FCC Rules and Regulations Part 15 Subpart C:2014 ANSI C63.10:2013
Test Result:	The device described above is tested by EST Technology Co., Ltd.. The measurement results were contained in this test report and EST Technology Co., Ltd. was assumed full responsibility for the accuracy and completeness of these measurements. Also, this report shows that the EUT to be technically compliance with the FCC Rules and Regulations Part 15 Subpart C requirements. This report applies to above tested sample only and shall not be reproduced in part without written approval of EST Technology Co., Ltd. Date: July 06, 2015

Prepared by:	Tested by:	Approved by:
Ada / Assistant	Tony.Tang/ Engineer	IcemanHu / Manager

Other Aspects:

None.

Abbreviations: OK/P=passed fail/F=failed n.a/N=not applicable E.U.T=equipment under tested

This test report is based on a single evaluation of one sample of above mentioned products ,It is not permitted to be duplicated in extracts without written approval of EST Technology Co., Ltd.

1. GENERAL INFORMATION

1.1. Description of Device (EUT)

Product Name	:	Car DVD PLAYER
Model Number	:	San Antonio 640
FCC ID	:	RPL-SANANTO640
Operation frequency	:	2402MHz~2480MHz
Number of channel	:	79
Antenna	:	Integrated PCB antenna, 0 dBi gain
Modulation	:	FHSS (GFSK, π/4-DQPSK, 8-DPSK)
Sample Type	:	Prototype production

2. SUMMARY OF TEST

2.1. Summary of test result

Description of Test Item	Standard	Results
Maximum Peak Output Power	FCC Part 15: 15.247(b)(1) DA 00-705	PASS
20dB Bandwidth	FCC Part 15: 15.215 DA 00-705	PASS
Carrier Frequency Separation	FCC Part 15: 15.247(a)(1) DA 00-705	PASS
Number Of Hopping Channel	FCC Part 15: 15.247(a)(1)(iii) DA 00-705	PASS
Dwell Time	FCC Part 15: 15.247(a)(1)(iii) DA 00-705	PASS
Radiated Emission	FCC Part 15: 15.209 FCC Part 15: 15.247(d) ANSI C63.10: 2013 DA 00-705	PASS
Band Edge Compliance	FCC Part 15: 15.247(d) DA 00-705	PASS
Power Line Conducted Emissions	FCC Part 15: 15.207 ANSI C63.4: 2003 DA 00-705	N/A
Antenna requirement	FCC Part 15: 15.203	PASS
Note: 15.207 only signals conducted onto the AC power lines are required to be measured. The equipment is only DC power supply, so “Power Line Conducted Emissions” is not required.		

2.2. Test Facilities

EMC Lab	:	Certificated by CNAL, CHINA Registration No.: L5288 Date of registration: November 13, 2014 Certificated by FCC, USA Registration No.: 989591 Date of registration: November 20, 2013 Certificated by Industry Canada Registration No.: 46405-9405 Test Side Number: 9405A-1 Date of registration: January 03, 2013 Certificated by VCCI, Japan Registration No.: R-3663 & C-4103 Date of registration: July 25, 2011 Certificated by TUV Rheinland, Germany Registration No.: UA 50195514 0001 Date of registration: January 07, 2011 Certificated by TUV/PS, Shenzhen Registration No.: SCN1017 Date of registration: January 27, 2011 Certificated by Intertek ETL SEMKO Registration No.: 2011-RTL-L1-18 Date of registration: April 28, 2011 Certificated by Siemic, Inc. Registration No.: SLCN021 Date of registration: November 8, 2011 Certificated by Nemko, Hong Kong Registration No.: 175193 Date of registration: May 4, 2011
Name of Firm	:	EST Technology Co., Ltd.
Site Location	:	San Tun Management Zone, Houjie Town, Dongguan, Guangdong, China

2.3. Measurement uncertainty

Test Item	Uncertainty
Uncertainty for Conduction emission test	2.54dB
Uncertainty for Radiation Emission test (30MHz-1GHz)	3.62
Uncertainty for Radiation Emission test (1GHz to 18GHz)	4.86
Uncertainty for radio frequency	7×10-8
Uncertainty for conducted RF Power	0.20dB
Uncertainty for Power density test	0.26dB

Note：This uncertainty represents an expanded uncertainty expressed at approximately the 95% confidence level using a coverage factor of k=2.

2.4. Assistant equipment used for test

2.4.1. N/A

2.5. Block Diagram

For radiated emissions test: EUT was placed on a turn table, which is 0.8 meter high above ground.EUT was be set into BT test mode by software before test.

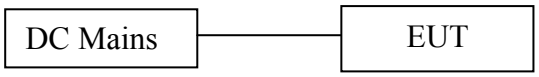

(EUT: Car DVD PLAYER)

2.6. Test mode

The test software was used to control EUT work in Continuous TX mode, and select test channel, wireless mode

Mode	Channel	Frequency
GFSK	Low	2402MHz
	Middle	2441MHz
	High	2480MHz
8-DPSK	Low	2402MHz
	Middle	2441MHz
	High	2480MHz

2.7. Channel List for Bluetooth

Channel No.	Frequency (MHz)	Channel No.	Frequency (MHz)	Channel No.	Frequency (MHz)	Channel No.	Frequency (MHz)
1	2402	2	2403	3	2404	4	2405
5	2406	6	2407	7	2408	8	2409
9	2410	10	2411	11	2412	12	2413
13	2414	14	2415	15	2416	16	2417
17	2418	18	2419	19	2420	20	2421
21	2422	22	2423	23	2424	24	2425
25	2426	26	2427	27	2428	28	2429
29	2430	30	2431	31	2432	32	2433
33	2434	34	2435	35	2436	36	2437
37	2438	38	2439	39	2440	40	2441
41	2442	42	2443	43	2444	44	2445
45	2446	46	2447	47	2448	48	2449
49	2450	50	2451	51	2452	52	2453
53	2454	54	2455	55	2456	56	2457
57	2458	58	2459	59	2460	60	2461
61	2462	62	2463	63	2464	64	2465
65	2466	66	2467	67	2468	68	2469
69	2470	70	2471	71	2472	72	2473
73	2474	74	2475	75	2476	76	2477
77	2478	78	2479	79	2480	-	-

2.8. Test Equipment

2.8.1. For conducted emission test

Equipment	Manufacturer	Model No.	Serial No.	Last Cal.	Next Cal.
EMI Test Receiver	Rohde & Schwarz	ESHS30	832354	June,28,15	1 Year
Artificial Mains Networ	Rohde & Schwarz	ENV216	101260	June,28,15	1 Year
Pulse Limiter	Rohde & Schwarz	ESH3-Z2	101100	June,28,15	1 Year

2.8.2. For radiated emission test(30-1000MHz)

Equipment	Manufacturer	Model No.	Serial No.	Last Cal.	Next Cal.
EMI Test Receiver	Rohde & Schwarz	ESVS10	100004	June,28,15	1 Year
Spectrum Analyzer	Agilent	E4411B	MY50140697	June,28,15	1 Year
Bilog Antenna	Teseq	CBL 6111D	27090	June,28,15	1 Year
Signal Amplifier	Agilent	310N	187037	June,28,15	1 Year

2.8.3. For radiated emission test(above 1GHz)

Equipment	Manufacturer	Model No.	Serial No.	Last Cal.	Next Cal.
Horn Antenna	SCHWARZBECK	BBHA 9120 D	BBHA9120D1002	June,28,15	1 Year
Signal Amplifier	SCHWARZBECK	BBV9718	9718-212	June,28,15	1 Year
Spectrum Analyzer	Agilent	E4408B	MY44211139	June,28,15	1 Year

3. MAXIMUM PEAK OUTPUT POWER

3.1. Limit

For frequency hopping systems operating in the 2400-2483.5 MHz band employing at least 75 non-overlapping hopping channels, and all frequency hopping systems in the 5725-5850 MHz band: 1 watt. For all other frequency hopping systems in the 2400-2483.5 MHz band: 0.125 watts, the e.i.r.p shall not exceed 4W

3.2. Test Procedure

The transmitter output (antenna port) was connected to the spectrum analyzer

3.3. Test Result

EUT: Car DVD PLAYER M/N: San Antonio 640					
Test date: 2015-06-30		Test site: RF site	Tested by: Tony Tang		
Mode	Freq (MHz)	Result (dBm)	Limit		Margin (dB)
			dBm	W	
GFSK	2402	-0.240	30.00	1	30.240
	2441	0.005	30.00	1	29.995
	2480	-0.068	30.00	1	30.068
8-DPSK	2402	-0.795	21.00	0.125	21.795
	2441	-0.525	21.00	0.125	21.525
	2480	-0.642	21.00	0.125	21.642
Conclusion: PASS					

3.4. Test Data

GFSK 2402 MHz

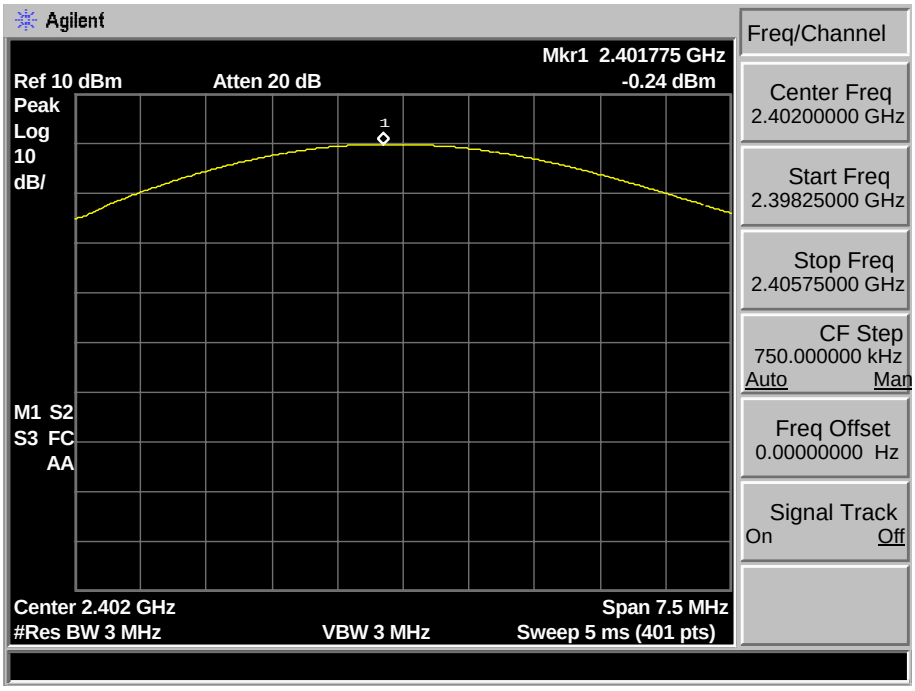

GFSK 2441 MHz

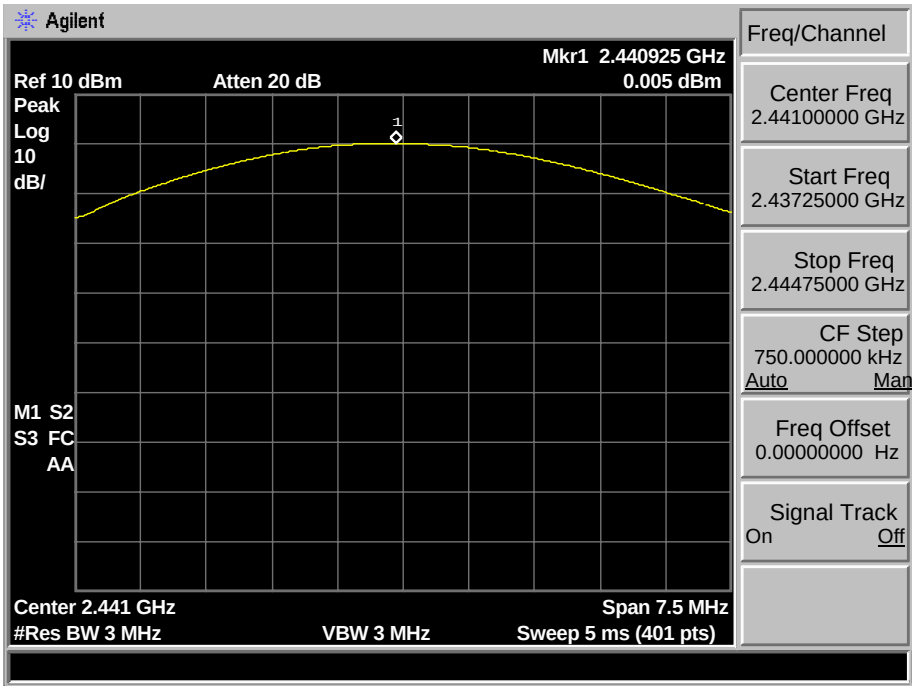

GFSK 2480 MHz

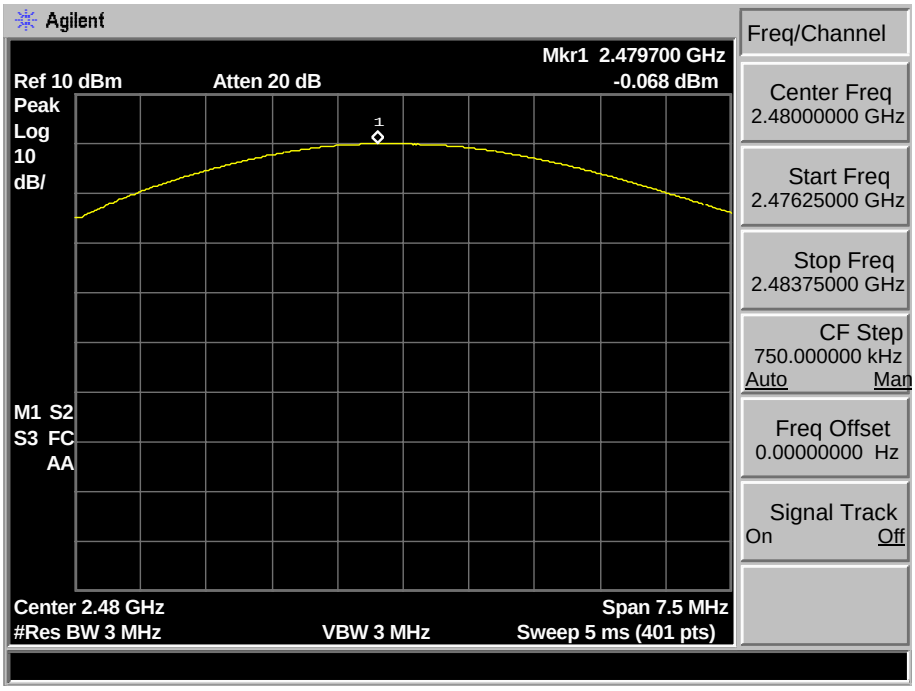

8-DPSK 2402 MHz

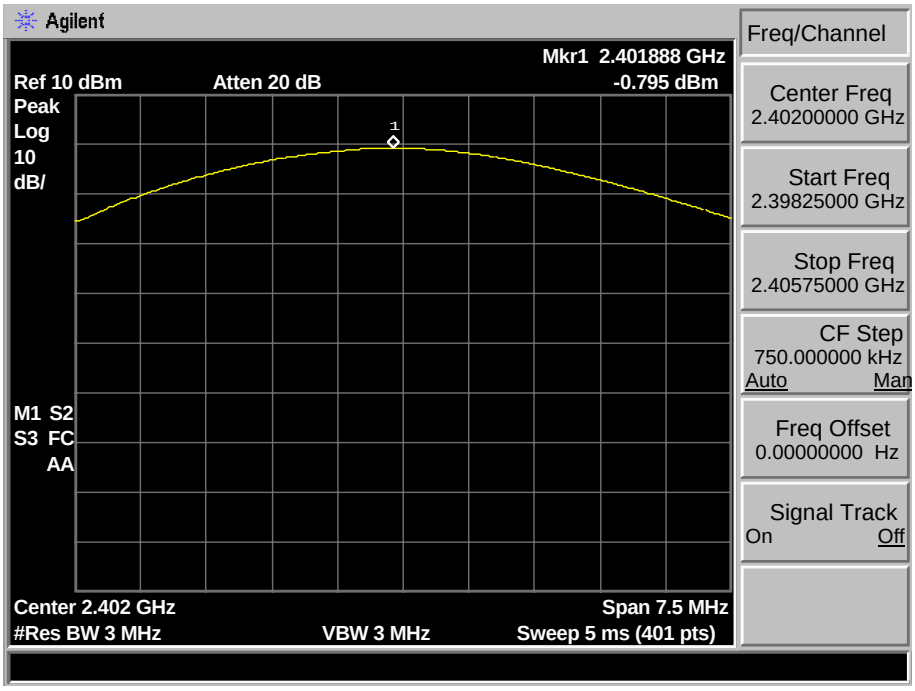

8-DPSK 2441 MHz

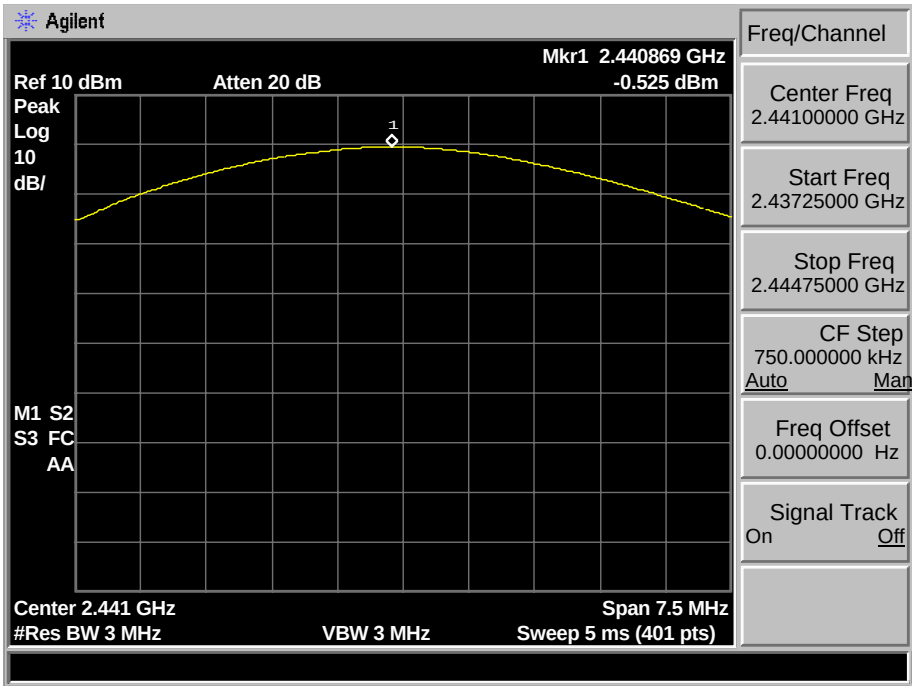

8-DPSK 2480 MHz

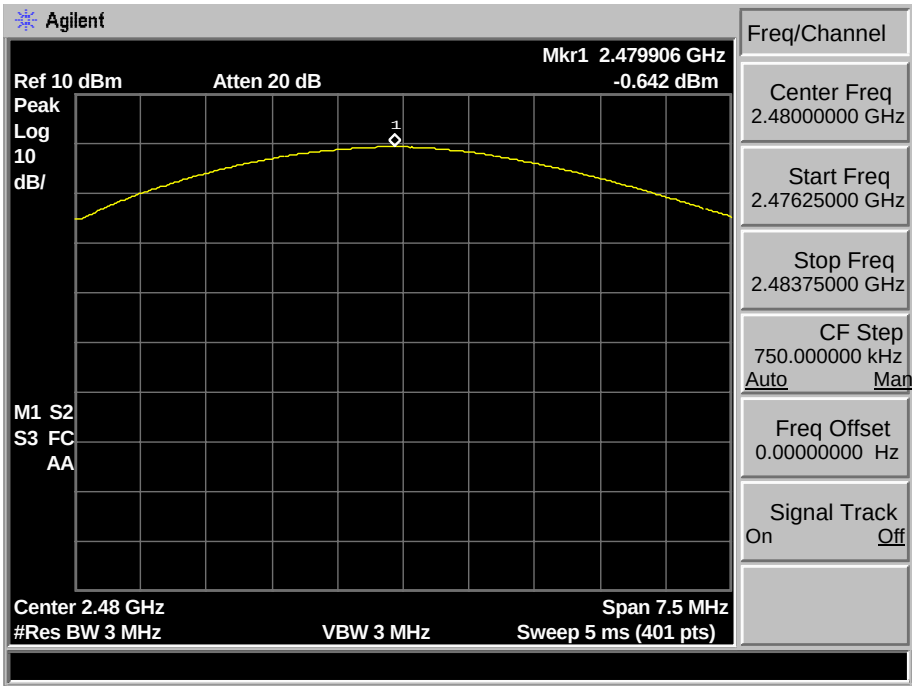

4. 20 DB BANDWIDTH

4.1. Limit

Intentional radiators operating under the alternative provisions to the general emission limits, as contained in §§ 15.217 through 15.257 and in Subpart E of this part, must be designed to ensure that the 20 dB bandwidth of the emission, or whatever bandwidth may otherwise be specified in the specific rule section under which the equipment operates, is contained within the frequency band designated in the rule section under which the equipment is operated.

4.2. Test Procedure

The transmitter output was coupled to a spectrum analyzer via a antenna. The bandwidth of the fundamental frequency was measured by spectrum analyzer with 30kHz RBW and 100kHz VBW. The 20dB bandwidth is defined as the total spectrum the power of which is higher than peak power minus 20dB.

4.3. Test Result

EUT: Car DVD PLAYER M/N: San Antonio 640				
Test date: 2015-06-30		Test site: RF site		Tested by: Tony Tang
Mode	Freq (MHz)	20dB Bandwidth (MHz)	Limit (kHz)	Conclusion
GFSK	2402	0.832	/	PASS
	2441	0.833	/	PASS
	2480	0.830	/	PASS
8-DPSK	2402	1.171	/	PASS
	2441	1.176	/	PASS
	2480	1.174	/	PASS

4.4. Test Data

GFSK 2402MHz

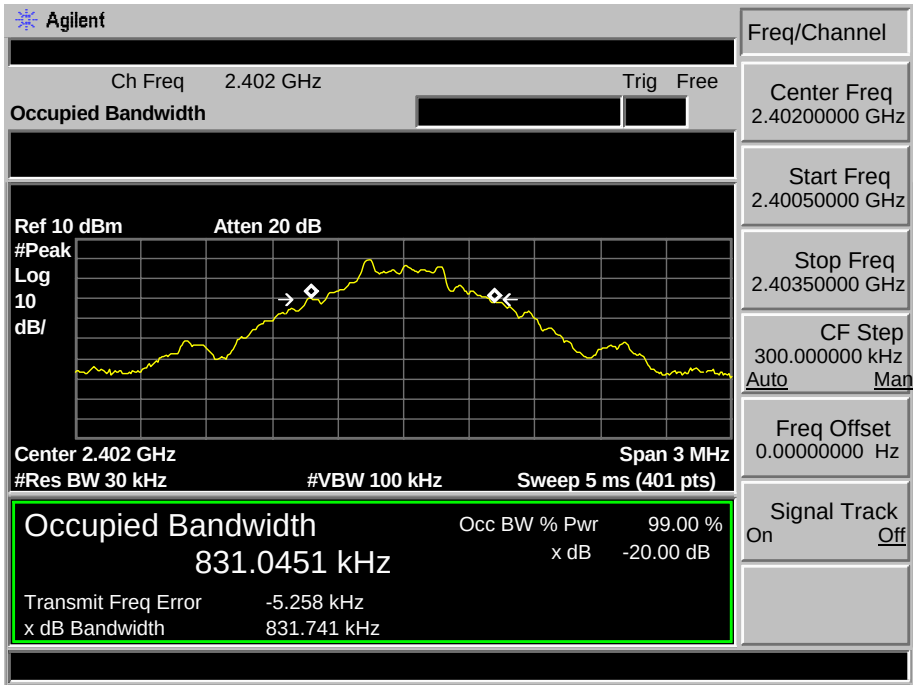

GFSK 2441MHz

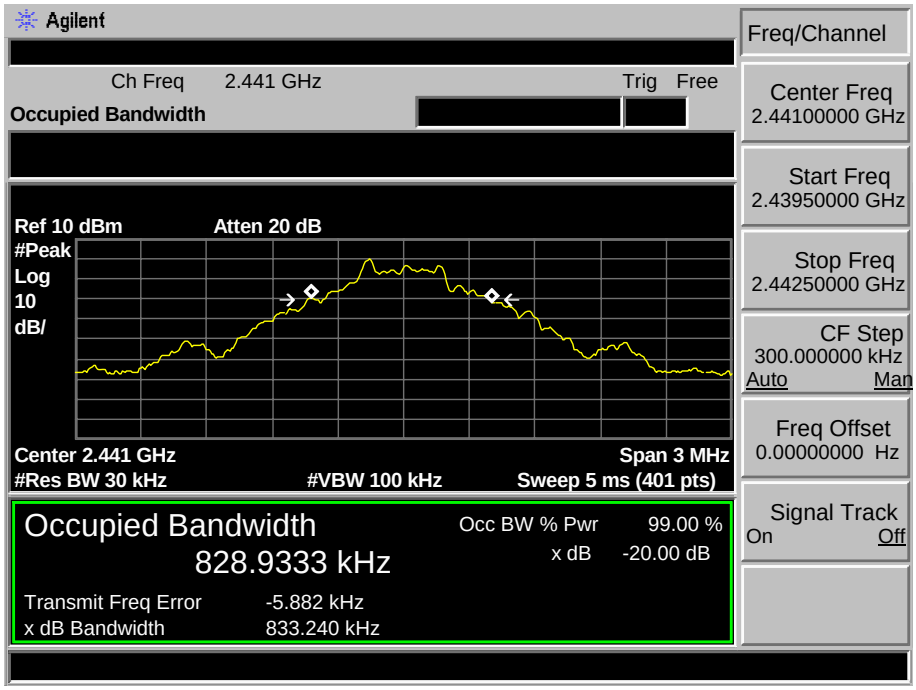

GFSK 2480MHz

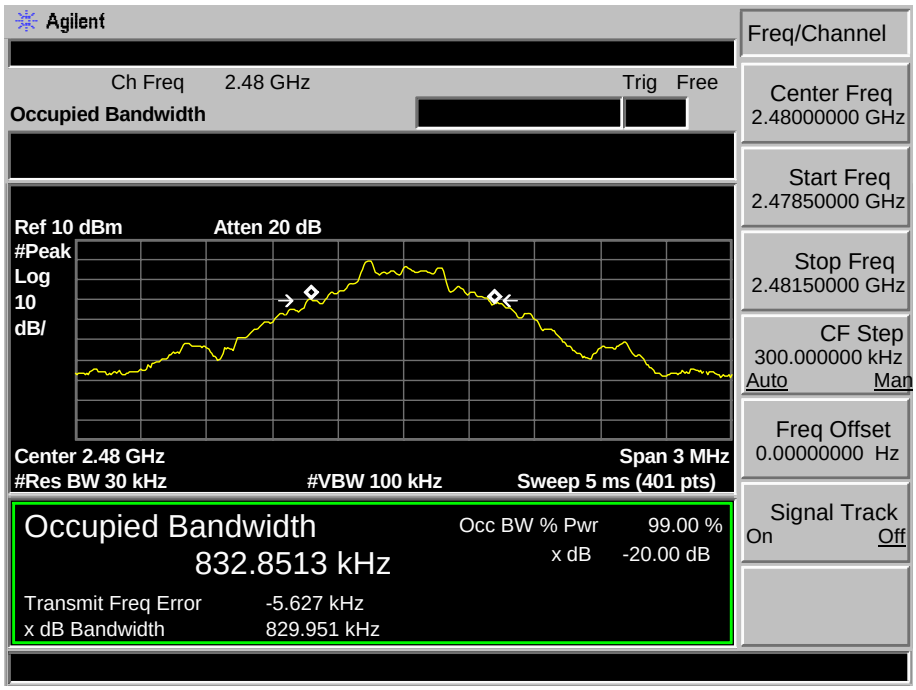

8-DPSK 2402MHz

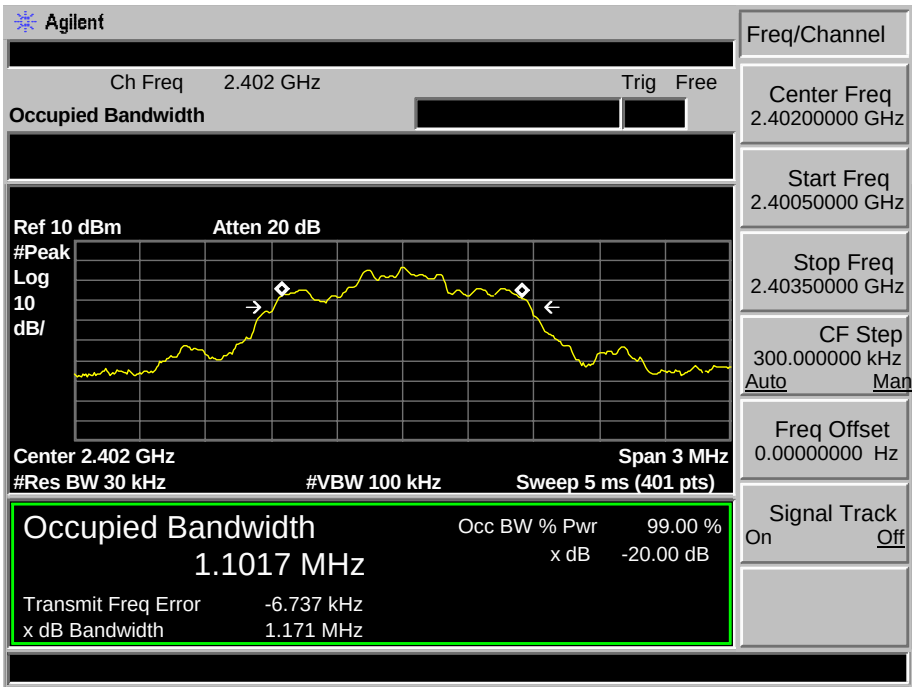

8-DPSK 2441MHz

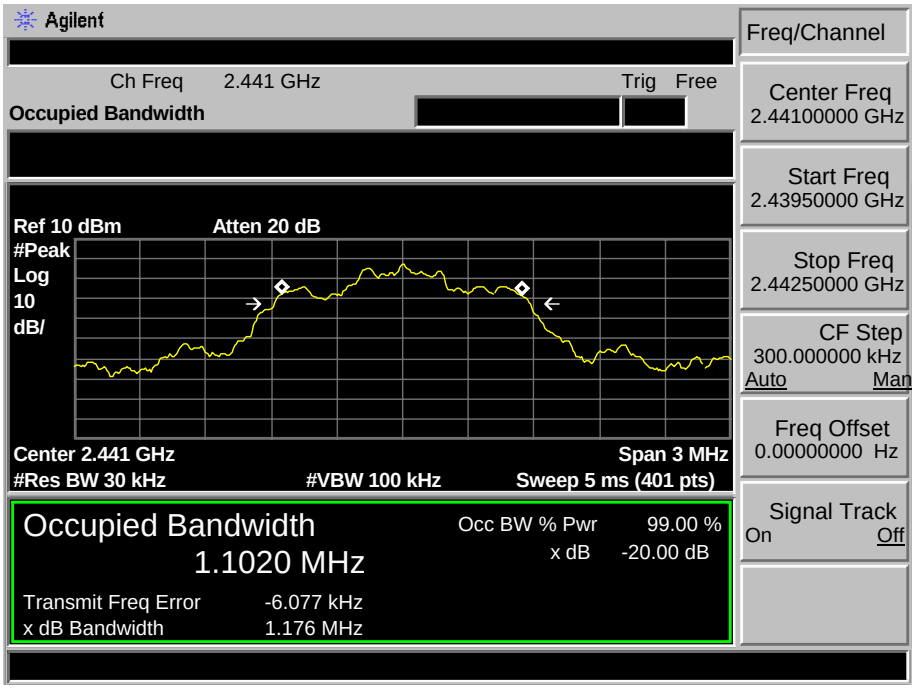

8-DPSK 2480MHz

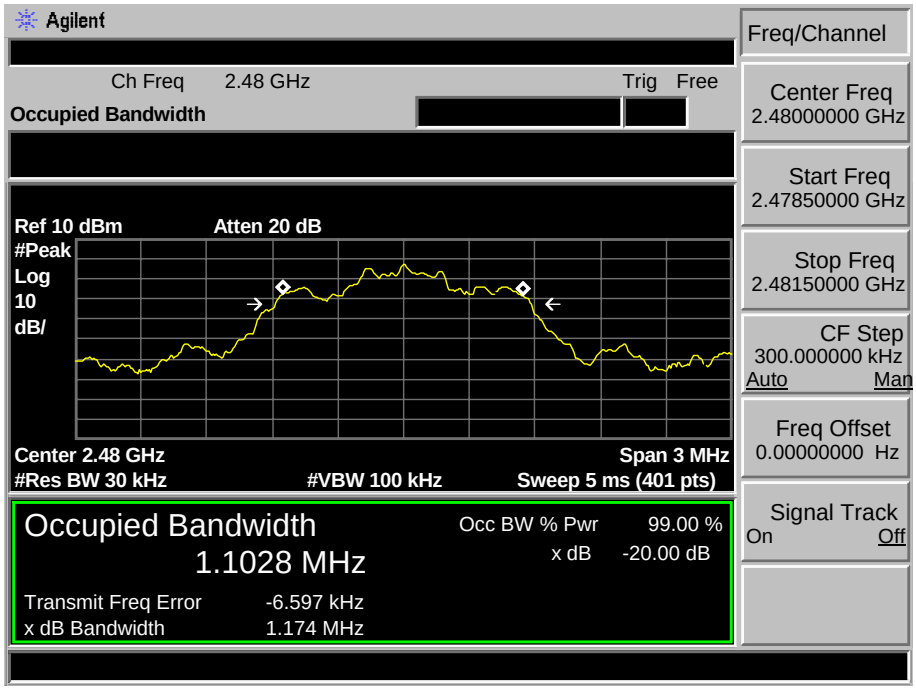

5. CARRIER FREQUENCY SEPARATION

5.1. Limit

Frequency hopping systems shall have hopping channel carrier frequencies separated by a minimum of 25 kHz or the 20 dB bandwidth of the hopping channel, whichever is greater. Alternatively, frequency hopping systems operating in the 2400-2483.5 MHz band may have hopping channel carrier frequencies that are separated by 25 kHz or two-thirds of the 20 dB bandwidth of the hopping channel, whichever is greater, provided the systems operate with an output power no greater than 125 mW

5.2. Test Procedure

The transmitter output was coupled to a spectrum analyzer via a antenna. The carrier frequency was measured by spectrum analyzer with 100kHz RBW and 100kHz VBW.

5.3. Test Result

EUT: Car DVD PLAYER M/N: San Antonio 640				
Test date: 2015-06-30			Test site: RF site Tested by: Tony Tang	
Mode	Channel	Channel separation (MHz)	Limit	Conclusion
GFSK	Low CH	1.000	0.832 MHz	PASS
	Mid CH	1.006	0.833 MHz	PASS
	High CH	1.000	0.830 MHz	PASS
8-DPSK	Low CH	1.006	> 2/3 of the 20dB Bandwidth or 25[kHz](whichever is greater)	PASS
	Mid CH	1.000		PASS
	High CH	1.000		PASS

5.4. Test Data

GFSK
Low Channel

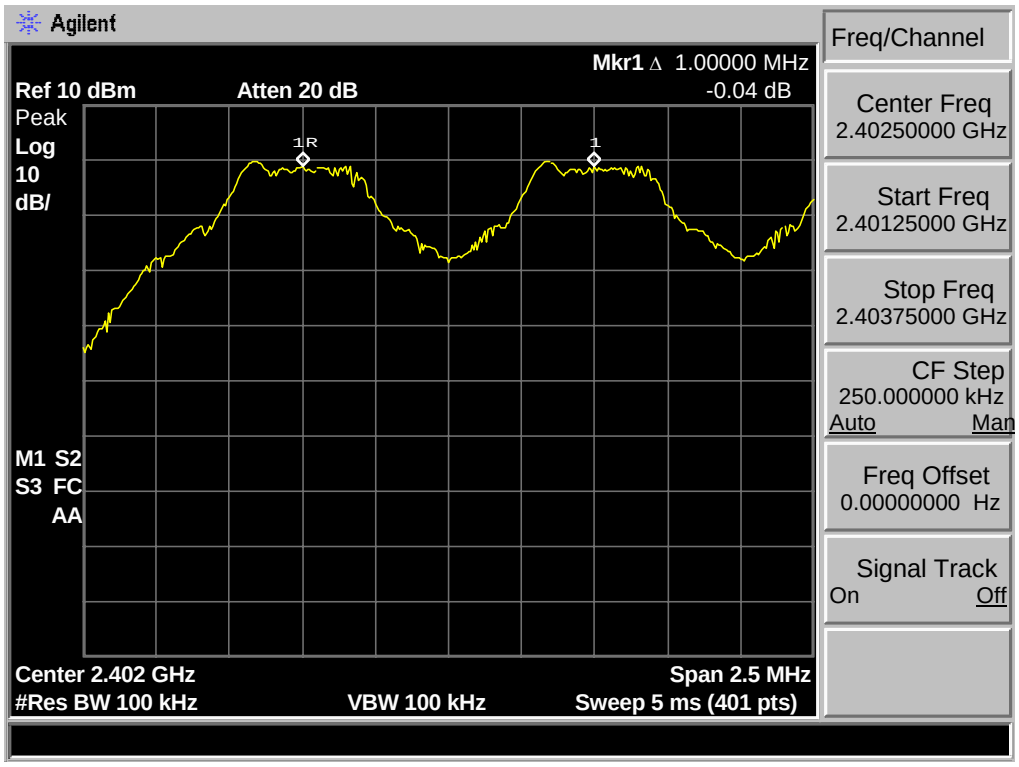

Mid Channel

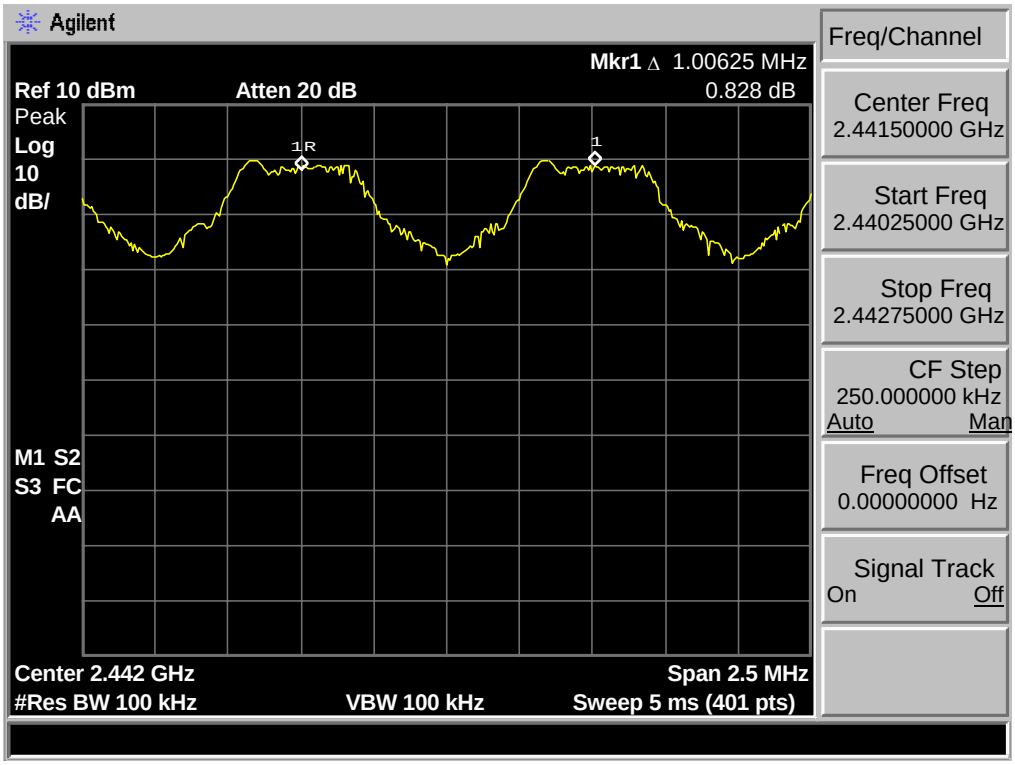

High Channel

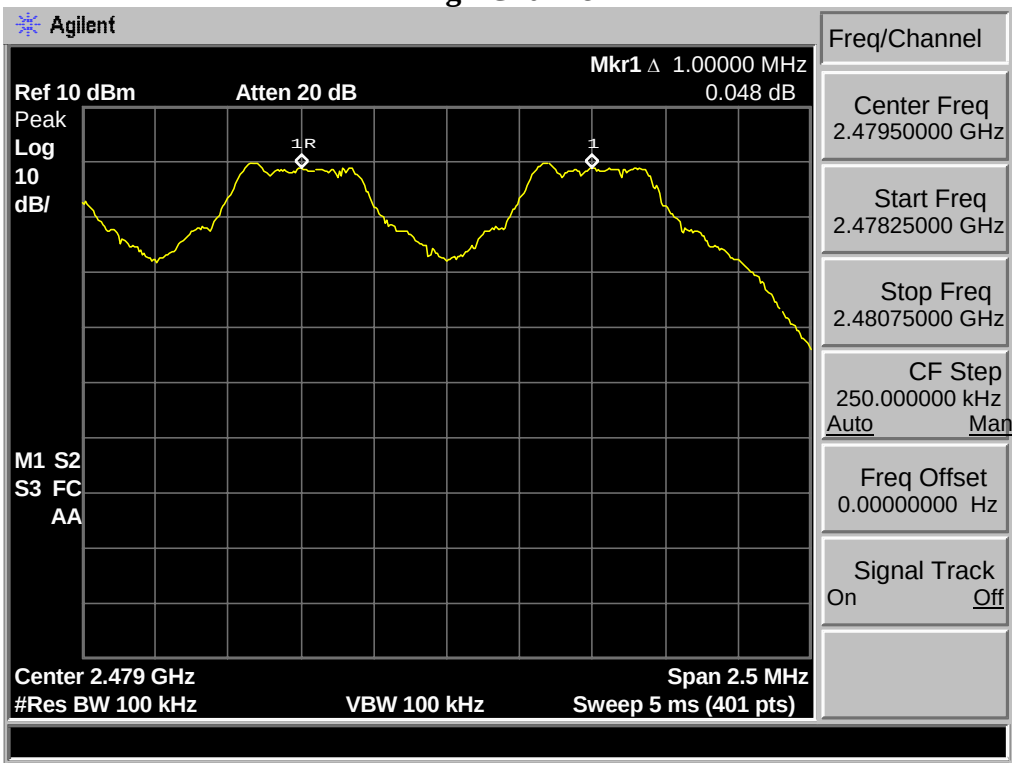

8-DPSK
Low Channel

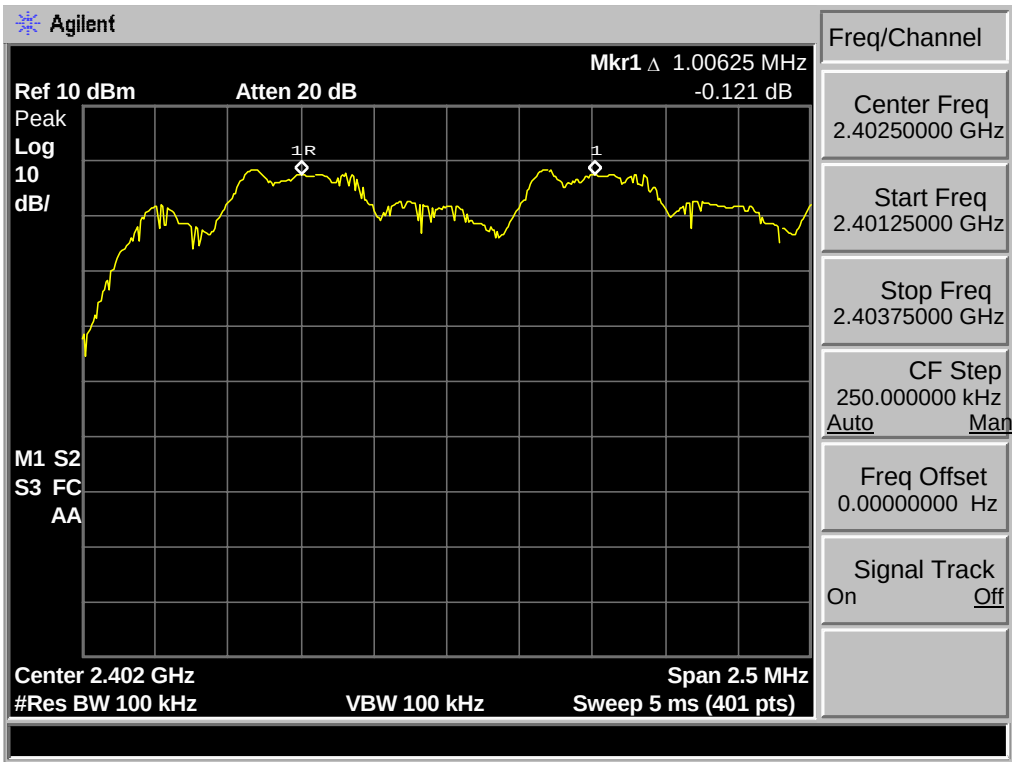

Mid Channel

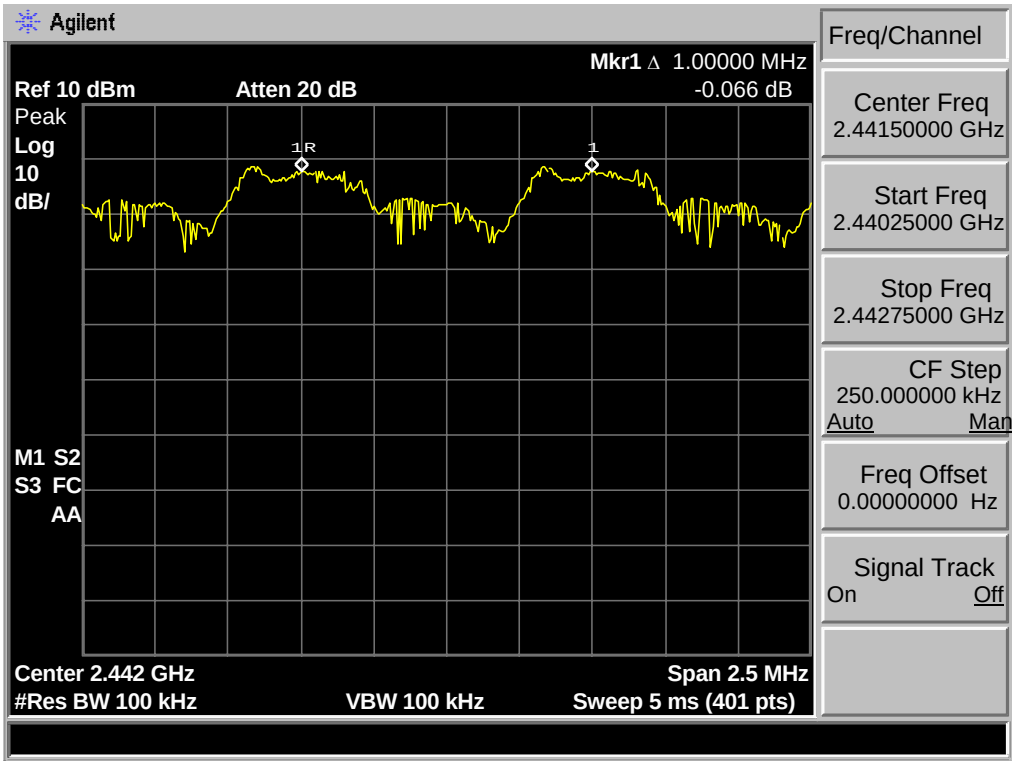

High Channel

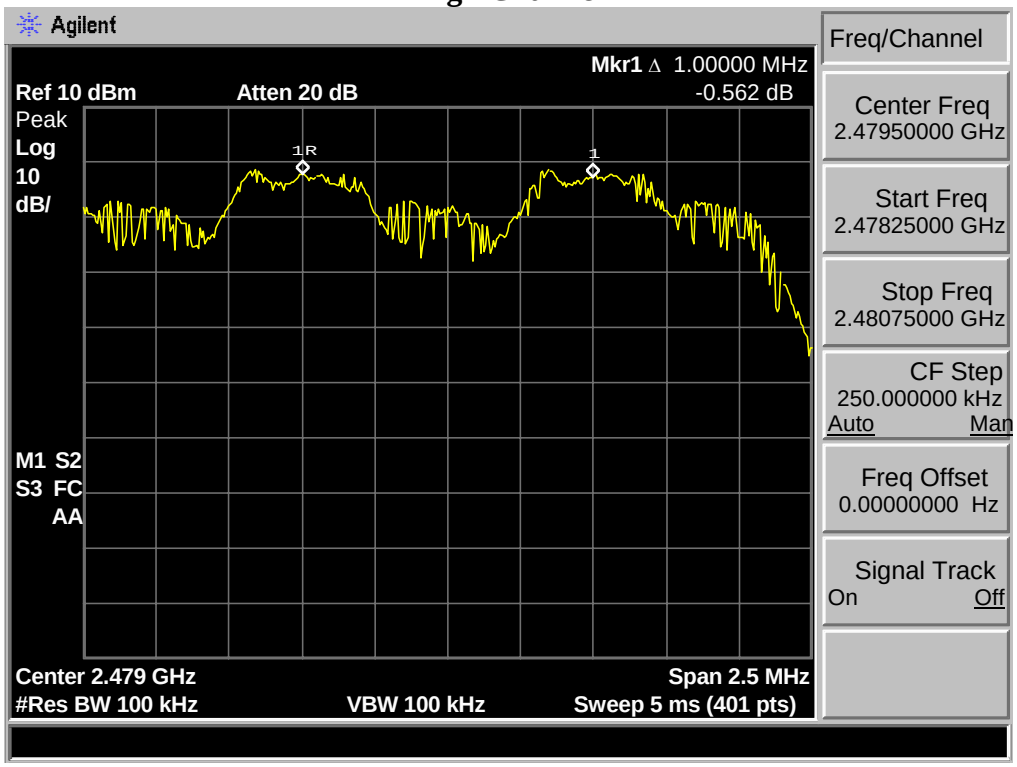

6. NUMBER OF HOPPING CHANNEL

6.1. Limit

Frequency hopping systems in the 2400-2483.5 MHz band shall use at least 15 channels

6.2. Test Procedure

The transmitter output was coupled to a spectrum analyzer via a antenna. The number of hopping channel was measured by spectrum analyzer with 300kHz RBW and 300kHz VBW.

6.3. Test Result

EUT: Car DVD PLAYER M/N: San Antonio 640			
Test date: 2015-06-30	Test site: RF site	Tested by: Tony.Tang	
Mode	Number of hopping channel	Limit	Conclusion
GFSK	79	>15	PASS
8-DPSK	79	>15	PASS

6.4. Test Data

GFSK

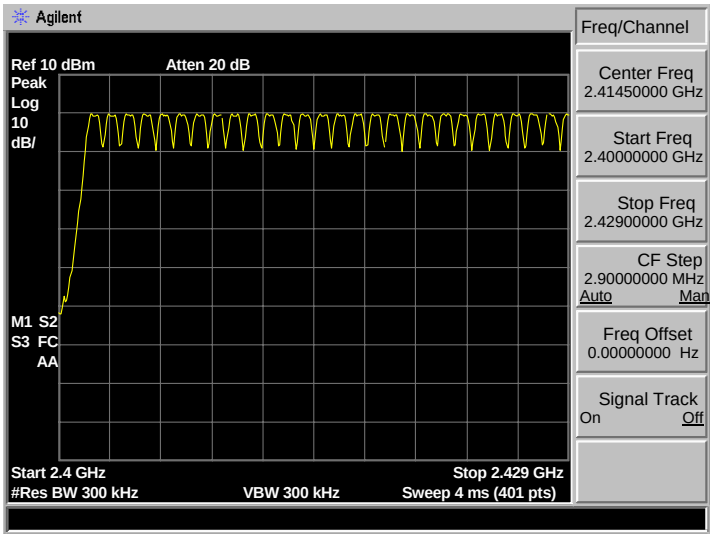

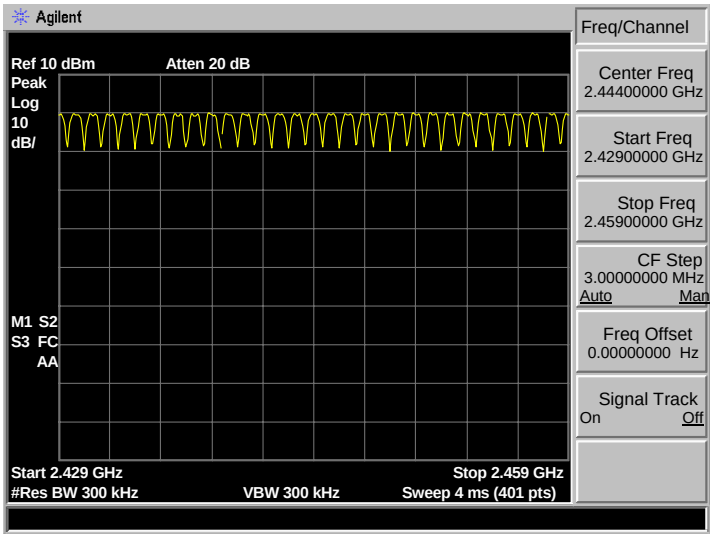

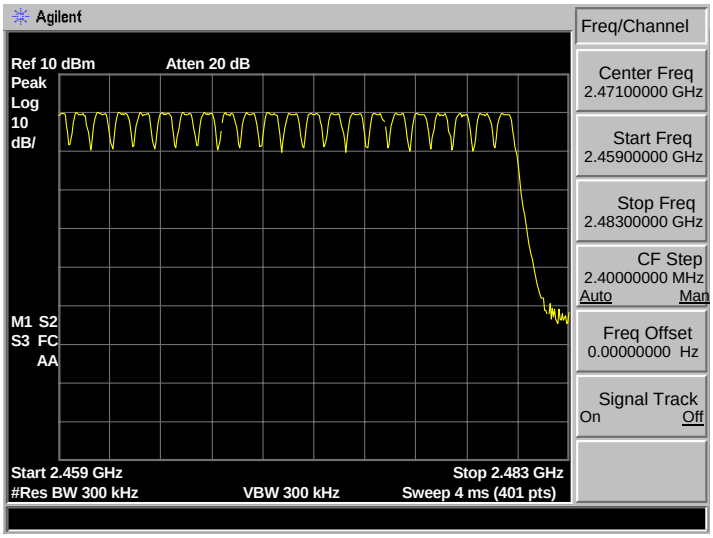

8-DPSK

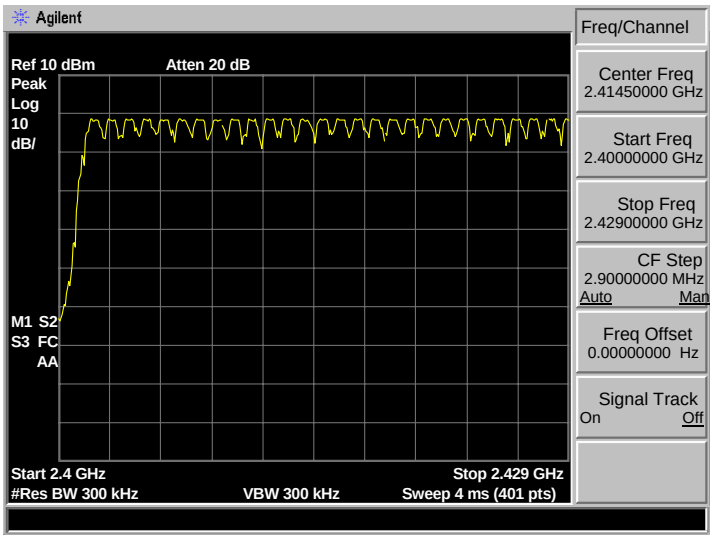
Agilent
Ref 10 dBm
Atten 20 dB
Peak
Log
10
dB/
M1 S2
S3 FC
AA
Start 2.4 GHz
Stop 2.429 GHz
#Res BW 300 kHz
VBW 300 kHz
Sweep 4 ms (401 pts)
Freq/Channel
Center Freq
2.41450000 GHz
Start Freq
2.40000000 GHz
Stop Freq
2.42900000 GHz
CF Step
2.90000000 MHz
Auto
Man
Freq Offset
0.00000000 Hz
Signal Track
On
Off

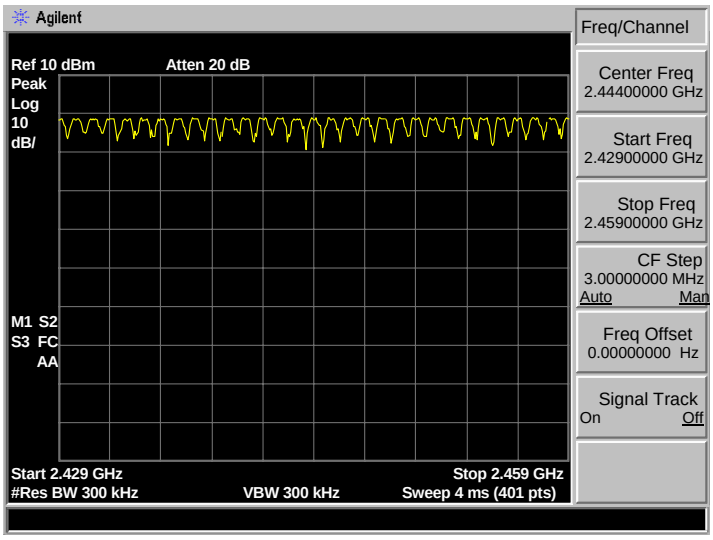
Agilent
Ref 10 dBm
Atten 20 dB
Peak
Log
10
dB/
M1 S2
S3 FC
AA
Start 2.429 GHz
Stop 2.459 GHz
#Res BW 300 kHz
VBW 300 kHz
Sweep 4 ms (401 pts)
Freq/Channel
Center Freq
2.44400000 GHz
Start Freq
2.42900000 GHz
Stop Freq
2.45900000 GHz
CF Step
3.00000000 MHz
Auto
Man
Freq Offset
0.00000000 Hz
Signal Track
On
Off

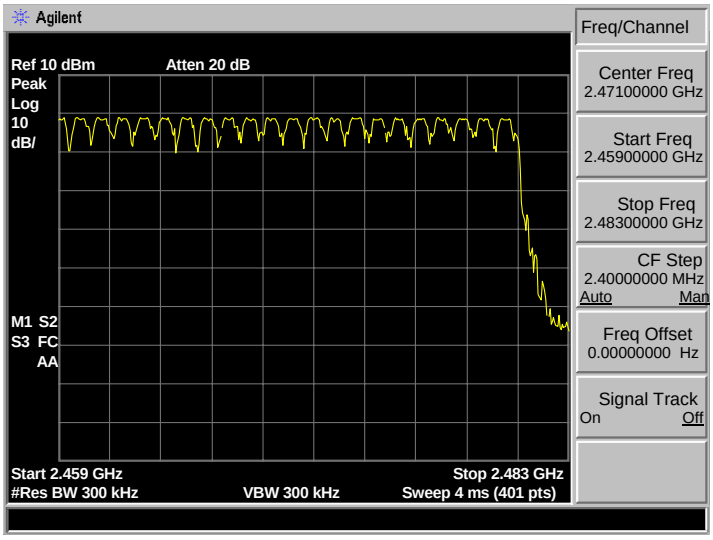
Agilent
Ref 10 dBm
Atten 20 dB
Peak
Log
10
dB/
M1 S2
S3 FC
AA
Start 2.459 GHz
Stop 2.483 GHz
#Res BW 300 kHz
VBW 300 kHz
Sweep 4 ms (401 pts)
Freq/Channel
Center Freq
2.47100000 GHz
Start Freq
2.45900000 GHz
Stop Freq
2.48300000 GHz
CF Step
2.40000000 MHz
Auto
Man
Freq Offset
0.00000000 Hz
Signal Track
On
Off

7. DWELL TIME

7.1. Limit

The average time of occupancy on any channel shall not be greater than 0.4 seconds within a period of 0.4 seconds multiplied by the number of hopping channels employed.

7.2. Test Result

EUT: Car DVD PLAYER M/N: San Antonio 640			
Test date: 2015-06-30	Test site: RF site	Tested by: Tony Tang	
Mode	Dwell time (ms)	Limit	Conclusion
GFSK DH1	122.10	<400ms	PASS
GFSK DH3	288.38	<400ms	PASS
GFSK DH5	259.25	<400ms	PASS
8-DPSK DH1	139.04	<400ms	PASS
8-DPSK DH3	297.29	<400ms	PASS
8-DPSK DH5	279.66	<400ms	PASS

7.3. Test Data

GFSK DH1 : 46hop/5s * 0.4 * 79 * 0.42ms = 122.10ms

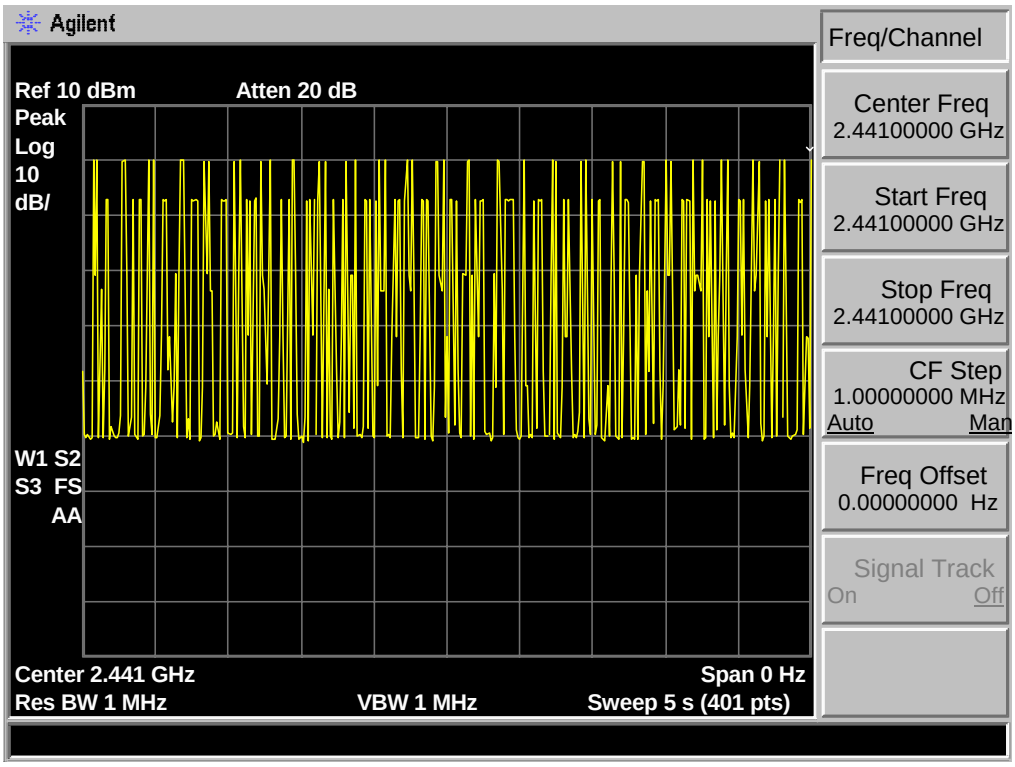

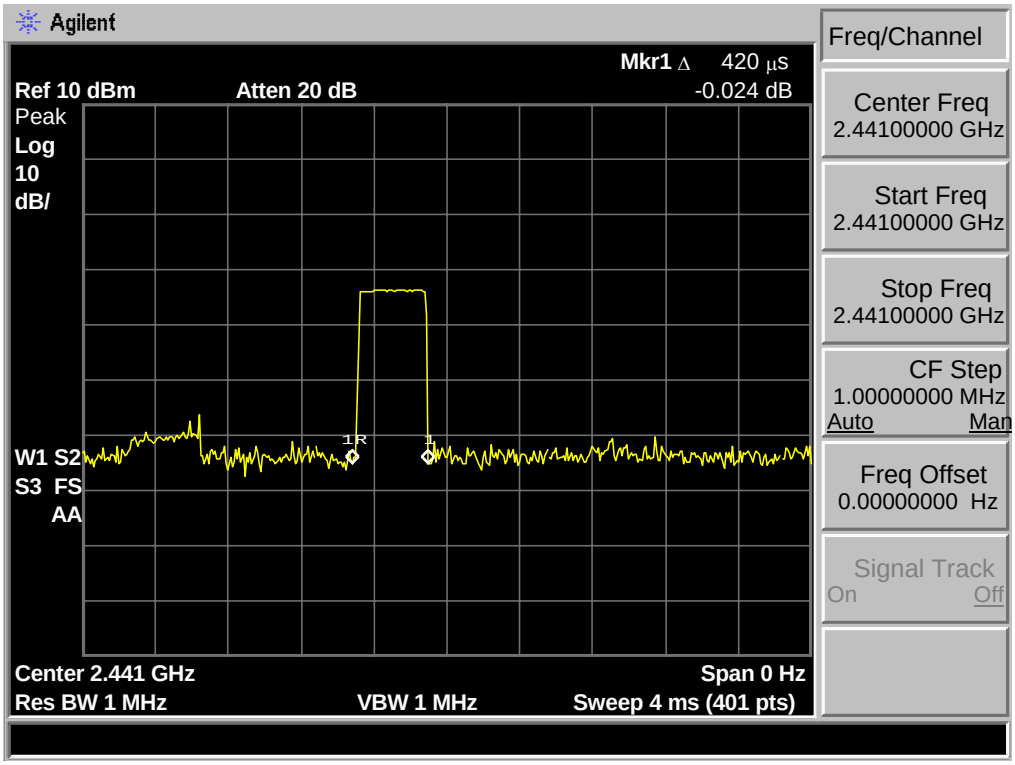

GFSK DH3 : 27hop/5s * 0.4 * 79 * 1.69ms= 288.38ms

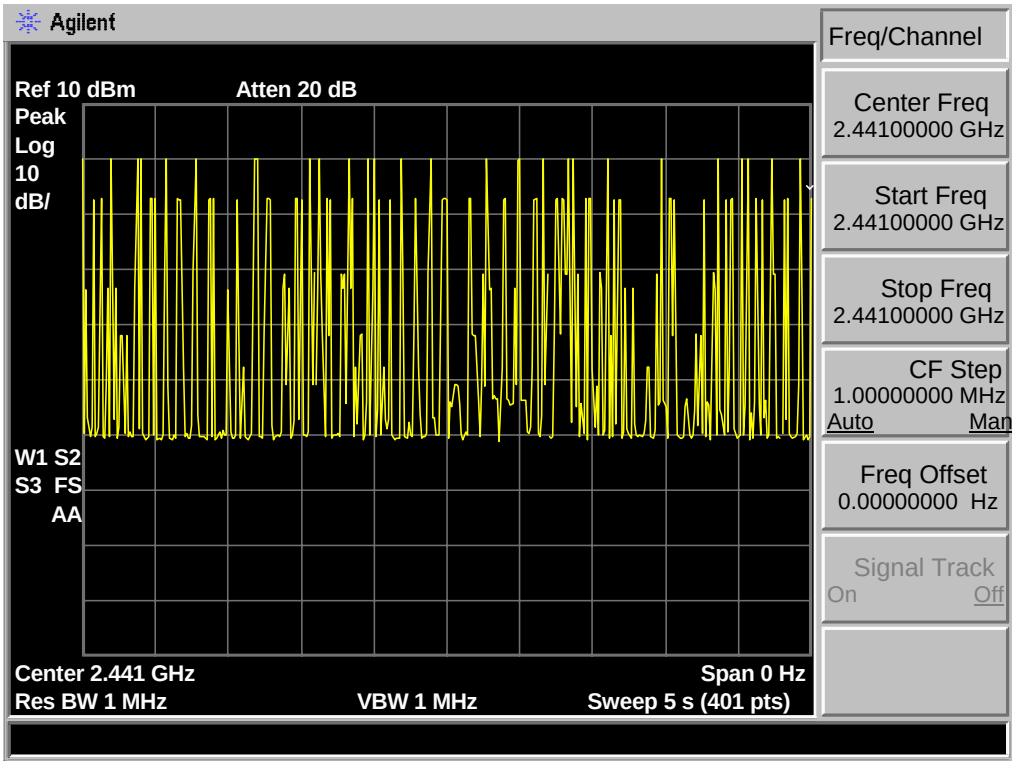

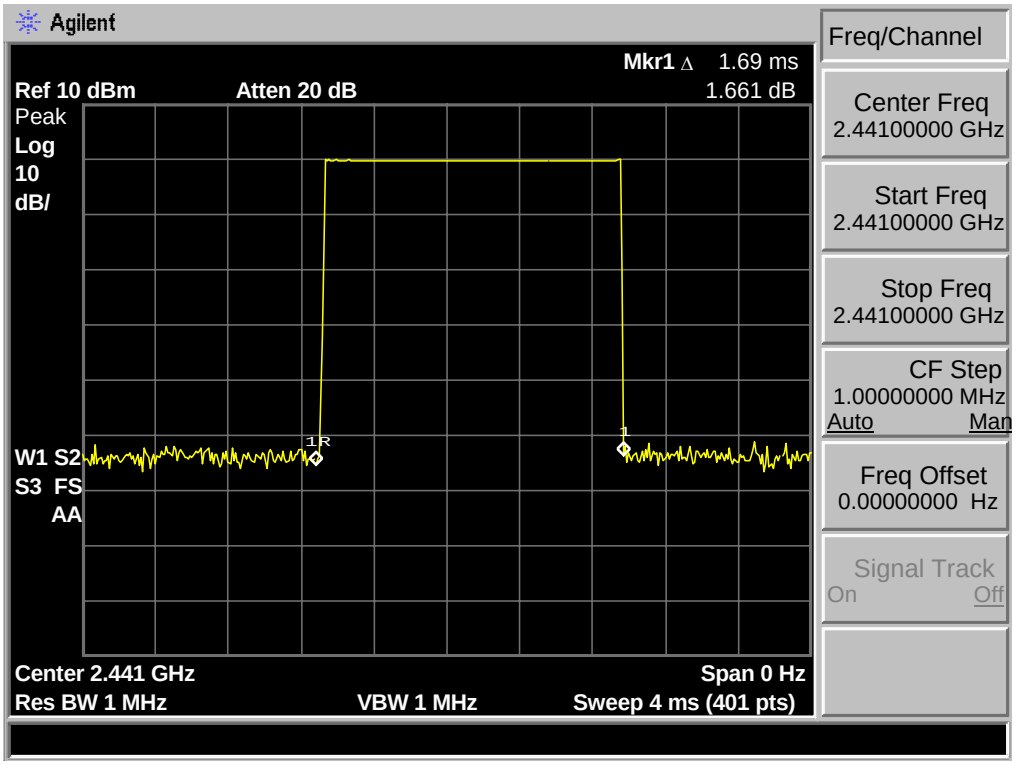

GSFK DH5 : 14hop/5s * 0.4 * 79 *2.93ms = 259.25ms

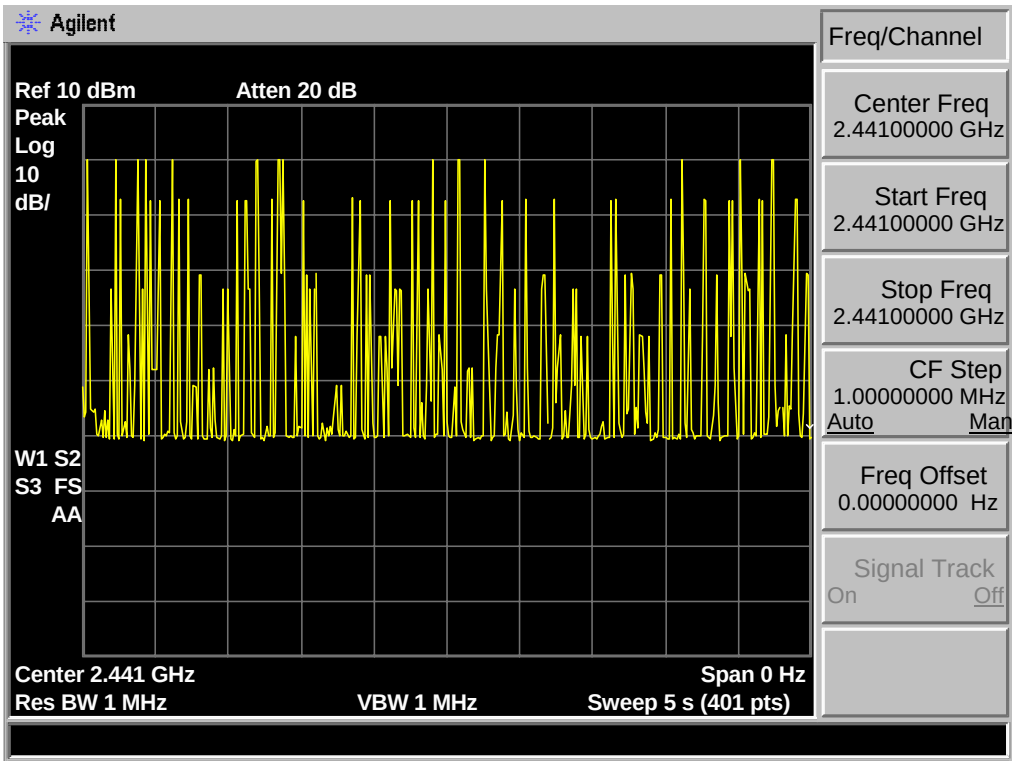

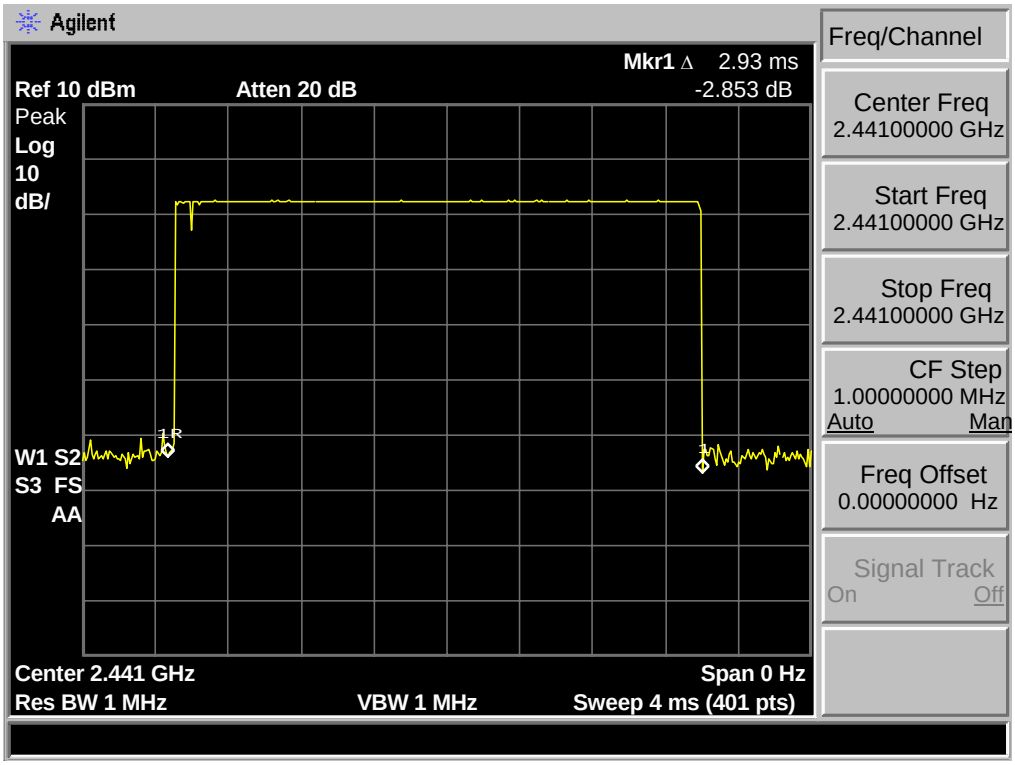

8-DPSK DH1 : 50hop/5s * 0.4 * 79 * 0.44ms = 139.04ms

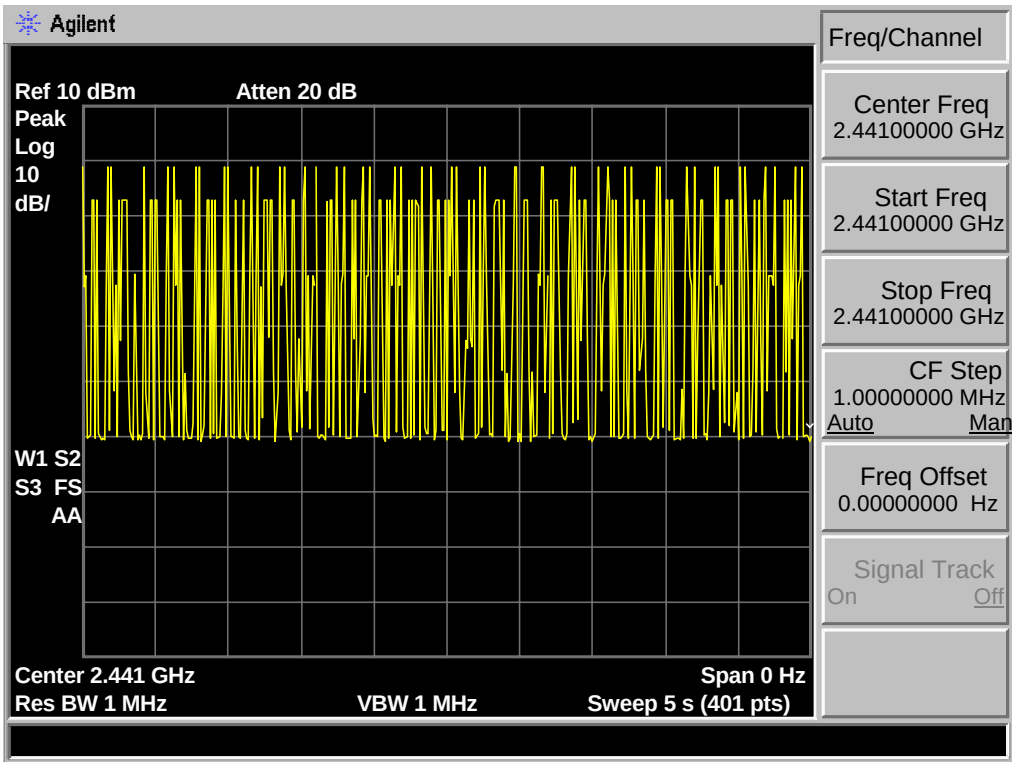

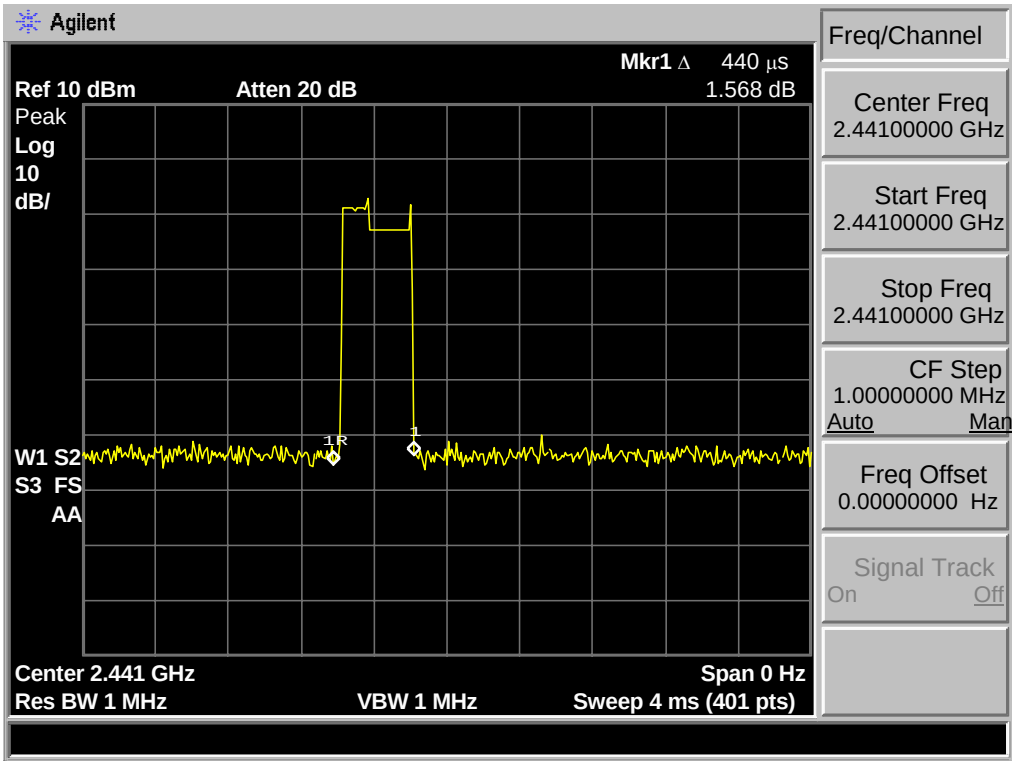

8-DPSK DH3 : 28hop/5s * 0.4 * 79 * 1.68ms= 297.29ms

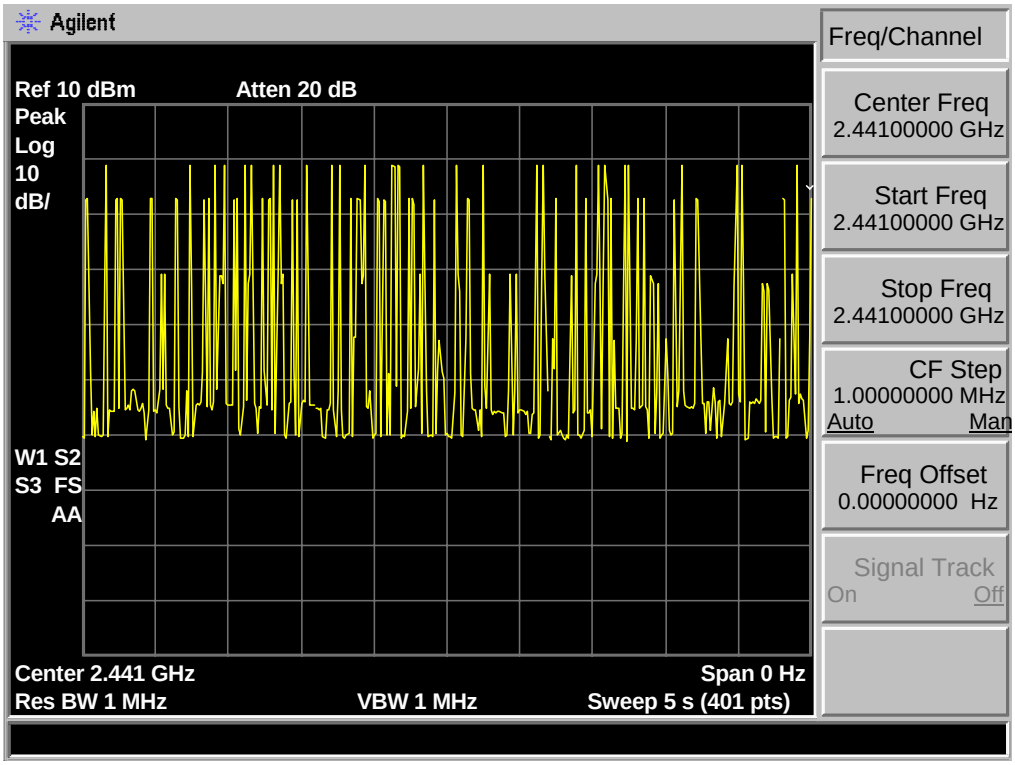

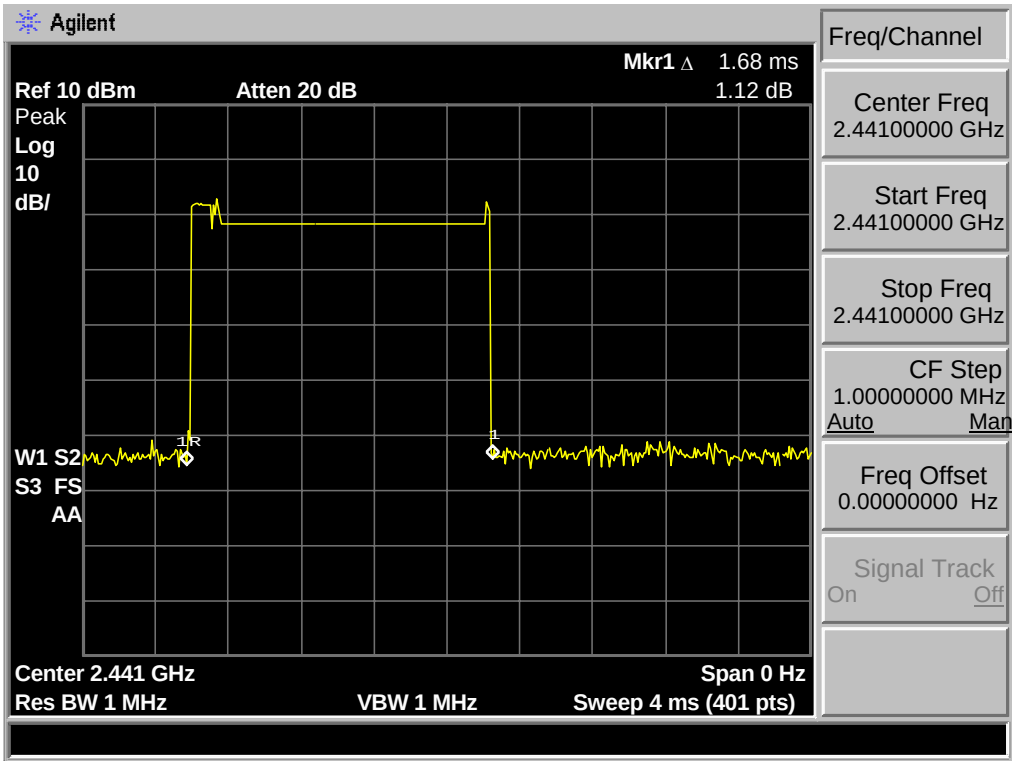

8-DPSK DH5 : 15hop/5s * 0.4 * 79 *2.95ms = 279.66ms

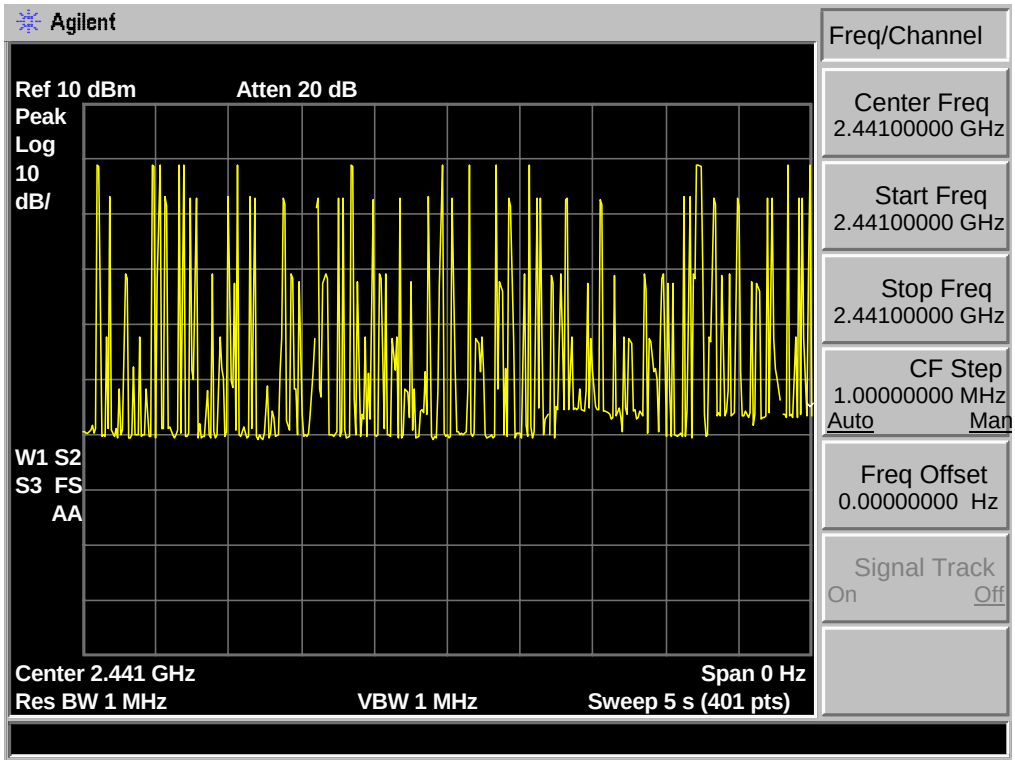

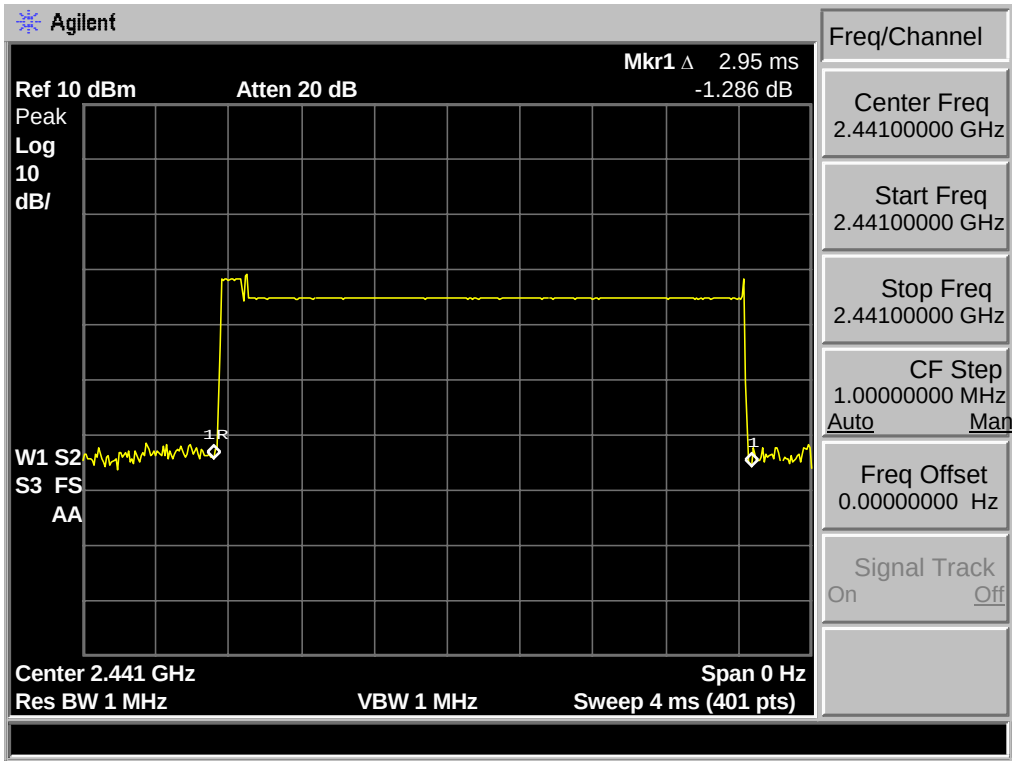

8. RADIATED EMISSIONS

8.1. Limit

All the emissions appearing within 15.205 restricted frequency bands shall not exceed the limits shown in 15.209, all the other emissions shall be at least 20dB below the fundamental emissions, or comply with 15.209 limits.

15.205 Restricted frequency band

MHz	MHz	MHz	GHz
0.090 - 0.110	16.42 - 16.423	399.9 - 410	4.5 - 5.15
[1]0.495 - 0.505	16.69475 - 16.69525	608 - 614	5.35 - 5.46
2.1735 - 2.1905	16.80425 - 16.80475	960 - 1240	7.25 - 7.75
4.125 - 4.128	25.5 - 25.67	1300 - 1427	8.025 - 8.5
4.17725 - 4.17775	37.5 - 38.25	1435 - 1626.5	9.0 - 9.2
4.20725 - 4.20775	73 - 74.6	1645.5 - 1646.5	9.3 - 9.5
6.215 - 6.218	74.8 - 75.2	1660 - 1710	10.6 - 12.7
6.26775 - 6.26825	108 - 121.94	1718.8 - 1722.2	13.25 - 13.4
6.31175 - 6.31225	123 - 138	2200 - 2300	14.47 - 14.5
8.291 - 8.294	149.9 - 150.05	2310 - 2390	15.35 - 16.2
8.362 - 8.366	156.52475 - 156.52525	2483.5 - 2500	17.7 - 21.4
8.37625 - 8.38675	156.7 - 156.9	2690 - 2900	22.01 - 23.12
8.41425 - 8.41475	162.0125 - 167.17	3260 - 3267	23.6 - 24.0
12.29 - 12.293	167.72 - 173.2	3332 - 3339	31.2 - 31.8
12.51975 - 12.52025	240 - 285	3345.8 - 3358	36.43 - 36.5
12.57675 - 12.57725	322 - 335.4	3600 - 4400	([2])

15.209 Limit

FREQUENCY MHz	DISTANCE Meters	FIELD STRENGTHS LIMIT	
		μV/m	dB(μV)/m
30 ~ 88	3	100	40.0
88 ~ 216	3	150	43.5
216 ~ 960	3	200	46.0
960 ~ 1000	3	500	54.0
Above 1000	3	74.0 dB(μV)/m (Peak) 54.0 dB(μV)/m (Average)	

8.2. Block Diagram of Test setup

30~1000MHz

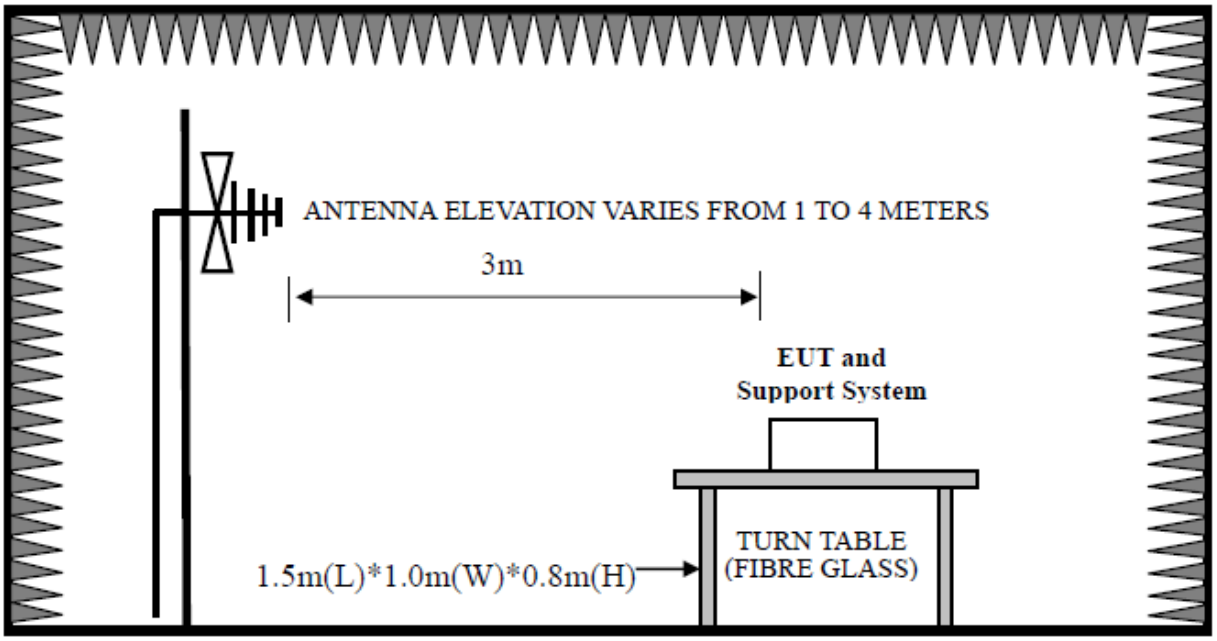

Above 1GHz

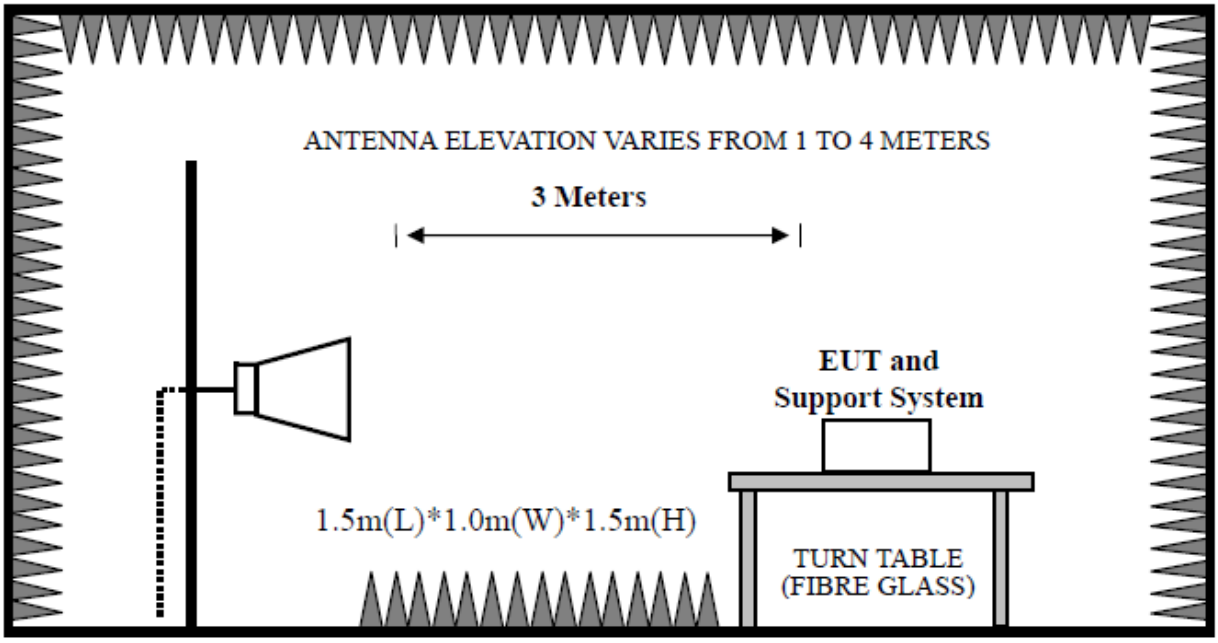

8.3. Test Procedure

EUT was placed on a turn table, which is 0.8 meter high above ground for 30~1000MHz test, and wiich is 1.5 meter high above ground for above 1GHz test. The turn table can rotate 360 degrees to determine the position of the maximum emission level. Power on the EUT and let it working in test mode, then test it. EUT is set 3 meters away from the receiving antenna, which is mounted on a antenna tower. The antenna can be moved up and down between 1 meter and 4 meters to find out the maximum emission level. Both horizontal and vertical polarization of the antenna are set on test.

The bandwidth of the EMI test receiver (R&S ESVS10) is set at 120kHz for frequency range from 30MHz to 1000 MHz.

The bandwidth of the Spectrum's VBW is set at 1MHz and RBW is set at 1MHz for peak emissions measurement above 1GHz and 1MHz RBW, 10Hz VBW for average emissions measure above 1GHz

PEAK detector, 1MHz/1MHz for PAEK measurement,
PEAK detector, 1MHz/10Hz for Average measurement

The frequency range from 30MHz to 10th harmonic (25GHz) are checked.

8.4. Test Result

30MHz—25GHz Radiated emissison Test result
EUT: Car DVD PLAYER M/N: San Antonio 640
Power: DC 12V
Test date: 2015-06-29 Test site: 3m Chamber Tested by: Tony Tang
Test mode: Tx Mode
Pass

Note: 1、For emissions above 1GHz, if peak level comply with average limit, then the average level is deemed to comply with average limit.

2、 The frequency 2402MHz 、2441MHz and 2480MHz is fundamental frequency which no limit, the limit on plots is automatically generated by the software, it's not fundamental limit, we can't remove it.

8.5. Test Data

30 MHz – 1000 MHz

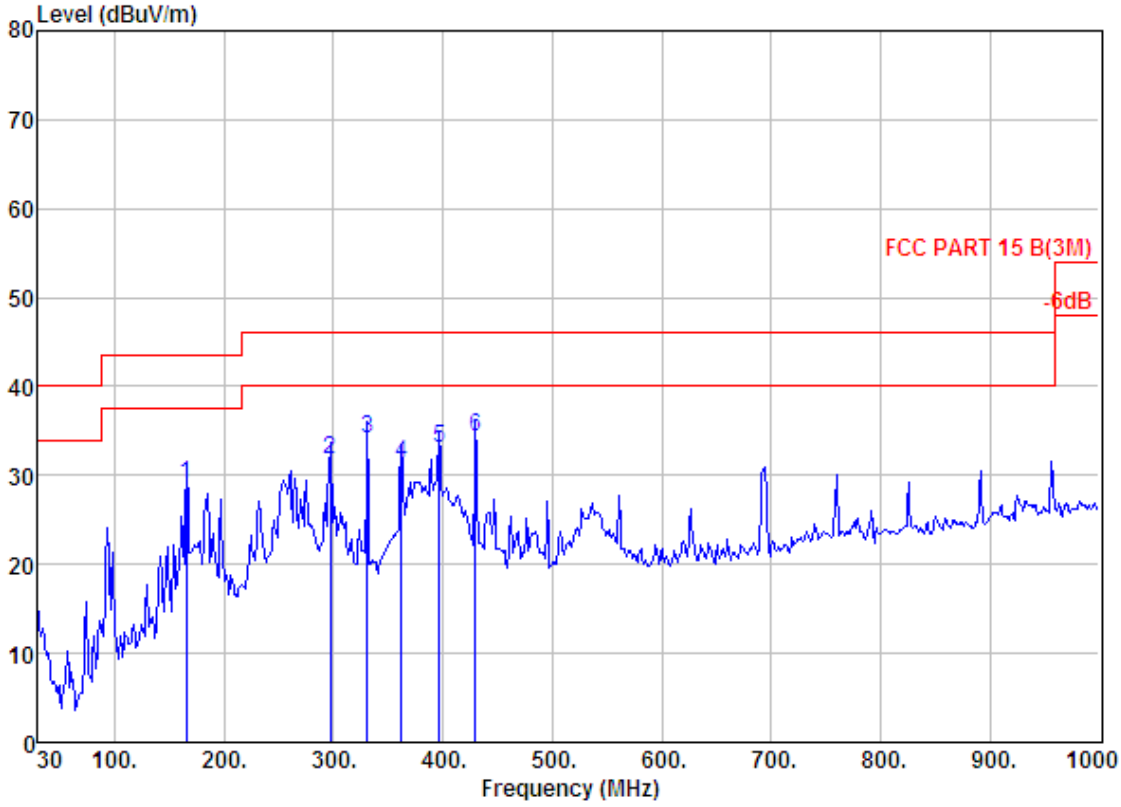

Site no. : 966 1# chamber Data no. : 510
Dis. / Ant. : 3m 27137 Ant. pol. : HORIZONTAL
Limit : FCC PART 15 B(3M)
Env. / Ins. : Temp:23.6';Humi:56%;Press:101.52kPa
Engineer : Tony
EUT : Car DVD PLAYER
Power : DC 12V
M/N : San Antonio 640
Test Mode : GFSK TX 2402MHz

	Freq. (MHz)	Ant. Factor (dB/m)	Cable Loss (dB)	Reading (dBuV)	Emission Level (dBuV/m)	Limits (dBuV/m)	Margin (dB)	Remark
1	165.80	9.66	1.68	48.85	29.11	43.50	14.39	QP
2	296.75	12.99	2.32	47.52	31.73	46.00	14.27	QP
3	330.70	13.88	2.44	48.73	34.07	46.00	11.93	QP
4	361.74	14.53	2.63	45.20	31.41	46.00	14.59	QP
5	396.66	15.91	2.63	45.33	33.09	46.00	12.91	QP
6	429.64	16.06	2.86	46.37	34.30	46.00	11.70	QP

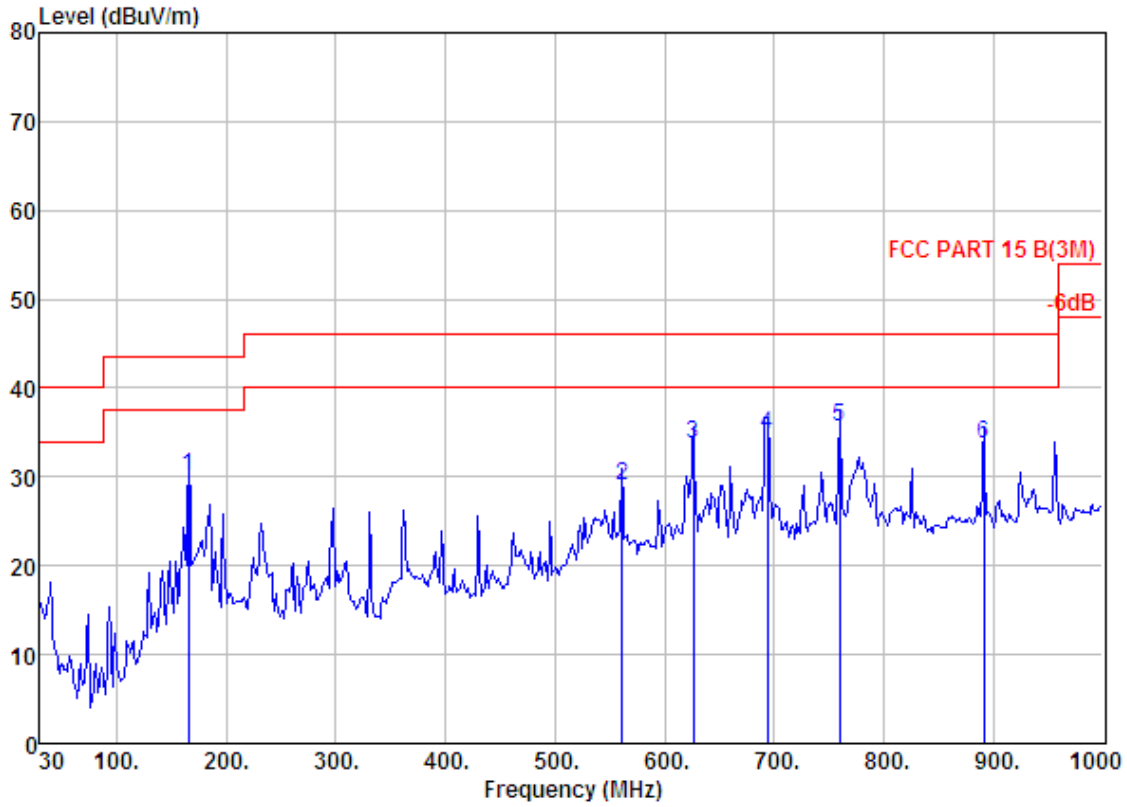

Site no. : 966 1# chamber Data no. : 511
Dis. / Ant. : 3m 27137 Ant. pol. : VERTICAL
Limit : FCC PART 15 B(3M)
Env. / Ins. : Temp:23.6';Humi:56%;Press:101.52kPa
Engineer : Tony
EUT : Car DVD PLAYER
Power : DC 12V
M/N : San Antonio 640
Test Mode : GFSK TX 2402MHz

	Freq. (MHz)	Ant. Factor (dB/m)	Cable Loss (dB)	Reading (dBuV)	Emission Level (dBuV/m)	Limits (dBuV/m)	Margin (dB)	Remark
1	165.80	9.66	1.68	49.89	30.15	43.50	13.35	QP
2	561.56	19.69	3.24	36.90	28.93	46.00	17.07	QP
3	626.55	20.12	3.48	40.91	33.63	46.00	12.37	QP
4	693.48	20.44	3.63	41.41	34.73	46.00	11.27	QP
5	759.44	22.04	3.91	40.49	35.57	46.00	10.43	QP
6	891.36	22.89	3.91	36.64	33.62	46.00	12.38	QP

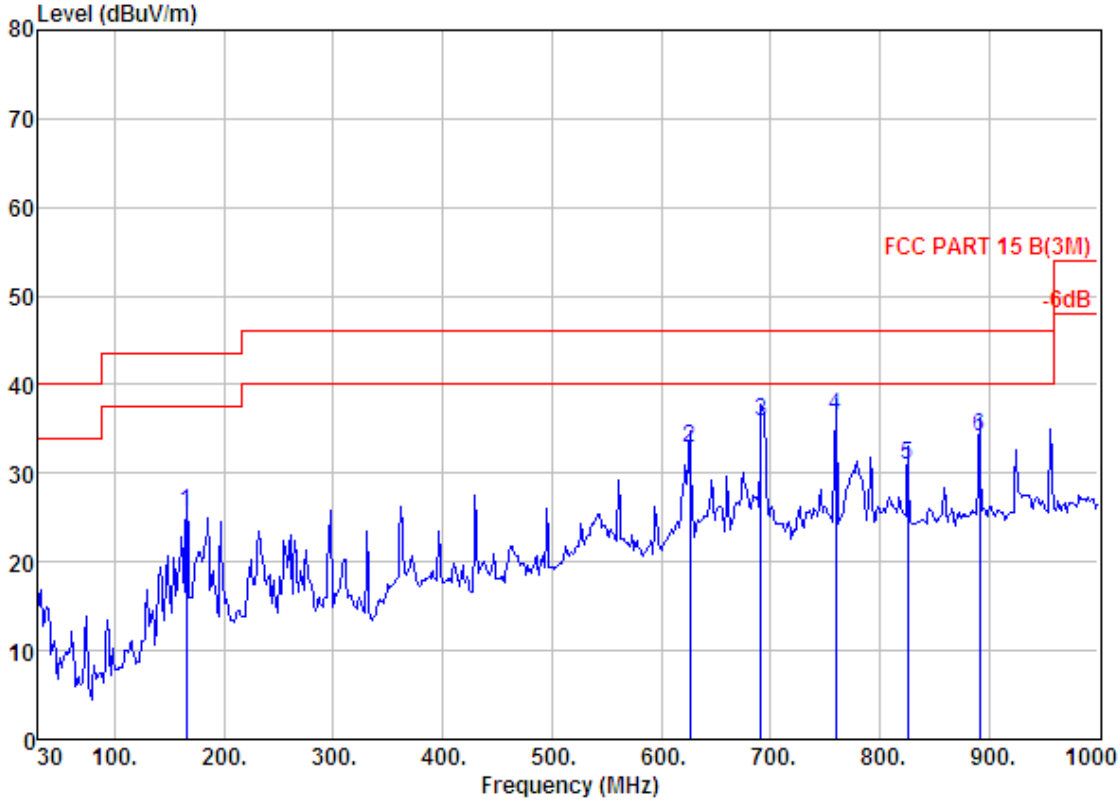

Site no. : 966 1# chamber Data no. : 512
Dis. / Ant. : 3m 27137 Ant. pol. : VERTICAL
Limit : FCC PART 15 B(3M)
Env. / Ins. : Temp:23.6';Humi:56%;Press:101.52kPa
Engineer : Tony
EUT : Car DVD PLAYER
Power : DC 12V
M/N : San Antonio 640
Test Mode : GFSK TX 2441MHz

	Freq. (MHz)	Ant. Factor (dB/m)	Cable Loss (dB)	Reading (dBuV)	Emission Level (dBuV/m)	Limits (dBuV/m)	Margin (dB)	Remark
1	165.80	9.66	1.68	45.34	25.60	43.50	17.90	QP
2	626.55	20.12	3.48	40.05	32.77	46.00	13.23	QP
3	691.54	20.40	3.60	42.83	35.83	46.00	10.17	QP
4	759.44	22.04	3.91	41.35	36.43	46.00	9.57	QP
5	825.40	22.43	3.81	35.01	30.98	46.00	15.02	QP
6	891.36	22.89	3.91	37.26	34.24	46.00	11.76	QP

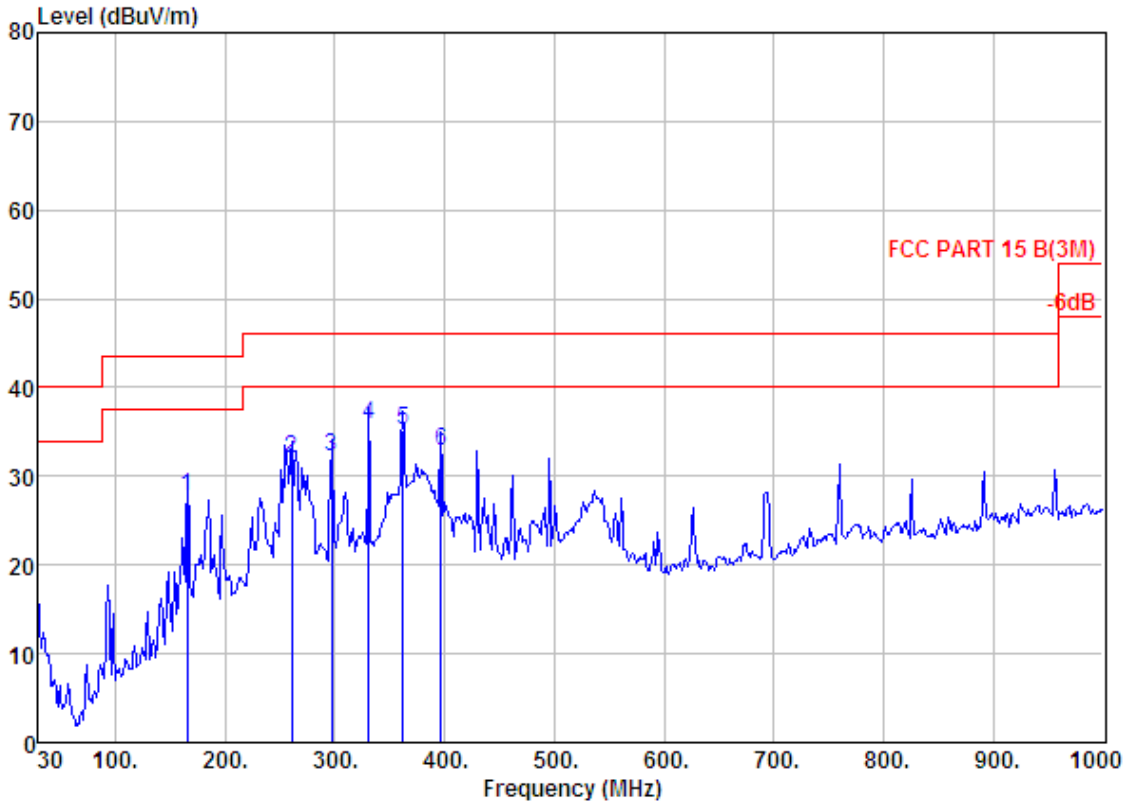

Site no. : 966 1# chamber Data no. : 513
Dis. / Ant. : 3m 27137 Ant. pol. : HORIZONTAL
Limit : FCC PART 15 B(3M)
Env. / Ins. : Temp:23.6';Humi:56%;Press:101.52kPa
Engineer : Tony
EUT : Car DVD PLAYER
Power : DC 12V
M/N : San Antonio 640
Test Mode : GFSK TX 2441MHz

	Freq. (MHz)	Ant. Factor (dB/m)	Cable Loss (dB)	Reading (dBuV)	Emission Level (dBuV/m)	Limits (dBuV/m)	Margin (dB)	Remark
1	165.80	9.66	1.68	47.54	27.80	43.50	15.70	QP
2	260.86	12.96	2.22	47.89	31.97	46.00	14.03	QP
3	296.75	12.99	2.32	47.97	32.18	46.00	13.82	QP
4	330.70	13.88	2.44	50.47	35.81	46.00	10.19	QP
5	361.74	14.53	2.63	49.05	35.26	46.00	10.74	QP
6	396.66	15.91	2.63	45.16	32.92	46.00	13.08	QP

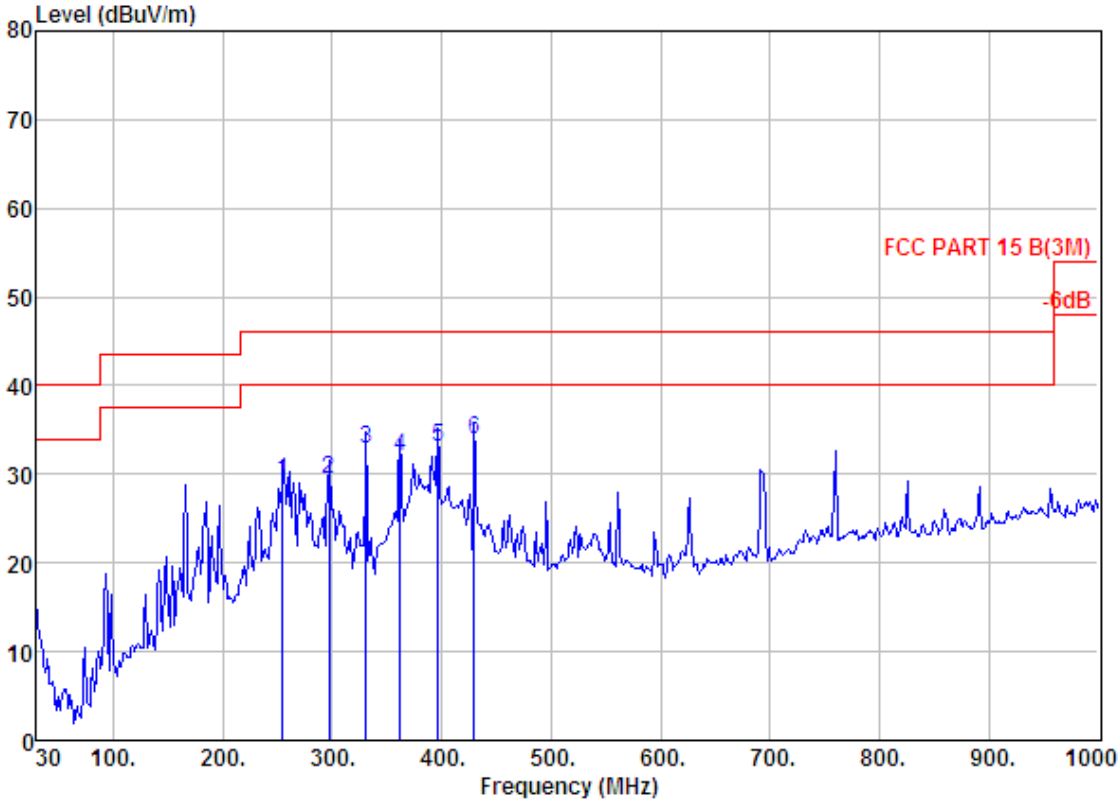

Site no. : 966 1# chamber Data no. : 514
Dis. / Ant. : 3m 27137 Ant. pol. : HORIZONTAL
Limit : FCC PART 15 B(3M)
Env. / Ins. : Temp:23.6';Humi:56%;Press:101.52kPa
Engineer : Tony
EUT : Car DVD PLAYER
Power : DC 12V
M/N : San Antonio 640
Test Mode : GFSK TX 2480MHz

	Freq. (MHz)	Ant. Factor (dB/m)	Cable Loss (dB)	Reading (dBuV)	Emission Level (dBuV/m)	Limits (dBuV/m)	Margin (dB)	Remark
1	255.04	12.41	2.13	45.83	29.33	46.00	16.67	QP
2	296.75	12.99	2.32	45.33	29.54	46.00	16.46	QP
3	330.70	13.88	2.44	47.51	32.85	46.00	13.15	QP
4	361.74	14.53	2.63	45.73	31.94	46.00	14.06	QP
5	396.66	15.91	2.63	45.40	33.16	46.00	12.84	QP
6	429.64	16.06	2.86	46.01	33.94	46.00	12.06	QP

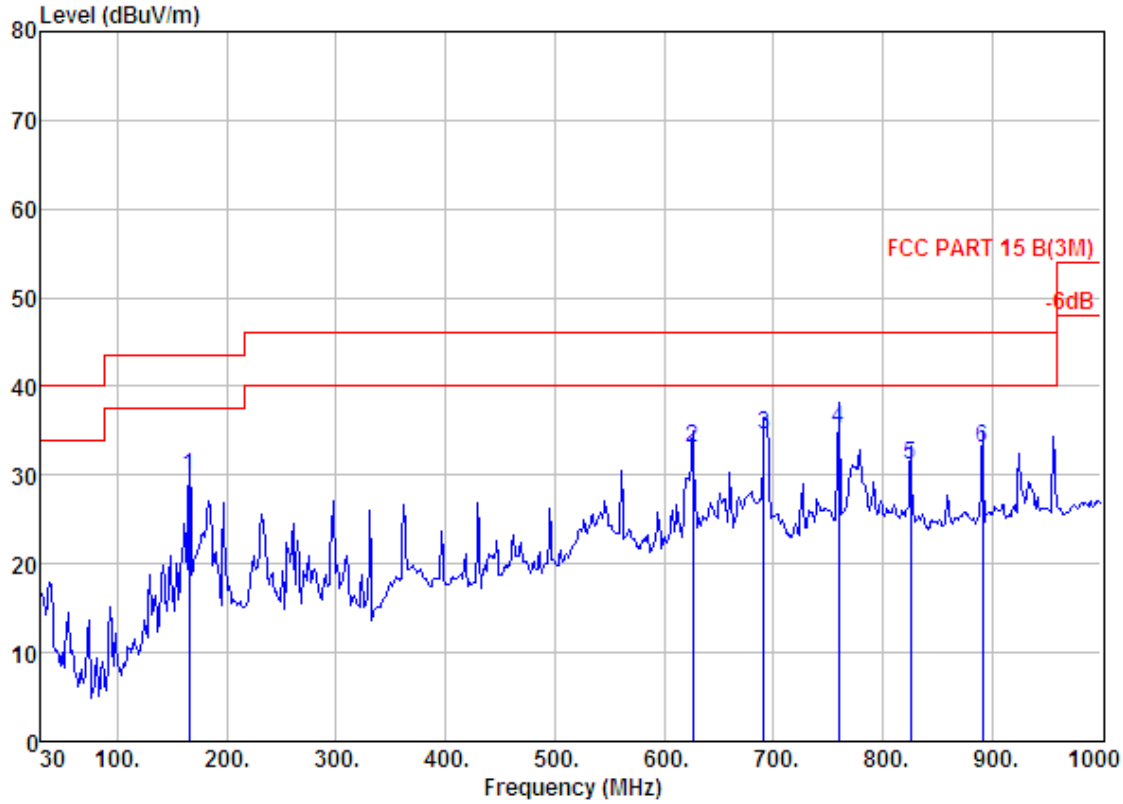


```
Site no.        : 966 1# chamber              Data no.   : 515
Dis. / Ant.     : 3m   27137                  Ant. pol.  : VERTICAL
Limit           : FCC PART 15 B(3M)
Env. / Ins.     : Temp:23.6';Humi:56%;Press:101.52kPa
Engineer        : Tony
EUT             : Car DVD PLAYER
Power           : DC 12V
M/N             : San Antonio 640
Test Mode       : GFSK TX 2480MHz
```

	Freq. (MHz)	Ant. Factor (dB/m)	Cable Loss (dB)	Reading (dBuV)	Emission Level (dBuV/m)	Limits (dBuV/m)	Margin (dB)	Remark
1	165.80	9.66	1.68	49.64	29.90	43.50	13.60	QP
2	626.55	20.12	3.48	40.31	33.03	46.00	12.97	QP
3	691.54	20.40	3.60	41.56	34.56	46.00	11.44	QP
4	759.44	22.04	3.91	40.04	35.12	46.00	10.88	QP
5	825.40	22.43	3.81	35.26	31.23	46.00	14.77	QP
6	891.36	22.89	3.91	36.01	32.99	46.00	13.01	QP

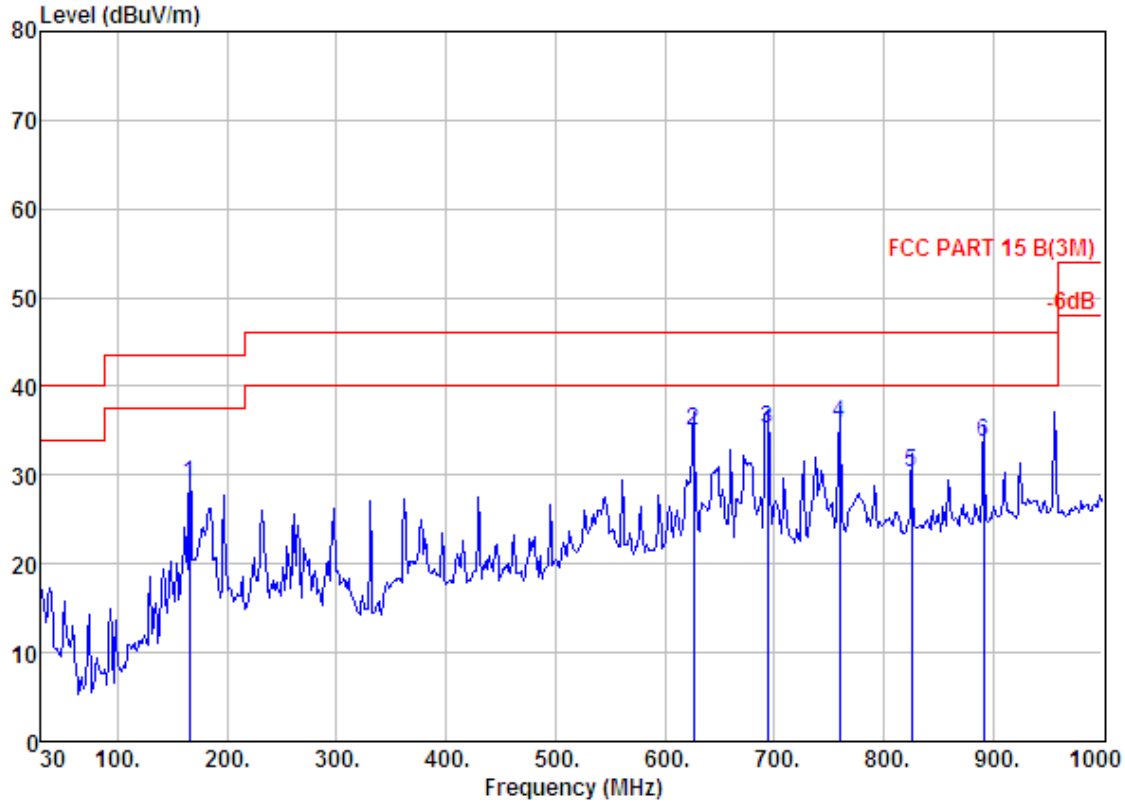

Site no. : 966 1# chamber Data no. : 516
Dis. / Ant. : 3m 27137 Ant. pol. : VERTICAL
Limit : FCC PART 15 B(3M)
Env. / Ins. : Temp:23.6';Humi:56%;Press:101.52kPa
Engineer : Tony
EUT : Car DVD PLAYER
Power : DC 12V
M/N : San Antonio 640
Test Mode : 8-DPSK TX 2402MHz

	Freq. (MHz)	Ant. Factor (dB/m)	Cable Loss (dB)	Reading (dBuV)	Emission Level (dBuV/m)	Limits (dBuV/m)	Margin (dB)	Remark
1	165.80	9.66	1.68	48.75	29.01	43.50	14.49	QP
2	626.55	20.12	3.48	42.34	35.06	46.00	10.94	QP
3	693.48	20.44	3.63	41.92	35.24	46.00	10.76	QP
4	759.44	22.04	3.91	40.67	35.75	46.00	10.25	QP
5	825.40	22.43	3.81	34.37	30.34	46.00	15.66	QP
6	891.36	22.89	3.91	36.64	33.62	46.00	12.38	QP

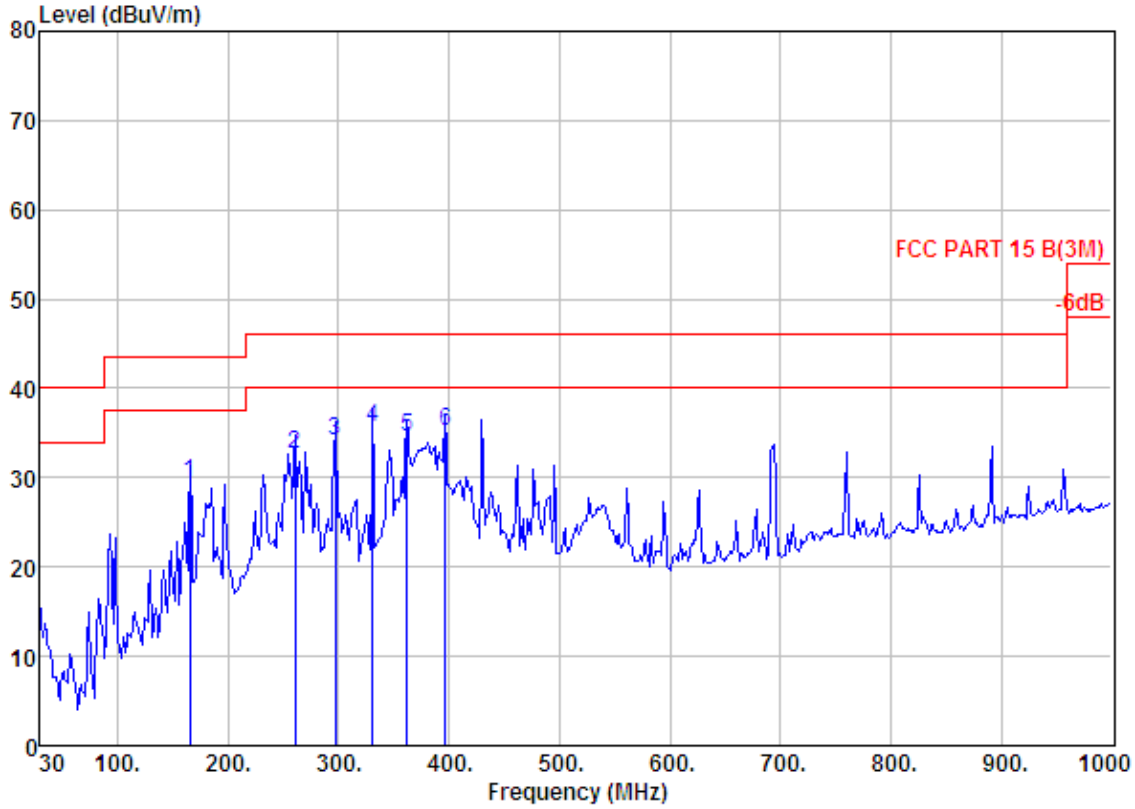

Site no. : 966 1# chamber Data no. : 517
Dis. / Ant. : 3m 27137 Ant. pol. : HORIZONTAL
Limit : FCC PART 15 B(3M)
Env. / Ins. : Temp:23.6';Humi:56%;Press:101.52kPa
Engineer : Tony
EUT : Car DVD PLAYER
Power : DC 12V
M/N : San Antonio 640
Test Mode : 8-DPSK TX 2402MHz

	Freq. (MHz)	Ant. Factor (dB/m)	Cable Loss (dB)	Reading (dBuV)	Emission Level (dBuV/m)	Limits (dBuV/m)	Margin (dB)	Remark
1	165.80	9.66	1.68	49.14	29.40	43.50	14.10	QP
2	260.86	12.96	2.22	48.66	32.74	46.00	13.26	QP
3	296.75	12.99	2.32	50.01	34.22	46.00	11.78	QP
4	330.70	13.88	2.44	50.37	35.71	46.00	10.29	QP
5	361.74	14.53	2.63	48.33	34.54	46.00	11.46	QP
6	396.66	15.91	2.63	47.35	35.11	46.00	10.89	QP

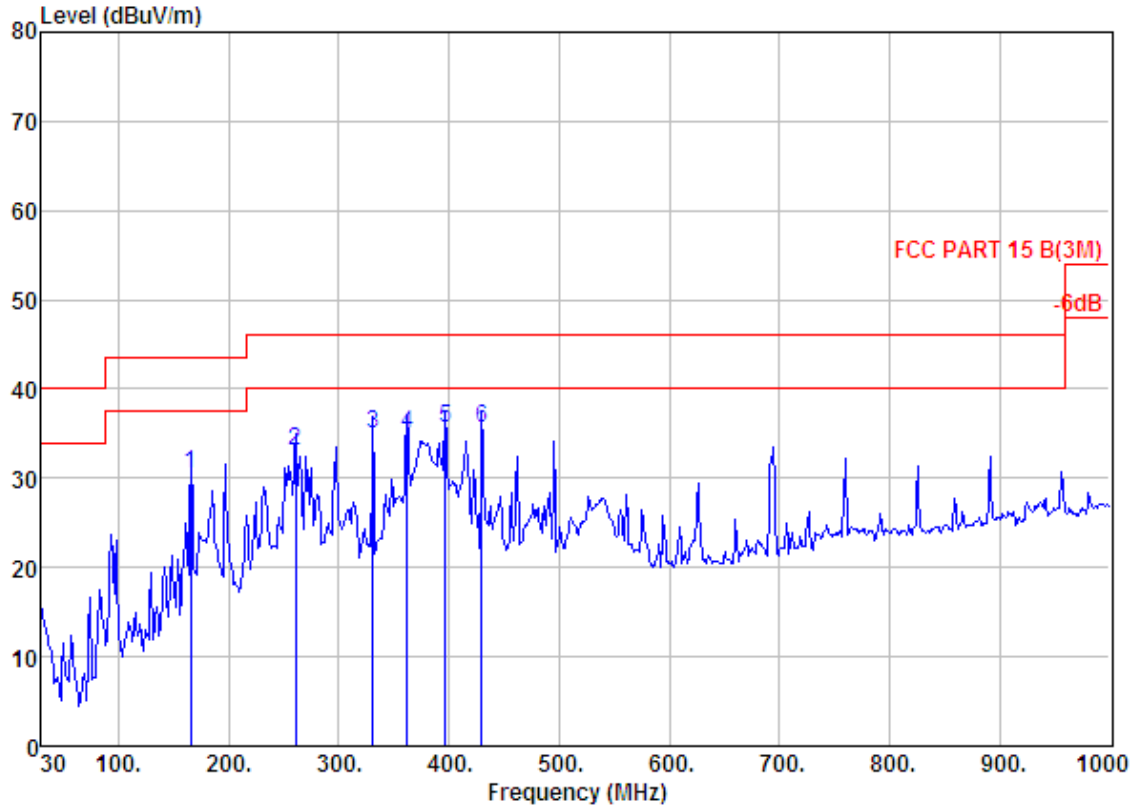

Site no. : 966 1# chamber Data no. : 518
Dis. / Ant. : 3m 27137 Ant. pol. : HORIZONTAL
Limit : FCC PART 15 B(3M)
Env. / Ins. : Temp:23.6';Humi:56%;Press:101.52kPa
Engineer : Tony
EUT : Car DVD PLAYER
Power : DC 12V
M/N : San Antonio 640
Test Mode : 8-DPSK TX 2441MHz

	Freq. (MHz)	Ant. Factor (dB/m)	Cable Loss (dB)	Reading (dBuV)	Emission Level (dBuV/m)	Limits (dBuV/m)	Margin (dB)	Remark
1	165.80	9.66	1.68	50.32	30.58	43.50	12.92	QP
2	260.86	12.96	2.22	49.01	33.09	46.00	12.91	QP
3	330.70	13.88	2.44	49.61	34.95	46.00	11.05	QP
4	361.74	14.53	2.63	48.84	35.05	46.00	10.95	QP
5	396.66	15.91	2.63	47.85	35.61	46.00	10.39	QP
6	429.64	16.06	2.86	47.63	35.56	46.00	10.44	QP

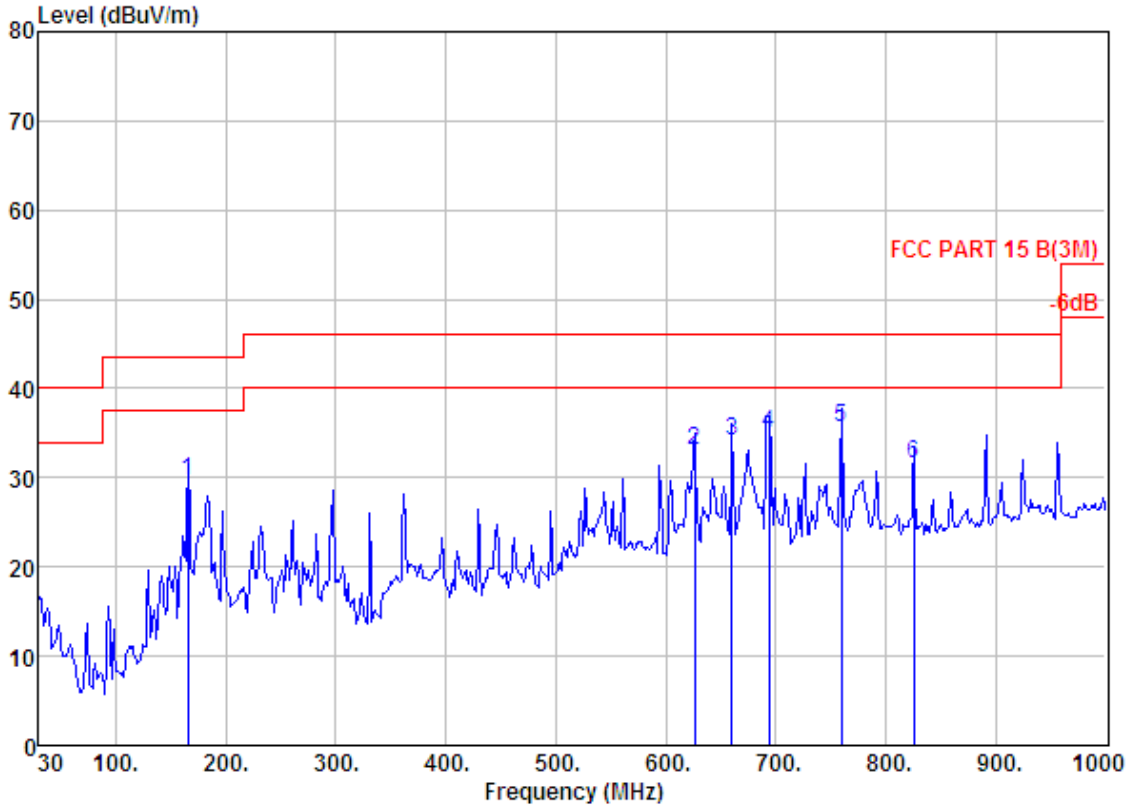

Site no. : 966 1# chamber Data no. : 519
Dis. / Ant. : 3m 27137 Ant. pol. : VERTICAL
Limit : FCC PART 15 B(3M)
Env. / Ins. : Temp:23.6';Humi:56%;Press:101.52kPa
Engineer : Tony
EUT : Car DVD PLAYER
Power : DC 12V
M/N : San Antonio 640
Test Mode : 8-DPSK TX 2441MHz

	Freq. (MHz)	Ant. Factor (dB/m)	Cable Loss (dB)	Reading (dBuV)	Emission Level (dBuV/m)	Limits (dBuV/m)	Margin (dB)	Remark
1	165.80	9.66	1.68	49.42	29.68	43.50	13.82	QP
2	626.55	20.12	3.48	40.32	33.04	46.00	12.96	QP
3	660.50	20.07	3.57	41.21	34.14	46.00	11.86	QP
4	693.48	20.44	3.63	41.68	35.00	46.00	11.00	QP
5	759.44	22.04	3.91	40.64	35.72	46.00	10.28	QP
6	825.40	22.43	3.81	35.52	31.49	46.00	14.51	QP

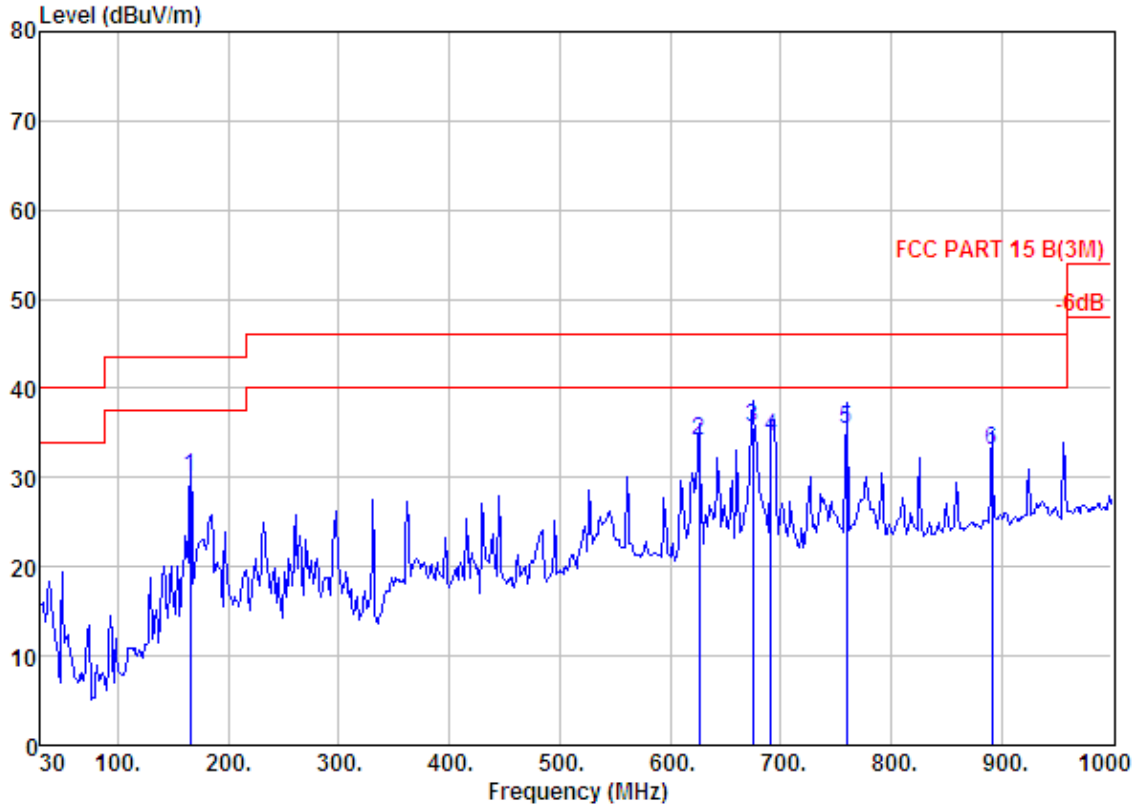

Site no. : 966 1# chamber Data no. : 520
Dis. / Ant. : 3m 27137 Ant. pol. : VERTICAL
Limit : FCC PART 15 B(3M)
Env. / Ins. : Temp:23.6';Humi:56%;Press:101.52kPa
Engineer : Tony
EUT : Car DVD PLAYER
Power : DC 12V
M/N : San Antonio 640
Test Mode : 8-DPSK TX 2480MHz

	Freq. (MHz)	Ant. Factor (dB/m)	Cable Loss (dB)	Reading (dBuV)	Emission Level (dBuV/m)	Limits (dBuV/m)	Margin (dB)	Remark
1	165.80	9.66	1.68	49.75	30.01	43.50	13.49	Peak
2	626.55	20.12	3.48	41.35	34.07	46.00	11.93	Peak
3	675.05	20.26	3.64	42.48	35.61	46.00	10.39	Peak
4	691.54	20.40	3.60	41.48	34.48	46.00	11.52	Peak
5	759.44	22.04	3.91	40.30	35.38	46.00	10.62	Peak
6	891.36	22.89	3.91	36.11	33.09	46.00	12.91	Peak

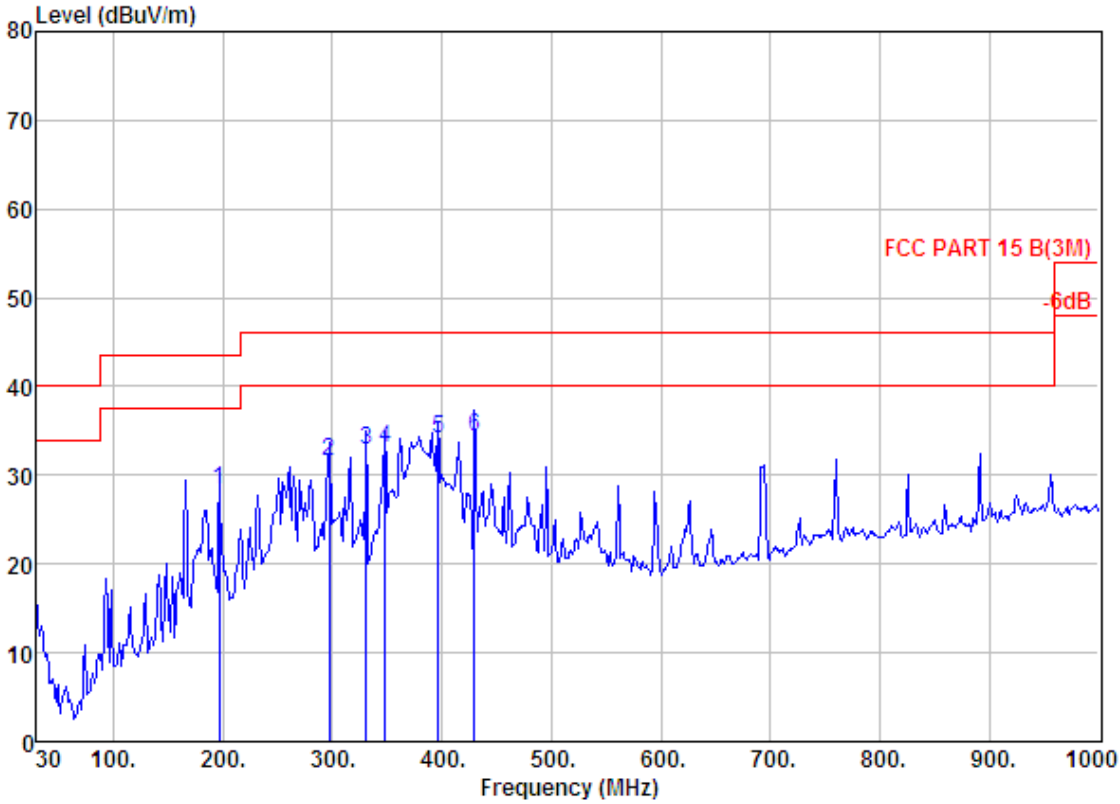

Site no. : 966 1# chamber Data no. : 521
Dis. / Ant. : 3m 27137 Ant. pol. : HORIZONTAL
Limit : FCC PART 15 B(3M)
Env. / Ins. : Temp:23.6';Humi:56%;Press:101.52kPa
Engineer : Tony
EUT : Car DVD PLAYER
Power : DC 12V
M/N : San Antonio 640
Test Mode : 8-DPSK TX 2480MHz

	Freq. (MHz)	Ant. Factor (dB/m)	Cable Loss (dB)	Reading (dBuV)	Emission Level (dBuV/m)	Limits (dBuV/m)	Margin (dB)	Remark
1	196.84	7.72	1.81	49.86	28.27	43.50	15.23	QP
2	296.75	12.99	2.32	47.39	31.60	46.00	14.40	QP
3	330.70	13.88	2.44	47.61	32.95	46.00	13.05	QP
4	348.16	14.41	2.53	47.05	33.06	46.00	12.94	QP
5	396.66	15.91	2.63	46.29	34.05	46.00	11.95	QP
6	429.64	16.06	2.86	46.46	34.39	46.00	11.61	QP

1000 MHz – 18000MHz

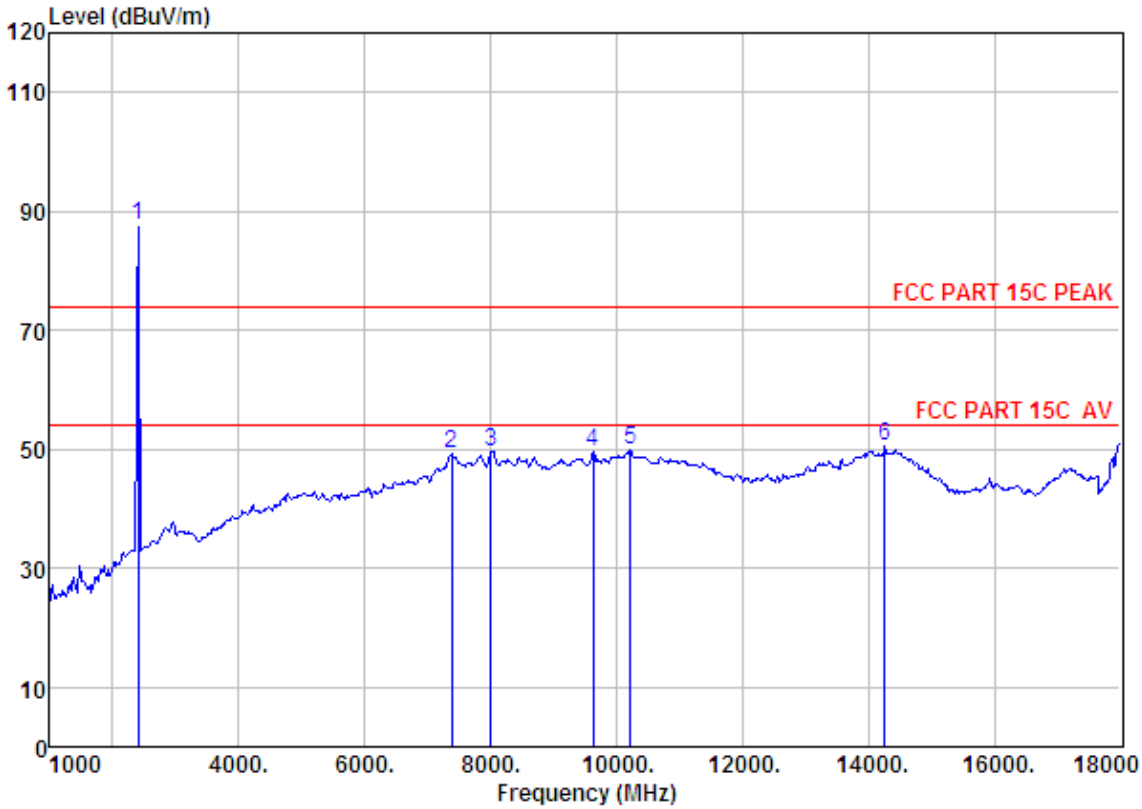


```
Site no.        : 1# 966 chamber              Data no.  : 522
Dis. / Ant.     : 3m   ANT 1-18G              Ant. pol. : VERTICAL
Limit           : FCC PART 15C PEAK
Env. / Ins.     : Temp:23.6';Humi:56%;Press:101.52kPa
Engineer        : Tony
EUT             : Car DVD PLAYER
Power           : DC 12V
M/N             : San Antonio 640
Test Mode       : GFSK TX 2402MHz
```

	Freq. (MHz)	Ant. Factor (dB/m)	Cable Loss (dB)	Amp Factor (dB)	Reading (dBuV)	Emission Level (dBuV/m)	Limits (dBuV/m)	Margin (dB)	Remark
1	2402.00	27.61	6.62	34.18	87.69	87.74	74.00	-13.74	Peak
2	7375.00	36.57	11.59	31.98	33.08	49.26	74.00	24.74	Peak
3	8004.00	37.01	11.40	31.22	32.50	49.69	74.00	24.31	Peak
4	9636.00	37.96	11.68	31.91	31.91	49.64	74.00	24.36	Peak
5	10214.00	38.48	11.47	32.17	32.19	49.97	74.00	24.03	Peak
6	14260.00	41.68	10.92	33.19	31.00	50.41	74.00	23.59	Peak

Remarks: 1. Emission Level= Antenna Factor + Cable Loss - Amp Factor + Reading.
2. The emission levels that are 20dB below the official limit are not reported.

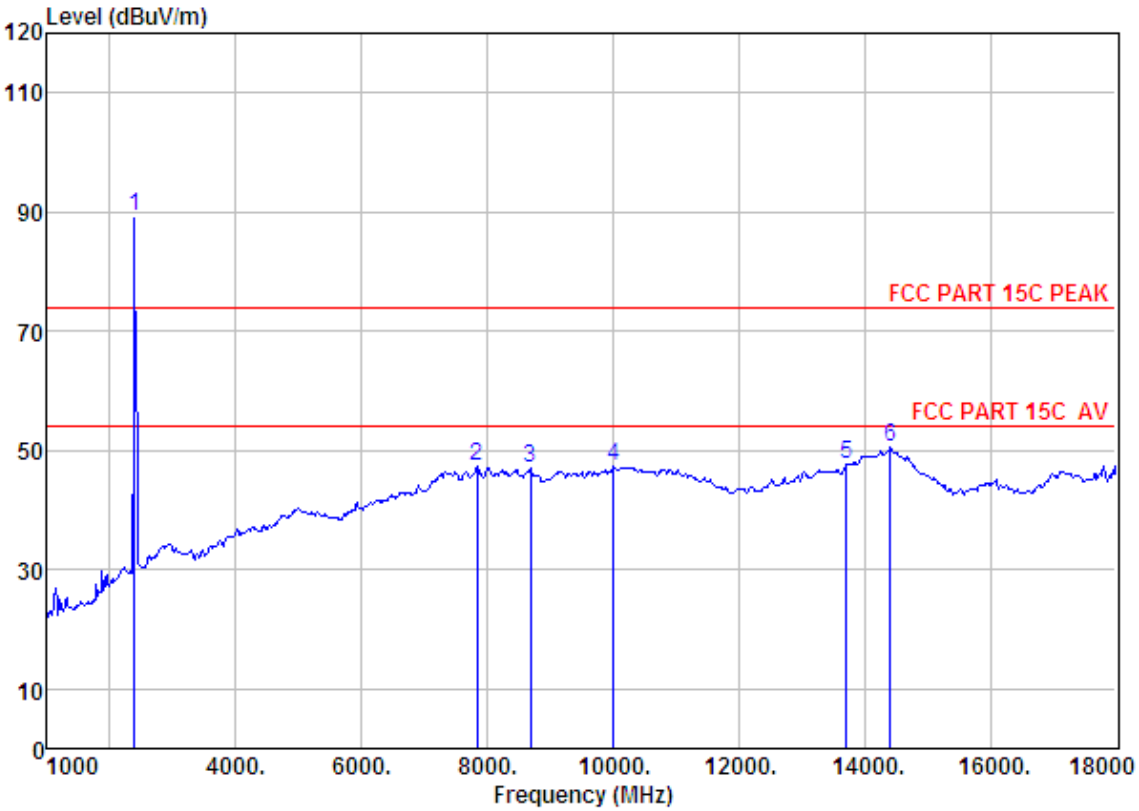

Site no. : 1# 966 chamber Data no. : 523
Dis. / Ant. : 3m ANT 1-18G Ant. pol. : HORIZONTAL
Limit : FCC PART 15C PEAK
Env. / Ins. : Temp:23.6';Humi:56%;Press:101.52kPa
Engineer : Tony
EUT : Car DVD PLAYER
Power : DC 12V
M/N : San Antonio 640
Test Mode : GFSK TX 2402MHz

	Freq. (MHz)	Ant. Factor (dB/m)	Cable Loss (dB)	Amp Factor (dB)	Reading (dBuV)	Emission Level (dBuV/m)	Limits (dBuV/m)	Margin (dB)	Remark
1	2394.00	27.61	6.62	34.18	89.08	89.13	74.00	-15.13	Peak
2	7834.00	36.68	11.47	31.40	30.71	47.46	74.00	26.54	Peak
3	8684.00	37.32	11.45	32.43	30.68	47.02	74.00	26.98	Peak
4	10010.00	38.12	11.58	31.79	29.47	47.38	74.00	26.62	Peak
5	13716.00	40.69	11.24	35.01	30.74	47.66	74.00	26.34	Peak
6	14413.00	41.80	10.92	32.78	30.47	50.41	74.00	23.59	Peak

Remarks: 1. Emission Level= Antenna Factor + Cable Loss - Amp Factor + Reading.
2. The emission levels that are 20dB below the official limit are not reported.

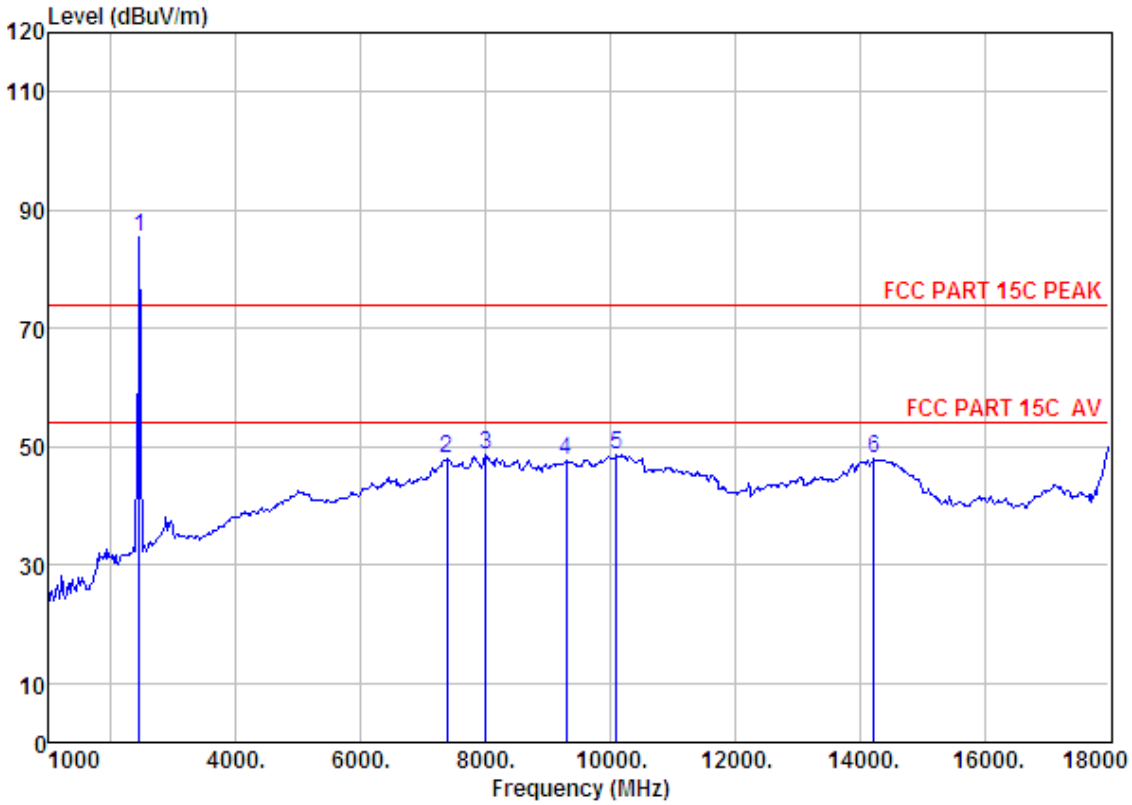

Site no. : 1# 966 chamber Data no. : 526
Dis. / Ant. : 3m ANT 1-18G Ant. pol. : VERTICAL
Limit : FCC PART 15C PEAK
Env. / Ins. : Temp:23.6';Humi:56%;Press:101.52kPa
Engineer : Tony
EUT : Car DVD PLAYER
Power : DC 12V
M/N : San Antonio 640
Test Mode : GFSK TX 2441MHz

	Freq. (MHz)	Ant. Factor (dB/m)	Cable Loss (dB)	Amp Factor (dB)	Reading (dBuV)	Emission Level (dBuV/m)	Limits (dBuV/m)	Margin (dB)	Remark
1	2441.00	27.60	6.67	34.12	85.36	85.51	74.00	-11.51	Peak
2	7375.00	36.57	11.59	31.98	31.67	47.85	74.00	26.15	Peak
3	8004.00	37.01	11.40	31.22	31.53	48.72	74.00	25.28	Peak
4	9296.00	37.91	11.61	32.18	30.24	47.58	74.00	26.42	Peak
5	10095.00	38.27	11.53	31.95	30.66	48.51	74.00	25.49	Peak
6	14226.00	41.66	10.91	33.29	28.71	47.99	74.00	26.01	Peak

Remarks: 1. Emission Level= Antenna Factor + Cable Loss - Amp Factor + Reading.
2. The emission levels that are 20dB below the official limit are not reported.

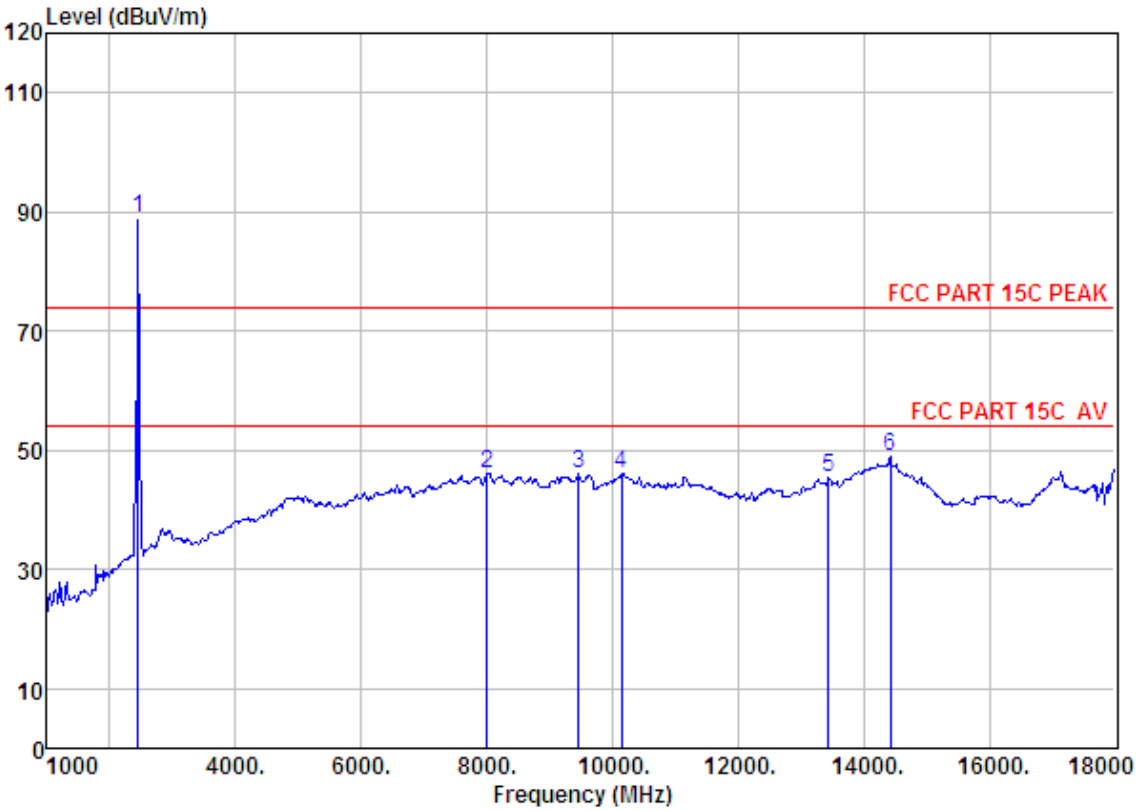

Site no. : 1# 966 chamber Data no. : 527
Dis. / Ant. : 3m ANT 1-18G Ant. pol. : HORIZONTAL
Limit : FCC PART 15C PEAK
Env. / Ins. : Temp:23.6';Humi:56%;Press:101.52kPa
Engineer : Tony
EUT : Car DVD PLAYER
Power : DC 12V
M/N : San Antonio 640
Test Mode : GFSK TX 2441MHz

	Freq. (MHz)	Ant. Factor (dB/m)	Cable Loss (dB)	Amp Factor (dB)	Reading (dBuV)	Emission Level (dBuV/m)	Limits (dBuV/m)	Margin (dB)	Remark
1	2441.00	27.60	6.67	34.12	88.88	89.03	74.00	-15.03	Peak
2	8004.00	37.01	11.40	31.22	28.83	46.02	74.00	27.98	Peak
3	9466.00	38.02	11.69	31.95	28.28	46.04	74.00	27.96	Peak
4	10146.00	38.36	11.51	32.05	28.30	46.12	74.00	27.88	Peak
5	13444.00	39.95	11.49	35.14	29.29	45.59	74.00	28.41	Peak
6	14430.00	41.82	10.93	32.84	28.94	48.85	74.00	25.15	Peak

Remarks: 1. Emission Level= Antenna Factor + Cable Loss - Amp Factor + Reading.
2. The emission levels that are 20dB below the official limit are not reported.

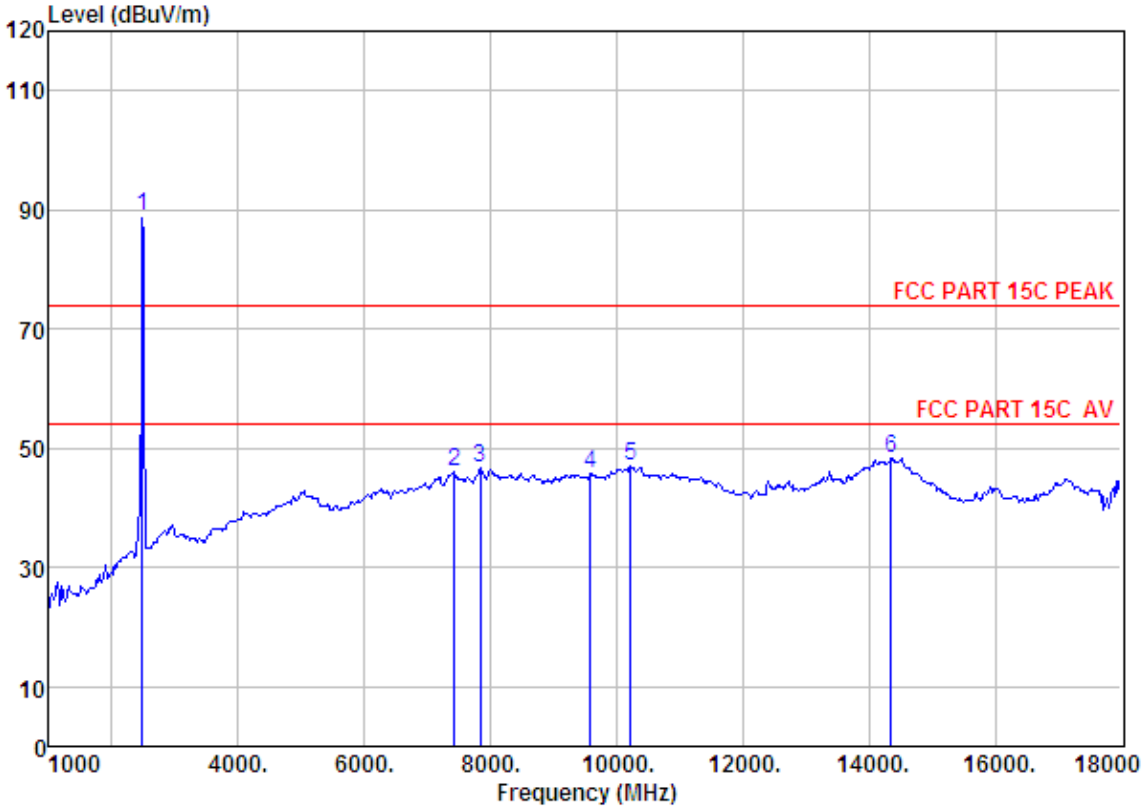

Site no. : 1# 966 chamber Data no. : 528
Dis. / Ant. : 3m ANT 1-18G Ant. pol. : HORIZONTAL
Limit : FCC PART 15C PEAK
Env. / Ins. : Temp:23.6';Humi:56%;Press:101.52kPa
Engineer : Tony
EUT : Car DVD PLAYER
Power : DC 12V
M/N : San Antonio 640
Test Mode : GFSK TX 2480MHz

	Freq. (MHz)	Ant. Factor (dB/m)	Cable Loss (dB)	Amp Factor (dB)	Reading (dBuV)	Emission Level (dBuV/m)	Limits (dBuV/m)	Margin (dB)	Remark
1	2480.00	27.58	6.71	34.03	88.81	89.07	74.00	-15.07	Peak
2	7426.00	36.56	11.60	31.95	29.77	45.98	74.00	28.02	Peak
3	7834.00	36.68	11.47	31.40	29.93	46.68	74.00	27.32	Peak
4	9585.00	37.92	11.69	31.93	28.05	45.73	74.00	28.27	Peak
5	10214.00	38.48	11.47	32.17	29.12	46.90	74.00	27.10	Peak
6	14345.00	41.76	10.92	32.93	28.68	48.43	74.00	25.57	Peak

Remarks: 1. Emission Level= Antenna Factor + Cable Loss - Amp Factor + Reading.
2. The emission levels that are 20dB below the official limit are not reported.

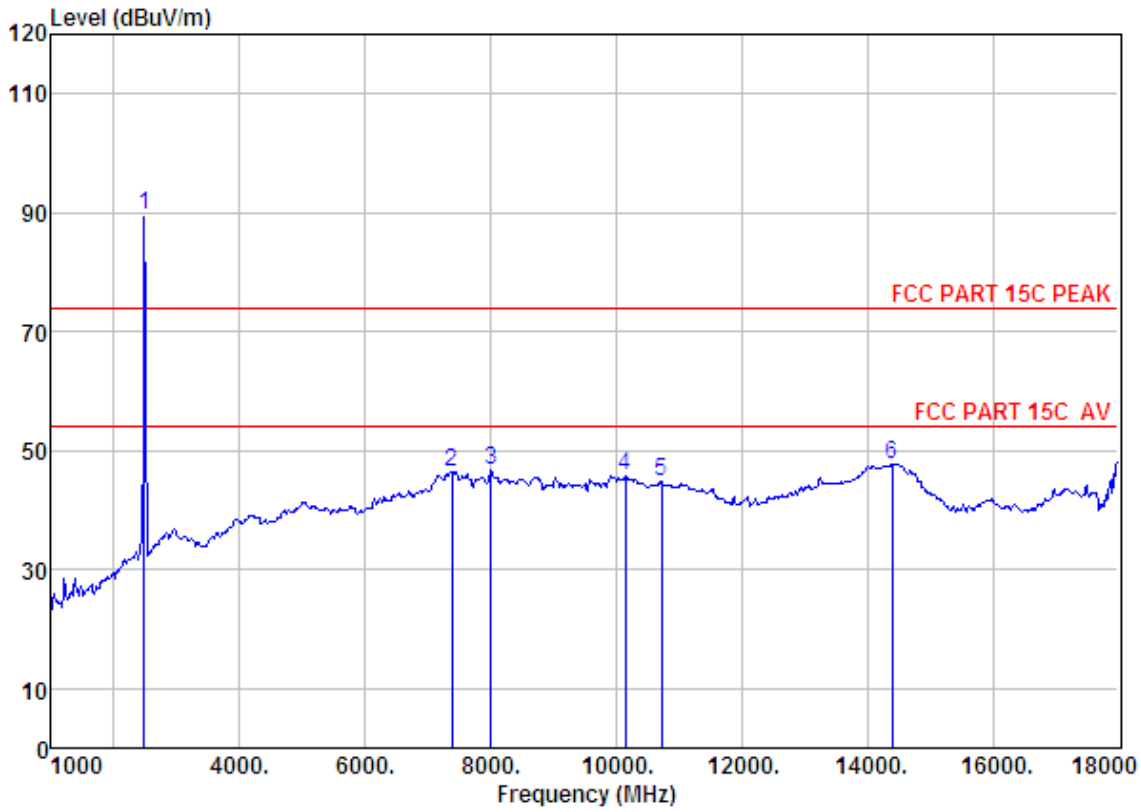

Site no. : 1# 966 chamber Data no. : 529
Dis. / Ant. : 3m ANT 1-18G Ant. pol. : VERTICAL
Limit : FCC PART 15C PEAK
Env. / Ins. : Temp:23.6';Humi:56%;Press:101.52kPa
Engineer : Tony
EUT : Car DVD PLAYER
Power : DC 12V
M/N : San Antonio 640
Test Mode : GFSK TX 2480MHz

	Freq. (MHz)	Ant. Factor (dB/m)	Cable Loss (dB)	Amp Factor (dB)	Reading (dBuV)	Emission Level (dBuV/m)	Limits (dBuV/m)	Margin (dB)	Remark
1	2480.00	27.58	6.71	34.03	89.33	89.59	74.00	-15.59	Peak
2	7375.00	36.57	11.59	31.98	30.36	46.54	74.00	27.46	Peak
3	8004.00	37.01	11.40	31.22	29.59	46.78	74.00	27.22	Peak
4	10146.00	38.36	11.51	32.05	27.87	45.69	74.00	28.31	Peak
5	10724.00	39.22	11.30	33.14	27.43	44.81	74.00	29.19	Peak
6	14396.00	41.79	10.92	32.83	27.83	47.71	74.00	26.29	Peak

Remarks: 1. Emission Level= Antenna Factor + Cable Loss - Amp Factor + Reading.
2. The emission levels that are 20dB below the official limit are not reported.

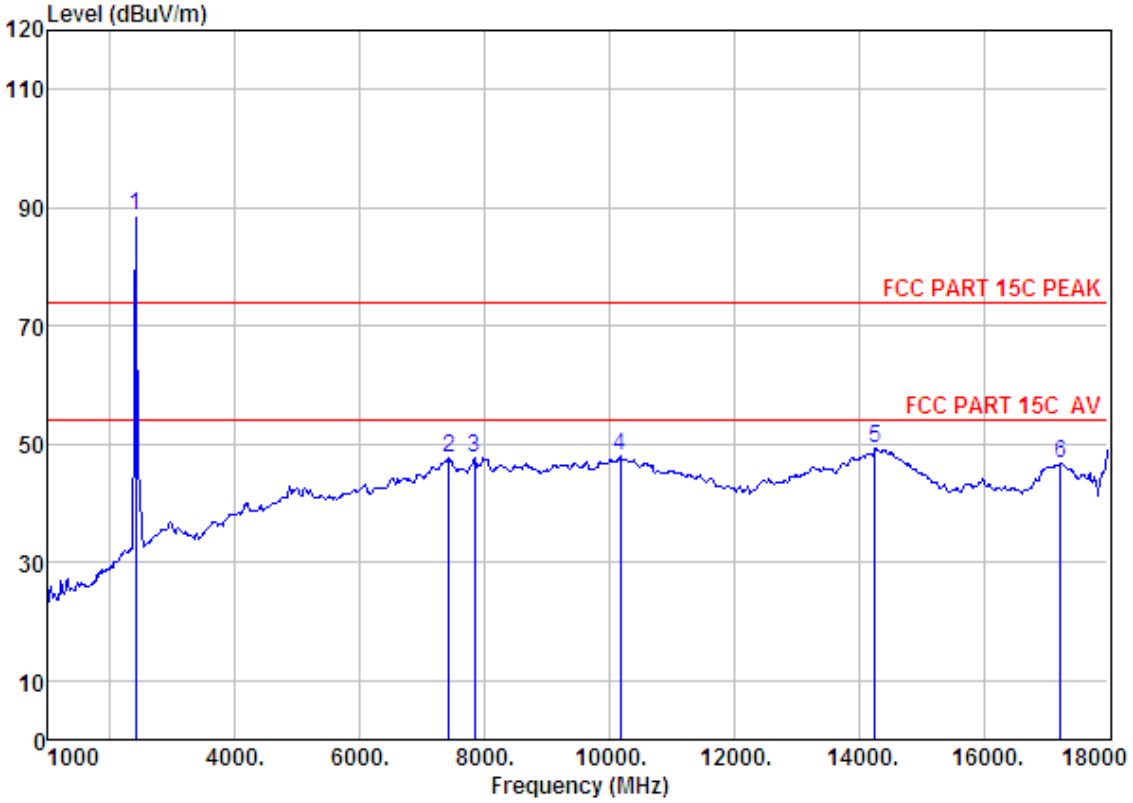

Site no. : 1# 966 chamber Data no. : 532
Dis. / Ant. : 3m ANT 1-18G Ant. pol. : HORIZONTAL
Limit : FCC PART 15C PEAK
Env. / Ins. : Temp:23.6';Humi:56%;Press:101.52kPa
Engineer : Tony
EUT : Car DVD PLAYER
Power : DC 12V
M/N : San Antonio 640
Test Mode : 8-DPSK TX 2402MHz

	Freq. (MHz)	Ant. Factor (dB/m)	Cable Loss (dB)	Amp Factor (dB)	Reading (dBuV)	Emission Level (dBuV/m)	Limits (dBuV/m)	Margin (dB)	Remark
1	2402.00	27.61	6.62	34.18	88.45	88.50	74.00	-14.50	Peak
2	7426.00	36.56	11.60	31.95	31.41	47.62	74.00	26.38	Peak
3	7834.00	36.68	11.47	31.40	31.02	47.77	74.00	26.23	Peak
4	10180.00	38.42	11.49	32.11	30.12	47.92	74.00	26.08	Peak
5	14260.00	41.68	10.92	33.19	30.02	49.43	74.00	24.57	Peak
6	17235.00	40.65	10.90	33.66	28.82	46.71	74.00	27.29	Peak

Remarks: 1. Emission Level= Antenna Factor + Cable Loss - Amp Factor + Reading.
2. The emission levels that are 20dB below the official limit are not reported.

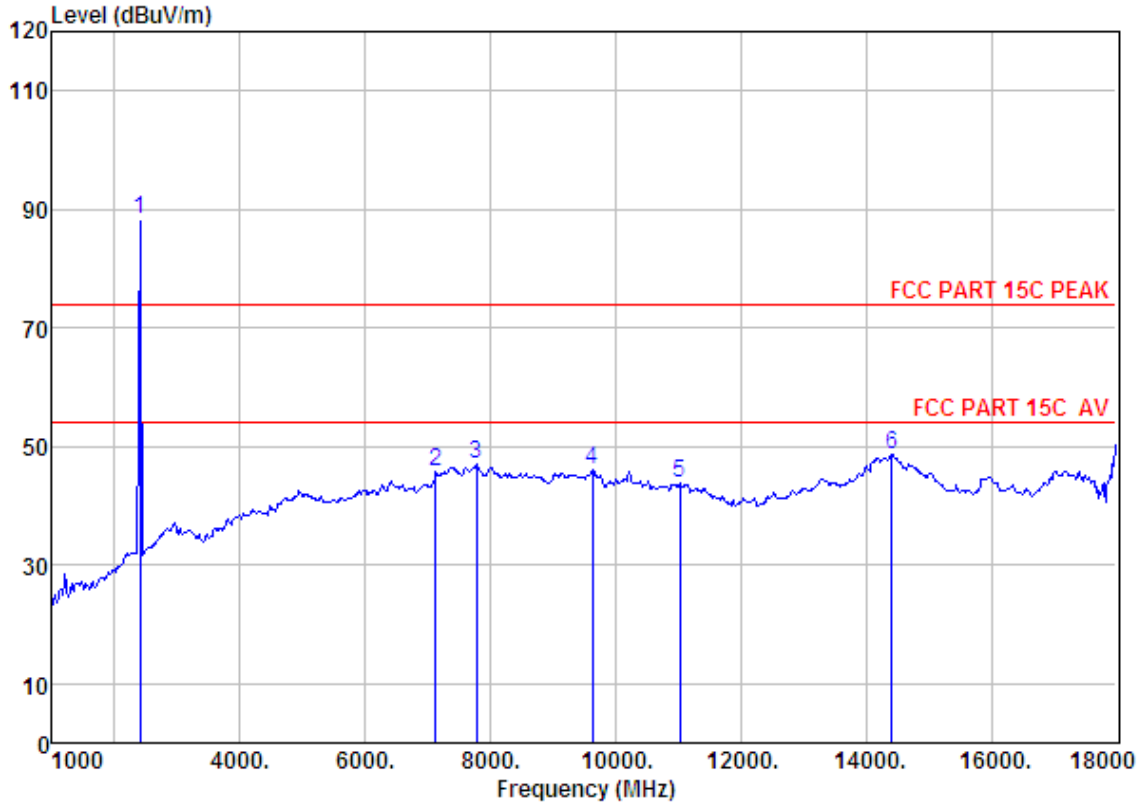

Site no. : 1# 966 chamber Data no. : 533
Dis. / Ant. : 3m ANT 1-18G Ant. pol. : VERTICAL
Limit : FCC PART 15C PEAK
Env. / Ins. : Temp:23.6';Humi:56%;Press:101.52kPa
Engineer : Tony
EUT : Car DVD PLAYER
Power : DC 12V
M/N : San Antonio 640
Test Mode : 8-DPSK TX 2402MHz

	Freq. (MHz)	Ant. Factor (dB/m)	Cable Loss (dB)	Amp Factor (dB)	Reading (dBuV)	Emission Level (dBuV/m)	Limits (dBuV/m)	Margin (dB)	Remark
1	2402.00	27.61	6.62	34.18	88.25	88.30	74.00	-14.30	Peak
2	7120.00	36.08	11.51	32.28	30.42	45.73	74.00	28.27	Peak
3	7783.00	36.59	11.50	31.45	30.28	46.92	74.00	27.08	Peak
4	9636.00	37.96	11.68	31.91	28.49	46.22	74.00	27.78	Peak
5	11030.00	39.50	11.27	33.71	26.73	43.79	74.00	30.21	Peak
6	14413.00	41.80	10.92	32.78	28.71	48.65	74.00	25.35	Peak

Remarks: 1. Emission Level= Antenna Factor + Cable Loss - Amp Factor + Reading.
2. The emission levels that are 20dB below the official limit are not reported.

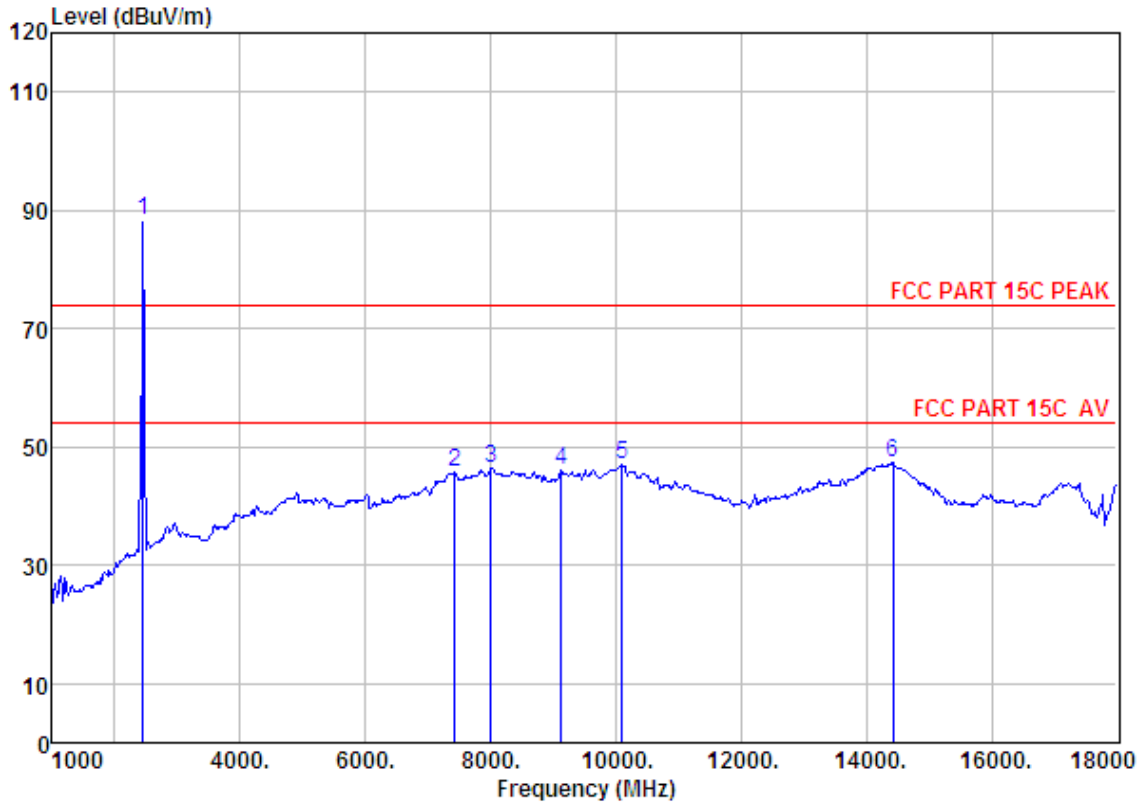

Site no. : 1# 966 chamber Data no. : 536
Dis. / Ant. : 3m ANT 1-18G Ant. pol. : HORIZONTAL
Limit : FCC PART 15C PEAK
Env. / Ins. : Temp:23.6';Humi:56%;Press:101.52kPa
Engineer : Tony
EUT : Car DVD PLAYER
Power : DC 12V
M/N : San Antonio 640
Test Mode : 8-DPSK TX 2441MHz

	Freq. (MHz)	Ant. Factor (dB/m)	Cable Loss (dB)	Amp Factor (dB)	Reading (dBuV)	Emission Level (dBuV/m)	Limits (dBuV/m)	Margin (dB)	Remark
1	2441.00	27.60	6.67	34.12	88.21	88.36	74.00	-14.36	Peak
2	7426.00	36.56	11.60	31.95	29.61	45.82	74.00	28.18	Peak
3	8004.00	37.01	11.40	31.22	29.34	46.53	74.00	27.47	Peak
4	9126.00	37.62	11.52	32.41	29.31	46.04	74.00	27.96	Peak
5	10095.00	38.27	11.53	31.95	29.12	46.97	74.00	27.03	Peak
6	14430.00	41.82	10.93	32.84	27.39	47.30	74.00	26.70	Peak

Remarks: 1. Emission Level= Antenna Factor + Cable Loss - Amp Factor + Reading.
2. The emission levels that are 20dB below the official limit are not reported.

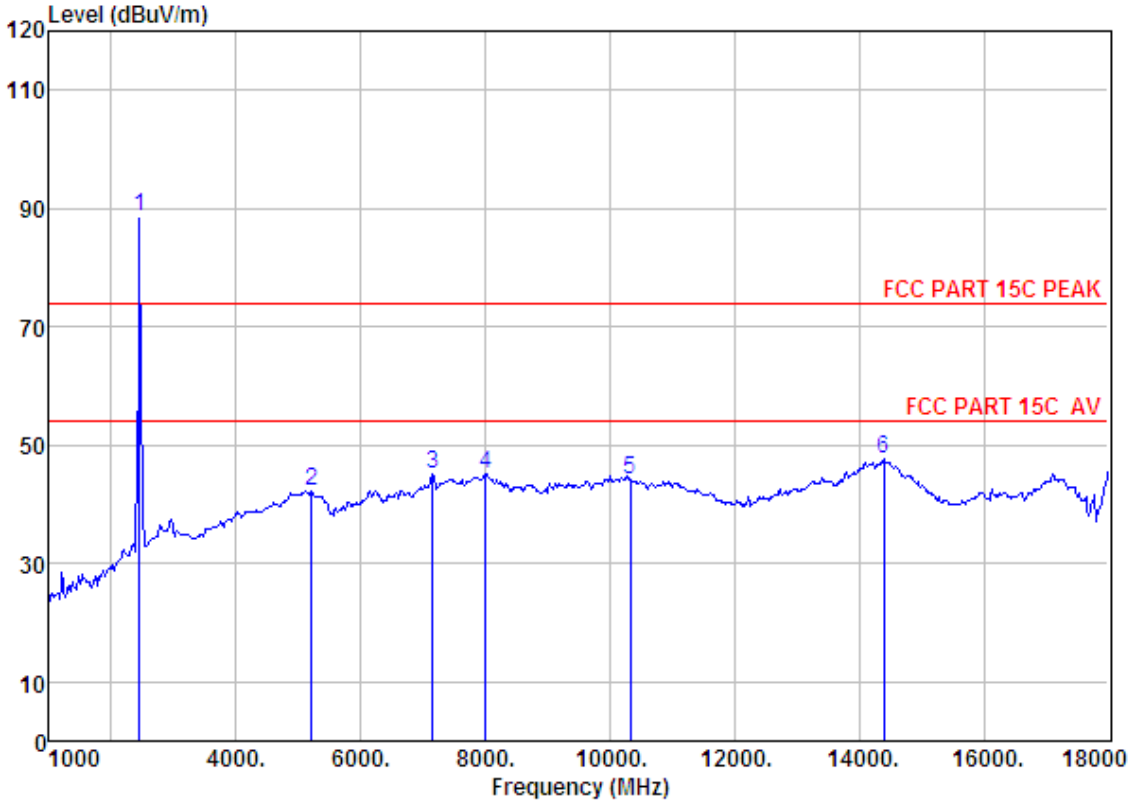

Site no. : 1# 966 chamber Data no. : 537
Dis. / Ant. : 3m ANT 1-18G Ant. pol. : VERTICAL
Limit : FCC PART 15C PEAK
Env. / Ins. : Temp:23.6';Humi:56%;Press:101.52kPa
Engineer : Tony
EUT : Car DVD PLAYER
Power : DC 12V
M/N : San Antonio 640
Test Mode : 8-DPSK TX 2441MHz

	Freq. (MHz)	Ant. Factor (dB/m)	Cable Loss (dB)	Amp Factor (dB)	Reading (dBuV)	Emission Level (dBuV/m)	Limits (dBuV/m)	Margin (dB)	Remark
1	2441.00	27.60	6.67	34.12	88.45	88.60	74.00	-14.60	Peak
2	5216.00	31.68	12.33	32.17	30.45	42.29	74.00	31.71	Peak
3	7154.00	36.25	11.52	32.21	29.70	45.26	74.00	28.74	Peak
4	8004.00	37.01	11.40	31.22	28.01	45.20	74.00	28.80	Peak
5	10333.00	38.68	11.40	32.40	26.46	44.14	74.00	29.86	Peak
6	14396.00	41.79	10.92	32.83	27.83	47.71	74.00	26.29	Peak

Remarks: 1. Emission Level= Antenna Factor + Cable Loss - Amp Factor + Reading.
2. The emission levels that are 20dB below the official limit are not reported.

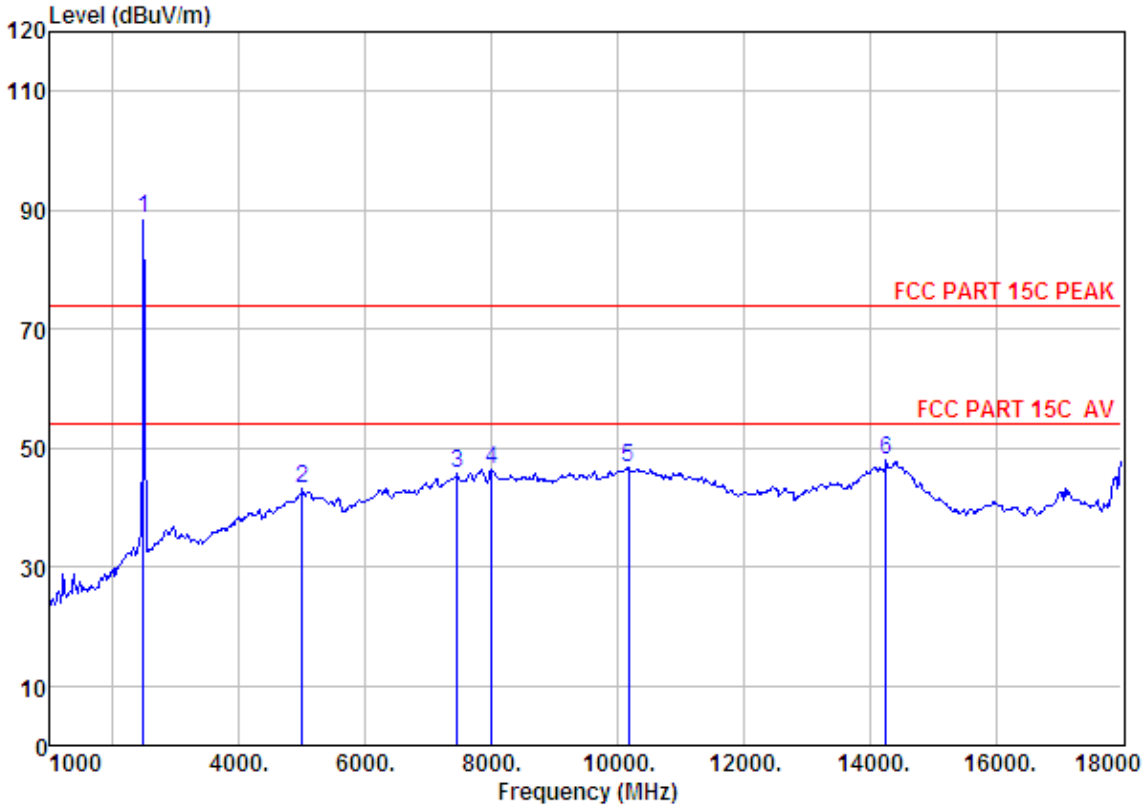

Site no. : 1# 966 chamber Data no. : 538
Dis. / Ant. : 3m ANT 1-18G Ant. pol. : VERTICAL
Limit : FCC PART 15C PEAK
Env. / Ins. : Temp:23.6';Humi:56%;Press:101.52kPa
Engineer : Tony
EUT : Car DVD PLAYER
Power : DC 12V
M/N : San Antonio 640
Test Mode : 8-DPSK TX 2480MHz

	Freq. (MHz)	Ant. Factor (dB/m)	Cable Loss (dB)	Amp Factor (dB)	Reading (dBuV)	Emission Level (dBuV/m)	Limits (dBuV/m)	Margin (dB)	Remark
1	2480.00	27.58	6.71	34.03	88.25	88.51	74.00	-14.51	Peak
2	4995.00	31.54	12.59	32.00	30.98	43.11	74.00	30.89	Peak
3	7460.00	36.52	11.61	31.91	29.41	45.63	74.00	28.37	Peak
4	8004.00	37.01	11.40	31.22	29.23	46.42	74.00	27.58	Peak
5	10180.00	38.42	11.49	32.11	28.85	46.65	74.00	27.35	Peak
6	14260.00	41.68	10.92	33.19	28.70	48.11	74.00	25.89	Peak

Remarks: 1. Emission Level= Antenna Factor + Cable Loss - Amp Factor + Reading.
2. The emission levels that are 20dB below the official limit are not reported.

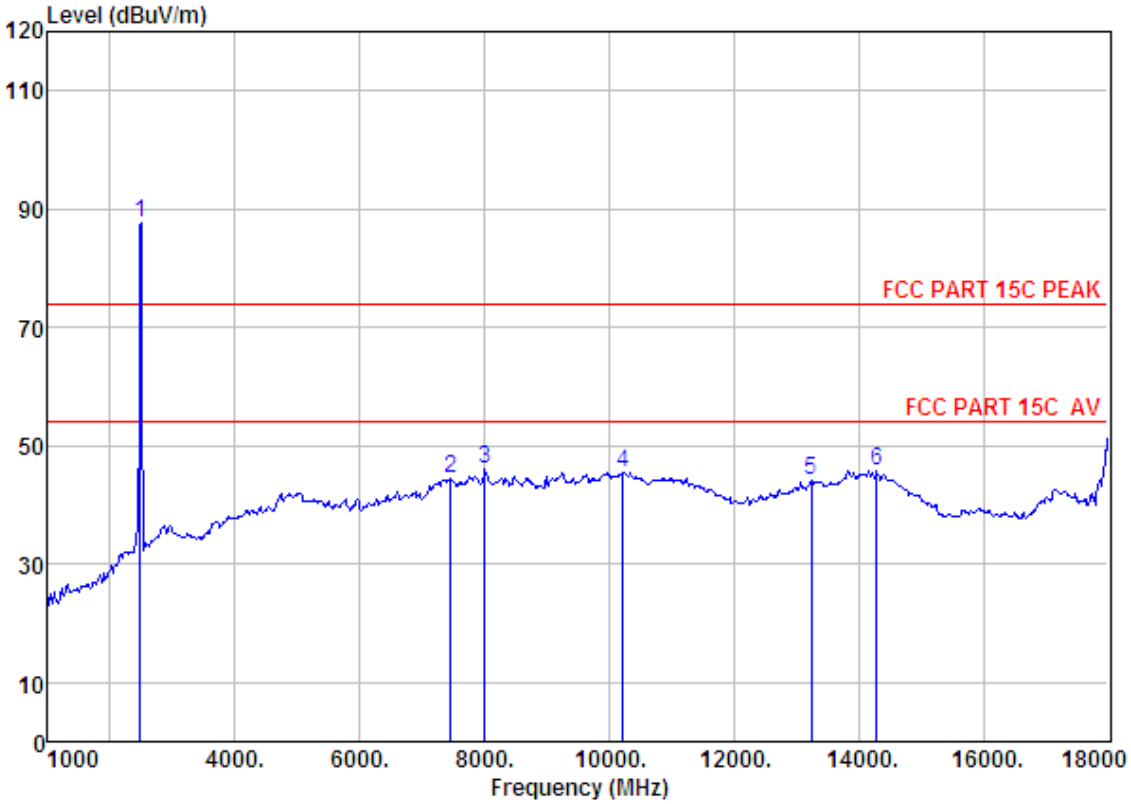

Site no. : 1# 966 chamber Data no. : 539
Dis. / Ant. : 3m ANT 1-18G Ant. pol. : HORIZONTAL
Limit : FCC PART 15C PEAK
Env. / Ins. : Temp:23.6';Humi:56%;Press:101.52kPa
Engineer : Tony
EUT : Car DVD PLAYER
Power : DC 12V
M/N : San Antonio 640
Test Mode : 8-DPSK TX 2480MHz

	Freq. (MHz)	Ant. Factor (dB/m)	Cable Loss (dB)	Amp Factor (dB)	Reading (dBuV)	Emission Level (dBuV/m)	Limits (dBuV/m)	Margin (dB)	Remark
1	2480.00	27.58	6.71	34.03	87.31	87.57	74.00	-13.57	Peak
2	7460.00	36.52	11.61	31.91	28.11	44.33	74.00	29.67	Peak
3	8004.00	37.01	11.40	31.22	28.84	46.03	74.00	27.97	Peak
4	10214.00	38.48	11.47	32.17	27.71	45.49	74.00	28.51	Peak
5	13240.00	39.46	11.46	34.72	27.82	44.02	74.00	29.98	Peak
6	14294.00	41.71	10.92	33.08	26.19	45.74	74.00	28.26	Peak

Remarks: 1. Emission Level= Antenna Factor + Cable Loss - Amp Factor + Reading.
2. The emission levels that are 20dB below the official limit are not reported.

18000MHz – 25000MHz

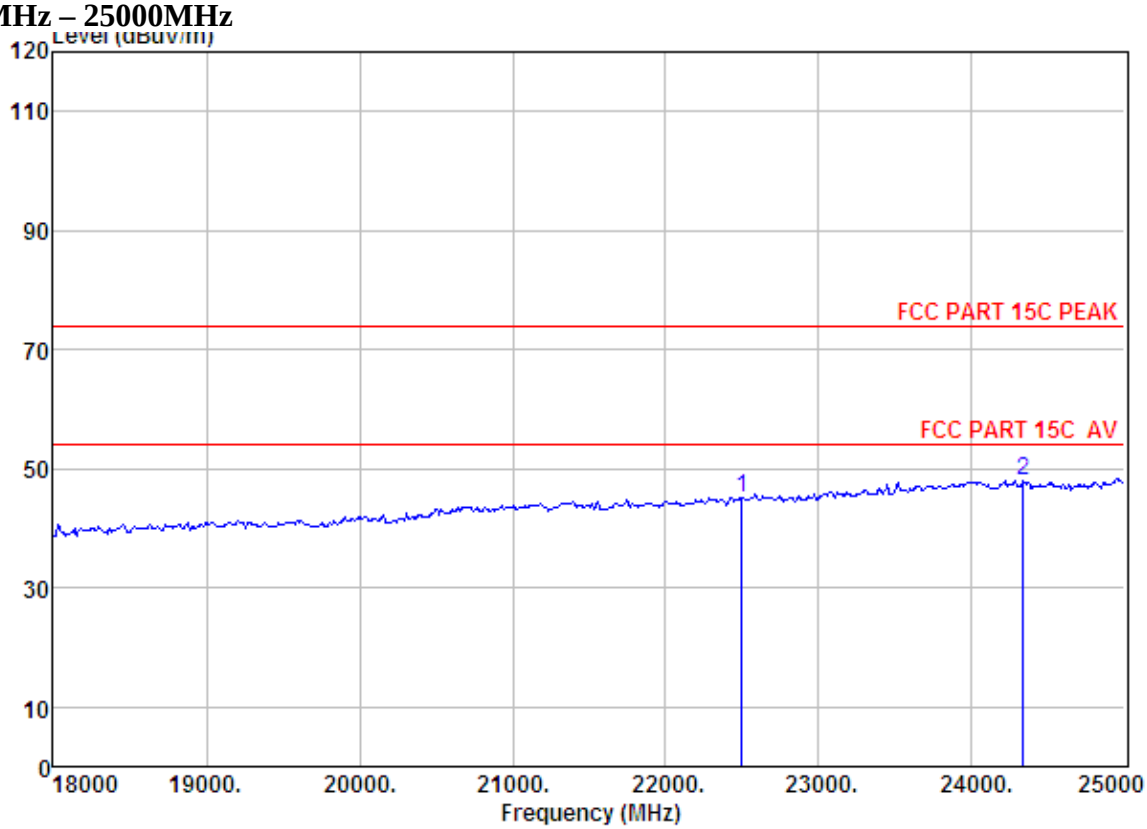


```
Site no.        : 1# 966 chamber              Data no.  : 550
Dis. / Ant.     : 3m   ANT ABOVE 18G          Ant. pol. : VERTICAL
Limit           : FCC PART 15C PEAK
Env. / Ins.     : Temp:23.6';Humi:56%;Press:101.52kPa
Engineer        : Tony
EUT             : Car DVD PLAYER
Power           : DC 12V
M/N             : San Antonio 640
Test Mode       : GFSK TX 2402MHz
```

	Freq. (MHz)	Ant. Factor (dB/m)	Cable Loss (dB)	Amp Factor (dB)	Reading (dBuV)	Emission Level (dBuV/m)	Limits (dBuV/m)	Margin (dB)	Remark
1	22494.00	45.80	20.85	34.38	12.89	45.16	74.00	28.84	Peak
2	24335.00	45.67	22.23	33.30	13.43	48.03	74.00	25.97	Peak

Remarks: 1. Emission Level= Antenna Factor + Cable Loss - Amp Factor + Reading.
2. The emission levels that are 20dB below the official limit are not reported.

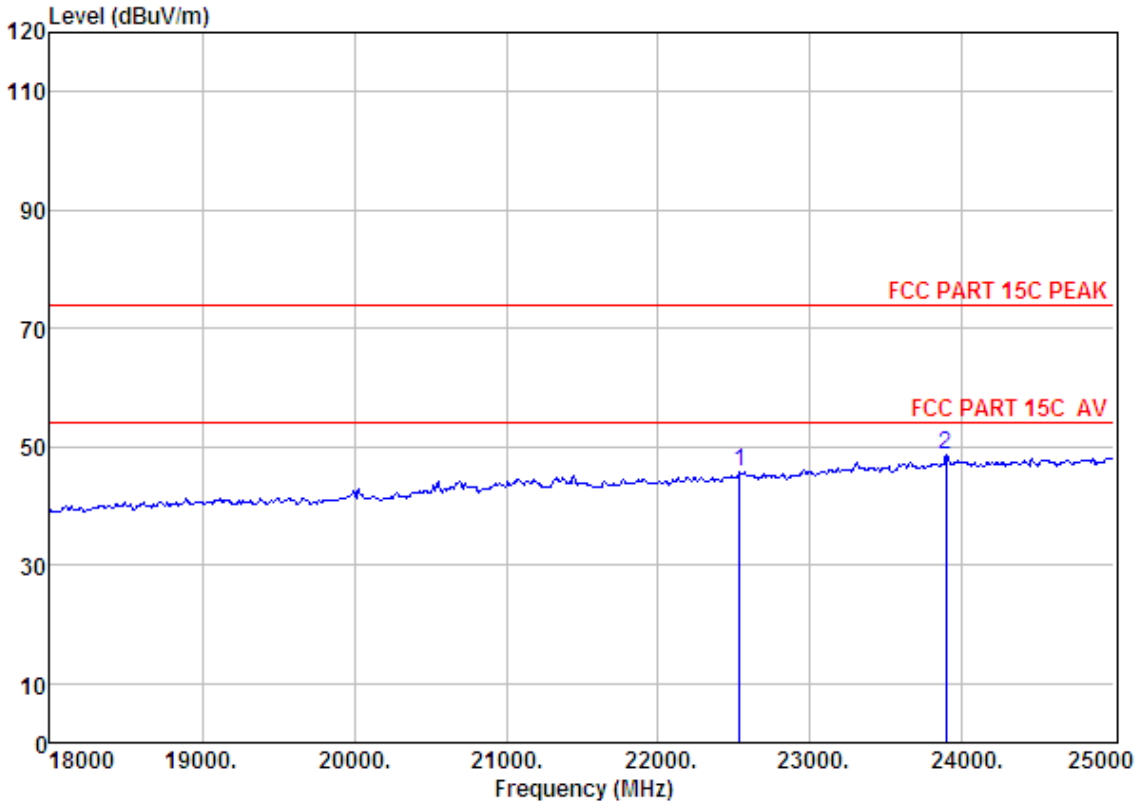


```
Site no.        : 1# 966 chamber              Data no.   : 551
Dis. / Ant.     : 3m   ANT ABVOE 18G          Ant. pol.  : HORIZONTAL
Limit           : FCC PART 15C PEAK
Env. / Ins.     : Temp:23.6';Humi:56%;Press:101.52kPa
Engineer        : Tony
EUT             : Car DVD PLAYER
Power           : DC 12V
M/N             : San Antonio 640
Test Mode       : GFSK TX 2402MHz
```

	Freq. (MHz)	Ant. Factor (dB/m)	Cable Loss (dB)	Amp Factor (dB)	Reading (dBuV)	Emission Level (dBuV/m)	Limits (dBuV/m)	Margin (dB)	Remark
1	22536.00	45.79	20.88	34.35	13.28	45.60	74.00	28.40	Peak
2	23894.00	45.62	21.95	32.90	14.04	48.71	74.00	25.29	Peak

Remarks: 1. Emission Level= Antenna Factor + Cable Loss - Amp Factor + Reading.
2. The emission levels that are 20dB below the official limit are not reported.

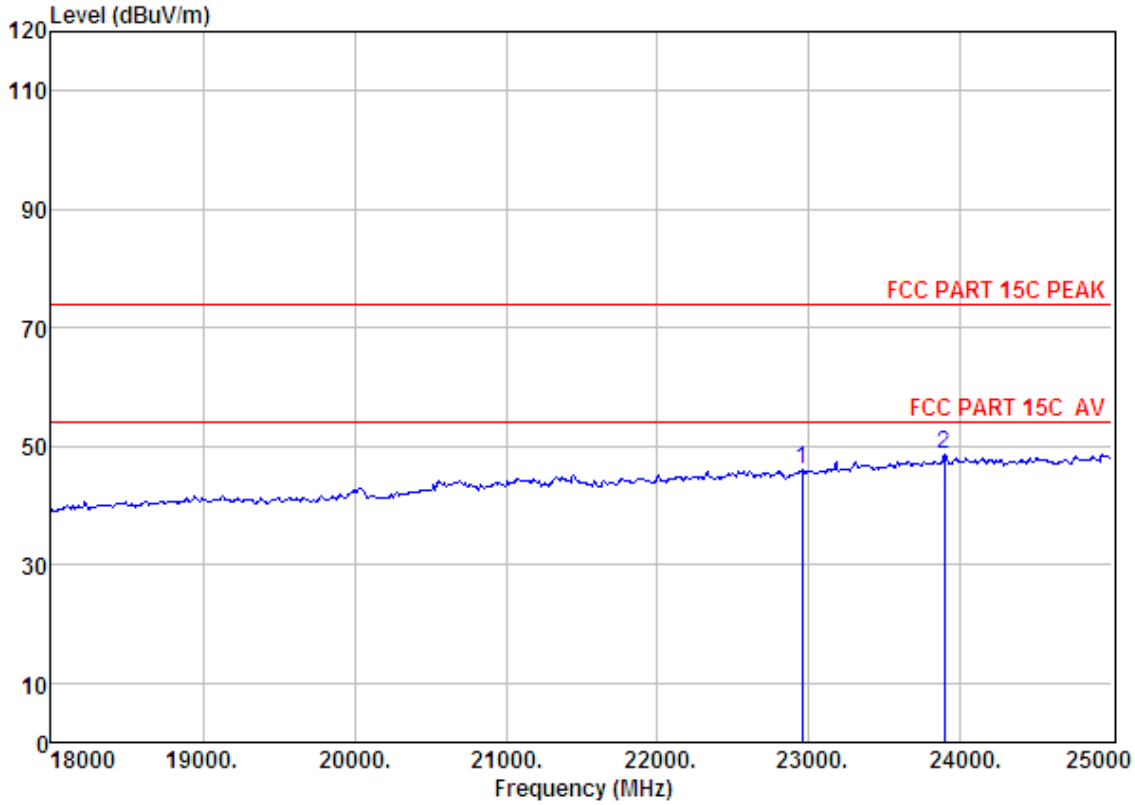

Site no. : 1# 966 chamber Data no. : 552
Dis. / Ant. : 3m ANT ABVOE 18G Ant. pol. : HORIZONTAL
Limit : FCC PART 15C PEAK
Env. / Ins. : Temp:23.6';Humi:56%;Press:101.52kPa
Engineer : Tony
EUT : Car DVD PLAYER
Power : DC 12V
M/N : San Antonio 640
Test Mode : GFSK TX 2441MHz

	Freq. (MHz)	Ant. Factor (dB/m)	Cable Loss (dB)	Amp Factor (dB)	Reading (dBuV)	Emission Level (dBuV/m)	Limits (dBuV/m)	Margin (dB)	Remark
1	22956.00	45.62	21.12	33.90	13.17	46.01	74.00	27.99	Peak
2	23894.00	45.62	21.95	32.90	14.04	48.71	74.00	25.29	Peak

Remarks: 1. Emission Level= Antenna Factor + Cable Loss - Amp Factor + Reading.
2. The emission levels that are 20dB below the official limit are not reported.

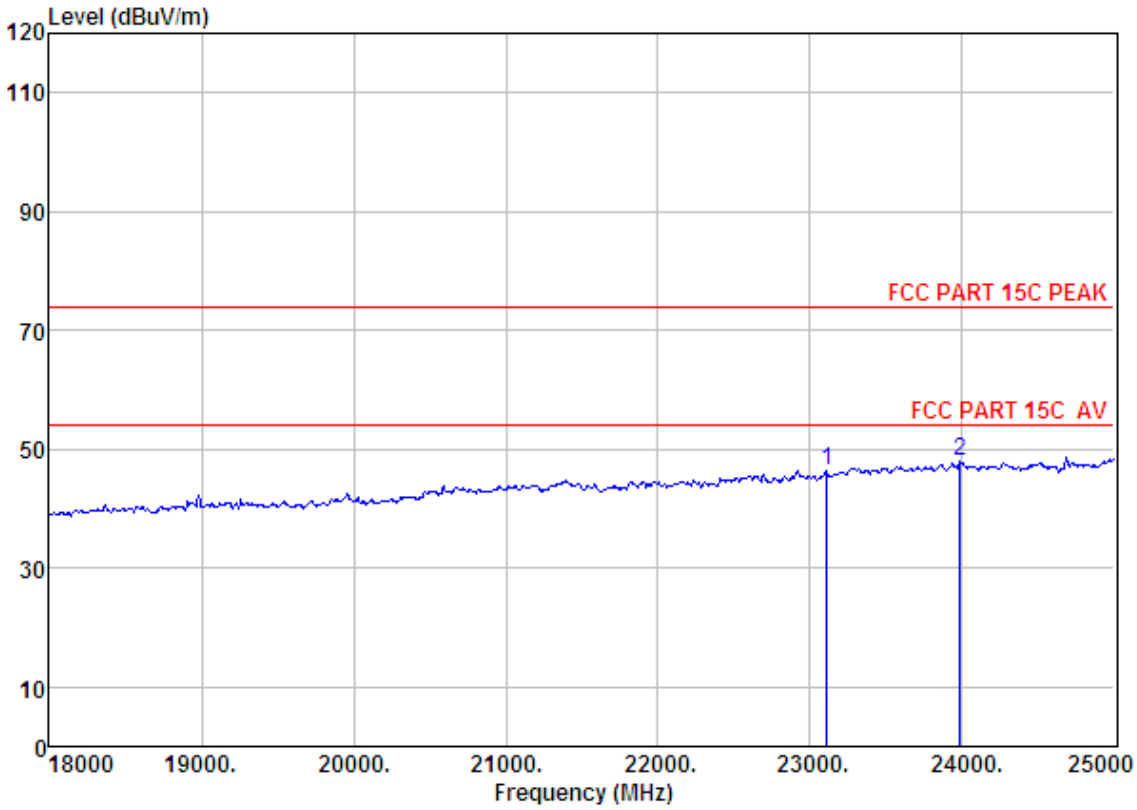

Site no. : 1# 966 chamber Data no. : 553
Dis. / Ant. : 3m ANT ABOVE 18G Ant. pol. : VERTICAL
Limit : FCC PART 15C PEAK
Env. / Ins. : Temp:23.6';Humi:56%;Press:101.52kPa
Engineer : Tony
EUT : Car DVD PLAYER
Power : DC 12V
M/N : San Antonio 640
Test Mode : GFSK TX 2441MHz

	Freq. (MHz)	Ant. Factor (dB/m)	Cable Loss (dB)	Amp Factor (dB)	Reading (dBuV)	Emission Level (dBuV/m)	Limits (dBuV/m)	Margin (dB)	Remark
1	23110.00	45.62	21.25	33.74	13.30	46.43	74.00	27.57	Peak
2	23985.00	45.60	22.03	32.83	13.17	47.97	74.00	26.03	Peak

Remarks: 1. Emission Level= Antenna Factor + Cable Loss - Amp Factor + Reading.
2. The emission levels that are 20dB below the official limit are not reported.

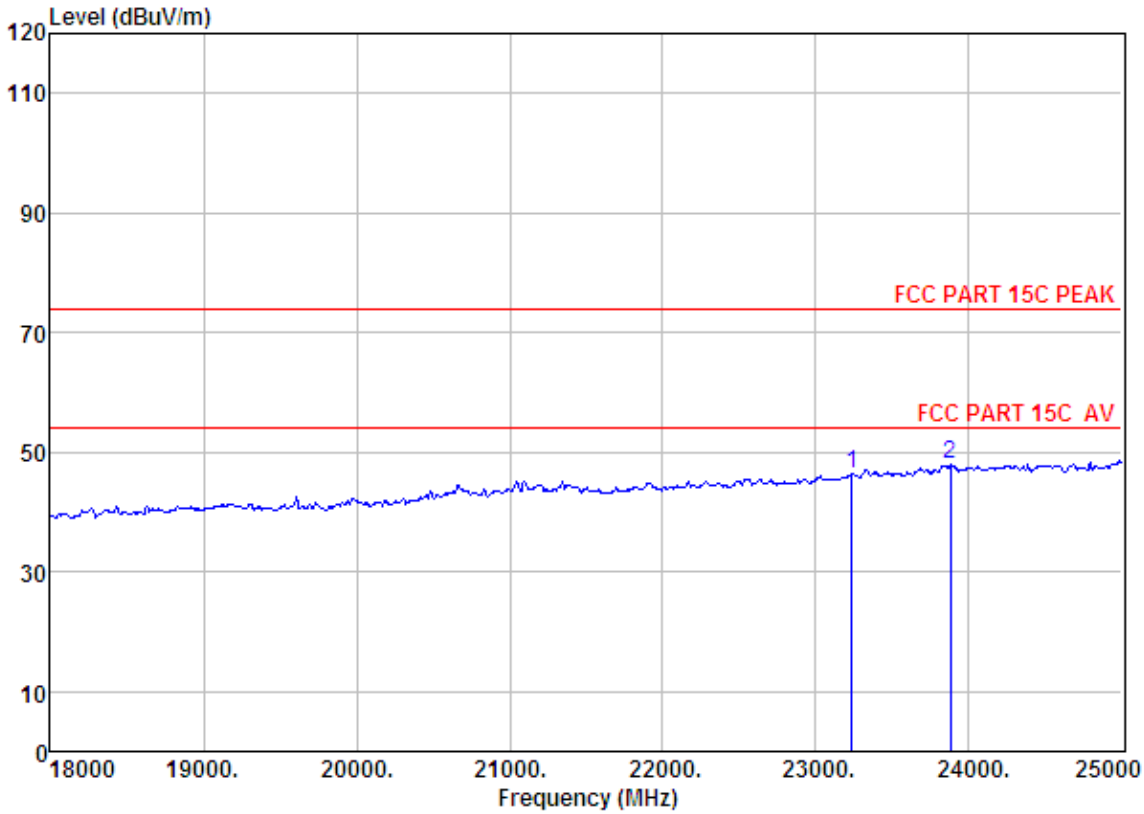

Site no. : 1# 966 chamber Data no. : 554
Dis. / Ant. : 3m ANT ABOVE 18G Ant. pol. : VERTICAL
Limit : FCC PART 15C PEAK
Env. / Ins. : Temp:23.6';Humi:56%;Press:101.52kPa
Engineer : Tony
EUT : Car DVD PLAYER
Power : DC 12V
M/N : San Antonio 640
Test Mode : GFSK TX 2480MHz

	Freq. (MHz)	Ant. Factor (dB/m)	Cable Loss (dB)	Amp Factor (dB)	Reading (dBuV)	Emission Level (dBuV/m)	Limits (dBuV/m)	Margin (dB)	Remark
1	23236.00	45.65	21.36	33.61	13.00	46.40	74.00	27.60	Peak
2	23880.00	45.63	21.94	32.93	13.23	47.87	74.00	26.13	Peak

Remarks: 1. Emission Level= Antenna Factor + Cable Loss - Amp Factor + Reading.
2. The emission levels that are 20dB below the official limit are not reported.

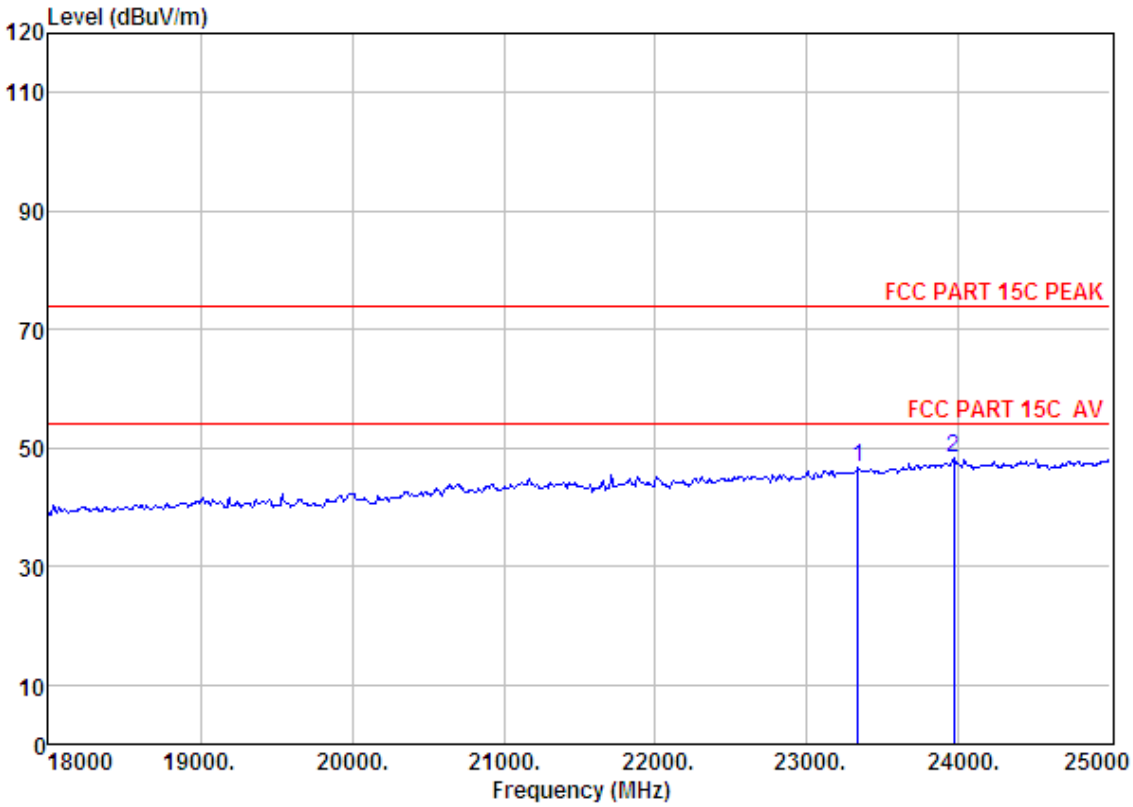


```
Site no.        : 1# 966 chamber              Data no.  : 555
Dis. / Ant.     : 3m   ANT ABVOE 18G          Ant. pol. : HORIZONTAL
Limit           : FCC PART 15C PEAK
Env. / Ins.     : Temp:23.6';Humi:56%;Press:101.52kPa
Engineer        : Tony
EUT             : Car DVD PLAYER
Power           : DC 12V
M/N             : San Antonio 640
Test Mode       : GFSK TX 2480MHz
```

	Freq. (MHz)	Ant. Factor (dB/m)	Cable Loss (dB)	Amp Factor (dB)	Reading (dBuV)	Emission Level (dBuV/m)	Limits (dBuV/m)	Margin (dB)	Remark
1	23334.00	45.67	21.45	33.51	13.10	46.71	74.00	27.29	Peak
2	23964.00	45.61	22.02	32.83	13.39	48.19	74.00	25.81	Peak

Remarks: 1. Emission Level= Antenna Factor + Cable Loss - Amp Factor + Reading.
2. The emission levels that are 20dB below the official limit are not reported.

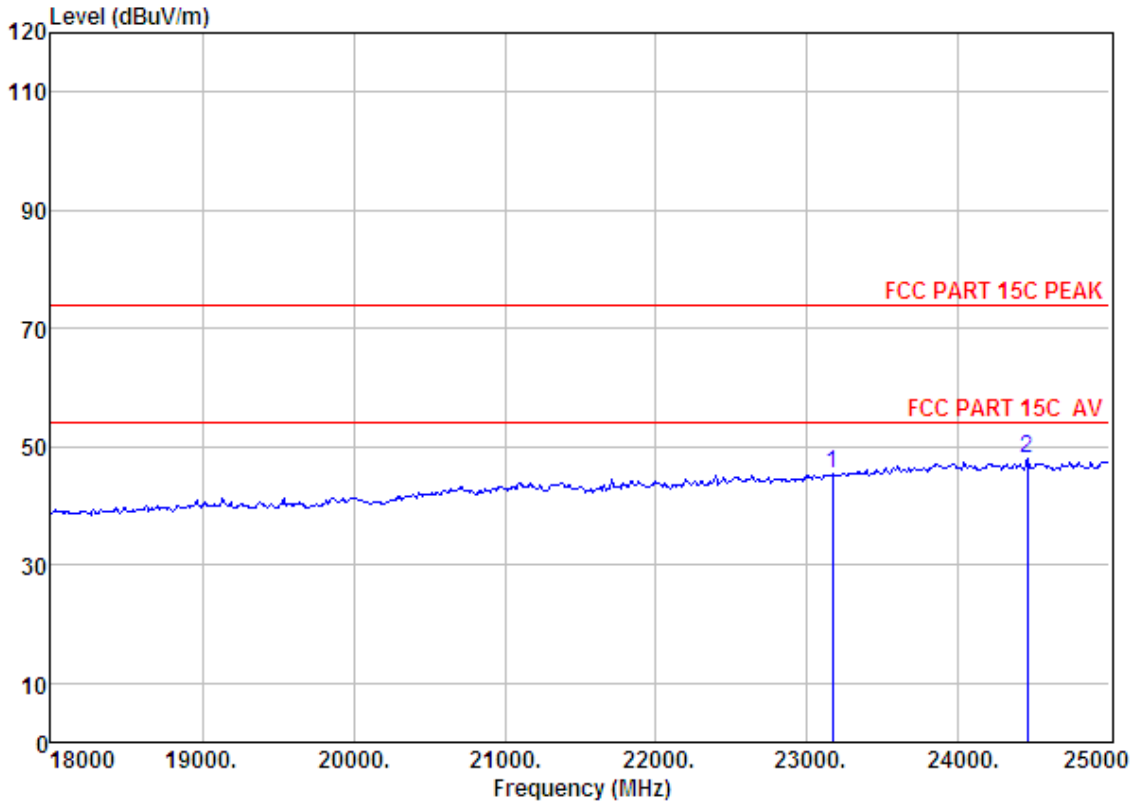

Site no. : 1# 966 chamber Data no. : 556
Dis. / Ant. : 3m ANT ABVOE 18G Ant. pol. : HORIZONTAL
Limit : FCC PART 15C PEAK
Env. / Ins. : Temp:23.6';Humi:56%;Press:101.52kPa
Engineer : Tony
EUT : Car DVD PLAYER
Power : DC 12V
M/N : San Antonio 640
Test Mode : 8-DPSK TX 2402MHz

	Freq. (MHz)	Ant. Factor (dB/m)	Cable Loss (dB)	Amp Factor (dB)	Reading (dBuV)	Emission Level (dBuV/m)	Limits (dBuV/m)	Margin (dB)	Remark
1	23166.00	45.63	21.30	33.67	12.09	45.35	74.00	28.65	Peak
2	24454.00	45.69	22.29	33.50	13.45	47.93	74.00	26.07	Peak

Remarks: 1. Emission Level= Antenna Factor + Cable Loss - Amp Factor + Reading.
2. The emission levels that are 20dB below the official limit are not reported.

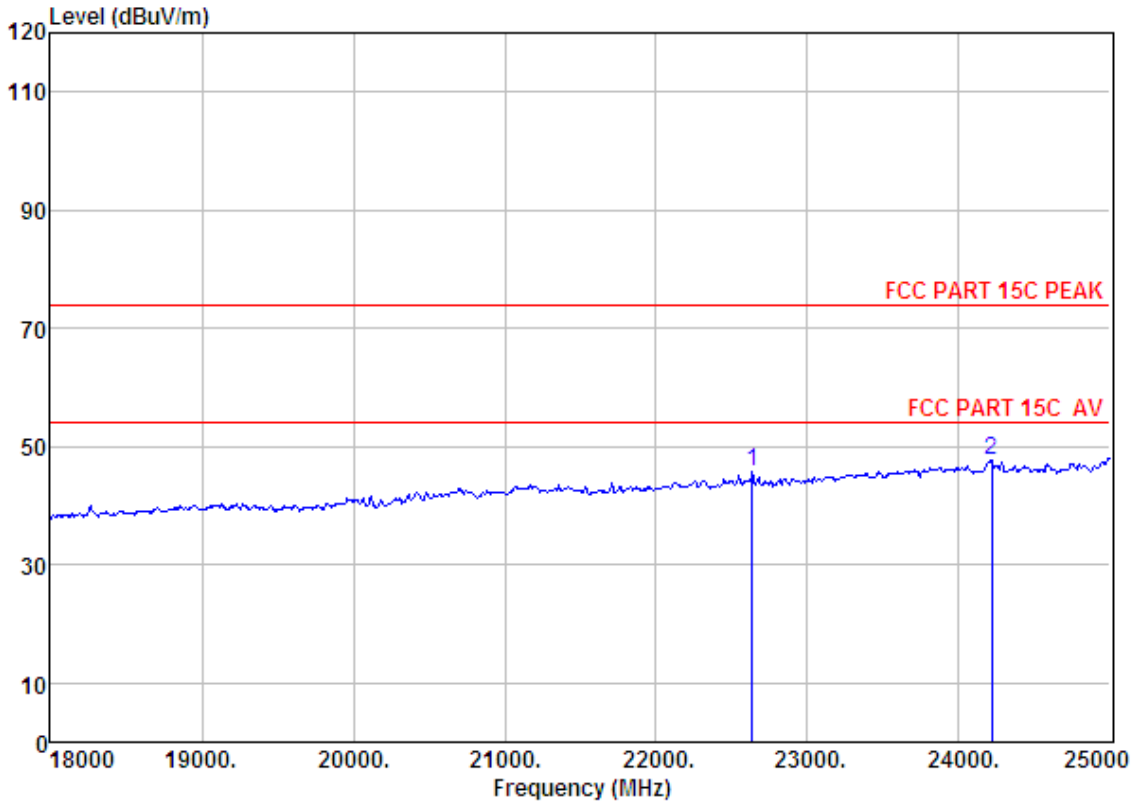

Site no. : 1# 966 chamber Data no. : 557
Dis. / Ant. : 3m ANT ABOVE 18G Ant. pol. : VERTICAL
Limit : FCC PART 15C PEAK
Env. / Ins. : Temp:23.6';Humi:56%;Press:101.52kPa
Engineer : Tony
EUT : Car DVD PLAYER
Power : DC 12V
M/N : San Antonio 640
Test Mode : 8-DPSK TX 2402MHz

	Freq. (MHz)	Ant. Factor (dB/m)	Cable Loss (dB)	Amp Factor (dB)	Reading (dBuV)	Emission Level (dBuV/m)	Limits (dBuV/m)	Margin (dB)	Remark
1	22634.00	45.75	20.93	34.24	13.21	45.65	74.00	28.35	Peak
2	24216.00	45.65	22.17	33.15	13.10	47.77	74.00	26.23	Peak

Remarks: 1. Emission Level= Antenna Factor + Cable Loss - Amp Factor + Reading.
2. The emission levels that are 20dB below the official limit are not reported.

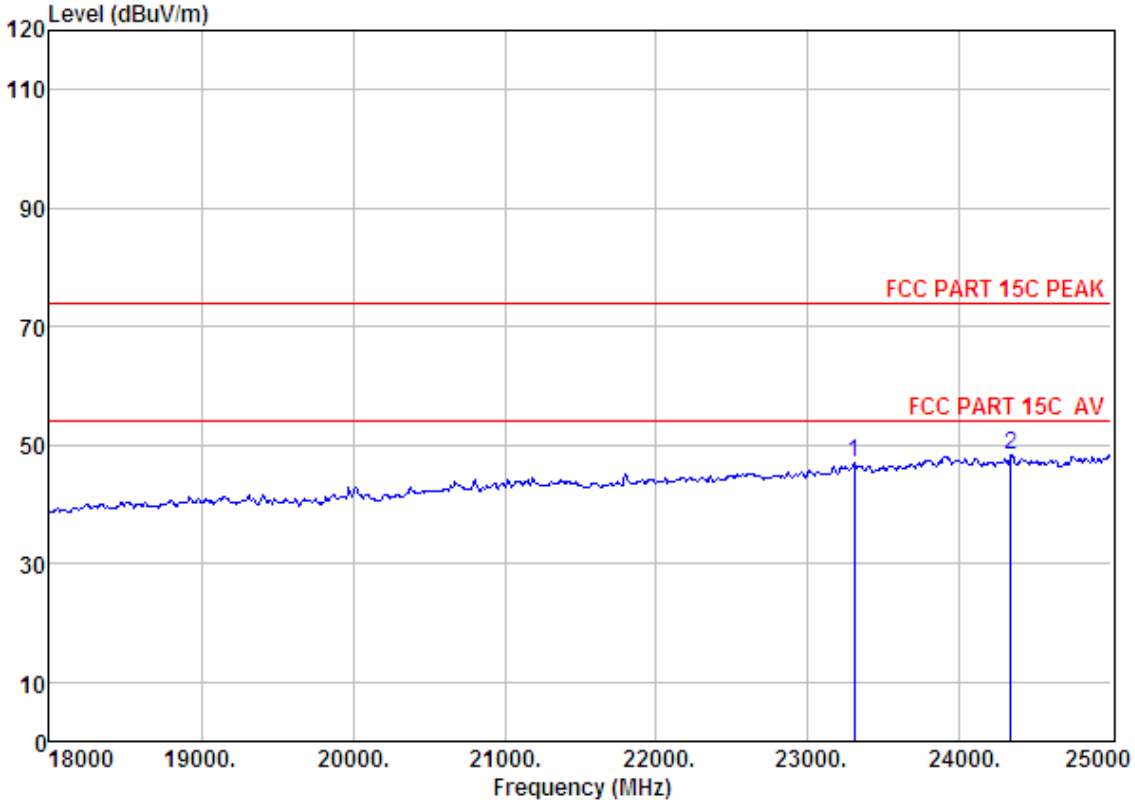


```
Site no.        : 1# 966 chamber              Data no.  : 558
Dis. / Ant.     : 3m   ANT ABOVE 18G          Ant. pol. : VERTICAL
Limit           : FCC PART 15C PEAK
Env. / Ins.     : Temp:23.6';Humi:56%;Press:101.52kPa
Engineer        : Tony
EUT             : Car DVD PLAYER
Power           : DC 12V
M/N             : San Antonio 640
Test Mode       : 8-DPSK TX 2441MHz
```

	Freq. (MHz)	Ant. Factor (dB/m)	Cable Loss (dB)	Amp Factor (dB)	Reading (dBuV)	Emission Level (dBuV/m)	Limits (dBuV/m)	Margin (dB)	Remark
1	23306.00	45.66	21.43	33.53	13.42	46.98	74.00	27.02	Peak
2	24335.00	45.67	22.23	33.30	13.72	48.32	74.00	25.68	Peak

Remarks: 1. Emission Level= Antenna Factor + Cable Loss - Amp Factor + Reading.
2. The emission levels that are 20dB below the official limit are not reported.

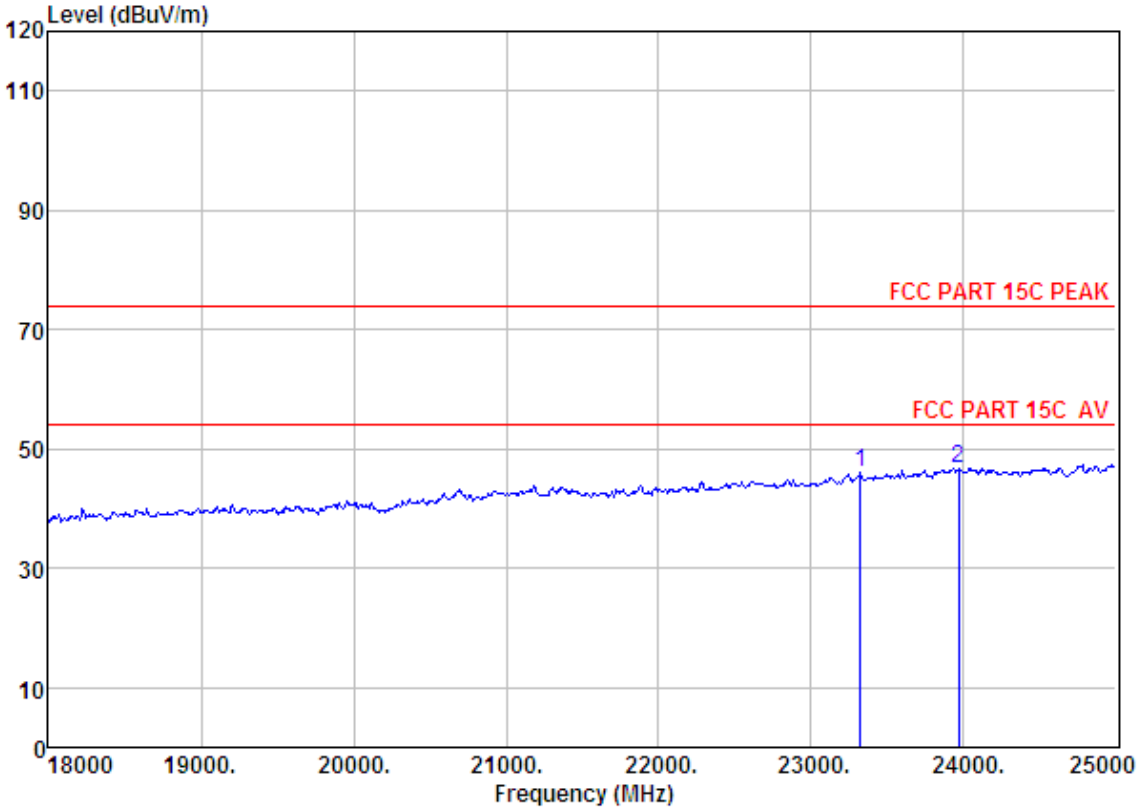

Site no. : 1# 966 chamber Data no. : 559
Dis. / Ant. : 3m ANT ABVOE 18G Ant. pol. : HORIZONTAL
Limit : FCC PART 15C PEAK
Env. / Ins. : Temp:23.6';Humi:56%;Press:101.52kPa
Engineer : Tony
EUT : Car DVD PLAYER
Power : DC 12V
M/N : San Antonio 640
Test Mode : 8-DPSK TX 2441MHz

	Freq. (MHz)	Ant. Factor (dB/m)	Cable Loss (dB)	Amp Factor (dB)	Reading (dBuV)	Emission Level (dBuV/m)	Limits (dBuV/m)	Margin (dB)	Remark
1	23320.00	45.67	21.43	33.51	12.48	46.07	74.00	27.93	Peak
2	23964.00	45.61	22.02	32.83	12.00	46.80	74.00	27.20	Peak

Remarks: 1. Emission Level= Antenna Factor + Cable Loss - Amp Factor + Reading.
2. The emission levels that are 20dB below the official limit are not reported.

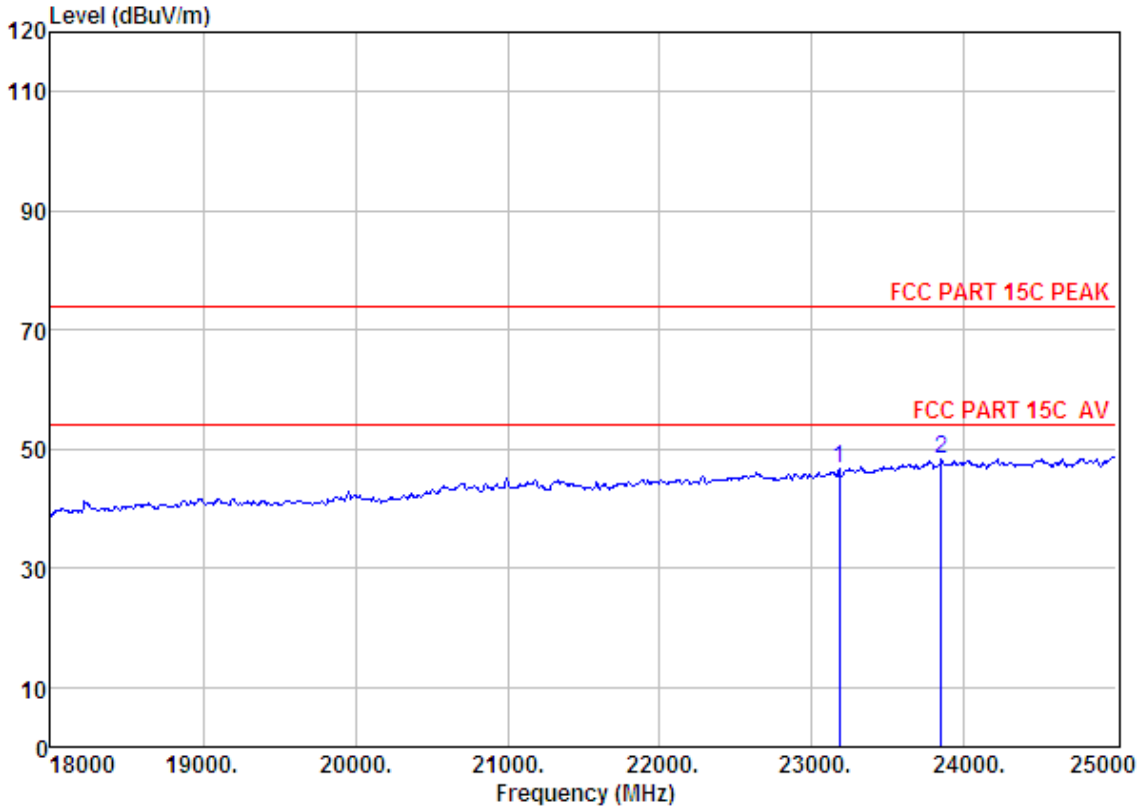

Site no. : 1# 966 chamber Data no. : 560
Dis. / Ant. : 3m ANT ABVOE 18G Ant. pol. : HORIZONTAL
Limit : FCC PART 15C PEAK
Env. / Ins. : Temp:23.6';Humi:56%;Press:101.52kPa
Engineer : Tony
EUT : Car DVD PLAYER
Power : DC 12V
M/N : San Antonio 640
Test Mode : 8-DPSK TX 2480MHz

	Freq. (MHz)	Ant. Factor (dB/m)	Cable Loss (dB)	Amp Factor (dB)	Reading (dBuV)	Emission Level (dBuV/m)	Limits (dBuV/m)	Margin (dB)	Remark
1	23180.00	45.63	21.31	33.67	13.56	46.83	74.00	27.17	Peak
2	23845.00	45.63	21.90	32.96	13.62	48.19	74.00	25.81	Peak

Remarks: 1. Emission Level= Antenna Factor + Cable Loss - Amp Factor + Reading.
2. The emission levels that are 20dB below the official limit are not reported.

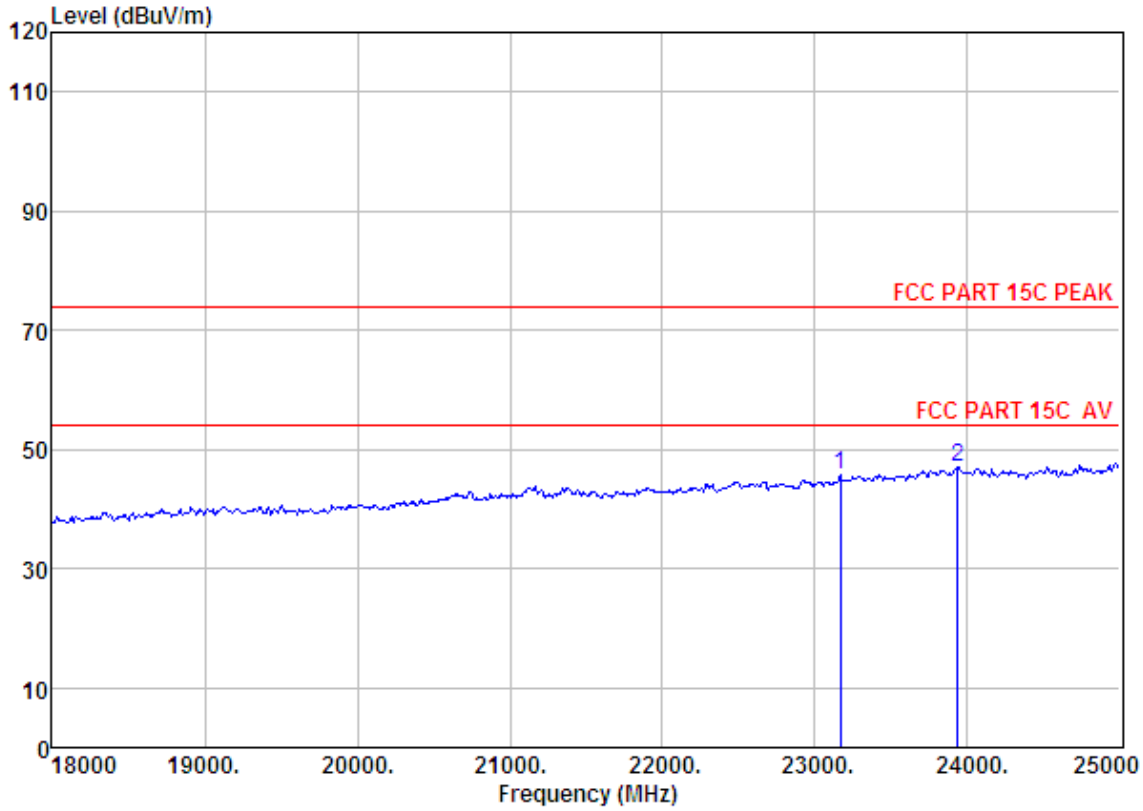

Site no. : 1# 966 chamber Data no. : 561
Dis. / Ant. : 3m ANT ABOVE 18G Ant. pol. : VERTICAL
Limit : FCC PART 15C PEAK
Env. / Ins. : Temp:23.6';Humi:56%;Press:101.52kPa
Engineer : Tony
EUT : Car DVD PLAYER
Power : DC 12V
M/N : San Antonio 640
Test Mode : 8-DPSK TX 2480MHz

	Freq. (MHz)	Ant. Factor (dB/m)	Cable Loss (dB)	Amp Factor (dB)	Reading (dBuV)	Emission Level (dBuV/m)	Limits (dBuV/m)	Margin (dB)	Remark
1	23166.00	45.63	21.30	33.67	12.53	45.79	74.00	28.21	Peak
2	23936.00	45.61	21.99	32.88	12.41	47.13	74.00	26.87	Peak

Remarks: 1. Emission Level= Antenna Factor + Cable Loss - Amp Factor + Reading.
2. The emission levels that are 20dB below the official limit are not reported.

9. BAND EDGE COMPLIANCE

9.1. Limit

All the lower and upper band-edges emissions appearing within 2310MHz to 2390MHz and 2483.5MHz to 2500MHz restricted frequency bands shall not exceed the limits shown in 15.209, all the other emissions outside operation frequency band 2400MHz to 2483.5MHz shall be at least 20dB below the fundamental emissions, or comply with 15.209 limits.

9.2. Block Diagram of Test setup

Above 1GHz

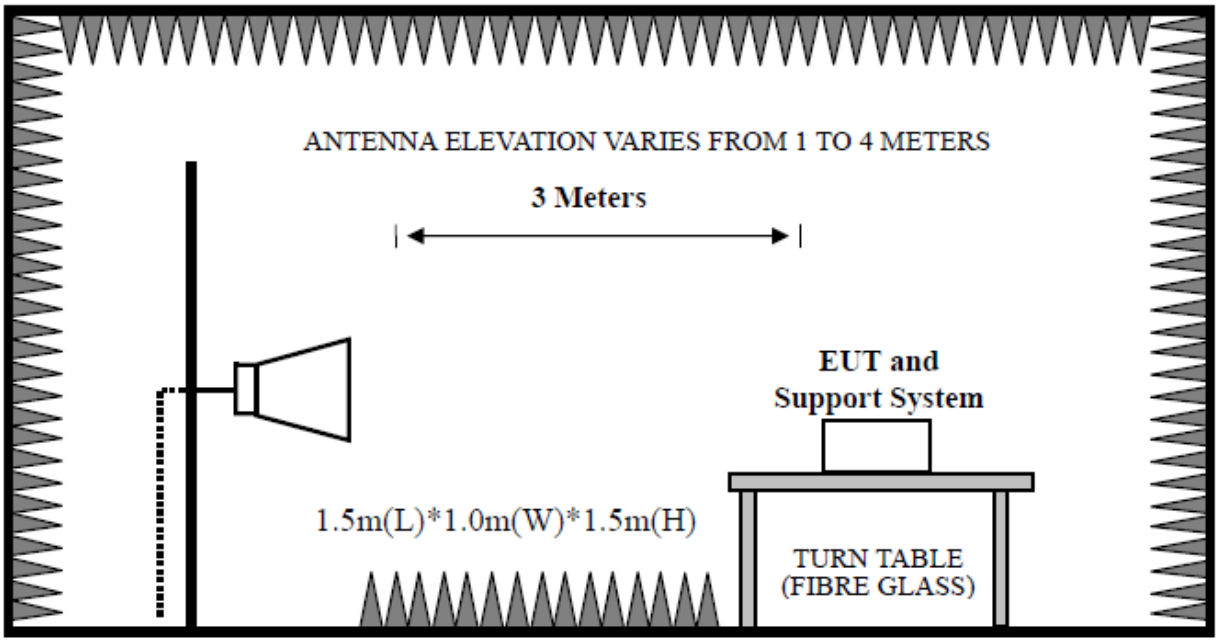

9.3. Test Procedure

EUT was placed on a turn table, which is 1.5 meter high above ground. The turn table can rotate 360 degrees to determine the position of the maximum emission level. Power on the EUT and let it working in test mode, then test it. EUT is set 3 meters away from the receiving antenna, which is mounted on a antenna tower. The antenna can be moved up and down between 1 meter and 4 meters to find out the maximum emission level. Both horizontal and vertical polarization of the antenna are set on test.

Set the spectrum analyzer in the following setting in order to capture the lower and upper band-edges of emissions

(a) Peak : RBW = 1MHz, VBW = 1MHz, Detector=PEAK detector, Sweep time = auto

(b) AV : RBW = 1MHz, VBW = 10Hz, Detector=PEAK detector, Sweep time = auto .

9.4. Test Result

EUT: Car DVD PLAYER M/N: San Antonio 640
Power: DC 12V
Test date: 2015-06-29 Test site: 3m Chamber Tested by: Tony Tang
Test mode: Tx Mode (Hopping On & No Hopping)
Pass

Note: 1、For emissions above 1GHz, if peak level comply with average limit, then the average level is deemed to comply with average limit.

2、 The frequency 2402MHz 、2441MHz and 2480MHz is fundamental frequency which no limit, the limit on plots is automatically generated by the software, it's not fundamental limit, we can't remove it.

9.5. Test Data

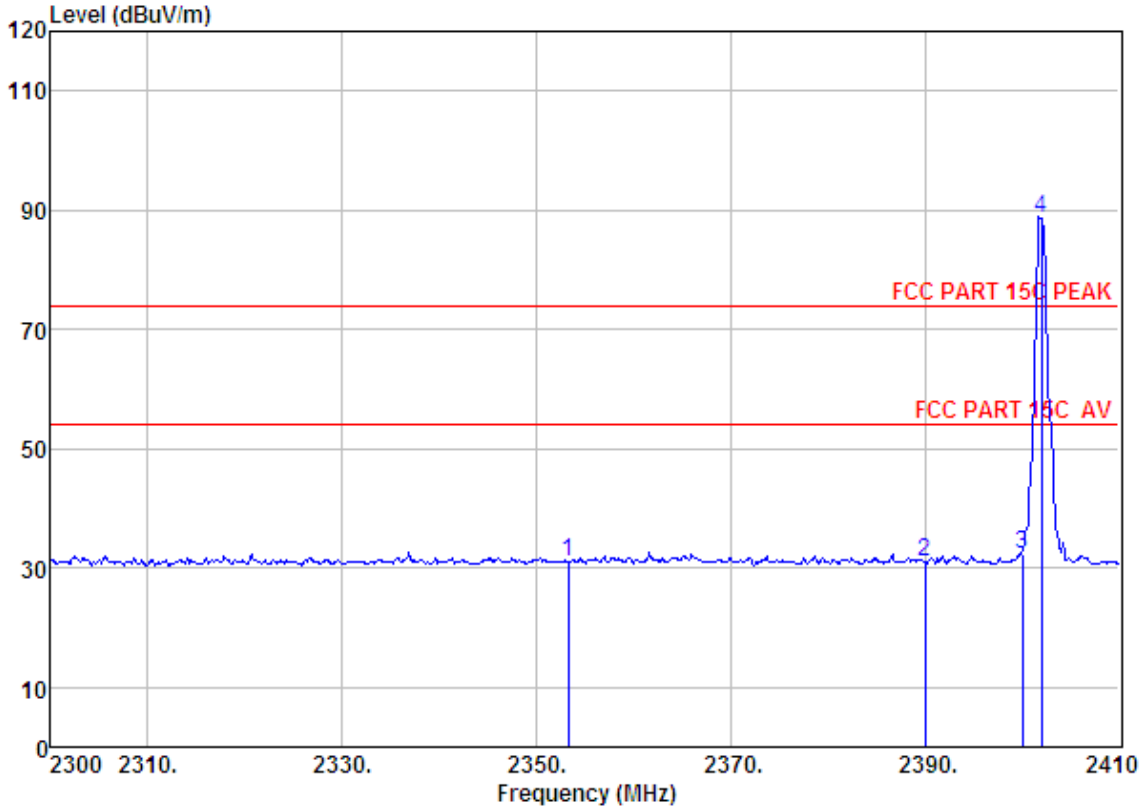

Site no. : 1# 966 chamber Data no. : 524
Dis. / Ant. : 3m ANT 1-18G Ant. pol. : HORIZONTAL
Limit : FCC PART 15C PEAK
Env. / Ins. : Temp:23.6';Humi:56%;Press:101.52kPa
Engineer : Tony
EUT : Car DVD PLAYER
Power : DC 12V
M/N : San Antonio 640
Test Mode : GFSK TX 2402MHz(No Hopping)

	Freq. (MHz)	Ant. Factor (dB/m)	Cable Loss (dB)	Amp Factor (dB)	Reading (dBuV)	Emission Level (dBuV/m)	Limits (dBuV/m)	Margin (dB)	Remark
1	2353.24	27.70	6.58	34.22	30.85	30.91	74.00	43.09	Peak
2	2390.00	27.64	6.62	34.19	30.98	31.05	74.00	42.95	Peak
3	2400.00	27.61	6.62	34.18	32.39	32.44	74.00	41.56	Peak
4	2402.00	27.61	6.62	34.18	88.46	88.51	74.00	-14.51	Peak

Remarks: 1. Emission Level= Antenna Factor + Cable Loss - Amp Factor + Reading.
2. The emission levels that are 20dB below the official limit are not reported.

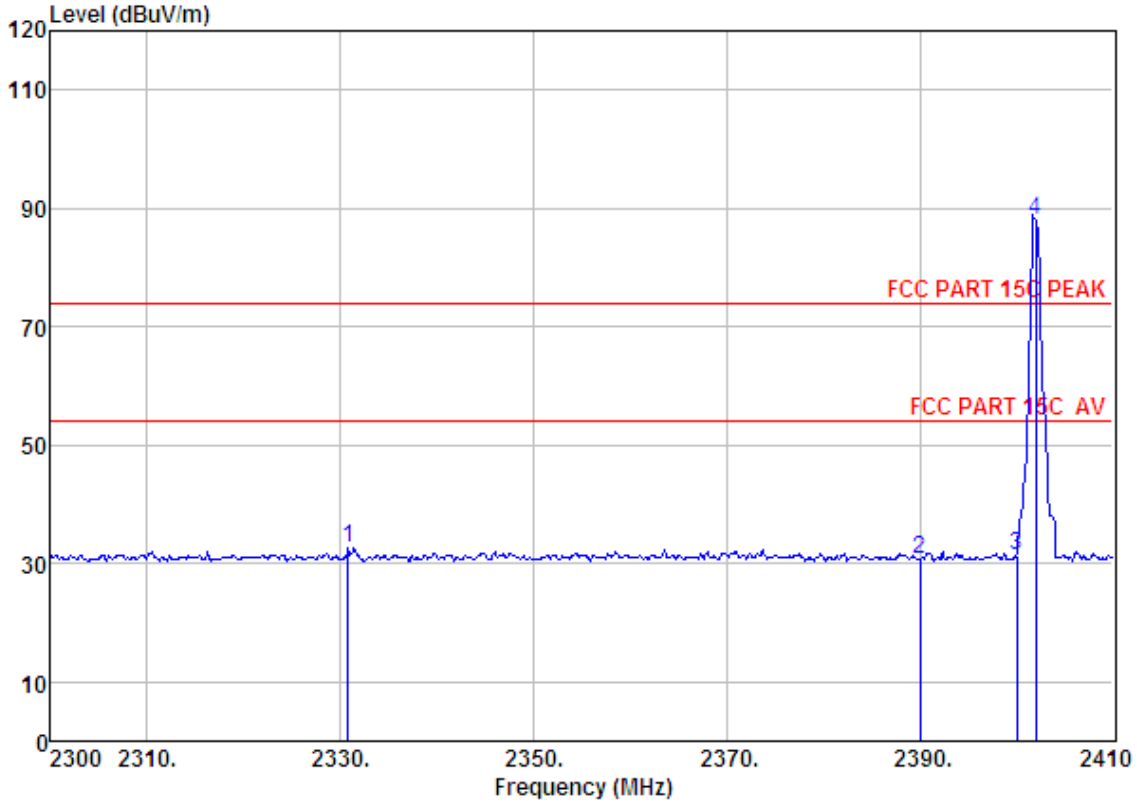

Site no. : 1# 966 chamber Data no. : 525
Dis. / Ant. : 3m ANT 1-18G Ant. pol. : VERTICAL
Limit : FCC PART 15C PEAK
Env. / Ins. : Temp:23.6';Humi:56%;Press:101.52kPa
Engineer : Tony
EUT : Car DVD PLAYER
Power : DC 12V
M/N : San Antonio 640
Test Mode : GFSK TX 2402MHz(No Hopping)

	Freq. (MHz)	Ant. Factor (dB/m)	Cable Loss (dB)	Amp Factor (dB)	Reading (dBuV)	Emission Level (dBuV/m)	Limits (dBuV/m)	Margin (dB)	Remark
1	2330.80	27.73	6.54	34.23	32.72	32.76	74.00	41.24	Peak
2	2390.00	27.64	6.62	34.19	30.53	30.60	74.00	43.40	Peak
3	2400.00	27.61	6.62	34.18	31.20	31.25	74.00	42.75	Peak
4	2402.00	27.61	6.62	34.18	87.79	87.84	74.00	-13.84	Peak

Remarks: 1. Emission Level= Antenna Factor + Cable Loss - Amp Factor + Reading.
2. The emission levels that are 20dB below the official limit are not reported.

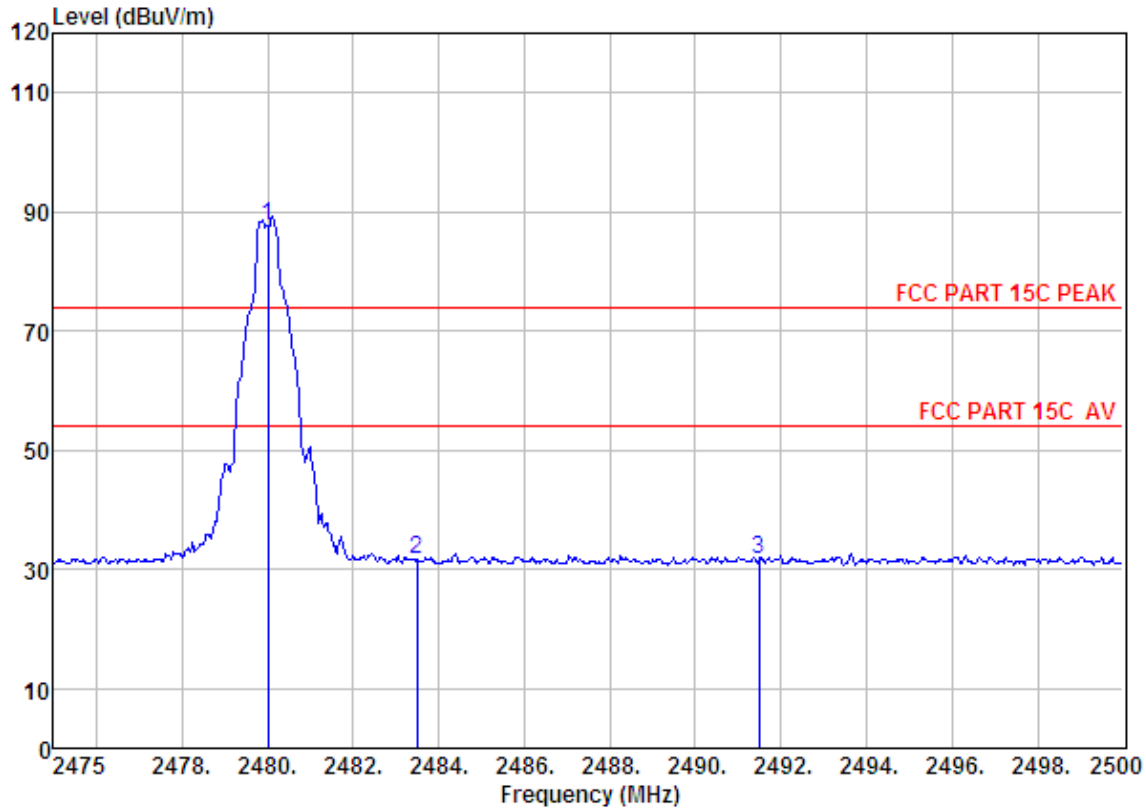

Site no. : 1# 966 chamber Data no. : 530
Dis. / Ant. : 3m ANT 1-18G Ant. pol. : VERTICAL
Limit : FCC PART 15C PEAK
Env. / Ins. : Temp:23.6';Humi:56%;Press:101.52kPa
Engineer : Tony
EUT : Car DVD PLAYER
Power : DC 12V
M/N : San Antonio 640
Test Mode : GFSK TX 2480MHz(No Hopping)

	Freq. (MHz)	Ant. Factor (dB/m)	Cable Loss (dB)	Amp Factor (dB)	Reading (dBuV)	Emission Level (dBuV/m)	Limits (dBuV/m)	Margin (dB)	Remark
1	2480.00	27.58	6.71	34.03	87.57	87.83	74.00	-13.83	Peak
2	2483.50	27.58	6.71	34.03	31.41	31.67	74.00	42.33	Peak
3	2491.48	27.58	6.73	34.03	31.28	31.56	74.00	42.44	Peak

Remarks: 1. Emission Level= Antenna Factor + Cable Loss - Amp Factor + Reading.
2. The emission levels that are 20dB below the official limit are not reported.

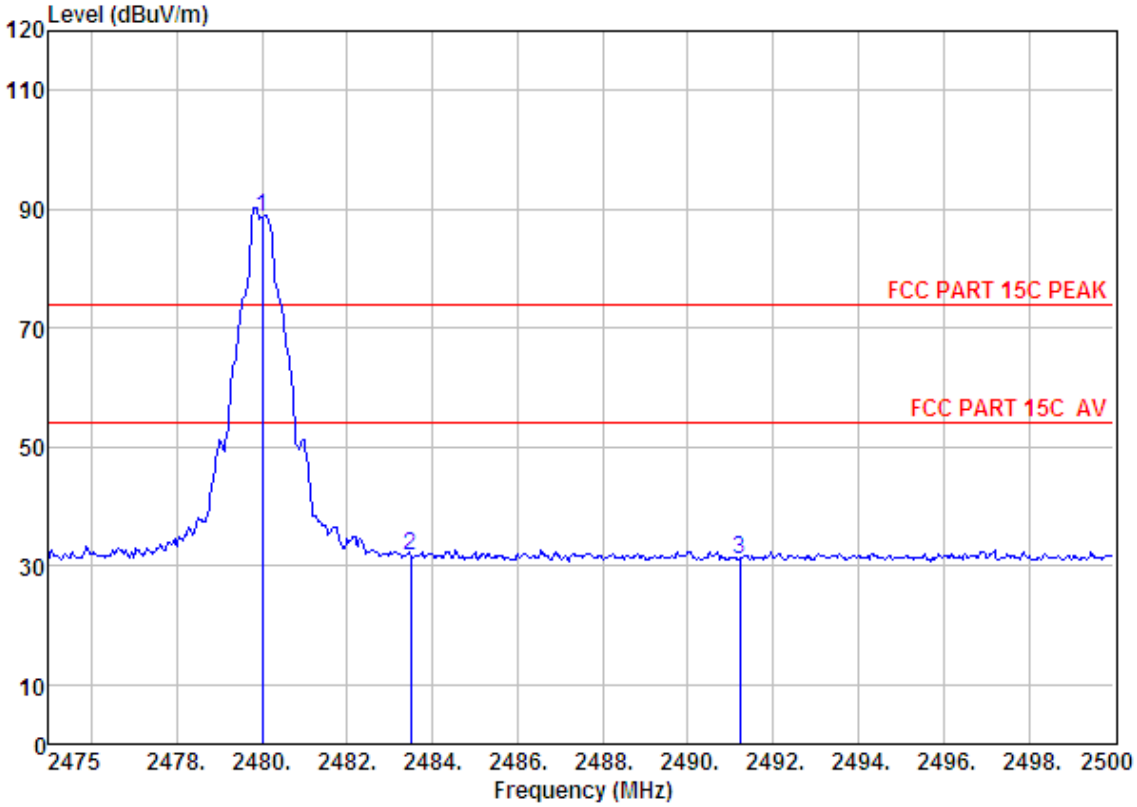


```
Site no.        : 1# 966 chamber              Data no.   : 531
Dis. / Ant.     : 3m   ANT 1-18G              Ant. pol. : HORIZONTAL
Limit           : FCC PART 15C PEAK
Env. / Ins.     : Temp:23.6';Humi:56%;Press:101.52kPa
Engineer        : Tony
EUT             : Car DVD PLAYER
Power           : DC 12V
M/N             : San Antonio 640
Test Mode       : GFSK TX 2480MHz(No Hopping)
```

	Freq. (MHz)	Ant. Factor (dB/m)	Cable Loss (dB)	Amp Factor (dB)	Reading (dBuV)	Emission Level (dBuV/m)	Limits (dBuV/m)	Margin (dB)	Remark
1	2480.00	27.58	6.71	34.03	88.27	88.53	74.00	-14.53	Peak
2	2483.50	27.58	6.71	34.03	31.47	31.73	74.00	42.27	Peak
3	2491.23	27.58	6.73	34.03	30.85	31.13	74.00	42.87	Peak

Remarks: 1. Emission Level= Antenna Factor + Cable Loss - Amp Factor + Reading.
2. The emission levels that are 20dB below the official limit are not reported.

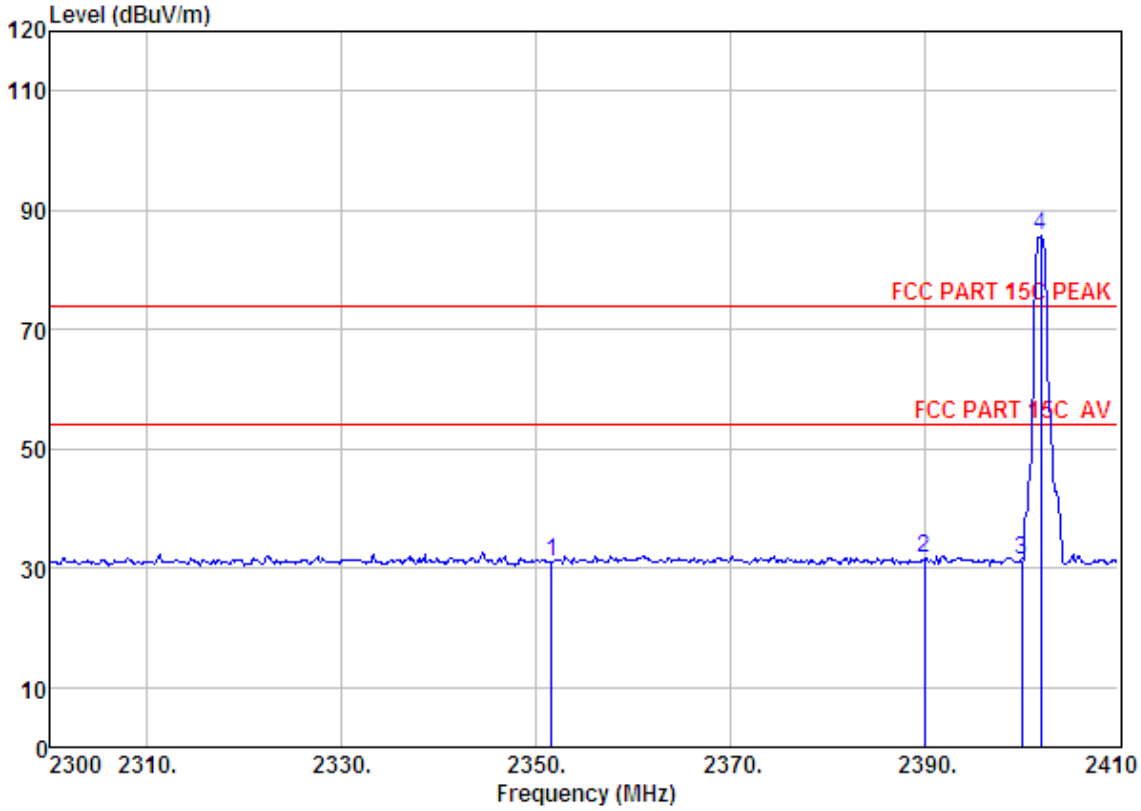

Site no. : 1# 966 chamber Data no. : 534
Dis. / Ant. : 3m ANT 1-18G Ant. pol. : VERTICAL
Limit : FCC PART 15C PEAK
Env. / Ins. : Temp:23.6';Humi:56%;Press:101.52kPa
Engineer : Tony
EUT : Car DVD PLAYER
Power : DC 12V
M/N : San Antonio 640
Test Mode : 8-DPSK TX 2402MHz(No Hopping)

	Freq. (MHz)	Ant. Factor (dB/m)	Cable Loss (dB)	Amp Factor (dB)	Reading (dBuV)	Emission Level (dBuV/m)	Limits (dBuV/m)	Margin (dB)	Remark
1	2351.59	27.70	6.58	34.22	30.94	31.00	74.00	43.00	Peak
2	2390.00	27.64	6.62	34.19	31.60	31.67	74.00	42.33	Peak
3	2400.00	27.61	6.62	34.18	31.32	31.37	74.00	42.63	Peak
4	2402.00	27.61	6.62	34.18	85.65	85.70	74.00	-11.70	Peak

Remarks: 1. Emission Level= Antenna Factor + Cable Loss - Amp Factor + Reading.
2. The emission levels that are 20dB below the official limit are not reported.

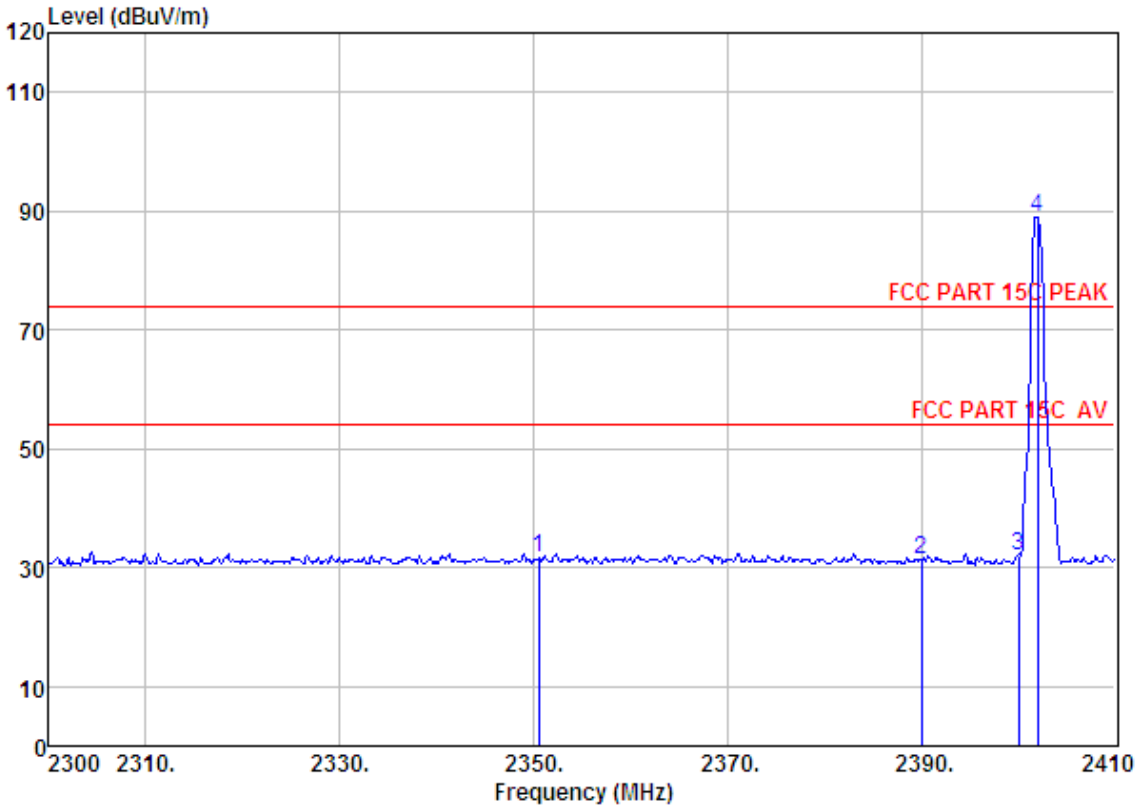

Site no. : 1# 966 chamber Data no. : 535
Dis. / Ant. : 3m ANT 1-18G Ant. pol. : HORIZONTAL
Limit : FCC PART 15C PEAK
Env. / Ins. : Temp:23.6';Humi:56%;Press:101.52kPa
Engineer : Tony
EUT : Car DVD PLAYER
Power : DC 12V
M/N : San Antonio 640
Test Mode : 8-DPSK TX 2402MHz(No Hopping)

	Freq. (MHz)	Ant. Factor (dB/m)	Cable Loss (dB)	Amp Factor (dB)	Reading (dBuV)	Emission Level (dBuV/m)	Limits (dBuV/m)	Margin (dB)	Remark
1	2350.49	27.70	6.56	34.22	31.54	31.58	74.00	42.42	Peak
2	2390.00	27.64	6.62	34.19	31.29	31.36	74.00	42.64	Peak
3	2400.00	27.61	6.62	34.18	32.07	32.12	74.00	41.88	Peak
4	2402.00	27.61	6.62	34.18	88.91	88.96	74.00	-14.96	Peak

Remarks: 1. Emission Level= Antenna Factor + Cable Loss - Amp Factor + Reading.
2. The emission levels that are 20dB below the official limit are not reported.

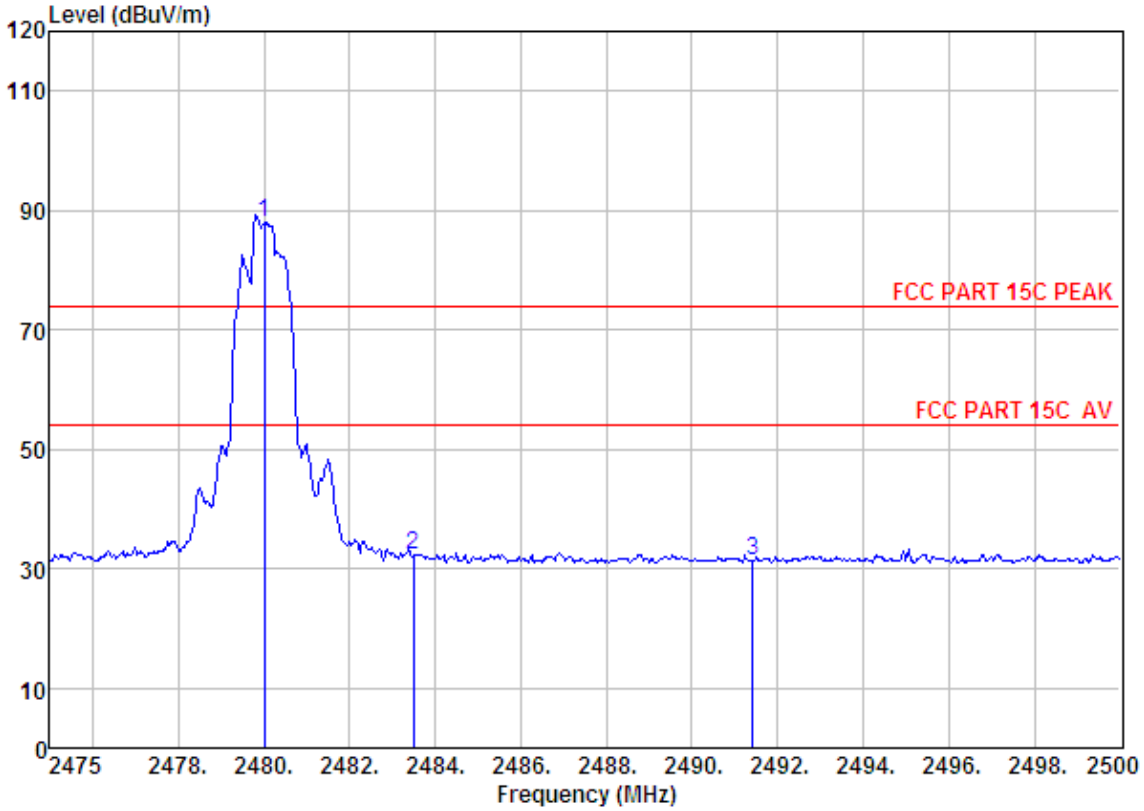

Site no. : 1# 966 chamber Data no. : 540
Dis. / Ant. : 3m ANT 1-18G Ant. pol. : HORIZONTAL
Limit : FCC PART 15C PEAK
Env. / Ins. : Temp:23.6';Humi:56%;Press:101.52kPa
Engineer : Tony
EUT : Car DVD PLAYER
Power : DC 12V
M/N : San Antonio 640
Test Mode : 8-DPSK TX 2480MHz(No Hopping)

	Freq. (MHz)	Ant. Factor (dB/m)	Cable Loss (dB)	Amp Factor (dB)	Reading (dBuV)	Emission Level (dBuV/m)	Limits (dBuV/m)	Margin (dB)	Remark
1	2480.00	27.58	6.71	34.03	87.73	87.99	74.00	-13.99	Peak
2	2483.50	27.58	6.71	34.03	31.93	32.19	74.00	41.81	Peak
3	2491.43	27.58	6.73	34.03	31.19	31.47	74.00	42.53	Peak

Remarks: 1. Emission Level= Antenna Factor + Cable Loss - Amp Factor + Reading.
2. The emission levels that are 20dB below the official limit are not reported.

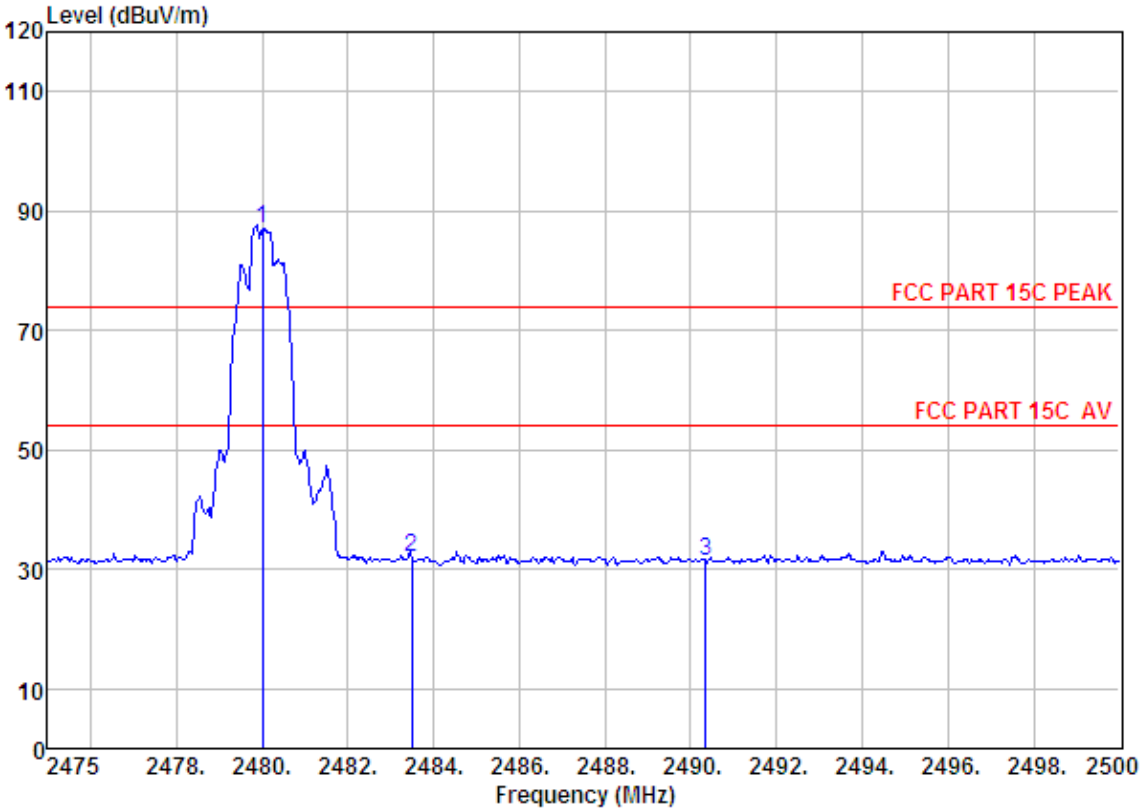

Site no. : 1# 966 chamber Data no. : 541
Dis. / Ant. : 3m ANT 1-18G Ant. pol. : VERTICAL
Limit : FCC PART 15C PEAK
Env. / Ins. : Temp:23.6';Humi:56%;Press:101.52kPa
Engineer : Tony
EUT : Car DVD PLAYER
Power : DC 12V
M/N : San Antonio 640
Test Mode : 8-DPSK TX 2480MHz(No Hopping)

	Freq. (MHz)	Ant. Factor (dB/m)	Cable Loss (dB)	Amp Factor (dB)	Reading (dBuV)	Emission Level (dBuV/m)	Limits (dBuV/m)	Margin (dB)	Remark
1	2480.00	27.58	6.71	34.03	86.88	87.14	74.00	-13.14	Peak
2	2483.50	27.58	6.71	34.03	31.68	31.94	74.00	42.06	Peak
3	2490.35	27.58	6.73	34.03	31.10	31.38	74.00	42.62	Peak

Remarks: 1. Emission Level= Antenna Factor + Cable Loss - Amp Factor + Reading.
2. The emission levels that are 20dB below the official limit are not reported.

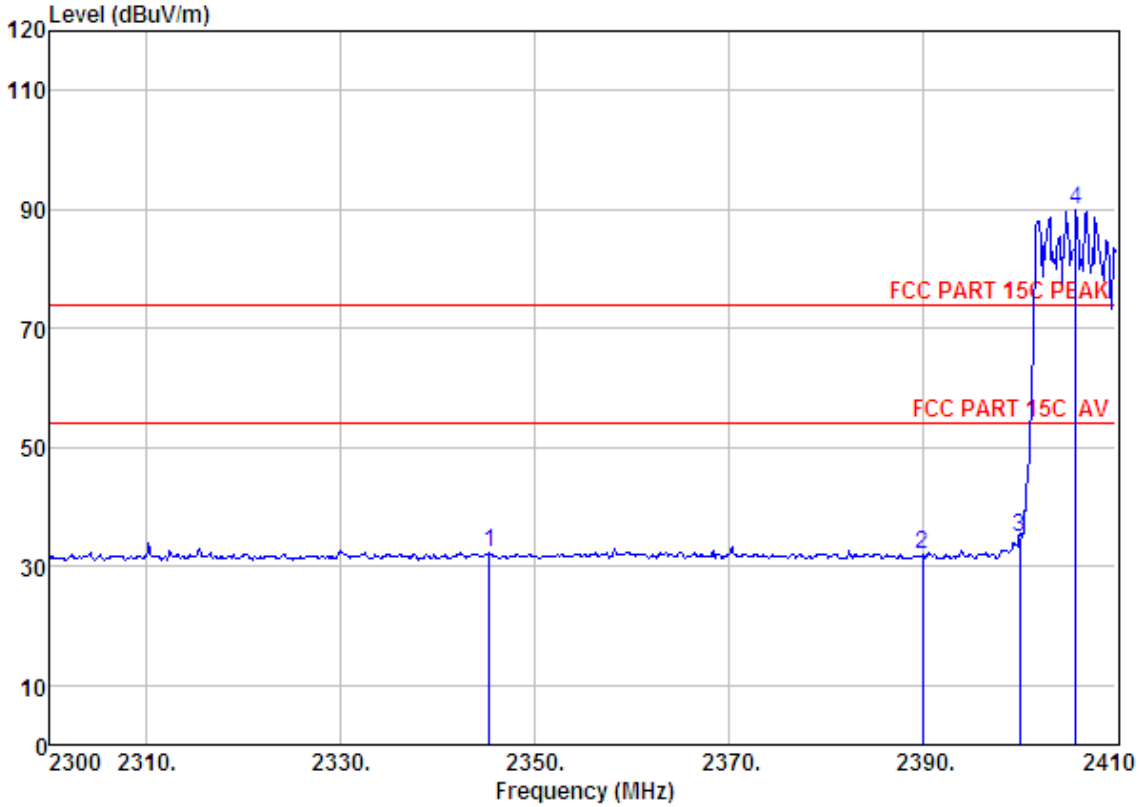

Site no. : 1# 966 chamber Data no. : 542
Dis. / Ant. : 3m ANT 1-18G Ant. pol. : VERTICAL
Limit : FCC PART 15C PEAK
Env. / Ins. : Temp:23.6';Humi:56%;Press:101.52kPa
Engineer : Tony
EUT : Car DVD PLAYER
Power : DC 12V
M/N : San Antonio 640
Test Mode : GFSK TX 2402MHz(Hopping On)

	Freq. (MHz)	Ant. Factor (dB/m)	Cable Loss (dB)	Amp Factor (dB)	Reading (dBuV)	Emission Level (dBuV/m)	Limits (dBuV/m)	Margin (dB)	Remark
1	2345.32	27.70	6.56	34.22	32.16	32.20	74.00	41.80	Peak
2	2390.00	27.64	6.62	34.19	31.83	31.90	74.00	42.10	Peak
3	2400.00	27.61	6.62	34.18	34.84	34.89	74.00	39.11	Peak
4	2405.82	27.61	6.64	34.18	89.98	90.05	74.00	-16.05	Peak

Remarks: 1. Emission Level= Antenna Factor + Cable Loss - Amp Factor + Reading.
2. The emission levels that are 20dB below the official limit are not reported.

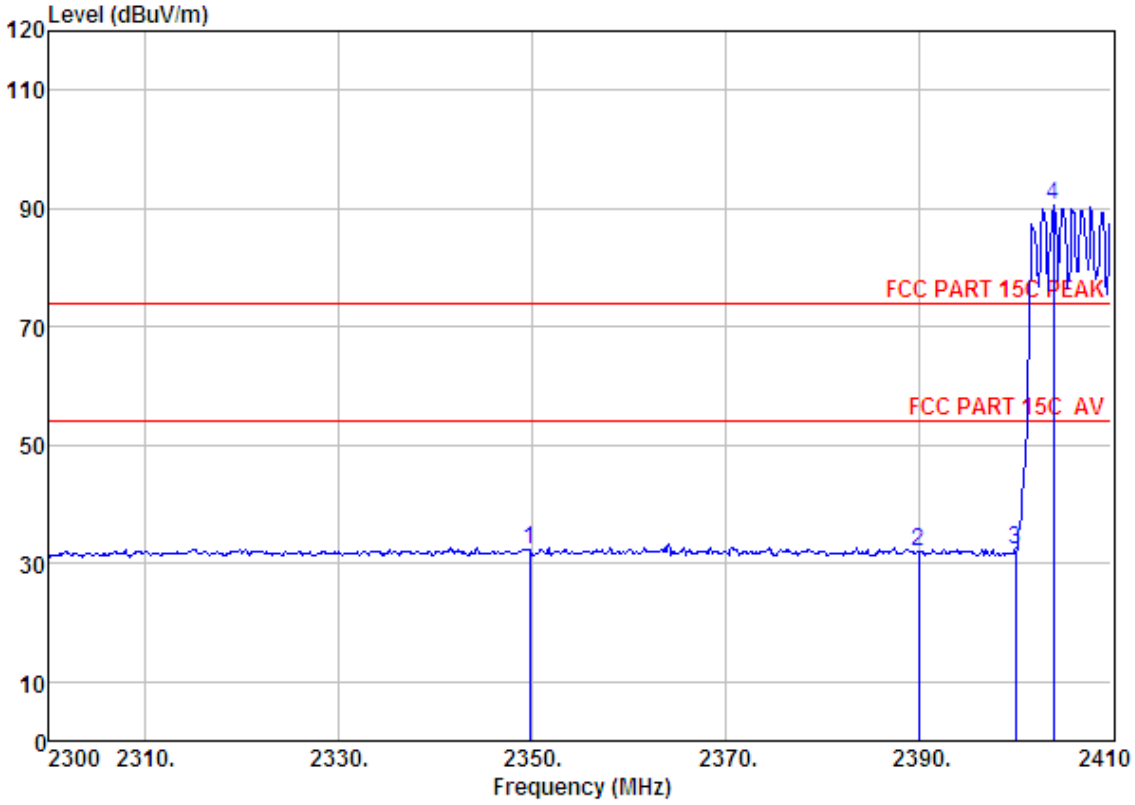

Site no. : 1# 966 chamber Data no. : 543
Dis. / Ant. : 3m ANT 1-18G Ant. pol. : HORIZONTAL
Limit : FCC PART 15C PEAK
Env. / Ins. : Temp:23.6';Humi:56%;Press:101.52kPa
Engineer : Tony
EUT : Car DVD PLAYER
Power : DC 12V
M/N : San Antonio 640
Test Mode : GFSK TX 2402MHz(Hopping On)

	Freq. (MHz)	Ant. Factor (dB/m)	Cable Loss (dB)	Amp Factor (dB)	Reading (dBuV)	Emission Level (dBuV/m)	Limits (dBuV/m)	Margin (dB)	Remark
1	2349.72	27.70	6.56	34.22	32.37	32.41	74.00	41.59	Peak
2	2390.00	27.64	6.62	34.19	31.99	32.06	74.00	41.94	Peak
3	2400.00	27.61	6.62	34.18	32.12	32.17	74.00	41.83	Peak
4	2403.95	27.61	6.64	34.18	90.47	90.54	74.00	-16.54	Peak

Remarks: 1. Emission Level= Antenna Factor + Cable Loss - Amp Factor + Reading.
2. The emission levels that are 20dB below the official limit are not reported.

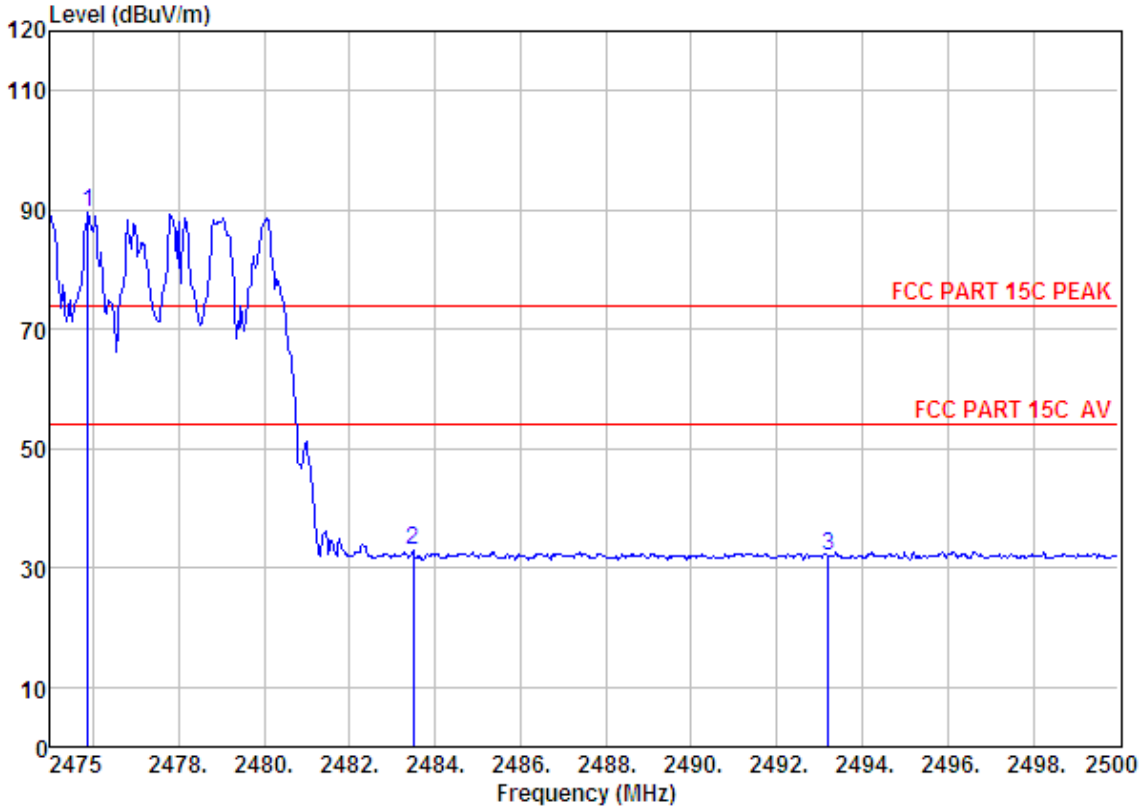

Site no. : 1# 966 chamber Data no. : 544
Dis. / Ant. : 3m ANT 1-18G Ant. pol. : HORIZONTAL
Limit : FCC PART 15C PEAK
Env. / Ins. : Temp:23.6';Humi:56%;Press:101.52kPa
Engineer : Tony
EUT : Car DVD PLAYER
Power : DC 12V
M/N : San Antonio 640
Test Mode : GFSK TX 2480MHz(Hopping On)

	Freq. (MHz)	Ant. Factor (dB/m)	Cable Loss (dB)	Amp Factor (dB)	Reading (dBuV)	Emission Level (dBuV/m)	Limits (dBuV/m)	Margin (dB)	Remark
1	2475.88	27.58	6.71	34.06	89.22	89.45	74.00	-15.45	Peak
2	2483.50	27.58	6.71	34.03	32.61	32.87	74.00	41.13	Peak
3	2493.20	27.58	6.73	34.03	31.62	31.90	74.00	42.10	Peak

Remarks: 1. Emission Level= Antenna Factor + Cable Loss - Amp Factor + Reading.
2. The emission levels that are 20dB below the official limit are not reported.

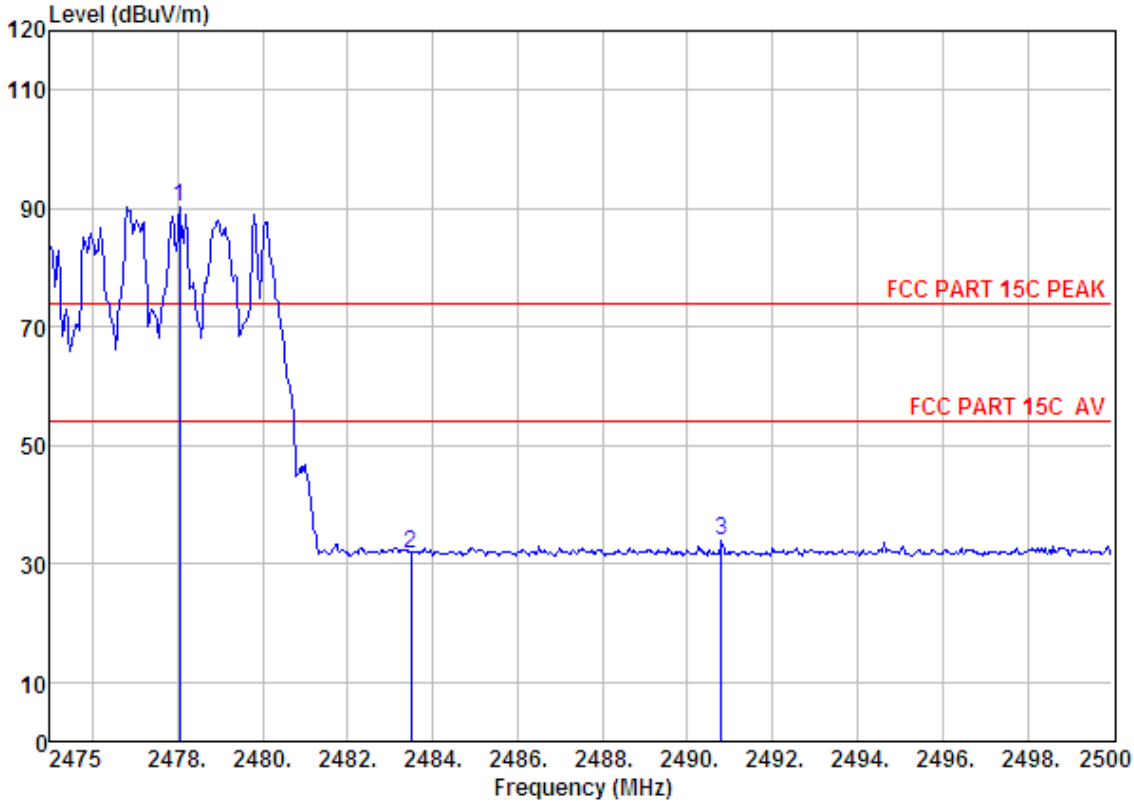

Site no. : 1# 966 chamber Data no. : 545
Dis. / Ant. : 3m ANT 1-18G Ant. pol. : VERTICAL
Limit : FCC PART 15C PEAK
Env. / Ins. : Temp:23.6';Humi:56%;Press:101.52kPa
Engineer : Tony
EUT : Car DVD PLAYER
Power : DC 12V
M/N : San Antonio 640
Test Mode : GFSK TX 2480MHz(Hopping On)

	Freq. (MHz)	Ant. Factor (dB/m)	Cable Loss (dB)	Amp Factor (dB)	Reading (dBuV)	Emission Level (dBuV/m)	Limits (dBuV/m)	Margin (dB)	Remark
1	2478.05	27.58	6.71	34.03	90.03	90.29	74.00	-16.29	Peak
2	2483.50	27.58	6.71	34.03	31.43	31.69	74.00	42.31	Peak
3	2490.80	27.58	6.73	34.03	33.59	33.87	74.00	40.13	Peak

Remarks: 1. Emission Level= Antenna Factor + Cable Loss - Amp Factor + Reading.
2. The emission levels that are 20dB below the official limit are not reported.

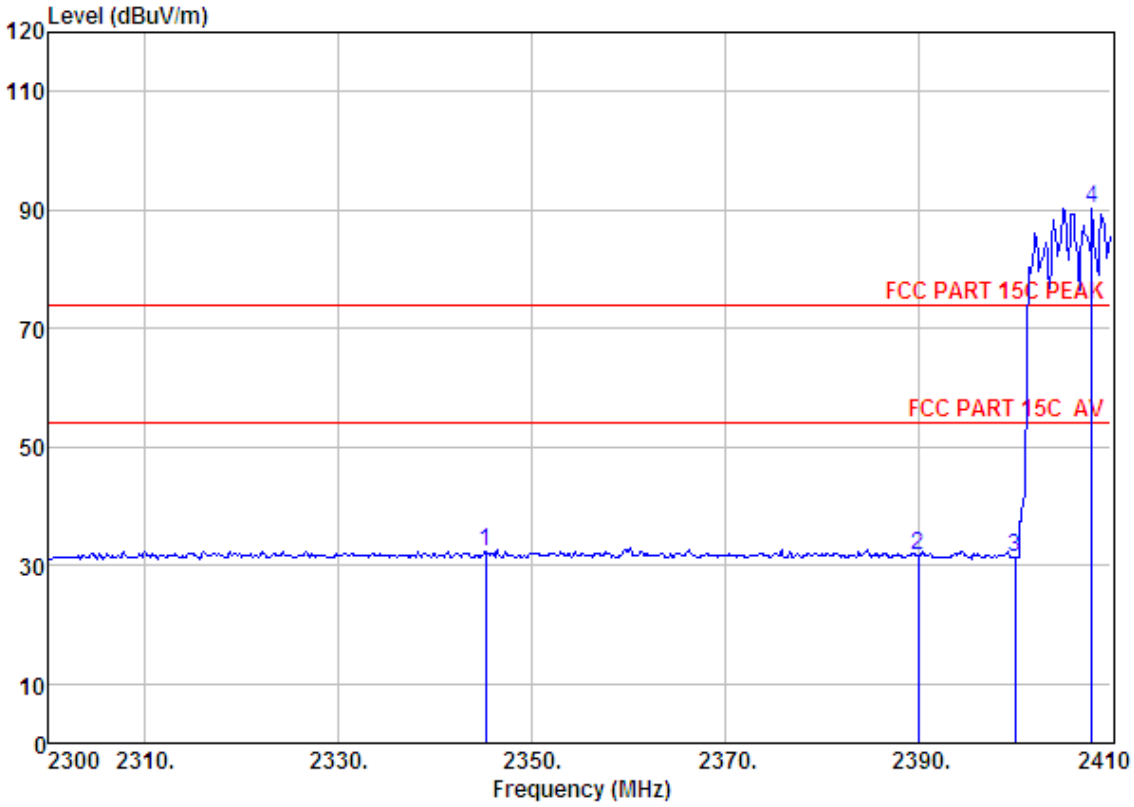

Site no. : 1# 966 chamber Data no. : 546
Dis. / Ant. : 3m ANT 1-18G Ant. pol. : VERTICAL
Limit : FCC PART 15C PEAK
Env. / Ins. : Temp:23.6';Humi:56%;Press:101.52kPa
Engineer : Tony
EUT : Car DVD PLAYER
Power : DC 12V
M/N : San Antonio 640
Test Mode : 8-DPSK TX 2402MHz(Hopping On)

	Freq. (MHz)	Ant. Factor (dB/m)	Cable Loss (dB)	Amp Factor (dB)	Reading (dBuV)	Emission Level (dBuV/m)	Limits (dBuV/m)	Margin (dB)	Remark
1	2345.21	27.70	6.56	34.22	32.17	32.21	74.00	41.79	Peak
2	2390.00	27.64	6.62	34.19	31.50	31.57	74.00	42.43	Peak
3	2400.00	27.61	6.62	34.18	31.42	31.47	74.00	42.53	Peak
4	2408.02	27.61	6.64	34.18	90.27	90.34	74.00	-16.34	Peak

Remarks: 1. Emission Level= Antenna Factor + Cable Loss - Amp Factor + Reading.
2. The emission levels that are 20dB below the official limit are not reported.

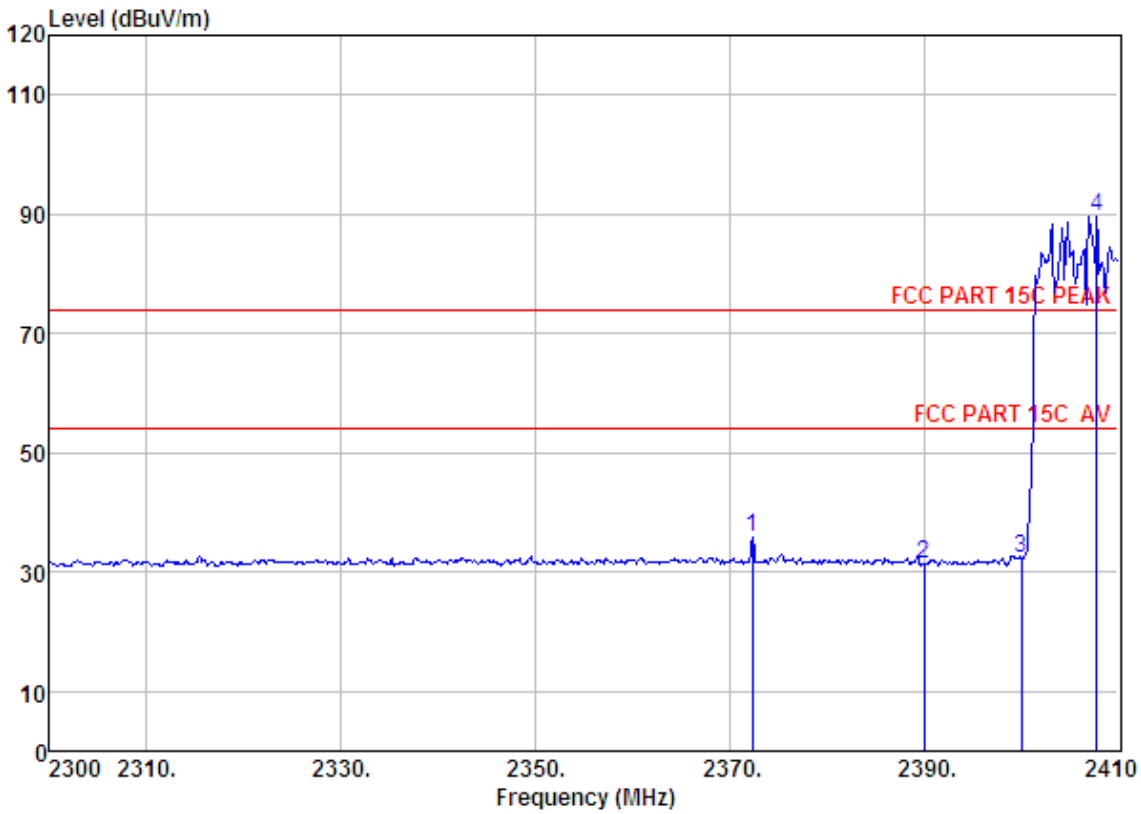

Site no. : 1# 966 chamber Data no. : 547
Dis. / Ant. : 3m ANT 1-18G Ant. pol. : HORIZONTAL
Limit : FCC PART 15C PEAK
Env. / Ins. : Temp:23.6';Humi:56%;Press:101.52kPa
Engineer : Tony
EUT : Car DVD PLAYER
Power : DC 12V
M/N : San Antonio 640
Test Mode : 8-DPSK TX 2402MHz(Hopping On)

	Freq. (MHz)	Ant. Factor (dB/m)	Cable Loss (dB)	Amp Factor (dB)	Reading (dBuV)	Emission Level (dBuV/m)	Limits (dBuV/m)	Margin (dB)	Remark
1	2372.38	27.67	6.60	34.20	35.74	35.81	74.00	38.19	Peak
2	2390.00	27.64	6.62	34.19	31.35	31.42	74.00	42.58	Peak
3	2400.00	27.61	6.62	34.18	32.36	32.41	74.00	41.59	Peak
4	2407.80	27.61	6.64	34.18	89.63	89.70	74.00	-15.70	Peak

Remarks: 1. Emission Level= Antenna Factor + Cable Loss - Amp Factor + Reading.
2. The emission levels that are 20dB below the official limit are not reported.

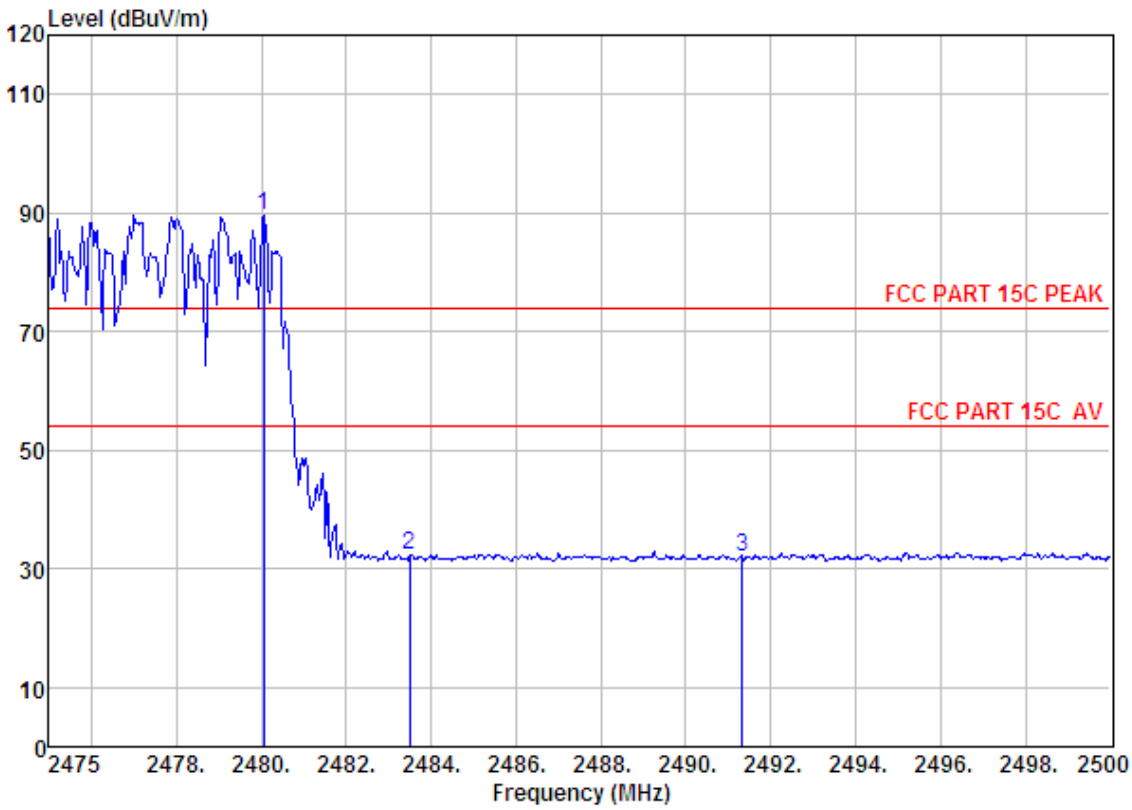

Site no. : 1# 966 chamber Data no. : 548
Dis. / Ant. : 3m ANT 1-18G Ant. pol. : HORIZONTAL
Limit : FCC PART 15C PEAK
Env. / Ins. : Temp:23.6';Humi:56%;Press:101.52kPa
Engineer : Tony
EUT : Car DVD PLAYER
Power : DC 12V
M/N : San Antonio 640
Test Mode : 8-DPSK TX 2480MHz(Hopping On)

	Freq. (MHz)	Ant. Factor (dB/m)	Cable Loss (dB)	Amp Factor (dB)	Reading (dBuV)	Emission Level (dBuV/m)	Limits (dBuV/m)	Margin (dB)	Remark
1	2480.05	27.58	6.71	34.03	89.39	89.65	74.00	-15.65	Peak
2	2483.50	27.58	6.71	34.03	32.12	32.38	74.00	41.62	Peak
3	2491.33	27.58	6.73	34.03	31.67	31.95	74.00	42.05	Peak

Remarks: 1. Emission Level= Antenna Factor + Cable Loss - Amp Factor + Reading.
2. The emission levels that are 20dB below the official limit are not reported.

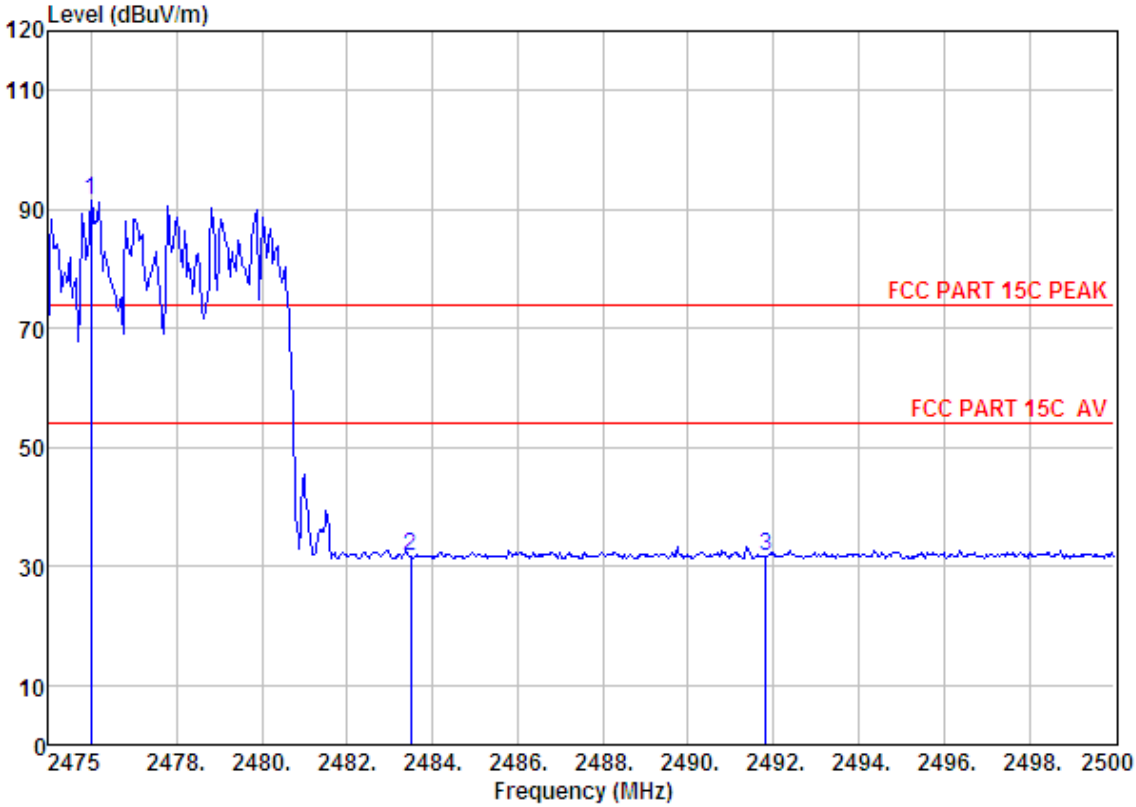

Site no. : 1# 966 chamber Data no. : 549
Dis. / Ant. : 3m ANT 1-18G Ant. pol. : VERTICAL
Limit : FCC PART 15C PEAK
Env. / Ins. : Temp:23.6';Humi:56%;Press:101.52kPa
Engineer : Tony
EUT : Car DVD PLAYER
Power : DC 12V
M/N : San Antonio 640
Test Mode : 8-DPSK TX 2480MHz(Hopping On)

	Freq. (MHz)	Ant. Factor (dB/m)	Cable Loss (dB)	Amp Factor (dB)	Reading (dBuV)	Emission Level (dBuV/m)	Limits (dBuV/m)	Margin (dB)	Remark
1	2476.00	27.58	6.71	34.06	91.31	91.54	74.00	-17.54	Peak
2	2483.50	27.58	6.71	34.03	31.47	31.73	74.00	42.27	Peak
3	2491.83	27.58	6.73	34.03	31.41	31.69	74.00	42.31	Peak

Remarks: 1. Emission Level= Antenna Factor + Cable Loss - Amp Factor + Reading.
2. The emission levels that are 20dB below the official limit are not reported.

10. ANTENNA REQUIREMENTS

10.1. Limit

For intentional device, according to FCC 47 CFR Section 15.203, an intentional radiator shall be designed to ensure that no antenna other than that furnished by the responsible party shall be used with the device. And according to FCC 47 CFR Section 15.247 (b), if transmitting antennas of directional gain greater than 6dBi are used, the power shall be reduced by the amount in dB that the directional gain of the antenna exceeds 6dBi.

10.2. Result

The antennas used for this product are Integrated PCB antenna and that no antenna other than that furnished by the responsible party shall be used with the device, the maximum peak gain of the transmit antenna is only 0 dBi.

11. TEST SETUP PHOTO

Radiated Test (30-1000 MHz)



Radiated Test (1000-25000 MHz)



12. PHOTOS OF EUT

External Photos

M/N: San Antonio 640





External Photos

M/N: San Antonio 640



External Photos

M/N: San Antonio 640



External Photos

M/N: San Antonio 640





Internal Photos

M/N: San Antonio 640



Internal Photos

M/N: San Antonio 640





Internal Photos

M/N: San Antonio 640





Internal Photos

M/N: San Antonio 640





Internal Photos

M/N: San Antonio 640



Internal Photos

M/N: San Antonio 640





Internal Photos

M/N: San Antonio 640





Internal Photos

M/N: San Antonio 640