SAR Test Plots

Copyright © 2013, DIGITAL EMC Co., Ltd.

DIGITAL EMC CO., LTD

DUT: Smart-P300U; Type: PDA

Communication System: GSM 850; Frequency: 836.6 MHz;Duty Cycle: 1:8.3
Medium parameters used: f = 836.6 MHz; σ = 0.921 mho/m; ε_r = 40.3; ρ = 1000 kg/m^3
Phantom section: Left Section

DASY4 Configuration:
Probe: ET3DV6R - SN1703; ConvF(6.54, 6.54, 6.54); Calibrated: 2013-07-29; Electronics: DAE3 Sn520
Phantom: SAM with CRP; Type: SAM; Serial: TP-1221
Measurement SW: DASY4, V4.7 Build 80; Postprocessing SW: SEMCAD, V1.8 Build 186

Test Date: 2013-09-09; Ambient Temp:21.7; Tissue Temp:22.3

Left Touch, GSM850 Ch. 190, Ant Internal, Standard Battery

Area Scan (81x141x1): Measurement grid: dx=15mm, dy=15mm
Zoom Scan (5x5x7)/Cube 0: Measurement grid: dx=8mm, dy=8mm, dz=5mm
Power Drift = 0.064 dB
Peak SAR (extrapolated) = 0.104 W/kg
SAR(1 g) = 0.080 mW/g; SAR(10 g) = 0.057 mW/g

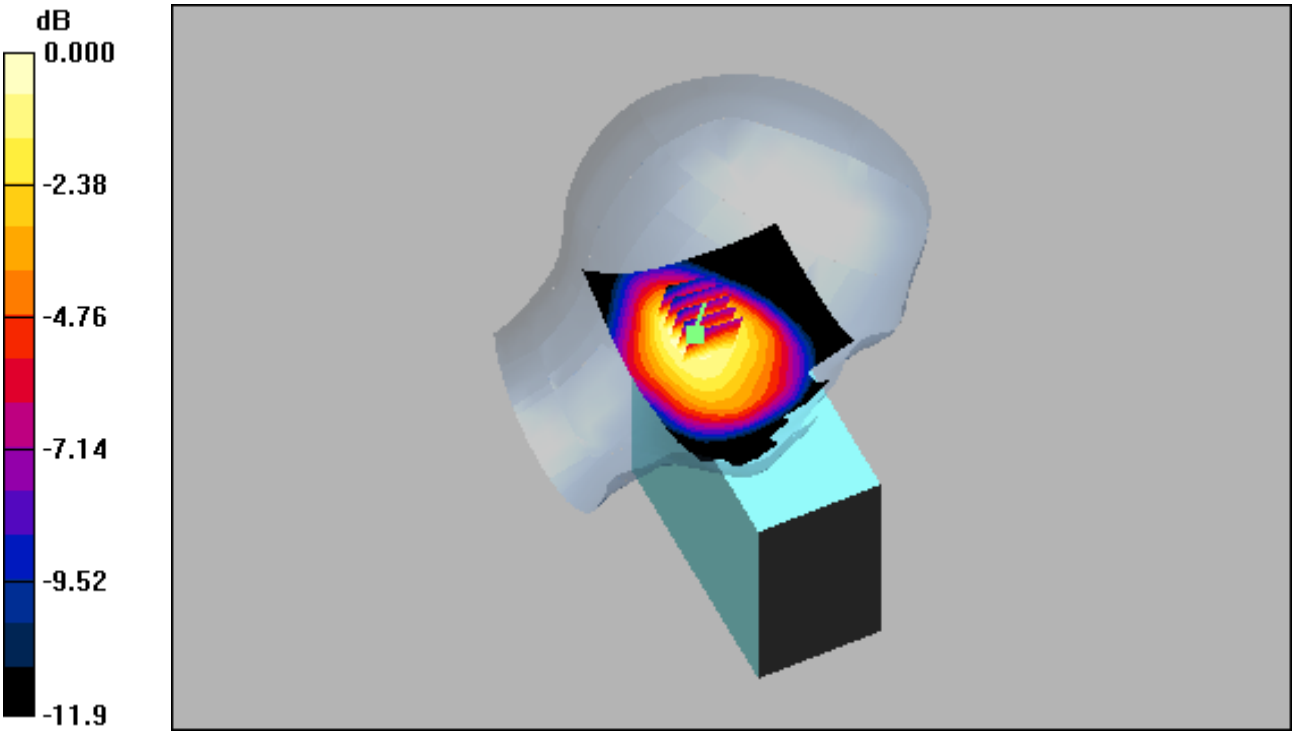

0 dB = 0.085mW/g

DIGITAL EMC CO., LTD

DUT: Smart-P300U; Type: PDA

Communication System: GSM 850; Frequency: 836.6 MHz;Duty Cycle: 1:8.3
Medium parameters used: f = 836.6 MHz; σ = 0.921 mho/m; ε_r = 40.3; ρ = 1000 kg/m^3
Phantom section: Right Section

DASY4 Configuration:
Probe: ET3DV6R - SN1703; ConvF(6.54, 6.54, 6.54); Calibrated: 2013-07-29; Electronics: DAE3 Sn520
Phantom: SAM with CRP; Type: SAM; Serial: TP-1221
Measurement SW: DASY4, V4.7 Build 80; Postprocessing SW: SEMCAD, V1.8 Build 186

Test Date: 2013-09-09; Ambient Temp:21.7; Tissue Temp:22.3

Right Touch, GSM850 Ch. 190, Ant Internal, Standard Battery

Area Scan (81x141x1): Measurement grid: dx=15mm, dy=15mm
Zoom Scan (5x5x7)/Cube 0: Measurement grid: dx=8mm, dy=8mm, dz=5mm
Power Drift = -0.041 dB
Peak SAR (extrapolated) = 0.169 W/kg
SAR(1 g) = 0.119 mW/g; SAR(10 g) = 0.081 mW/g

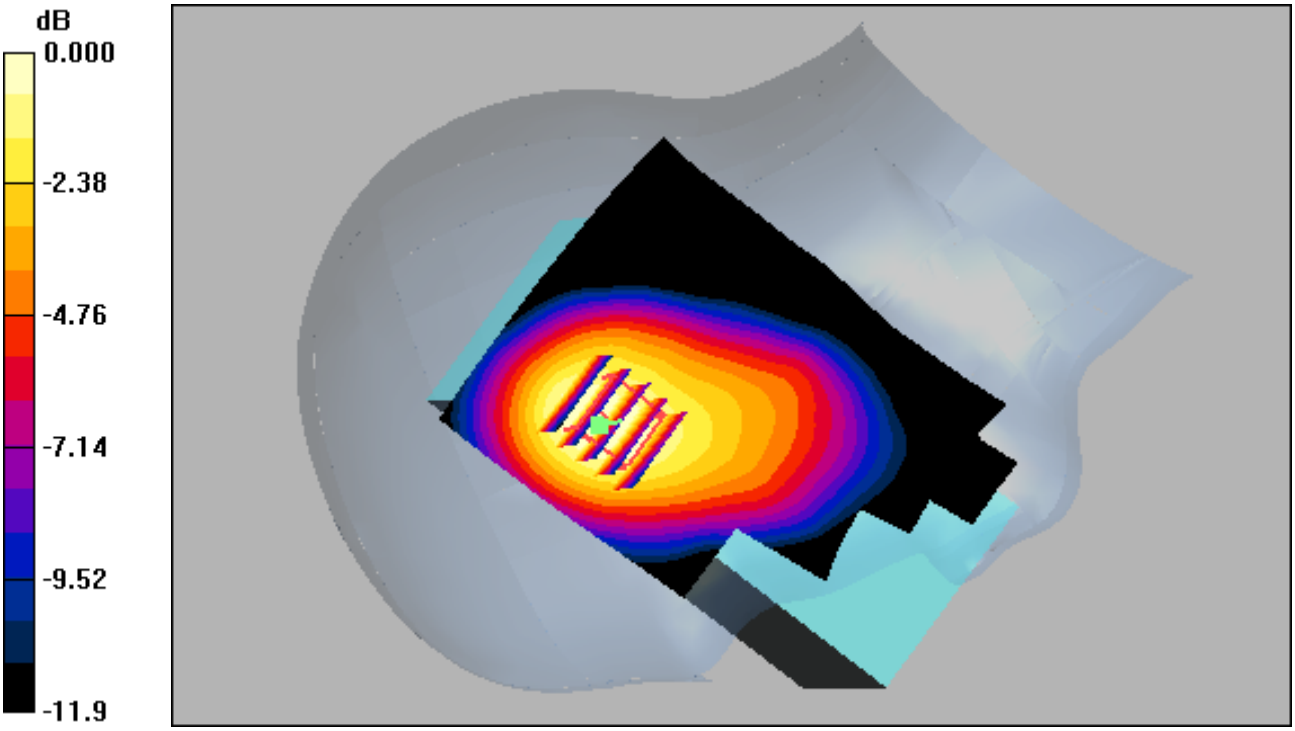

0 dB = 0.125mW/g

DIGITAL EMC CO., LTD

DUT: Smart-P300U; Type: PDA

Communication System: GSM 850; Frequency: 836.6 MHz;Duty Cycle: 1:8.3
Medium parameters used: f = 836.6 MHz; σ = 0.921 mho/m; ε_r = 40.3; ρ = 1000 kg/m^3
Phantom section: Left Section

DASY4 Configuration:
Probe: ET3DV6R - SN1703; ConvF(6.54, 6.54, 6.54); Calibrated: 2013-07-29; Electronics: DAE3 Sn520
Phantom: SAM with CRP; Type: SAM; Serial: TP-1221
Measurement SW: DASY4, V4.7 Build 80; Postprocessing SW: SEMCAD, V1.8 Build 186

Test Date: 2013-09-09; Ambient Temp:21.7; Tissue Temp:22.3

Left Tilt, GSM850 Ch. 190, Ant Internal, Standard Battery

Area Scan (81x141x1): Measurement grid: dx=15mm, dy=15mm
Zoom Scan (5x5x7)/Cube 0: Measurement grid: dx=8mm, dy=8mm, dz=5mm
Power Drift = -0.085 dB
Peak SAR (extrapolated) = 0.099 W/kg
SAR(1 g) = 0.070 mW/g; SAR(10 g) = 0.047 mW/g



0 dB = 0.075mW/g

DIGITAL EMC CO., LTD

DUT: Smart-P300U; Type: PDA

Communication System: GSM 850; Frequency: 836.6 MHz;Duty Cycle: 1:8.3
Medium parameters used: f = 836.6 MHz; σ = 0.921 mho/m; ε_r = 40.3; ρ = 1000 kg/m^3
Phantom section: Right Section

DASY4 Configuration:
Probe: ET3DV6R - SN1703; ConvF(6.54, 6.54, 6.54); Calibrated: 2013-07-29; Electronics: DAE3 Sn520
Phantom: SAM with CRP; Type: SAM; Serial: TP-1221
Measurement SW: DASY4, V4.7 Build 80; Postprocessing SW: SEMCAD, V1.8 Build 186

Test Date: 2013-09-09; Ambient Temp:21.7; Tissue Temp:22.3

Right Tilt, GSM850 Ch. 190, Ant Internal, Standard Battery

Area Scan (81x141x1): Measurement grid: dx=15mm, dy=15mm
Zoom Scan (5x5x7)/Cube 0: Measurement grid: dx=8mm, dy=8mm, dz=5mm
Power Drift = 0.171 dB
Peak SAR (extrapolated) = 0.153 W/kg
SAR(1 g) = 0.103 mW/g; SAR(10 g) = 0.069 mW/g

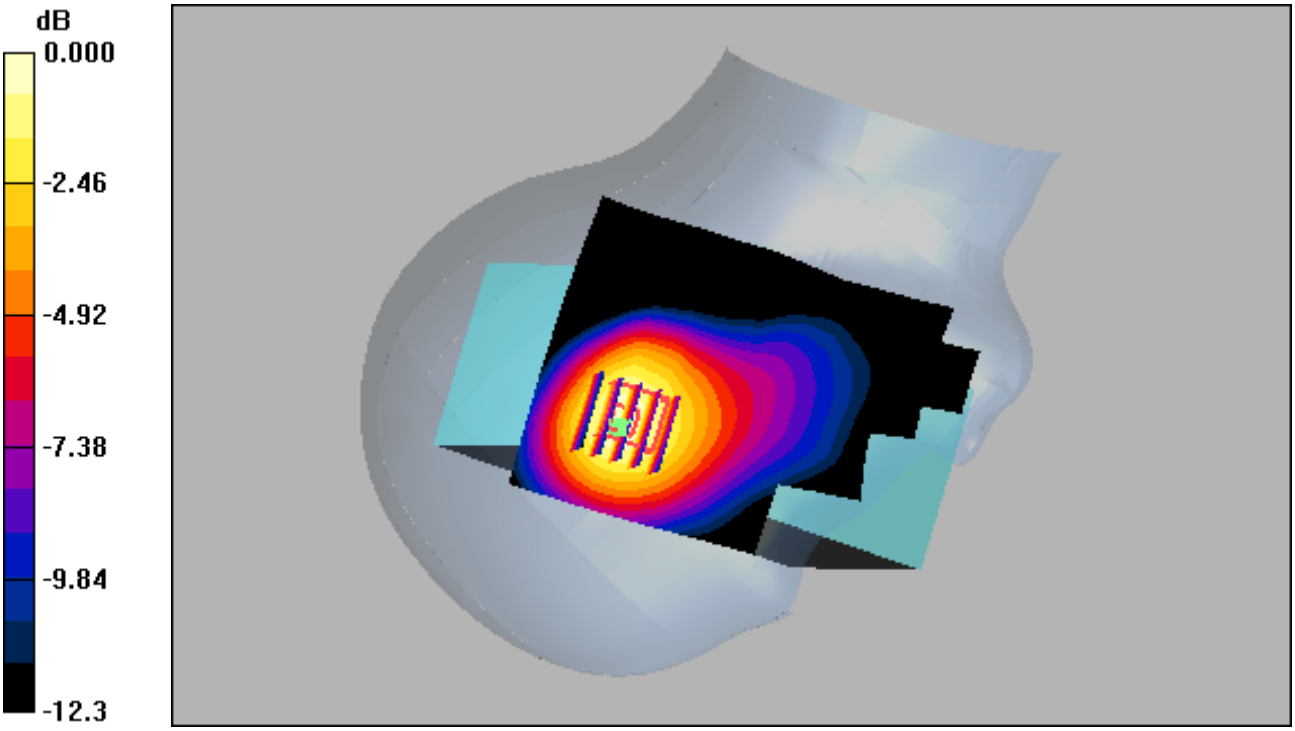

0 dB = 0.109mW/g

DIGITAL EMC CO., LTD

DUT: Smart-P300U; Type: PDA

Communication System: GSM 850; Frequency: 836.6 MHz;Duty Cycle: 1:8.3
Medium parameters used: f = 836.6 MHz; σ = 0.921 mho/m; ε_r = 40.3; ρ = 1000 kg/m^3
Phantom section: Right Section

DASY4 Configuration:
Probe: ET3DV6R - SN1703; ConvF(6.54, 6.54, 6.54); Calibrated: 2013-07-29; Electronics: DAE3 Sn520
Phantom: SAM with CRP; Type: SAM; Serial: TP-1221
Measurement SW: DASY4, V4.7 Build 80; Postprocessing SW: SEMCAD, V1.8 Build 186

Test Date: 2013-09-09; Ambient Temp:21.7; Tissue Temp:22.3

Right Touch, GSM850 Ch. 190, Ant Internal, Standard Battery

Area Scan (81x141x1): Measurement grid: dx=15mm, dy=15mm
Zoom Scan (5x5x7)/Cube 0: Measurement grid: dx=8mm, dy=8mm, dz=5mm
Power Drift = -0.041 dB
Peak SAR (extrapolated) = 0.169 W/kg
SAR(1 g) = 0.119 mW/g; SAR(10 g) = 0.081 mW/g

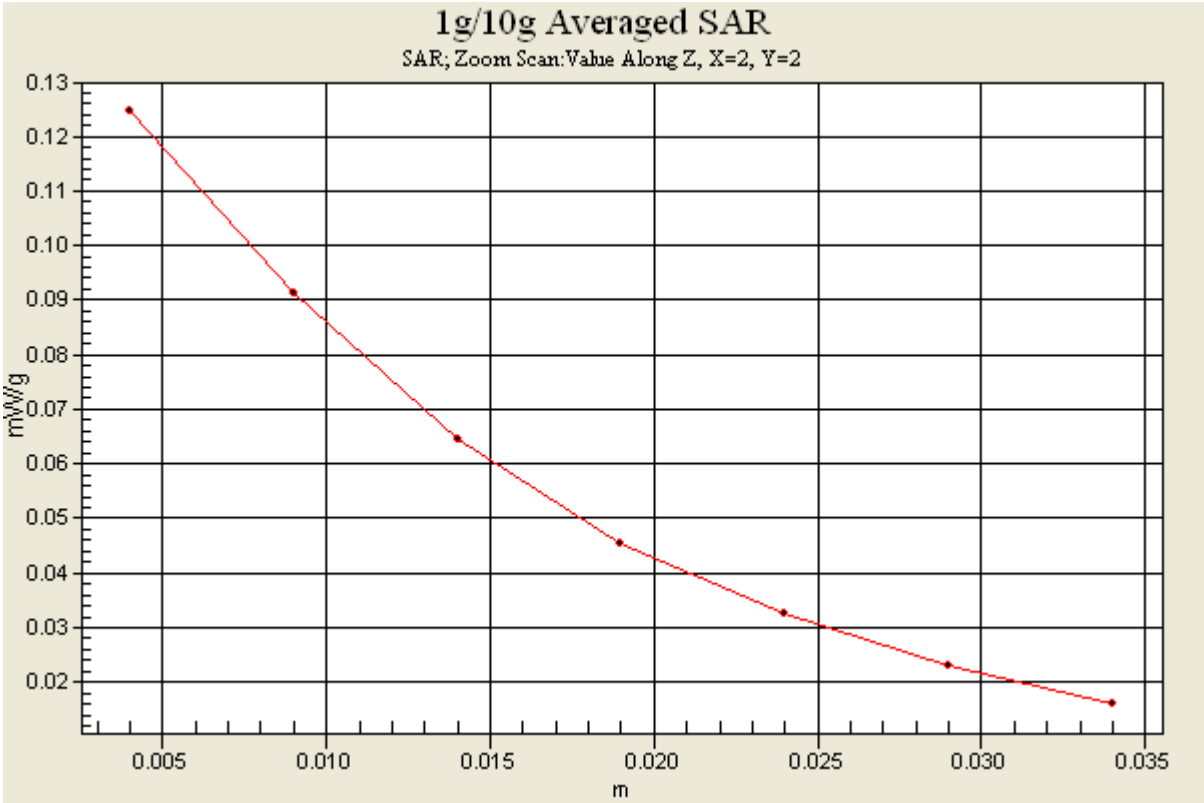

DIGITAL EMC CO., LTD

DUT: Smart-P300U; Type: PDA

Communication System: PCS1900; Frequency: 1880 MHz;Duty Cycle: 1:8.3
Medium parameters used: f = 1880 MHz; σ = 1.41 mho/m; ε_r = 40.3; ρ = 1000 kg/m^3
Phantom section: Left Section

DASY4 Configuration:
Probe: ET3DV6R - SN1703; ConvF(5.19, 5.19, 5.19); Calibrated: 2013-07-29; Electronics: DAE3 Sn520
Phantom: SAM with CRP; Type: SAM; Serial: TP-1221
Measurement SW: DASY4, V4.7 Build 80; Postprocessing SW: SEMCAD, V1.8 Build 186

Test Date: 2013-09-10; Ambient Temp:22.1; Tissue Temp:22.5

Left Touch, PCS1900 Ch. 661, Ant Internal, Standard Battery

Area Scan (81x141x1): Measurement grid: dx=15mm, dy=15mm
Zoom Scan (5x5x7)/Cube 0: Measurement grid: dx=8mm, dy=8mm, dz=5mm
Power Drift = -0.114 dB
Peak SAR (extrapolated) = 0.135 W/kg
SAR(1 g) = 0.091 mW/g; SAR(10 g) = 0.058 mW/g

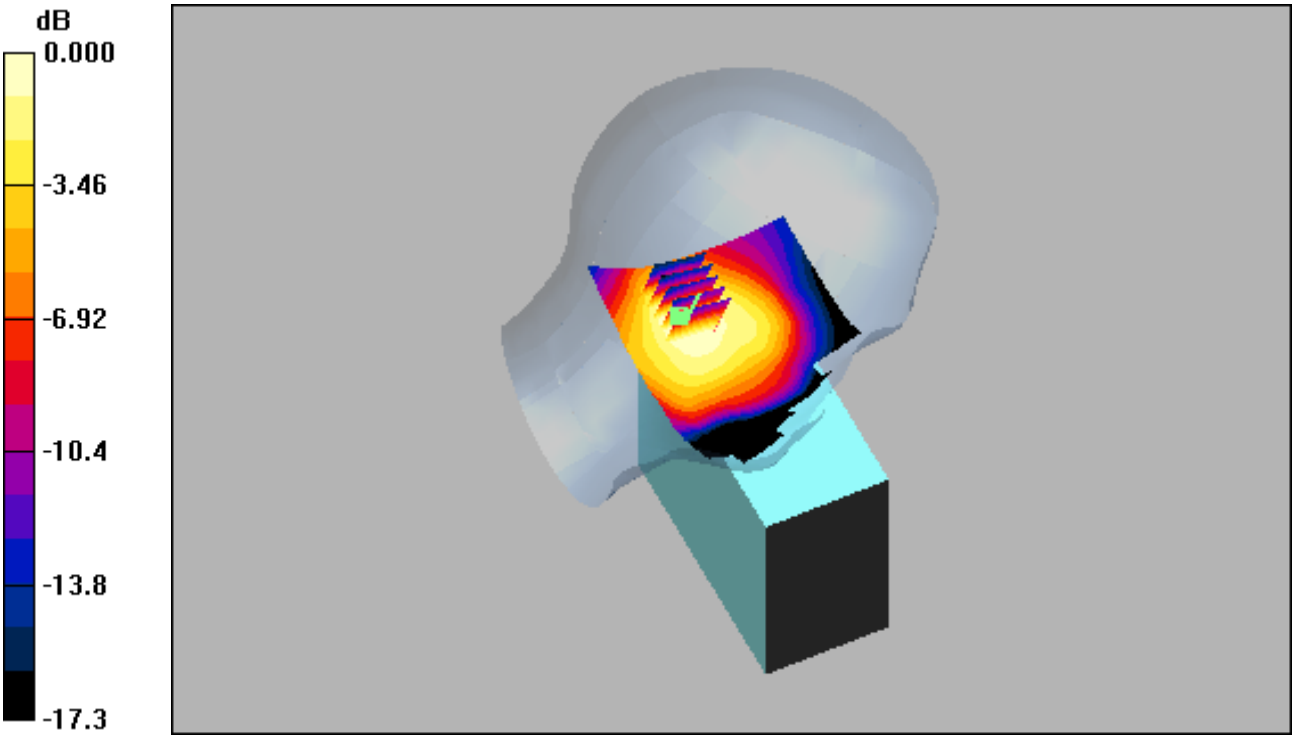

0 dB = 0.098mW/g

DIGITAL EMC CO., LTD

DUT: Smart-P300U; Type: PDA

Communication System: PCS1900; Frequency: 1880 MHz;Duty Cycle: 1:8.3
Medium parameters used: f = 1880 MHz; σ = 1.41 mho/m; ε_r = 40.3; ρ = 1000 kg/m^3
Phantom section: Right Section

DASY4 Configuration:
Probe: ET3DV6R - SN1703; ConvF(5.19, 5.19, 5.19); Calibrated: 2013-07-29; Electronics: DAE3 Sn520
Phantom: SAM with CRP; Type: SAM; Serial: TP-1221
Measurement SW: DASY4, V4.7 Build 80; Postprocessing SW: SEMCAD, V1.8 Build 186

Test Date: 2013-09-10; Ambient Temp:22.1; Tissue Temp:22.5

Right Touch, PCS1900 Ch. 661, Ant Internal, Standard Battery

Area Scan (81x141x1): Measurement grid: dx=15mm, dy=15mm
Zoom Scan (5x5x7)/Cube 0: Measurement grid: dx=8mm, dy=8mm, dz=5mm
Power Drift = -0.011 dB
Peak SAR (extrapolated) = 0.231 W/kg
SAR(1 g) = 0.141 mW/g; SAR(10 g) = 0.082 mW/g

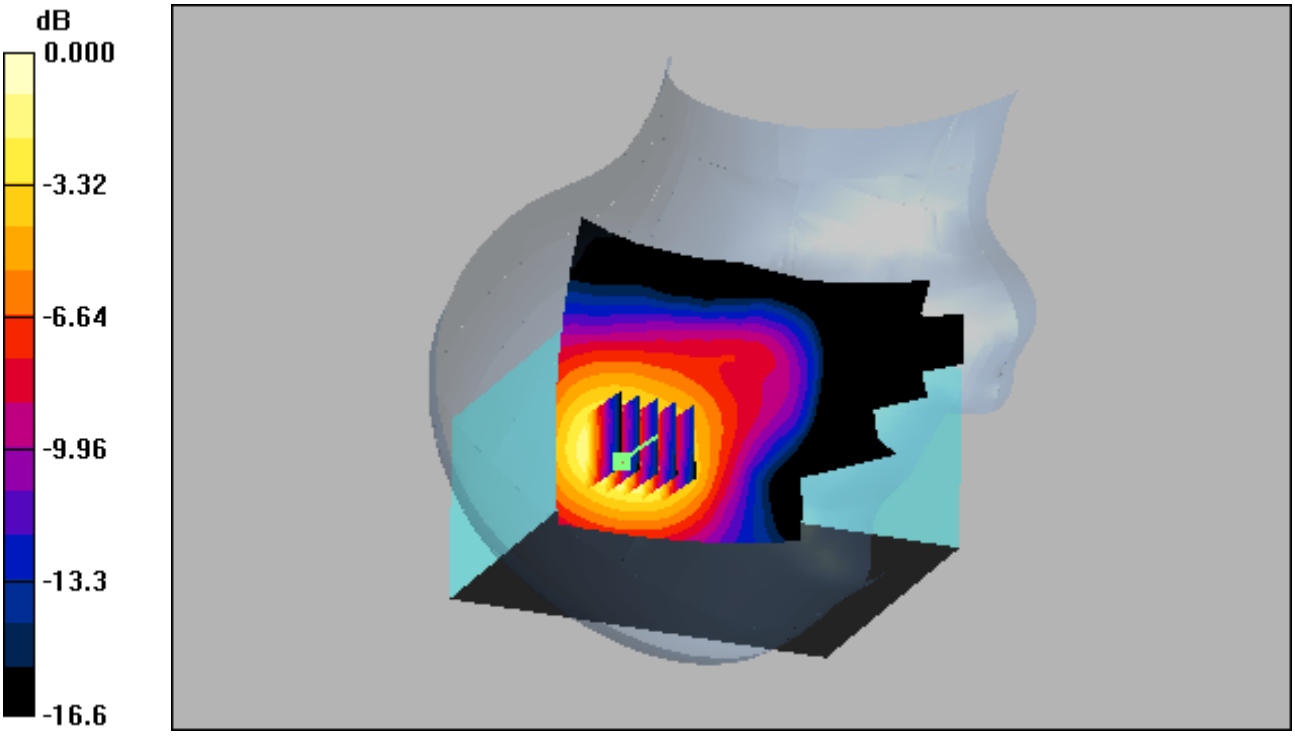

0 dB = 0.155mW/g

DIGITAL EMC CO., LTD

DUT: Smart-P300U; Type: PDA

Communication System: PCS1900; Frequency: 1880 MHz;Duty Cycle: 1:8.3
Medium parameters used: f = 1880 MHz; σ = 1.41 mho/m; ε_r = 40.3; ρ = 1000 kg/m^3
Phantom section: Left Section

DASY4 Configuration:
Probe: ET3DV6R - SN1703; ConvF(5.19, 5.19, 5.19); Calibrated: 2013-07-29; Electronics: DAE3 Sn520
Phantom: SAM with CRP; Type: SAM; Serial: TP-1221
Measurement SW: DASY4, V4.7 Build 80; Postprocessing SW: SEMCAD, V1.8 Build 186

Test Date: 2013-09-10; Ambient Temp:22.1; Tissue Temp:22.5

Left Tilt, PCS1900 Ch. 661, Ant Internal, Standard Battery

Area Scan (81x141x1): Measurement grid: dx=15mm, dy=15mm
Zoom Scan (5x5x7)/Cube 0: Measurement grid: dx=8mm, dy=8mm, dz=5mm
Power Drift = -0.122 dB
Peak SAR (extrapolated) = 0.120 W/kg
SAR(1 g) = 0.079 mW/g; SAR(10 g) = 0.048 mW/g



0 dB = 0.086mW/g

DIGITAL EMC CO., LTD

DUT: Smart-P300U; Type: PDA

Communication System: PCS1900; Frequency: 1880 MHz;Duty Cycle: 1:8.3
Medium parameters used: f = 1880 MHz; σ = 1.41 mho/m; ε_r = 40.3; ρ = 1000 kg/m^3
Phantom section: Right Section

DASY4 Configuration:
Probe: ET3DV6R - SN1703; ConvF(5.19, 5.19, 5.19); Calibrated: 2013-07-29; Electronics: DAE3 Sn520
Phantom: SAM with CRP; Type: SAM; Serial: TP-1221
Measurement SW: DASY4, V4.7 Build 80; Postprocessing SW: SEMCAD, V1.8 Build 186

Test Date: 2013-09-10; Ambient Temp:22.1; Tissue Temp:22.5

Right Tilt, PCS1900 Ch. 661, Ant Internal, Standard Battery

Area Scan (81x141x1): Measurement grid: dx=15mm, dy=15mm
Zoom Scan (5x5x7)/Cube 0: Measurement grid: dx=8mm, dy=8mm, dz=5mm
Power Drift = -0.086 dB
Peak SAR (extrapolated) = 0.214 W/kg
SAR(1 g) = 0.129 mW/g; SAR(10 g) = 0.075 mW/g

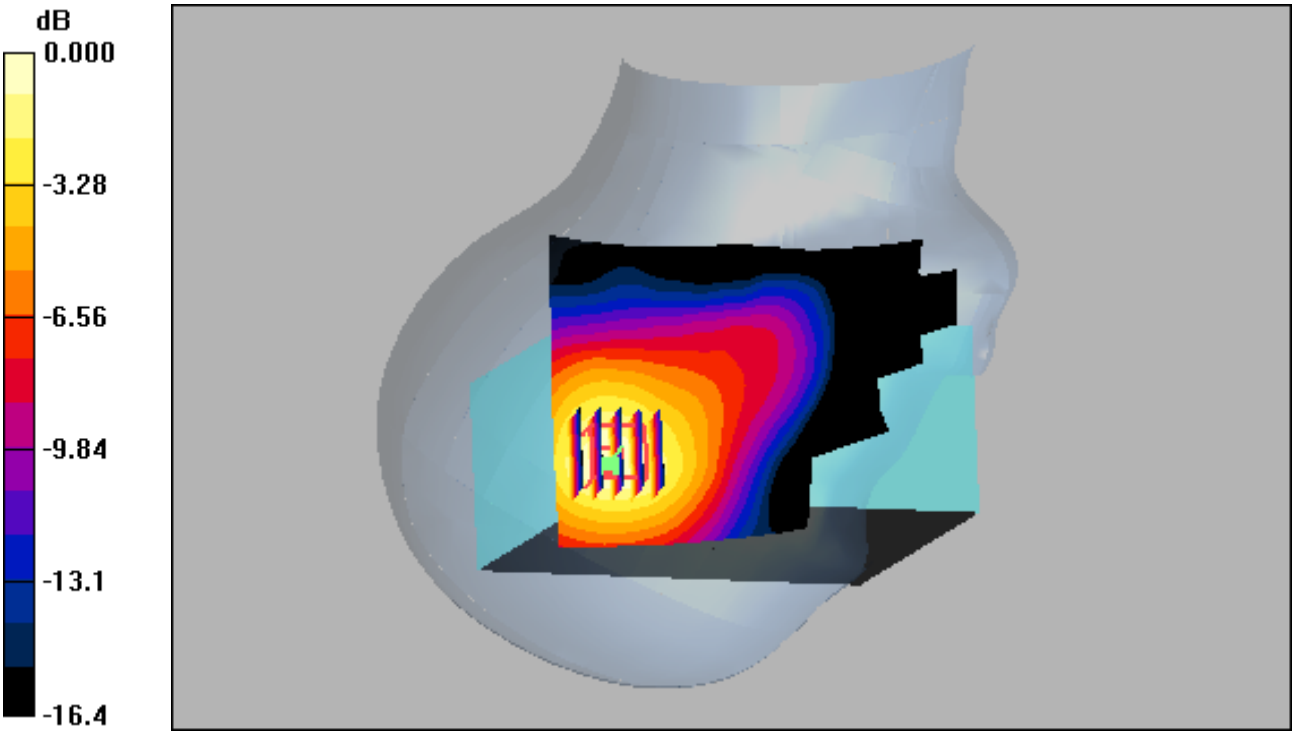

0 dB = 0.141mW/g

DIGITAL EMC CO., LTD

DUT: Smart-P300U; Type: PDA

Communication System: PCS1900; Frequency: 1880 MHz;Duty Cycle: 1:8.3
Medium parameters used: f = 1880 MHz; σ = 1.41 mho/m; ε_r = 40.3; ρ = 1000 kg/m^3
Phantom section: Right Section

DASY4 Configuration:
Probe: ET3DV6R - SN1703; ConvF(5.19, 5.19, 5.19); Calibrated: 2013-07-29; Electronics: DAE3 Sn520
Phantom: SAM with CRP; Type: SAM; Serial: TP-1221
Measurement SW: DASY4, V4.7 Build 80; Postprocessing SW: SEMCAD, V1.8 Build 186

Test Date: 2013-09-10; Ambient Temp:22.1; Tissue Temp:22.5

Right Touch, PCS1900 Ch. 661, Ant Internal, Standard Battery

Area Scan (81x141x1): Measurement grid: dx=15mm, dy=15mm
Zoom Scan (5x5x7)/Cube 0: Measurement grid: dx=8mm, dy=8mm, dz=5mm
Power Drift = -0.011 dB
Peak SAR (extrapolated) = 0.231 W/kg
SAR(1 g) = 0.141 mW/g; SAR(10 g) = 0.082 mW/g

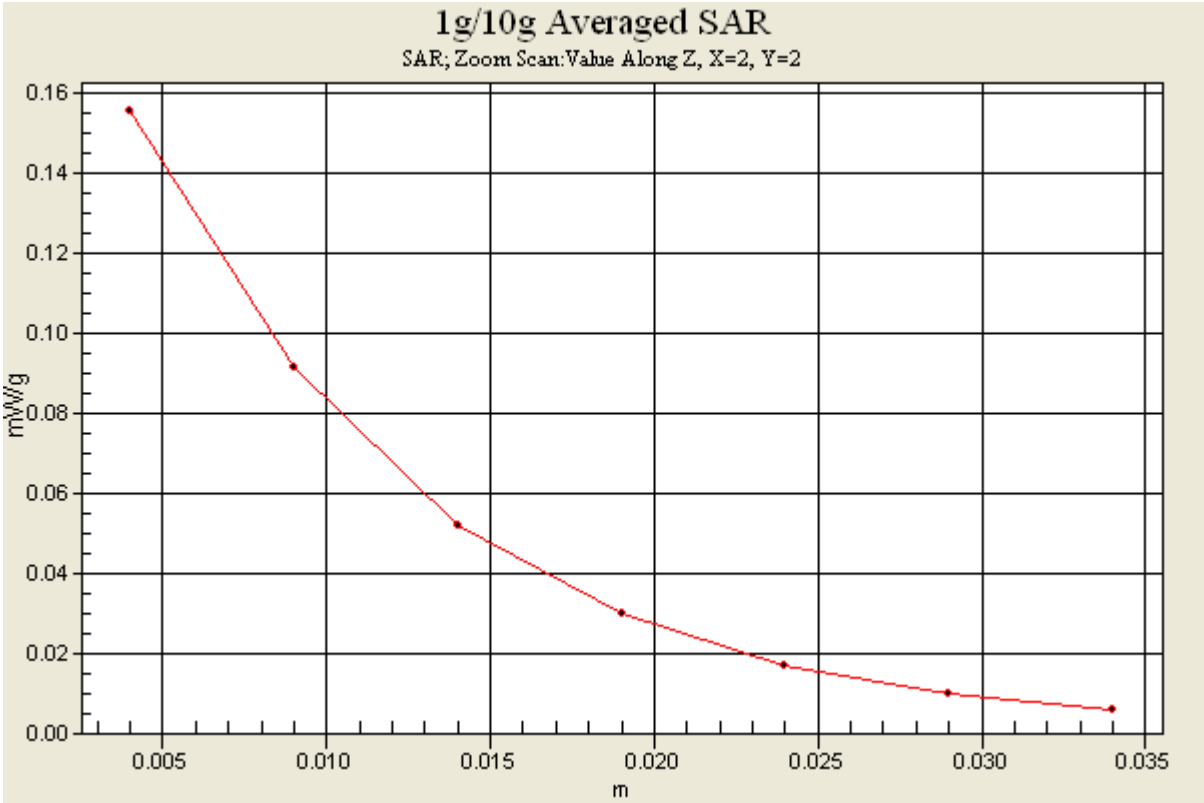

DIGITAL EMC CO., LTD

DUT: Smart-P300U; Type: PDA

Communication System: WCDMA 850 ; Frequency: 836.6 MHz;Duty Cycle: 1:1
Medium parameters used: f = 836.6 MHz; σ = 0.926 mho/m; ε_r = 40.2; ρ = 1000 kg/m^3
Phantom section: Left Section

DASY4 Configuration:
Probe: ET3DV6R - SN1703; ConvF(6.54, 6.54, 6.54); Calibrated: 2013-07-29; Electronics: DAE3 Sn520
Phantom: SAM with CRP; Type: SAM; Serial: TP-1221
Measurement SW: DASY4, V4.7 Build 80; Postprocessing SW: SEMCAD, V1.8 Build 186

Test Date: 2013-09-02; Ambient Temp:22.2; Tissue Temp:22.6

Left Touch, WCDMA850 Ch. 4183, Ant Internal, Standard Battery

Area Scan (81x141x1): Measurement grid: dx=15mm, dy=15mm
Zoom Scan (5x5x7)/Cube 0: Measurement grid: dx=8mm, dy=8mm, dz=5mm
Power Drift = 0.019 dB
Peak SAR (extrapolated) = 0.161 W/kg
SAR(1 g) = 0.122 mW/g; SAR(10 g) = 0.087 mW/g

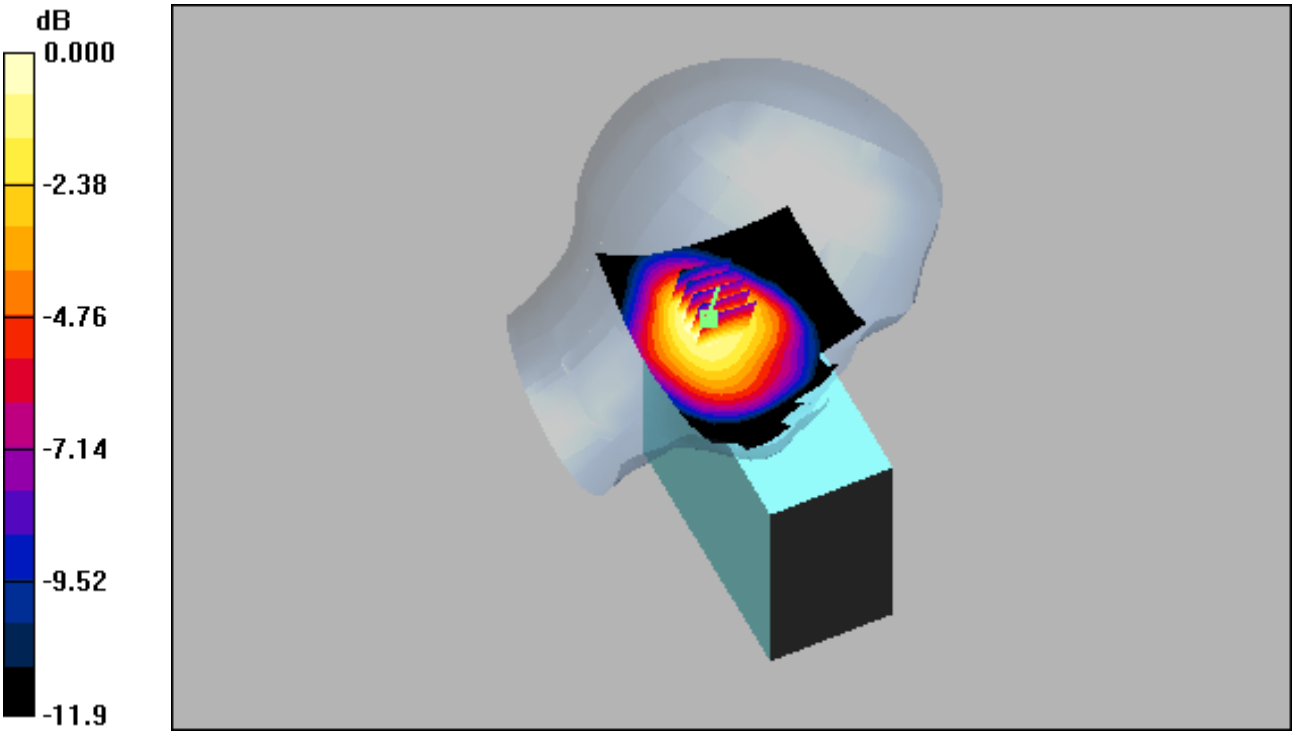

0 dB = 0.128mW/g

DIGITAL EMC CO., LTD

DUT: Smart-P300U; Type: PDA

Communication System: WCDMA 850 ; Frequency: 836.6 MHz;Duty Cycle: 1:1
Medium parameters used: f = 836.6 MHz; σ = 0.926 mho/m; ε_r = 40.2; ρ = 1000 kg/m^3
Phantom section: Right Section

DASY4 Configuration:
Probe: ET3DV6R - SN1703; ConvF(6.54, 6.54, 6.54); Calibrated: 2013-07-29; Electronics: DAE3 Sn520
Phantom: SAM with CRP; Type: SAM; Serial: TP-1221
Measurement SW: DASY4, V4.7 Build 80; Postprocessing SW: SEMCAD, V1.8 Build 186

Test Date: 2013-09-02; Ambient Temp:22.2; Tissue Temp:22.6

Right Touch, WCDMA850 Ch. 4183, Ant Internal, Standard Battery

Area Scan (81x141x1): Measurement grid: dx=15mm, dy=15mm
Zoom Scan (5x5x7)/Cube 0: Measurement grid: dx=8mm, dy=8mm, dz=5mm
Power Drift = 0.082 dB
Peak SAR (extrapolated) = 0.201 W/kg
SAR(1 g) = 0.141 mW/g; SAR(10 g) = 0.098 mW/g

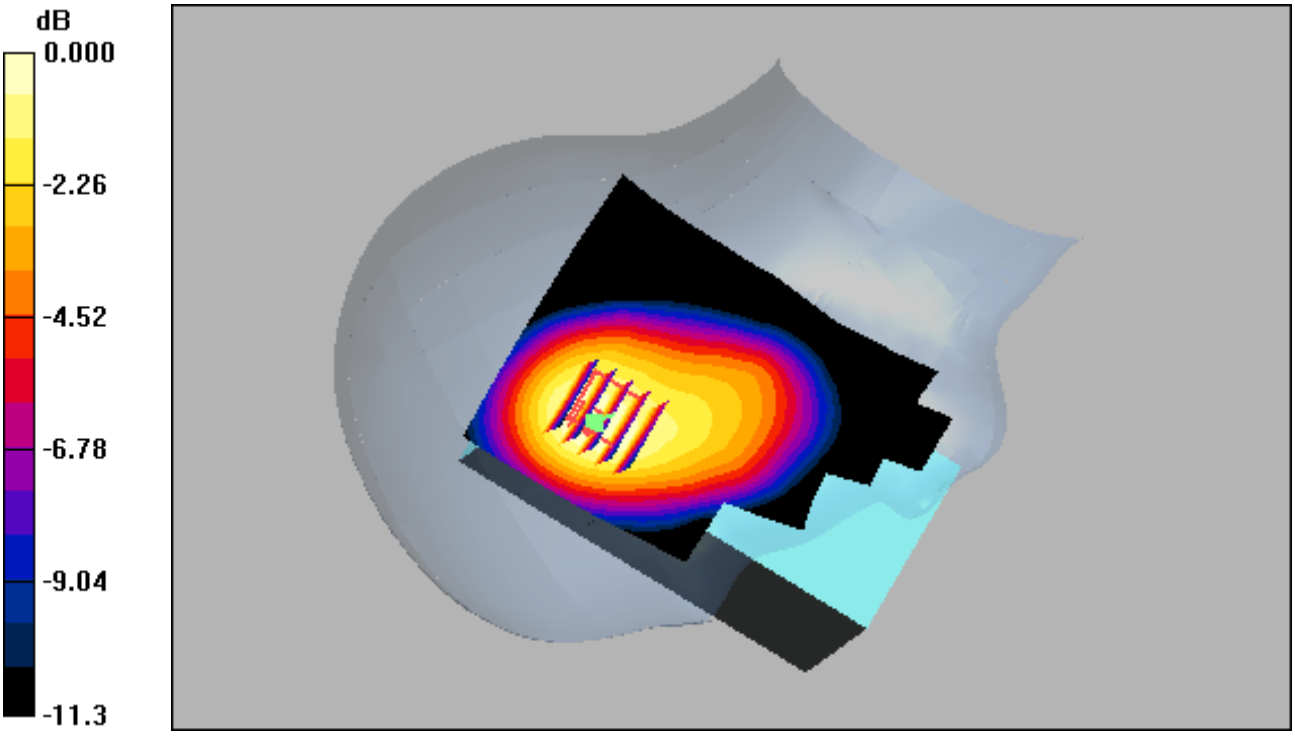

0 dB = 0.147mW/g

DIGITAL EMC CO., LTD

DUT: Smart-P300U; Type: PDA

Communication System: WCDMA 850 ; Frequency: 836.6 MHz;Duty Cycle: 1:1
Medium parameters used: f = 836.6 MHz; σ = 0.926 mho/m; ε_r = 40.2; ρ = 1000 kg/m^3
Phantom section: Left Section

DASY4 Configuration:
Probe: ET3DV6R - SN1703; ConvF(6.54, 6.54, 6.54); Calibrated: 2013-07-29; Electronics: DAE3 Sn520
Phantom: SAM with CRP; Type: SAM; Serial: TP-1221
Measurement SW: DASY4, V4.7 Build 80; Postprocessing SW: SEMCAD, V1.8 Build 186

Test Date: 2013-09-02; Ambient Temp:22.2; Tissue Temp:22.6

Left Tilt, WCDMA850 Ch. 4183, Ant Internal, Standard Battery

Area Scan (81x141x1): Measurement grid: dx=15mm, dy=15mm
Zoom Scan (5x5x7)/Cube 0: Measurement grid: dx=8mm, dy=8mm, dz=5mm
Power Drift = 0.067 dB
Peak SAR (extrapolated) = 0.134 W/kg
SAR(1 g) = 0.094 mW/g; SAR(10 g) = 0.063 mW/g

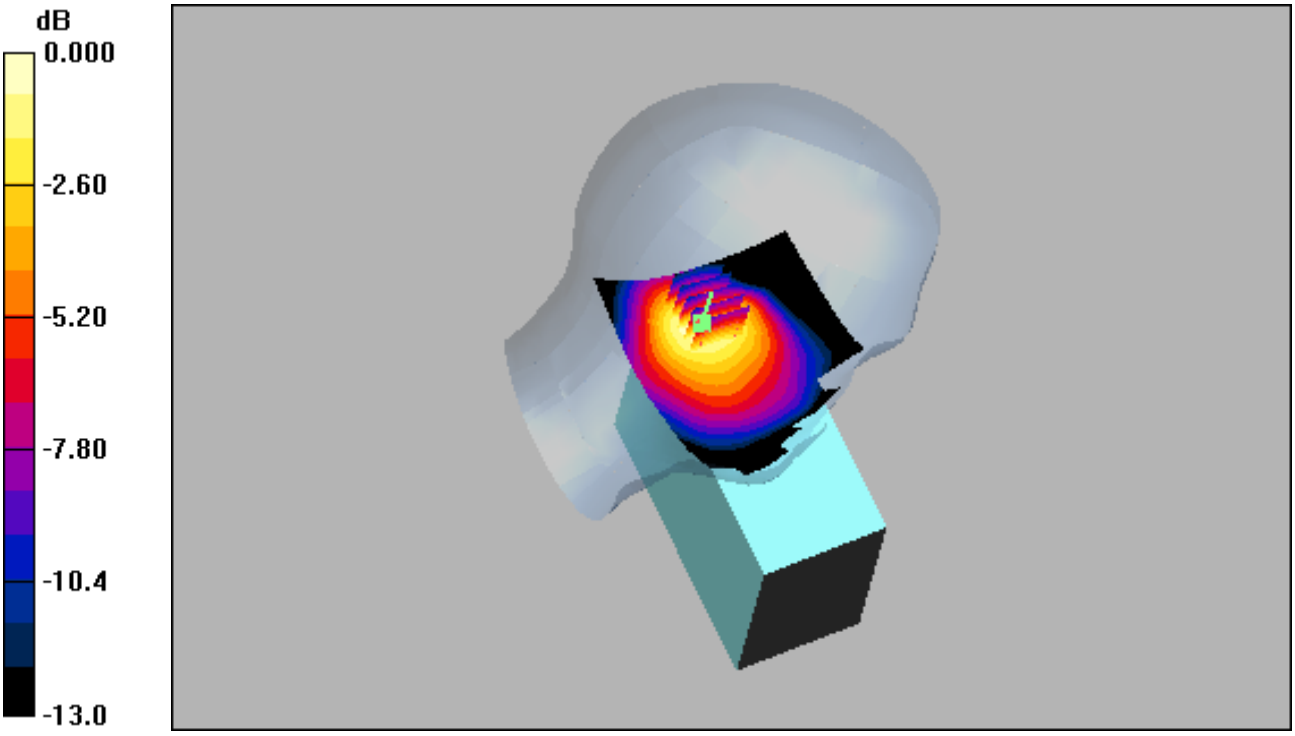

0 dB = 0.102mW/g

DIGITAL EMC CO., LTD

DUT: Smart-P300U; Type: PDA

Communication System: WCDMA 850 ; Frequency: 836.6 MHz;Duty Cycle: 1:1
Medium parameters used: f = 836.6 MHz; σ = 0.926 mho/m; ε_r = 40.2; ρ = 1000 kg/m^3
Phantom section: Right Section

DASY4 Configuration:
Probe: ET3DV6R - SN1703; ConvF(6.54, 6.54, 6.54); Calibrated: 2013-07-29; Electronics: DAE3 Sn520
Phantom: SAM with CRP; Type: SAM; Serial: TP-1221
Measurement SW: DASY4, V4.7 Build 80; Postprocessing SW: SEMCAD, V1.8 Build 186

Test Date: 2013-09-03; Ambient Temp:22.5; Tissue Temp:22.7

Right Tilt, WCDMA850 Ch. 4183, Ant Internal, Standard Battery

Area Scan (81x141x1): Measurement grid: dx=15mm, dy=15mm
Zoom Scan (5x5x7)/Cube 0: Measurement grid: dx=8mm, dy=8mm, dz=5mm
Power Drift = -0.079 dB
Peak SAR (extrapolated) = 0.161 W/kg
SAR(1 g) = 0.112 mW/g; SAR(10 g) = 0.076 mW/g

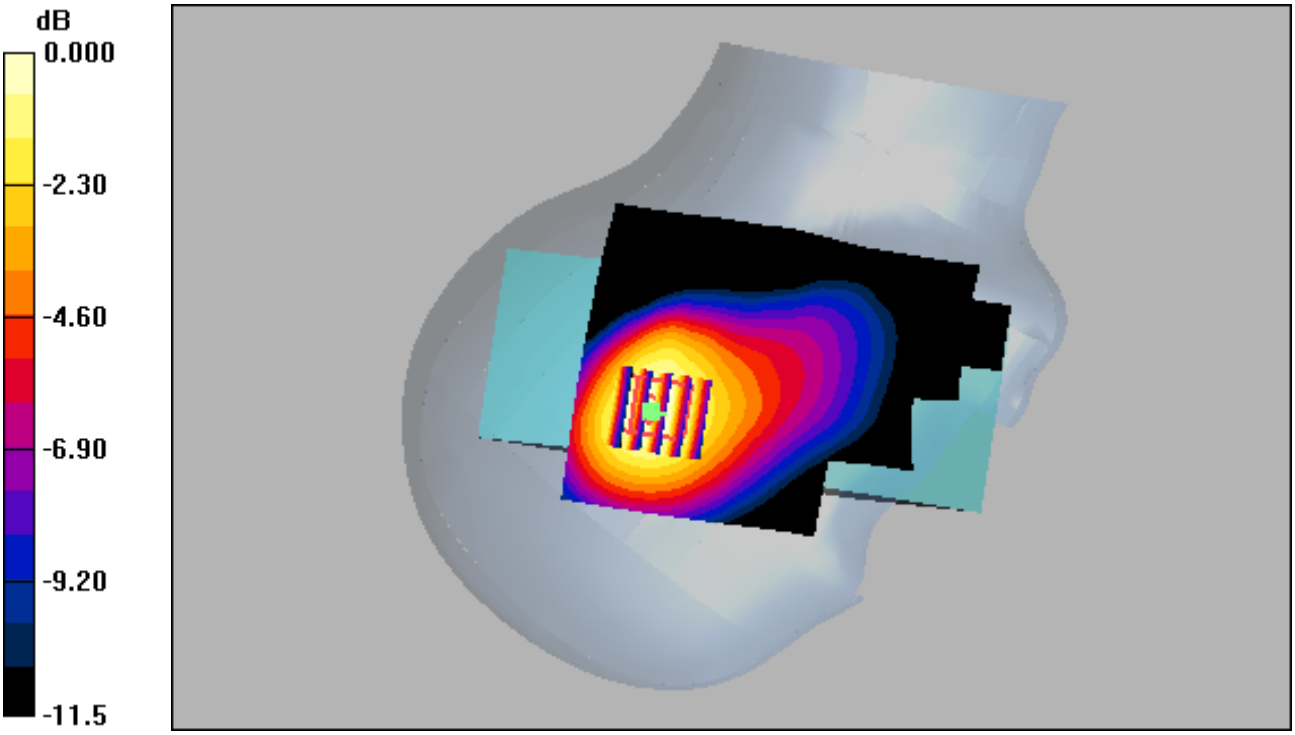

0 dB = 0.120mW/g

DIGITAL EMC CO., LTD

DUT: Smart-P300U; Type: PDA

Communication System: WCDMA 850 ; Frequency: 836.6 MHz;Duty Cycle: 1:1
Medium parameters used: f = 836.6 MHz; σ = 0.926 mho/m; ε_r = 40.2; ρ = 1000 kg/m^3
Phantom section: Right Section

DASY4 Configuration:
Probe: ET3DV6R - SN1703; ConvF(6.54, 6.54, 6.54); Calibrated: 2013-07-29; Electronics: DAE3 Sn520
Phantom: SAM with CRP; Type: SAM; Serial: TP-1221
Measurement SW: DASY4, V4.7 Build 80; Postprocessing SW: SEMCAD, V1.8 Build 186

Test Date: 2013-09-02; Ambient Temp:22.2; Tissue Temp:22.6

Right Touch, WCDMA850 Ch. 4183, Ant Internal, Standard Battery

Area Scan (81x141x1): Measurement grid: dx=15mm, dy=15mm
Zoom Scan (5x5x7)/Cube 0: Measurement grid: dx=8mm, dy=8mm, dz=5mm
Power Drift = 0.082 dB
Peak SAR (extrapolated) = 0.201 W/kg
SAR(1 g) = 0.141 mW/g; SAR(10 g) = 0.098 mW/g

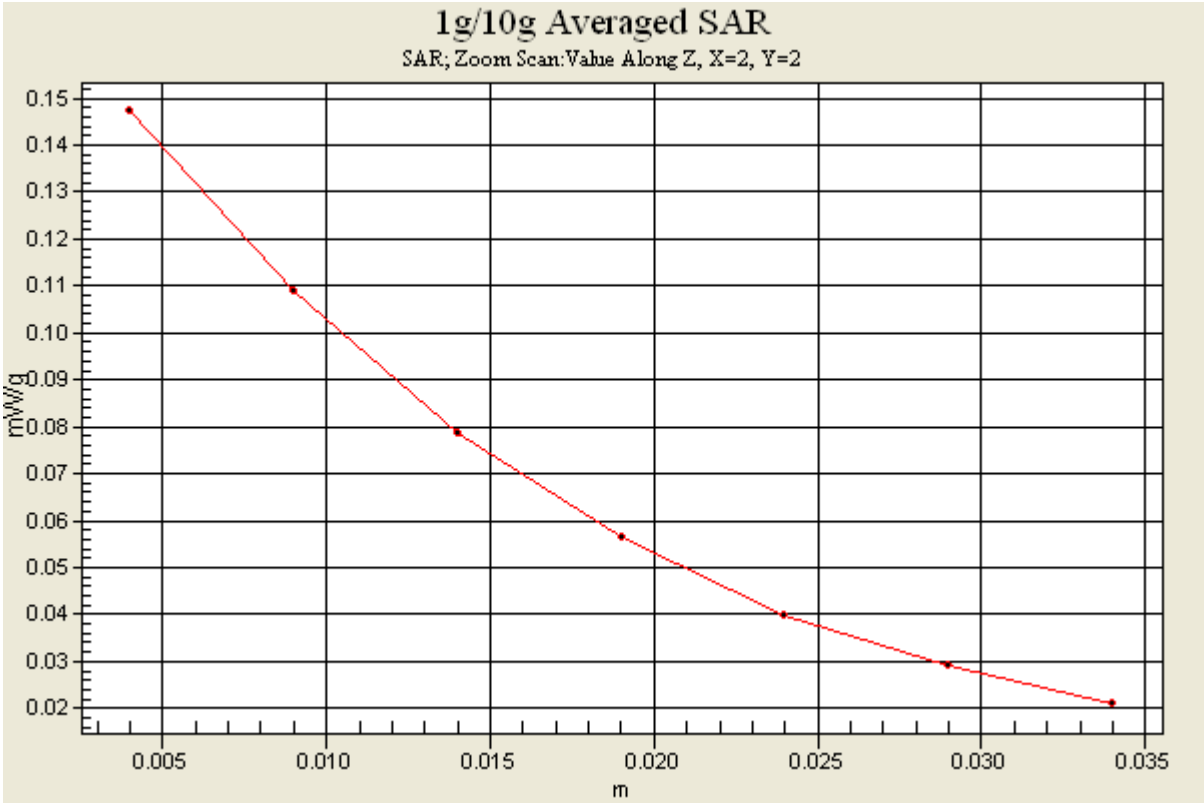

DIGITAL EMC CO., LTD

DUT: Smart-P300U; Type: PDA

Communication System: WCDMA 1900; Frequency: 1880 MHz;Duty Cycle: 1:1
Medium parameters used: f = 1880 MHz; σ = 1.41 mho/m; ε_r = 40.6; ρ = 1000 kg/m^3
Phantom section: Left Section

DASY4 Configuration:
Probe: ET3DV6R - SN1703; ConvF(5.19, 5.19, 5.19); Calibrated: 2013-07-29; Electronics: DAE3 Sn520
Phantom: SAM with CRP; Type: SAM; Serial: TP-1221
Measurement SW: DASY4, V4.7 Build 80; Postprocessing SW: SEMCAD, V1.8 Build 186

Test Date: 2013-08-28; Ambient Temp:22.1; Tissue Temp:22.7

Left Touch, WCDMA 1900 Ch. 9400, Ant Internal, Standard Battery

Area Scan (81x141x1): Measurement grid: dx=15mm, dy=15mm
Zoom Scan (5x5x7)/Cube 0: Measurement grid: dx=8mm, dy=8mm, dz=5mm
Power Drift = -0.085 dB
Peak SAR (extrapolated) = 0.333 W/kg
SAR(1 g) = 0.231 mW/g; SAR(10 g) = 0.147 mW/g



0 dB = 0.249mW/g

DIGITAL EMC CO., LTD

DUT: Smart-P300U; Type: PDA

Communication System: WCDMA 1900; Frequency: 1880 MHz;Duty Cycle: 1:1
Medium parameters used: f = 1880 MHz; σ = 1.41 mho/m; ε_r = 40.6; ρ = 1000 kg/m^3
Phantom section: Right Section

DASY4 Configuration:
Probe: ET3DV6R - SN1703; ConvF(5.19, 5.19, 5.19); Calibrated: 2013-07-29; Electronics: DAE3 Sn520
Phantom: SAM with CRP; Type: SAM; Serial: TP-1221
Measurement SW: DASY4, V4.7 Build 80; Postprocessing SW: SEMCAD, V1.8 Build 186

Test Date: 2013-08-28; Ambient Temp:22.1; Tissue Temp:22.7

Right Touch, WCDMA 1900 Ch. 9400, Ant Internal, Standard Battery

Area Scan (81x141x1): Measurement grid: dx=15mm, dy=15mm
Zoom Scan (5x5x7)/Cube 0: Measurement grid: dx=8mm, dy=8mm, dz=5mm
Power Drift = -0.090 dB
Peak SAR (extrapolated) = 0.532 W/kg
SAR(1 g) = 0.328 mW/g; SAR(10 g) = 0.191 mW/g

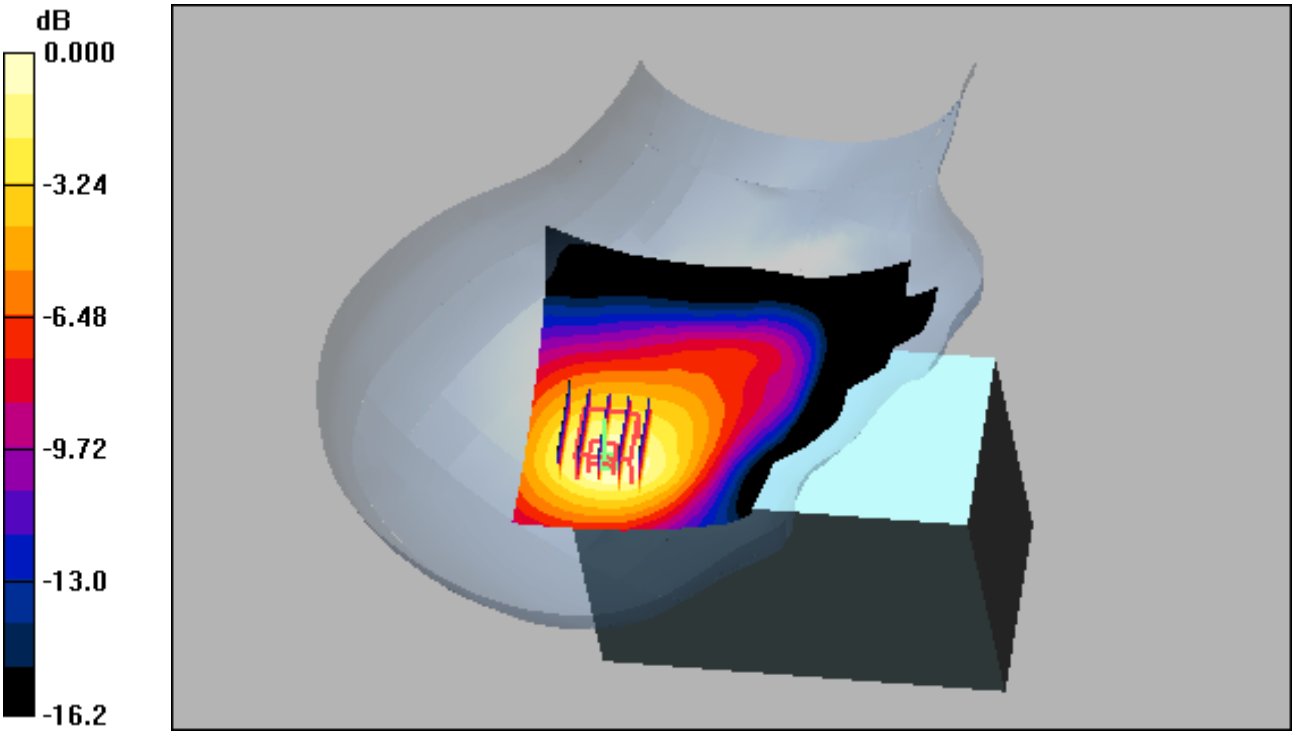

0 dB = 0.358mW/g

DIGITAL EMC CO., LTD

DUT: Smart-P300U; Type: PDA

Communication System: WCDMA 1900; Frequency: 1880 MHz;Duty Cycle: 1:1
Medium parameters used: f = 1880 MHz; σ = 1.41 mho/m; ε_r = 40.6; ρ = 1000 kg/m^3
Phantom section: Left Section

DASY4 Configuration:
Probe: ET3DV6R - SN1703; ConvF(5.19, 5.19, 5.19); Calibrated: 2013-07-29; Electronics: DAE3 Sn520
Phantom: SAM with CRP; Type: SAM; Serial: TP-1221
Measurement SW: DASY4, V4.7 Build 80; Postprocessing SW: SEMCAD, V1.8 Build 186

Test Date: 2013-08-28; Ambient Temp:22.1; Tissue Temp:22.7

Left Tilt, WCDMA 1900 Ch. 9400, Ant Internal, Standard Battery

Area Scan (81x141x1): Measurement grid: dx=15mm, dy=15mm
Zoom Scan (5x5x7)/Cube 0: Measurement grid: dx=8mm, dy=8mm, dz=5mm
Power Drift = 0.007 dB
Peak SAR (extrapolated) = 0.318 W/kg
SAR(1 g) = 0.208 mW/g; SAR(10 g) = 0.126 mW/g

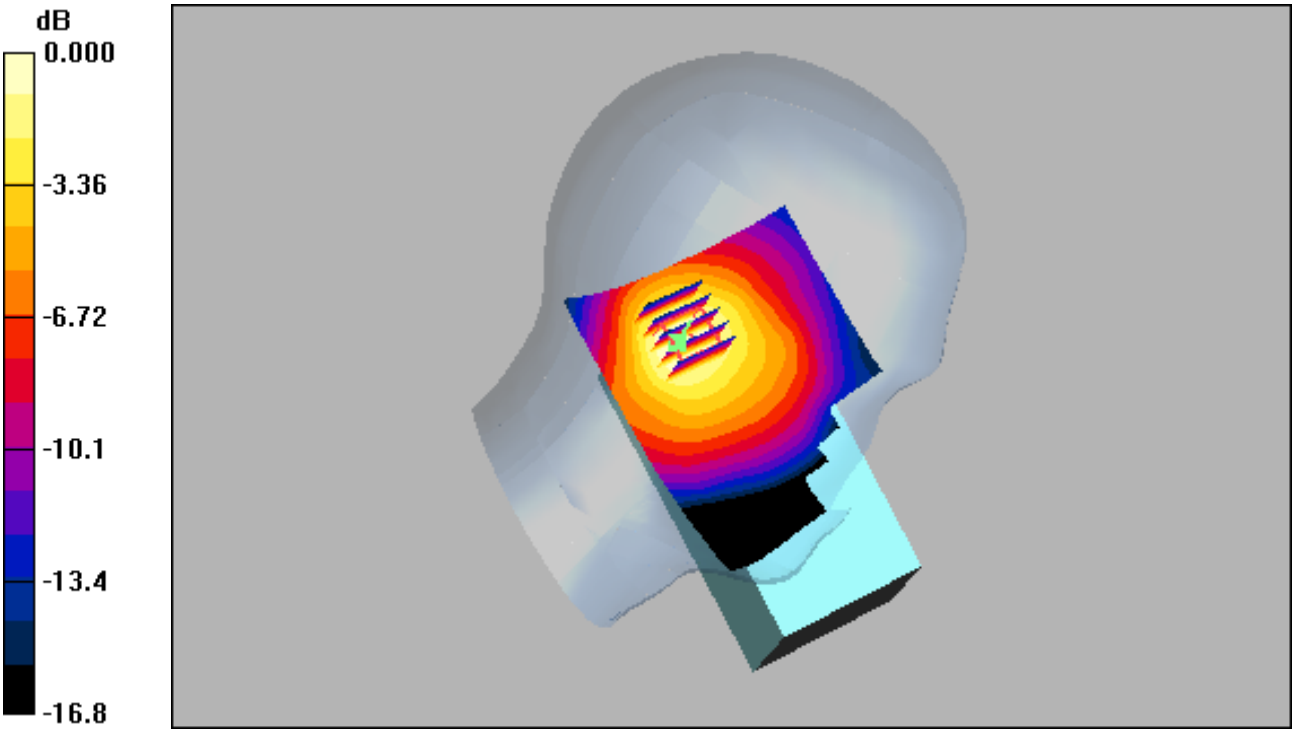

0 dB = 0.231mW/g

DIGITAL EMC CO., LTD

DUT: Smart-P300U; Type: PDA;

Communication System: WCDMA 1900; Frequency: 1880 MHz;Duty Cycle: 1:1
Medium parameters used: f = 1880 MHz; σ = 1.41 mho/m; ε_r = 40.6; ρ = 1000 kg/m^3
Phantom section: Right Section

DASY4 Configuration:
Probe: ET3DV6R - SN1703; ConvF(5.19, 5.19, 5.19); Calibrated: 2013-07-29; Electronics: DAE3 Sn520
Phantom: SAM with CRP; Type: SAM; Serial: TP-1221
Measurement SW: DASY4, V4.7 Build 80; Postprocessing SW: SEMCAD, V1.8 Build 186

Test Date: 2013-08-28; Ambient Temp:22.1; Tissue Temp:22.7

Right Tilt, WCDMA 1900 Ch. 9400, Ant Internal, Standard Battery

Area Scan (81x141x1): Measurement grid: dx=15mm, dy=15mm
Zoom Scan (5x5x7)/Cube 0: Measurement grid: dx=8mm, dy=8mm, dz=5mm
Power Drift = -0.116 dB
Peak SAR (extrapolated) = 0.462 W/kg
SAR(1 g) = 0.277 mW/g; SAR(10 g) = 0.160 mW/g

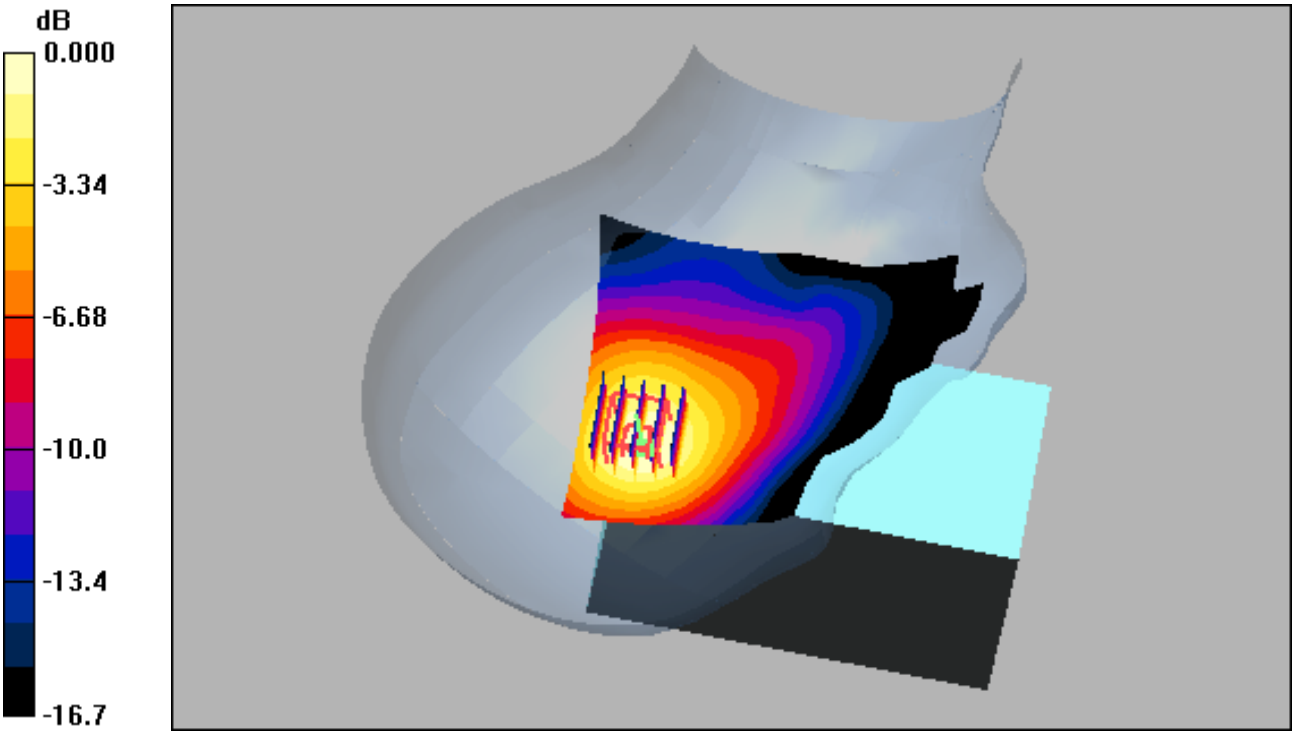

0 dB = 0.302mW/g

DIGITAL EMC CO., LTD

DUT: Smart-P300U; Type: PDA

Communication System: WCDMA 1900; Frequency: 1880 MHz;Duty Cycle: 1:1
Medium parameters used: f = 1880 MHz; σ = 1.41 mho/m; ε_r = 40.6; ρ = 1000 kg/m^3
Phantom section: Right Section

DASY4 Configuration:
Probe: ET3DV6R - SN1703; ConvF(5.19, 5.19, 5.19); Calibrated: 2013-07-29; Electronics: DAE3 Sn520
Phantom: SAM with CRP; Type: SAM; Serial: TP-1221
Measurement SW: DASY4, V4.7 Build 80; Postprocessing SW: SEMCAD, V1.8 Build 186

Test Date: 2013-08-28; Ambient Temp:22.1; Tissue Temp:22.7

Right Touch, WCMA1900 Ch. 9400, Ant Internal, Standard Battery

Area Scan (81x141x1): Measurement grid: dx=15mm, dy=15mm
Zoom Scan (5x5x7)/Cube 0: Measurement grid: dx=8mm, dy=8mm, dz=5mm
Power Drift = -0.090 dB
Peak SAR (extrapolated) = 0.532 W/kg
SAR(1 g) = 0.328 mW/g; SAR(10 g) = 0.191 mW/g

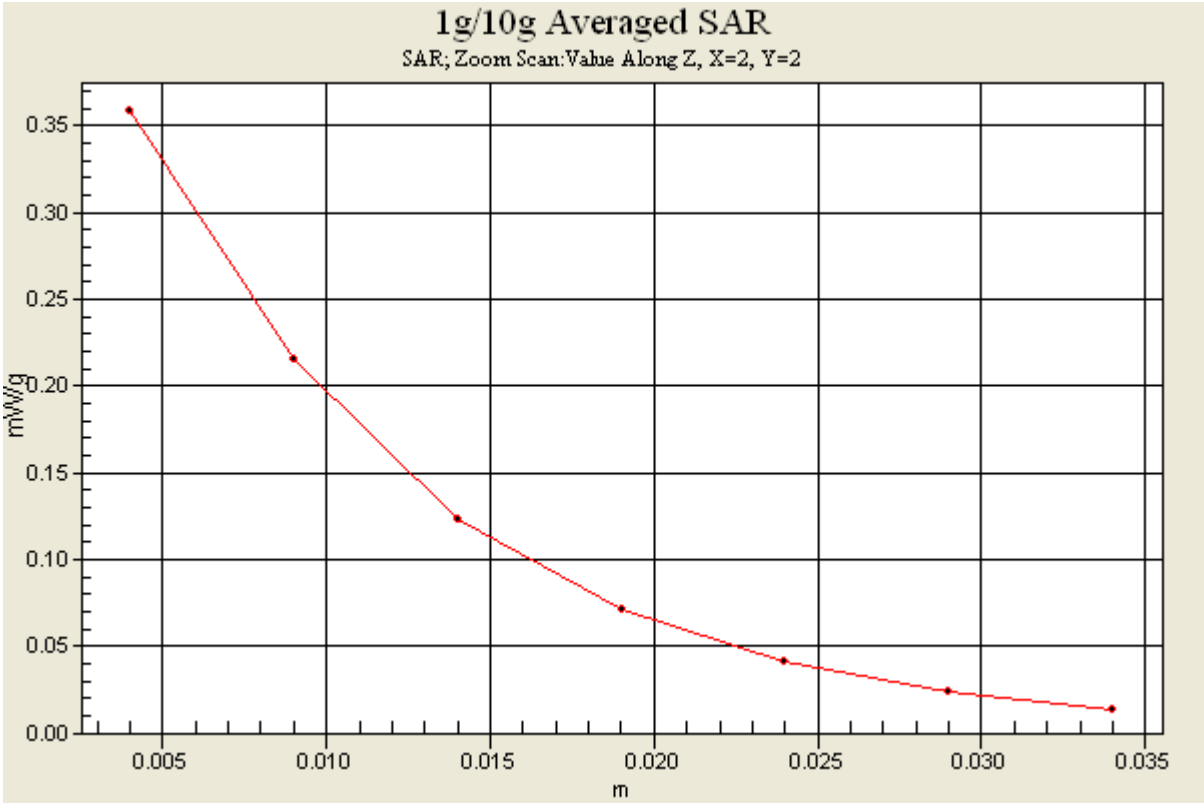

DIGITAL EMC CO., LTD

DUT: Smart-P300U; Type: PDA

Communication System: W-LAN; Frequency: 2462 MHz;Duty Cycle: 1:1
Medium parameters used: f = 2462 MHz; σ = 1.81 mho/m; ε_r = 38.8; ρ = 1000 kg/m^3
Phantom section: Left Section

DASY4 Configuration:
Probe: ET3DV6R - SN1703; ConvF(4.62, 4.62, 4.62); Calibrated: 2013-07-29; Electronics: DAE3 Sn520
Phantom: SAM with CRP; Type: SAM; Serial: TP-1221
Measurement SW: DASY4, V4.7 Build 80; Postprocessing SW: SEMCAD, V1.8 Build 186

Test Date: 2013-08-29; Ambient Temp:22.3; Tissue Temp:22.8

Left Touch, W-LAN(802.11b) Ch. 11, Ant Internal, Standard Battery

Area Scan (101x171x1): Measurement grid: dx=12mm, dy=12mm
Zoom Scan (7x7x7)/Cube 0: Measurement grid: dx=5mm, dy=5mm, dz=5mm
Power Drift = -0.046 dB
Peak SAR (extrapolated) = 0.651 W/kg
SAR(1 g) = 0.278 mW/g; SAR(10 g) = 0.126 mW/g

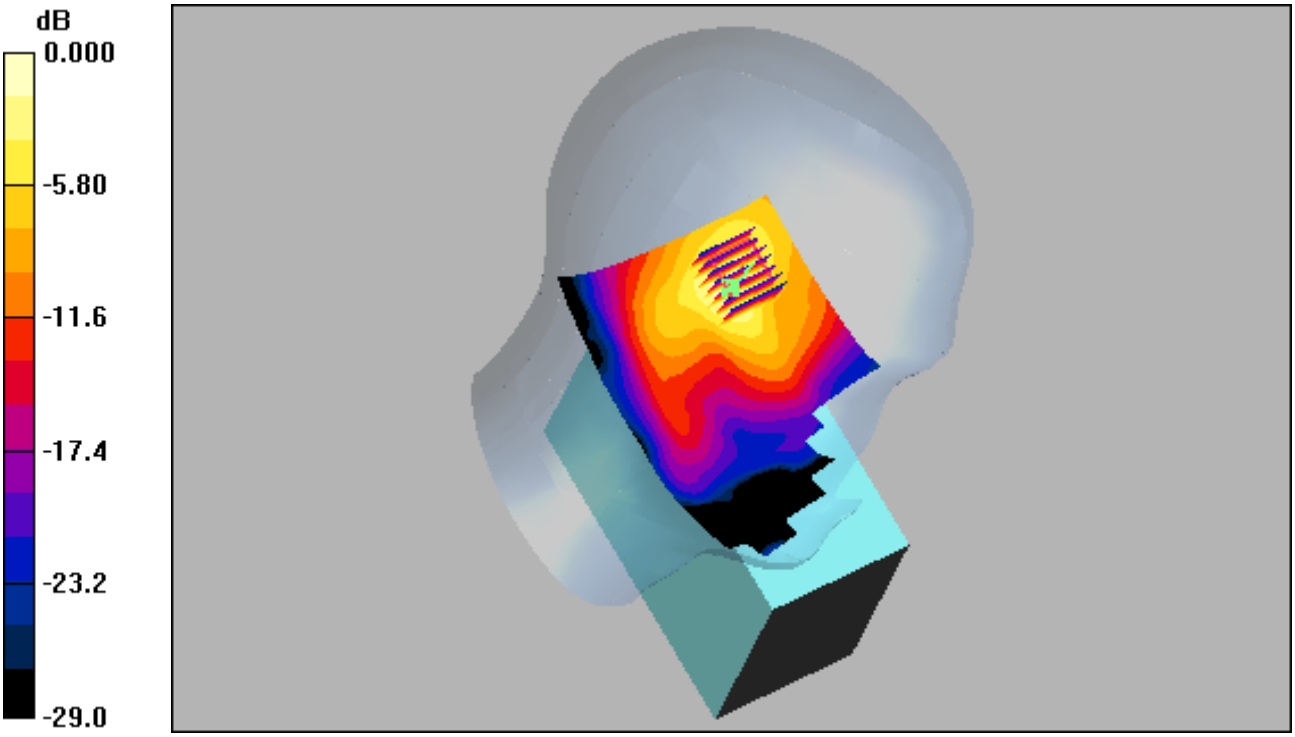

0 dB = 0.300mW/g

DIGITAL EMC CO., LTD

DUT: Smart-P300U; Type: PDA

Communication System: W-LAN; Frequency: 2462 MHz;Duty Cycle: 1:1
Medium parameters used: f = 2462 MHz; σ = 1.81 mho/m; ε_r = 38.8; ρ = 1000 kg/m^3
Phantom section: Right Section

DASY4 Configuration:
Probe: ET3DV6R - SN1703; ConvF(4.62, 4.62, 4.62); Calibrated: 2013-07-29; Electronics: DAE3 Sn520
Phantom: SAM with CRP; Type: SAM; Serial: TP-1221
Measurement SW: DASY4, V4.7 Build 80; Postprocessing SW: SEMCAD, V1.8 Build 186

Test Date: 2013-08-29; Ambient Temp:22.3; Tissue Temp:22.8

Right Touch, W-LAN(802.11b) Ch. 11, Ant Internal, Standard Battery

Area Scan (101x171x1): Measurement grid: dx=12mm, dy=12mm
Zoom Scan (7x7x7)/Cube 0: Measurement grid: dx=5mm, dy=5mm, dz=5mm
Power Drift = 0.052 dB
Peak SAR (extrapolated) = 0.373 W/kg
SAR(1 g) = 0.179 mW/g; SAR(10 g) = 0.088 mW/g

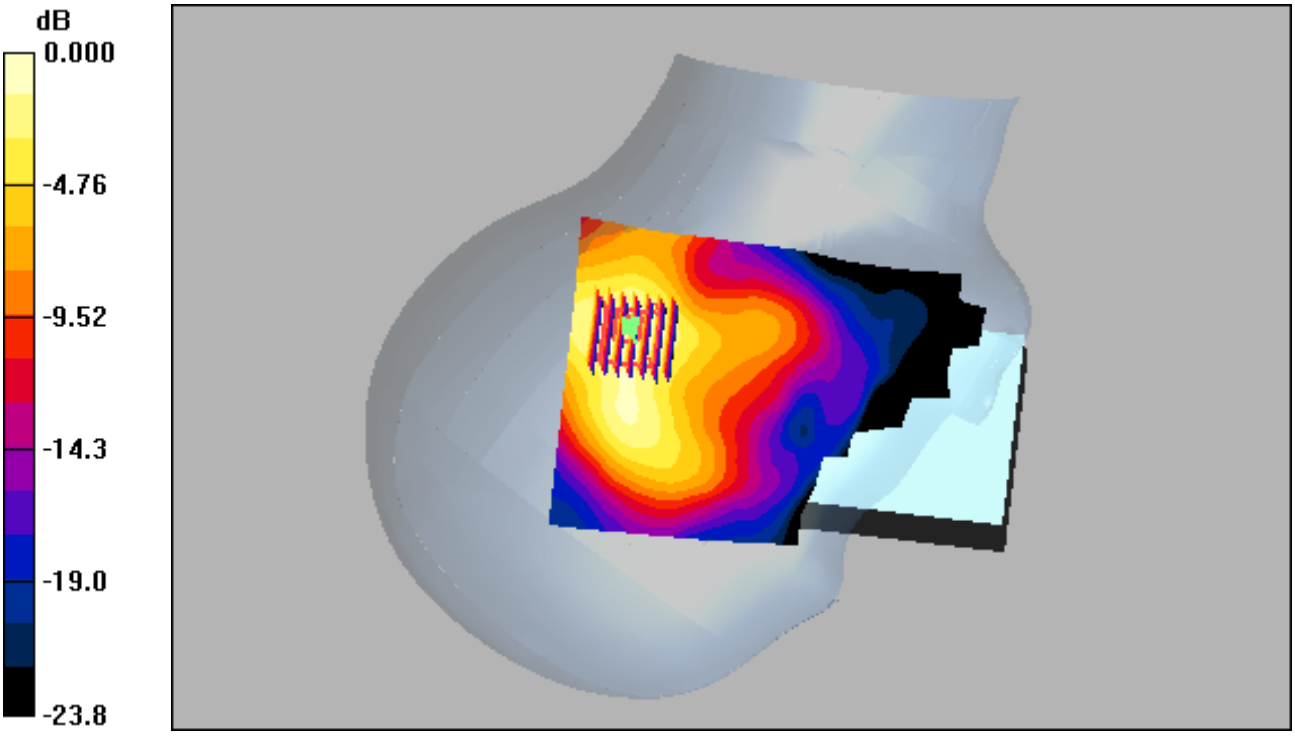

0 dB = 0.197mW/g

DIGITAL EMC CO., LTD

DUT: Smart-P300U; Type: PDA

Communication System: W-LAN; Frequency: 2462 MHz;Duty Cycle: 1:1
Medium parameters used: f = 2462 MHz; σ = 1.81 mho/m; ε_r = 38.8; ρ = 1000 kg/m^3
Phantom section: Left Section

DASY4 Configuration:
Probe: ET3DV6R - SN1703; ConvF(4.62, 4.62, 4.62); Calibrated: 2013-07-29; Electronics: DAE3 Sn520
Phantom: SAM with CRP; Type: SAM; Serial: TP-1221
Measurement SW: DASY4, V4.7 Build 80; Postprocessing SW: SEMCAD, V1.8 Build 186

Test Date: 2013-08-29; Ambient Temp:22.3; Tissue Temp:22.8

Left Tilt, W-LAN(802.11b) Ch. 11, Ant Internal, Standard Battery

Area Scan (101x171x1): Measurement grid: dx=12mm, dy=12mm
Zoom Scan (7x7x7)/Cube 0: Measurement grid: dx=5mm, dy=5mm, dz=5mm
Power Drift = 0.067 dB
Peak SAR (extrapolated) = 0.103 W/kg
SAR(1 g) = 0.047 mW/g; SAR(10 g) = 0.022 mW/g



0 dB = 0.052mW/g

DIGITAL EMC CO., LTD

DUT: Smart-P300U; Type: PDA

Communication System: W-LAN; Frequency: 2462 MHz;Duty Cycle: 1:1
Medium parameters used: f = 2462 MHz; σ = 1.81 mho/m; ε_r = 38.8; ρ = 1000 kg/m^3
Phantom section: Right Section

DASY4 Configuration:
Probe: ET3DV6R - SN1703; ConvF(4.62, 4.62, 4.62); Calibrated: 2013-07-29; Electronics: DAE3 Sn520
Phantom: SAM with CRP; Type: SAM; Serial: TP-1221
Measurement SW: DASY4, V4.7 Build 80; Postprocessing SW: SEMCAD, V1.8 Build 186

Test Date: 2013-08-29; Ambient Temp:22.3; Tissue Temp:22.8

Right Tilt, W-LAN(802.11b) Ch. 11, Ant Internal, Standard Battery

Area Scan (101x171x1): Measurement grid: dx=12mm, dy=12mm
Zoom Scan (7x7x7)/Cube 0: Measurement grid: dx=5mm, dy=5mm, dz=5mm
Power Drift = 0.086 dB
Peak SAR (extrapolated) = 0.134 W/kg
SAR(1 g) = 0.064 mW/g; SAR(10 g) = 0.031 mW/g

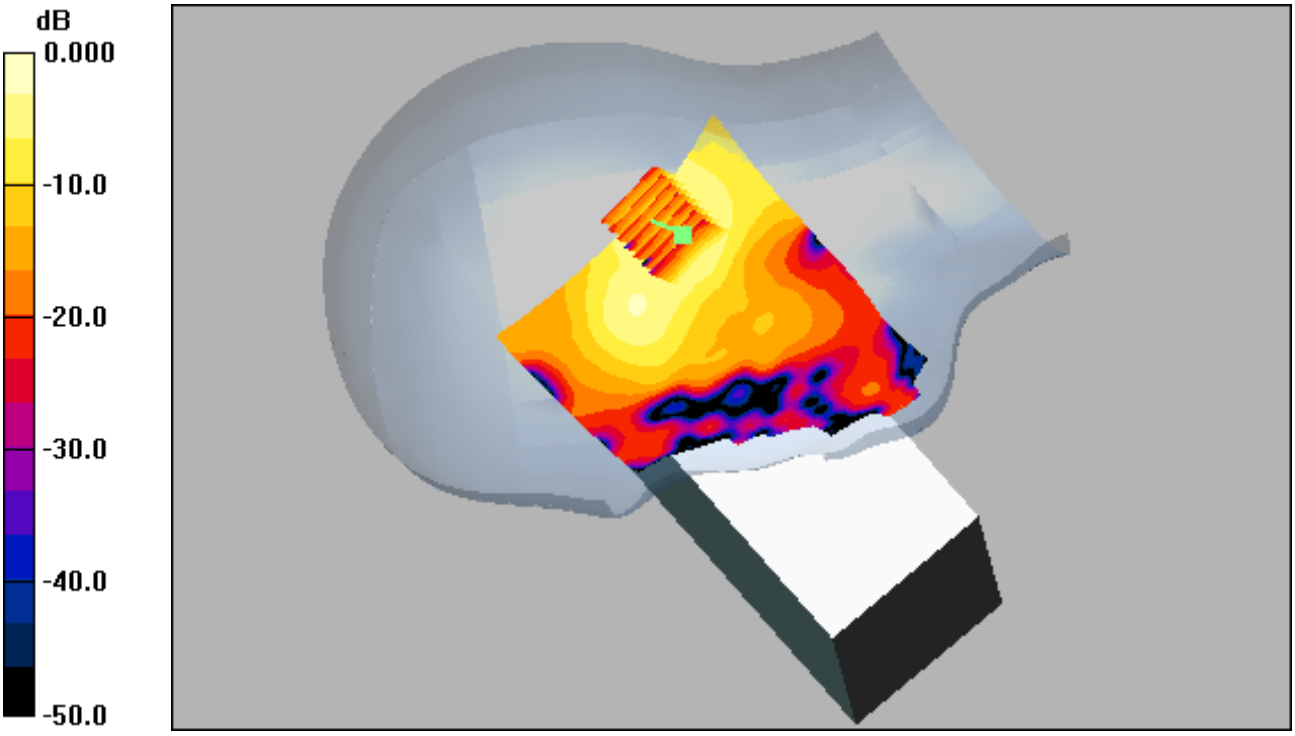

0 dB = 0.071mW/g

DIGITAL EMC CO., LTD

DUT: Smart-P300U; Type: PDA

Communication System: W-LAN; Frequency: 2462 MHz;Duty Cycle: 1:1
Medium parameters used: f = 2462 MHz; σ = 1.81 mho/m; ε_r = 38.8; ρ = 1000 kg/m^3
Phantom section: Left Section

DASY4 Configuration:
Probe: ET3DV6R - SN1703; ConvF(4.62, 4.62, 4.62); Calibrated: 2013-07-29; Electronics: DAE3 Sn520
Phantom: SAM with CRP; Type: SAM; Serial: TP-1221
Measurement SW: DASY4, V4.7 Build 80; Postprocessing SW: SEMCAD, V1.8 Build 186

Test Date: 2013-08-29; Ambient Temp:22.3; Tissue Temp:22.8

Left Touch, W-LAN(802.11b) Ch. 11, Ant Internal, Standard Battery

Area Scan (101x171x1): Measurement grid: dx=12mm, dy=12mm
Zoom Scan (7x7x7)/Cube 0: Measurement grid: dx=5mm, dy=5mm, dz=5mm
Power Drift = -0.046 dB
Peak SAR (extrapolated) = 0.651 W/kg
SAR(1 g) = 0.278 mW/g; SAR(10 g) = 0.126 mW/g

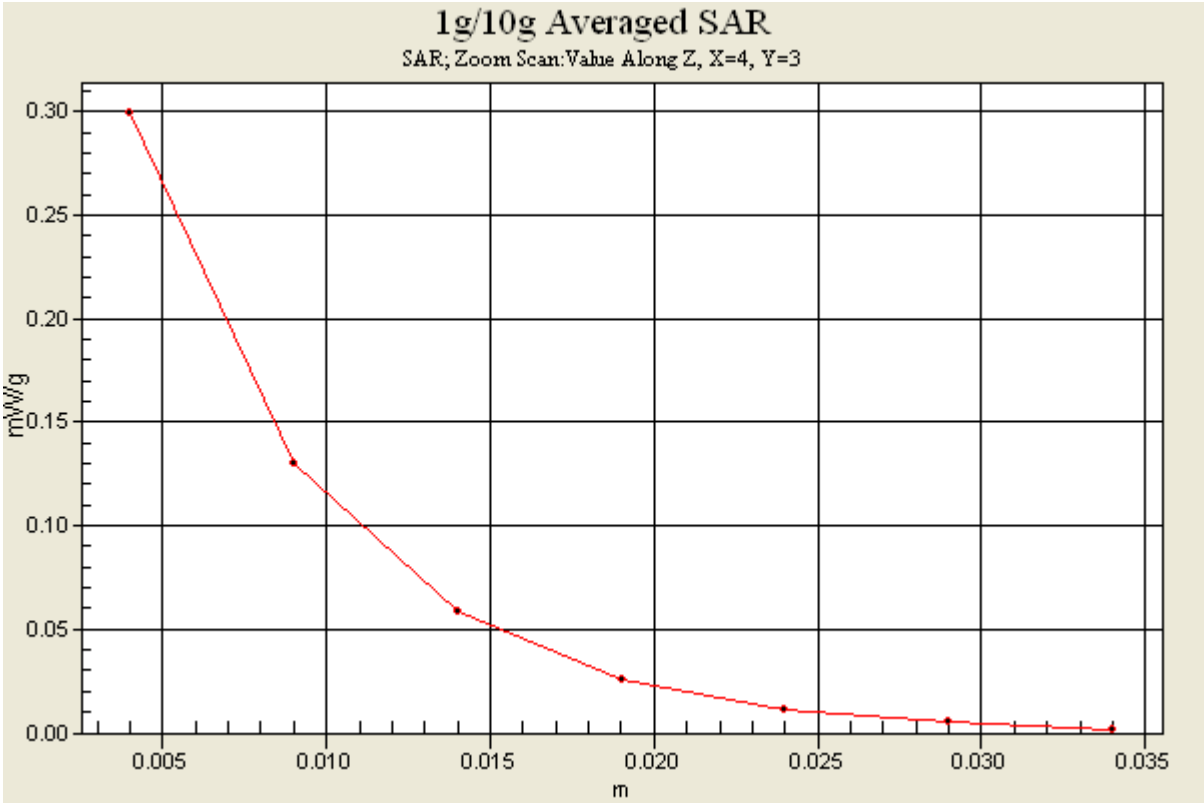

DIGITAL EMC CO., LTD

DUT: Smart-P300U; Type: PDA

Communication System: GSM 850; Frequency: 836.6 MHz;Duty Cycle: 1:4.15
Medium parameters used: f = 836.6 MHz; σ = 0.953 mho/m; ε_r = 53.6; ρ = 1000 kg/m^3
Phantom section: Flat Section

DASY4 Configuration:
Probe: ET3DV6R - SN1703; ConvF(6.39, 6.39, 6.39); Calibrated: 2013-07-29; Electronics: DAE3 Sn520
Phantom: SAM with CRP; Type: SAM; Serial: TP-1221
Measurement SW: DASY4, V4.7 Build 80; Postprocessing SW: SEMCAD, V1.8 Build 186

Test Date: 2013-08-30; Ambient Temp: 22.5; Tissue Temp:22.9

Touch from Body, Top #1, GSM850 GPRS 2 Tx Ch. 190, Ant Internal

Area Scan (101x101x1): Measurement grid: dx=15mm, dy=15mm
Zoom Scan (5x5x7)/Cube 0: Measurement grid: dx=8mm, dy=8mm, dz=5mm
Power Drift = 0.119 dB
Peak SAR (extrapolated) = 0.062 W/kg
SAR(1 g) = 0.045 mW/g; SAR(10 g) = 0.030 mW/g

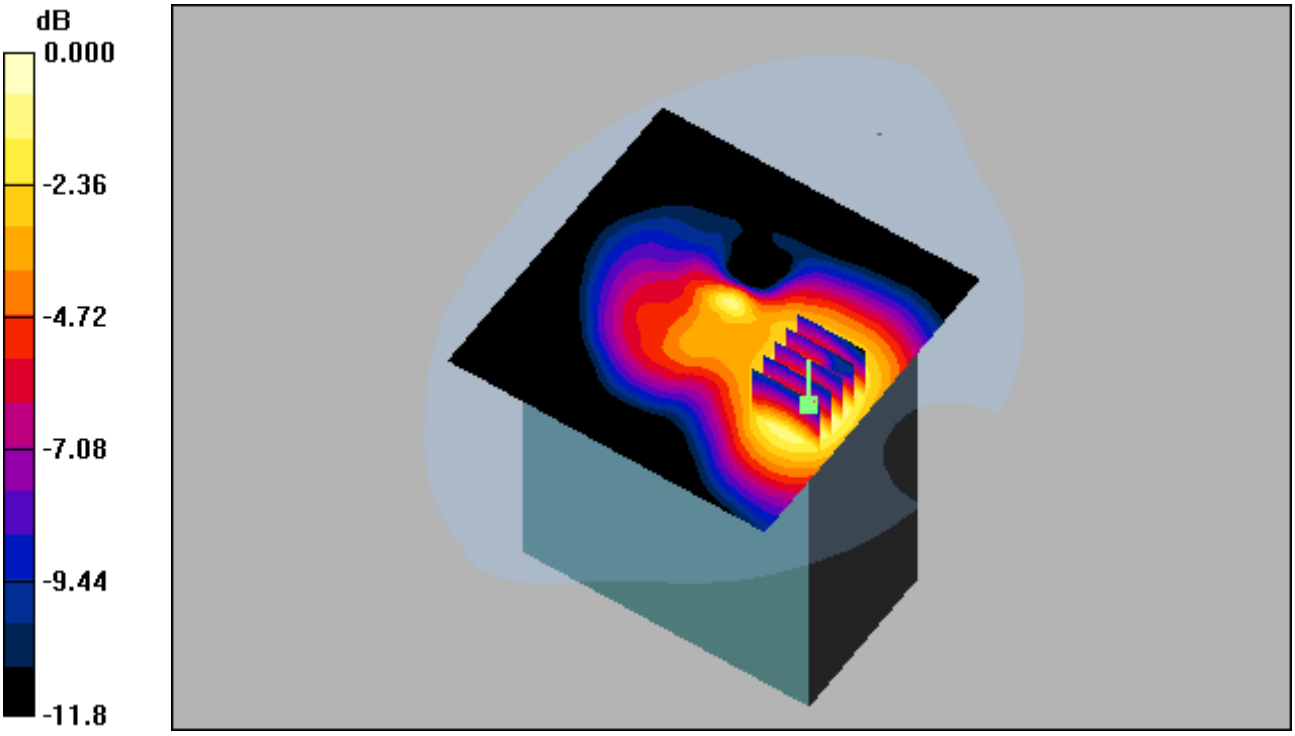

0 dB = 0.048mW/g

DIGITAL EMC CO., LTD

DUT: Smart-P300U; Type: PDA

Communication System: GSM 850; Frequency: 836.6 MHz;Duty Cycle: 1:4.15
Medium parameters used: f = 836.6 MHz; σ = 0.953 mho/m; ε_r = 53.6; ρ = 1000 kg/m^3
Phantom section: Flat Section

DASY4 Configuration:
Probe: ET3DV6R - SN1703; ConvF(6.39, 6.39, 6.39); Calibrated: 2013-07-29; Electronics: DAE3 Sn520
Phantom: SAM with CRP; Type: SAM; Serial: TP-1221
Measurement SW: DASY4, V4.7 Build 80; Postprocessing SW: SEMCAD, V1.8 Build 186

Test Date: 2013-08-30; Ambient Temp: 22.5; Tissue Temp:22.9

Touch from Body, Top #2, GSM850 GPRS 2 Tx Ch. 190, Ant Internal

Area Scan (101x101x1): Measurement grid: dx=15mm, dy=15mm
Zoom Scan (5x5x7)/Cube 0: Measurement grid: dx=8mm, dy=8mm, dz=5mm
Power Drift = -0.197 dB
Peak SAR (extrapolated) = 0.263 W/kg
SAR(1 g) = 0.156 mW/g; SAR(10 g) = 0.096 mW/g

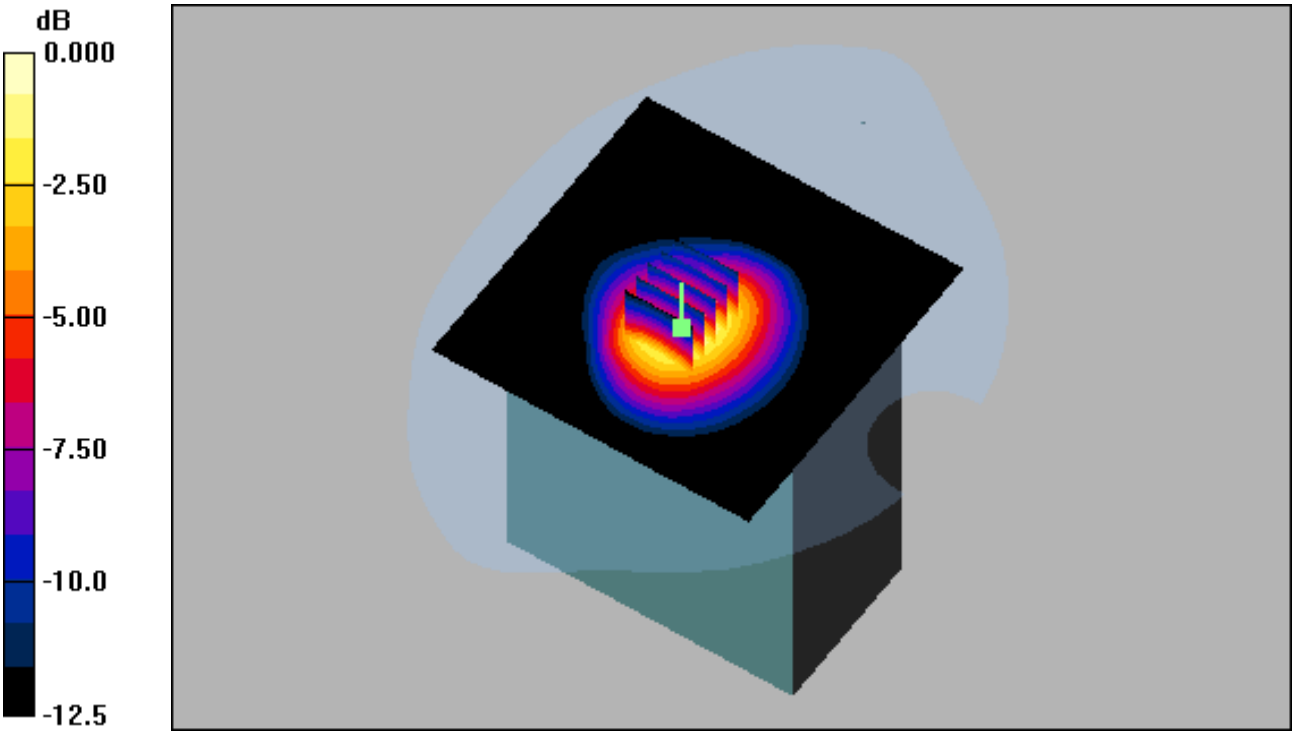

0 dB = 0.167mW/g

DIGITAL EMC CO., LTD

DUT: Smart-P300U; Type: PDA

Communication System: GSM 850; Frequency: 836.6 MHz;Duty Cycle: 1:4.15
Medium parameters used: f = 836.6 MHz; σ = 0.953 mho/m; ε_r = 53.6; ρ = 1000 kg/m^3
Phantom section: Flat Section

DASY4 Configuration:
Probe: ET3DV6R - SN1703; ConvF(6.39, 6.39, 6.39); Calibrated: 2013-07-29; Electronics: DAE3 Sn520
Phantom: SAM with CRP; Type: SAM; Serial: TP-1221
Measurement SW: DASY4, V4.7 Build 80; Postprocessing SW: SEMCAD, V1.8 Build 186

Test Date: 2013-08-30; Ambient Temp: 22.5; Tissue Temp:22.9

Touch from Body, Bottom, GSM850 GPRS 2 Tx Ch. 190, Ant Internal

Area Scan (101x101x1): Measurement grid: dx=15mm, dy=15mm
Zoom Scan (5x5x7)/Cube 0: Measurement grid: dx=8mm, dy=8mm, dz=5mm
Power Drift = 0.067 dB
Peak SAR (extrapolated) = 0.060 W/kg
SAR(1 g) = 0.021 mW/g; SAR(10 g) = 0.010 mW/g

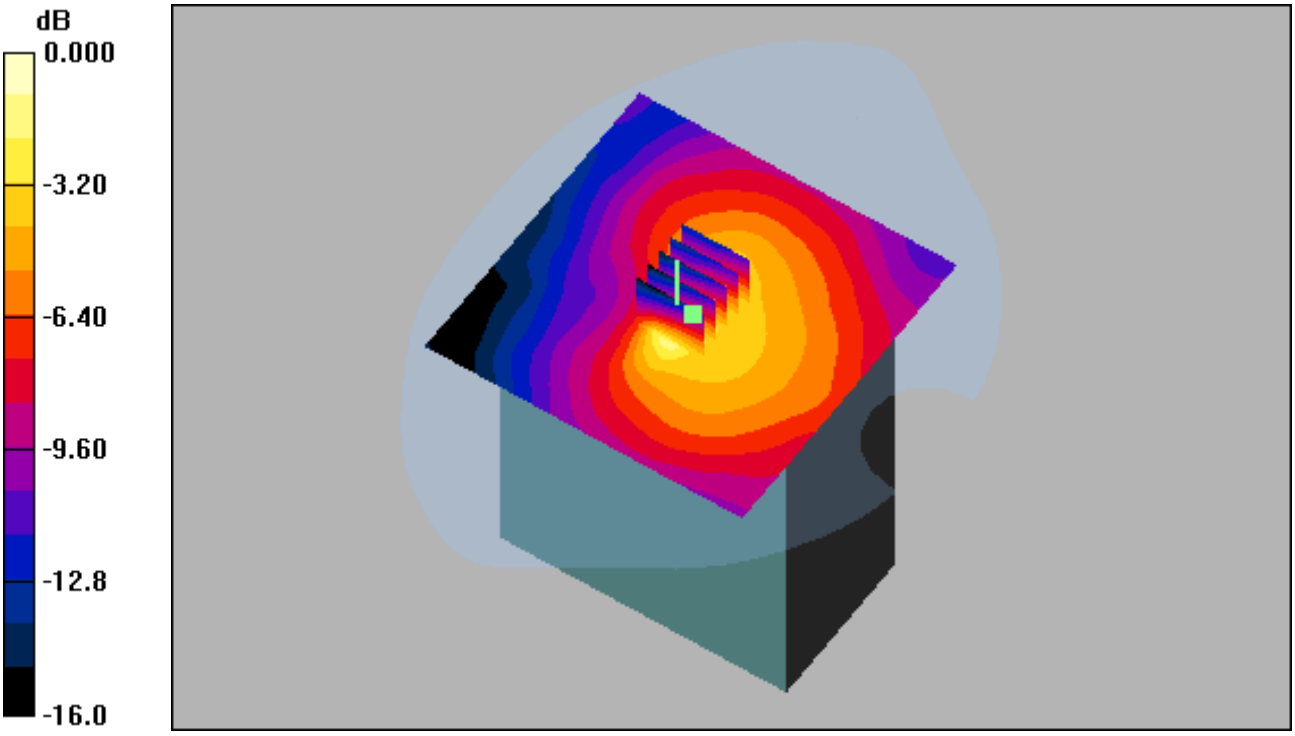

0 dB = 0.022mW/g

DIGITAL EMC CO., LTD

DUT: Smart-P300U; Type: PDA

Communication System: GSM 850; Frequency: 836.6 MHz;Duty Cycle: 1:8.3
Medium parameters used: f = 836.6 MHz; σ = 0.953 mho/m; ε_r = 53.6; ρ = 1000 kg/m^3
Phantom section: Flat Section

DASY4 Configuration:
Probe: ET3DV6R - SN1703; ConvF(6.39, 6.39, 6.39); Calibrated: 2013-07-29; Electronics: DAE3 Sn520
Phantom: SAM with CRP; Type: SAM; Serial: TP-1221
Measurement SW: DASY4, V4.7 Build 80; Postprocessing SW: SEMCAD, V1.8 Build 186

Test Date: 2013-08-30; Ambient Temp: 22.5; Tissue Temp:22.9

Touch from Body, Front, GSM850 Ch. 190, Ant Internal

Area Scan (81x131x1): Measurement grid: dx=15mm, dy=15mm
Zoom Scan (5x5x7)/Cube 0: Measurement grid: dx=8mm, dy=8mm, dz=5mm
Power Drift = 0.159 dB
Peak SAR (extrapolated) = 0.142 W/kg
SAR(1 g) = 0.096 mW/g; SAR(10 g) = 0.066 mW/g

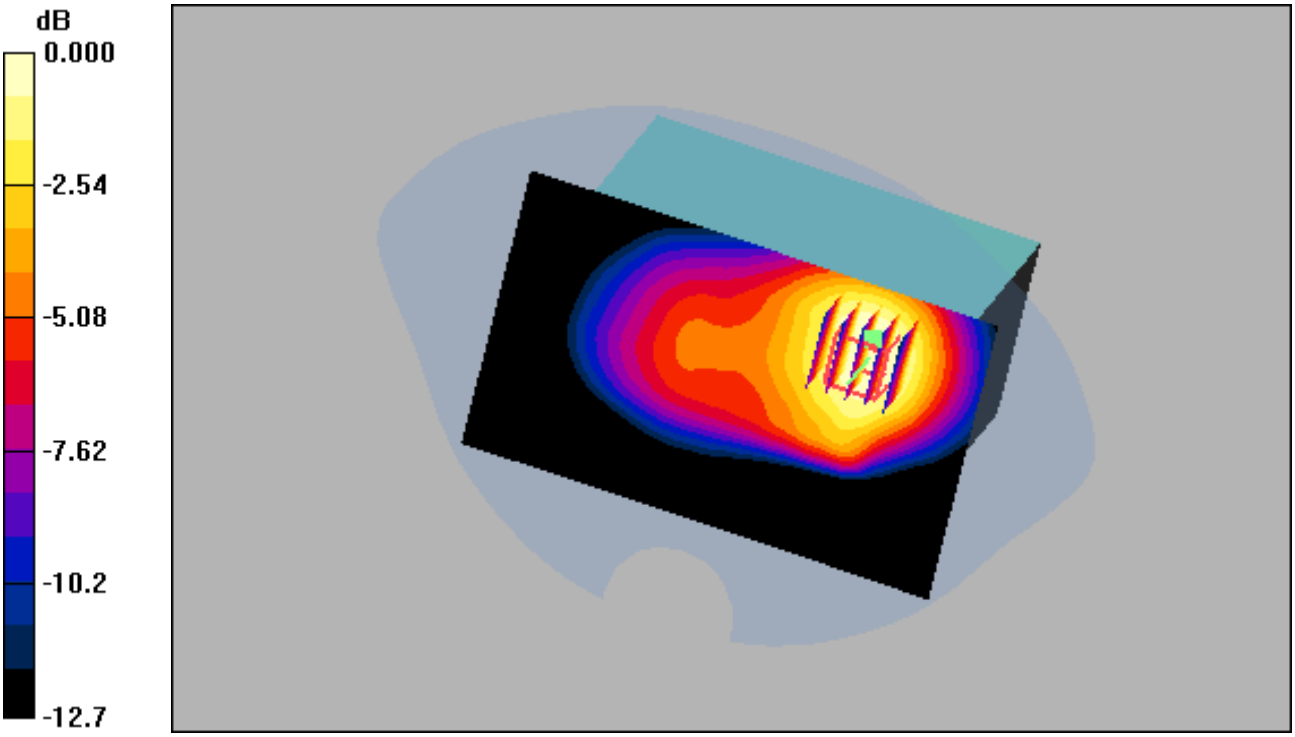

0 dB = 0.101mW/g

DIGITAL EMC CO., LTD

DUT: Smart-P300U; Type: PDA

Communication System: GSM 850; Frequency: 836.6 MHz;Duty Cycle: 1:4.15
Medium parameters used: f = 836.6 MHz; σ = 0.953 mho/m; ε_r = 53.6; ρ = 1000 kg/m^3
Phantom section: Flat Section

DASY4 Configuration:
Probe: ET3DV6R - SN1703; ConvF(6.39, 6.39, 6.39); Calibrated: 2013-07-29; Electronics: DAE3 Sn520
Phantom: SAM with CRP; Type: SAM; Serial: TP-1221
Measurement SW: DASY4, V4.7 Build 80; Postprocessing SW: SEMCAD, V1.8 Build 186

Test Date: 2013-08-30; Ambient Temp: 22.5; Tissue Temp:22.9

Touch from Body, Front, GSM850 GPRS 2 Tx Ch. 190, Ant Internal

Area Scan (81x131x1): Measurement grid: dx=15mm, dy=15mm
Zoom Scan (5x5x7)/Cube 0: Measurement grid: dx=8mm, dy=8mm, dz=5mm
Power Drift = -0.184 dB
Peak SAR (extrapolated) = 0.166 W/kg
SAR(1 g) = 0.107 mW/g; SAR(10 g) = 0.071 mW/g

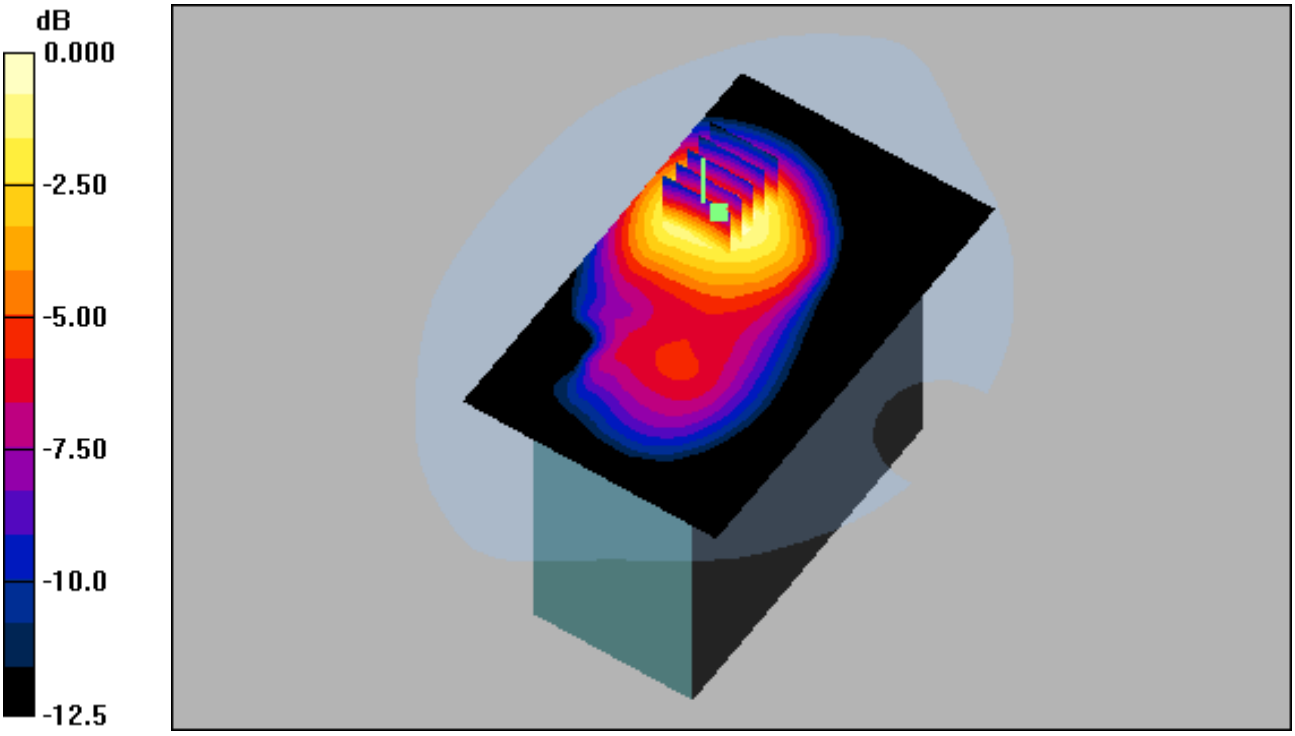

0 dB = 0.115mW/g

DIGITAL EMC CO., LTD

DUT: Smart-P300U; Type: PDA

Communication System: GSM 850; Frequency: 836.6 MHz;Duty Cycle: 1:8.3
Medium parameters used: f = 836.6 MHz; σ = 0.953 mho/m; ε_r = 53.6; ρ = 1000 kg/m^3
Phantom section: Flat Section

DASY4 Configuration:
Probe: ET3DV6R - SN1703; ConvF(6.39, 6.39, 6.39); Calibrated: 2013-07-29; Electronics: DAE3 Sn520
Phantom: SAM with CRP; Type: SAM; Serial: TP-1221
Measurement SW: DASY4, V4.7 Build 80; Postprocessing SW: SEMCAD, V1.8 Build 186

Test Date: 2013-08-30; Ambient Temp: 22.5; Tissue Temp:22.9

Touch from Body, Rear #1, GSM850 Ch. 190, Ant Internal

Area Scan (81x131x1): Measurement grid: dx=15mm, dy=15mm
Zoom Scan (5x5x7)/Cube 0: Measurement grid: dx=8mm, dy=8mm, dz=5mm
Power Drift = -0.139 dB
Peak SAR (extrapolated) = 0.004 W/kg
SAR(1 g) = 0.00279 mW/g; SAR(10 g) = 0.00193 mW/g

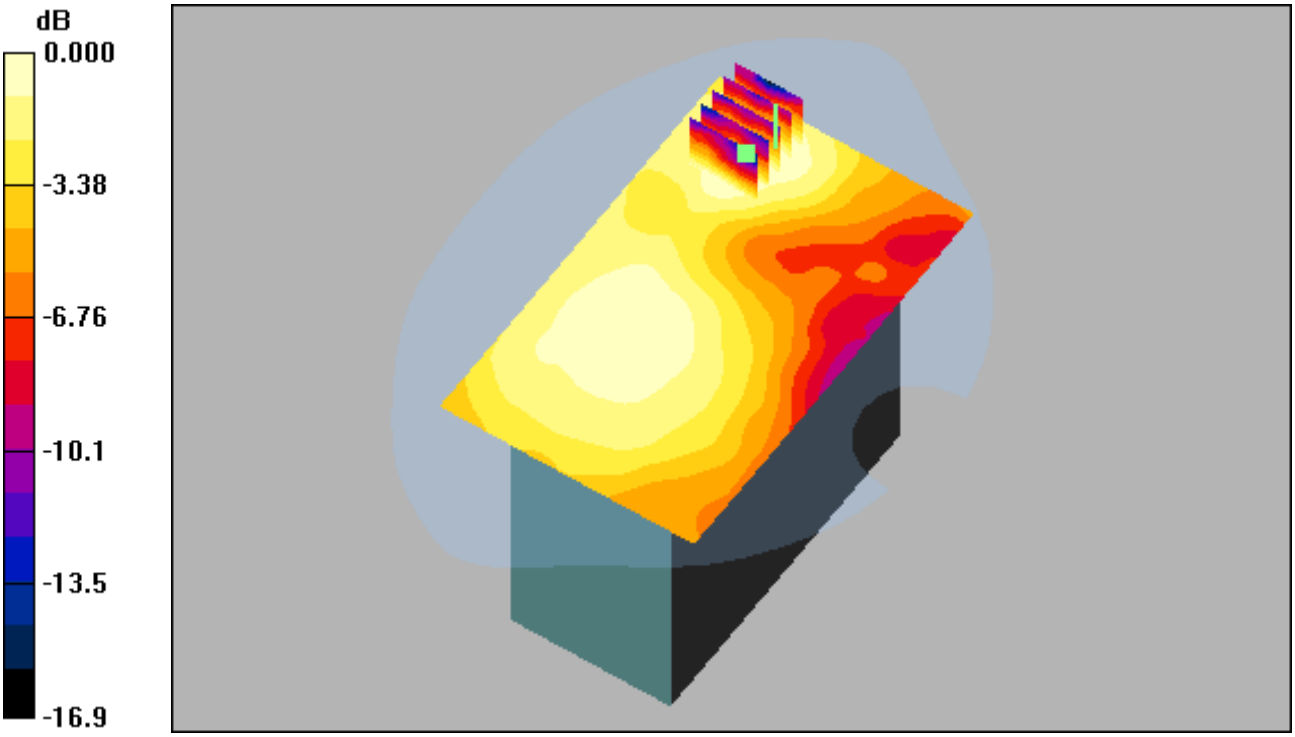

0 dB = 0.003mW/g

DIGITAL EMC CO., LTD

DUT: Smart-P300U; Type: PDA

Communication System: GSM 850; Frequency: 836.6 MHz;Duty Cycle: 1:8.3
Medium parameters used: f = 836.6 MHz; σ = 0.953 mho/m; ε_r = 53.6; ρ = 1000 kg/m^3
Phantom section: Flat Section

DASY4 Configuration:
Probe: ET3DV6R - SN1703; ConvF(6.39, 6.39, 6.39); Calibrated: 2013-07-29; Electronics: DAE3 Sn520
Phantom: SAM with CRP; Type: SAM; Serial: TP-1221
Measurement SW: DASY4, V4.7 Build 80; Postprocessing SW: SEMCAD, V1.8 Build 186

Test Date: 2013-08-30; Ambient Temp: 22.5; Tissue Temp:22.9

Touch from Body, Rear #2, GSM850 Ch. 190, Ant Internal

Area Scan (81x131x1): Measurement grid: dx=15mm, dy=15mm
Zoom Scan (5x5x7)/Cube 0: Measurement grid: dx=8mm, dy=8mm, dz=5mm
Power Drift = 0.160 dB
Peak SAR (extrapolated) = 0.007 W/kg
SAR(1 g) = 0.00432 mW/g; SAR(10 g) = 0.00289 mW/g

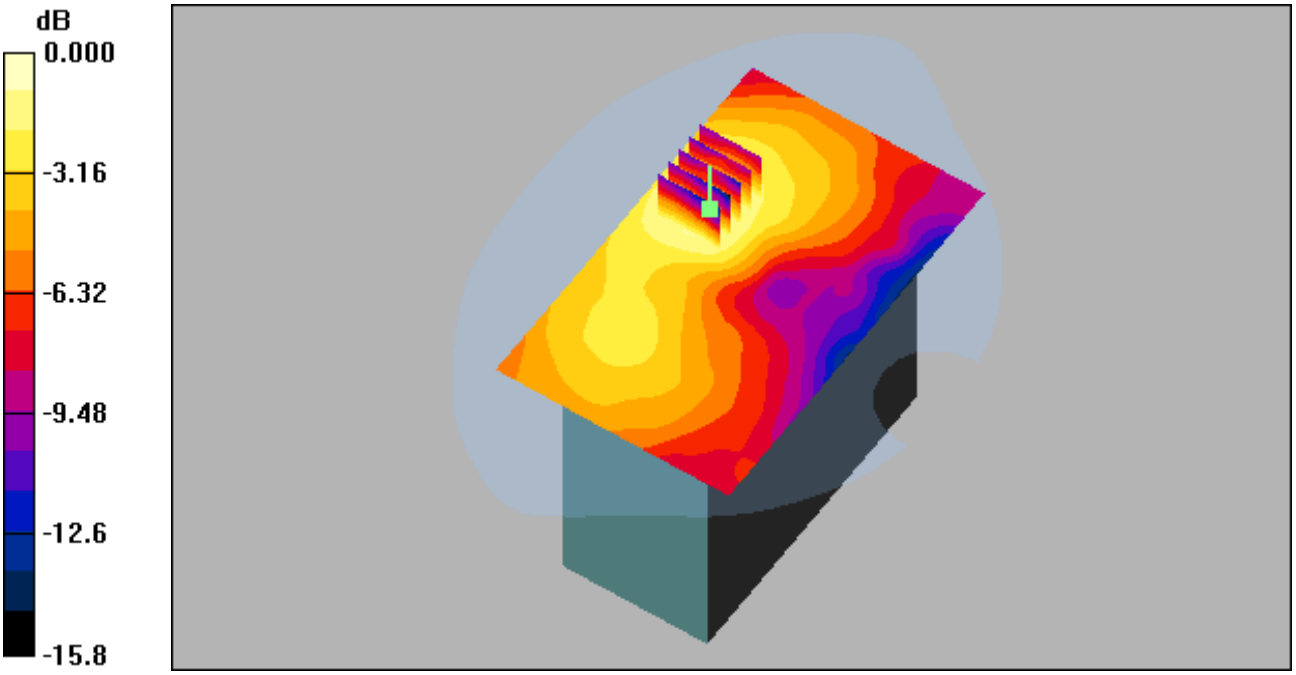

0 dB = 0.005mW/g

DIGITAL EMC CO., LTD

DUT: Smart-P300U; Type: PDA

Communication System: GSM 850; Frequency: 836.6 MHz;Duty Cycle: 1:4.15
Medium parameters used: f = 836.6 MHz; σ = 0.953 mho/m; ε_r = 53.6; ρ = 1000 kg/m^3
Phantom section: Flat Section

DASY4 Configuration:
Probe: ET3DV6R - SN1703; ConvF(6.39, 6.39, 6.39); Calibrated: 2013-07-29; Electronics: DAE3 Sn520
Phantom: SAM with CRP; Type: SAM; Serial: TP-1221
Measurement SW: DASY4, V4.7 Build 80; Postprocessing SW: SEMCAD, V1.8 Build 186

Test Date: 2013-08-30; Ambient Temp: 22.5; Tissue Temp:22.9

Touch from Body, Rear #2, GSM850 GPRS 2 Tx Ch. 190, Ant Internal

Area Scan (81x131x1): Measurement grid: dx=15mm, dy=15mm
Zoom Scan (5x5x7)/Cube 0: Measurement grid: dx=8mm, dy=8mm, dz=5mm
Power Drift = -0.128 dB
Peak SAR (extrapolated) = 0.006 W/kg
SAR(1 g) = 0.00475 mW/g; SAR(10 g) = 0.00336 mW/g

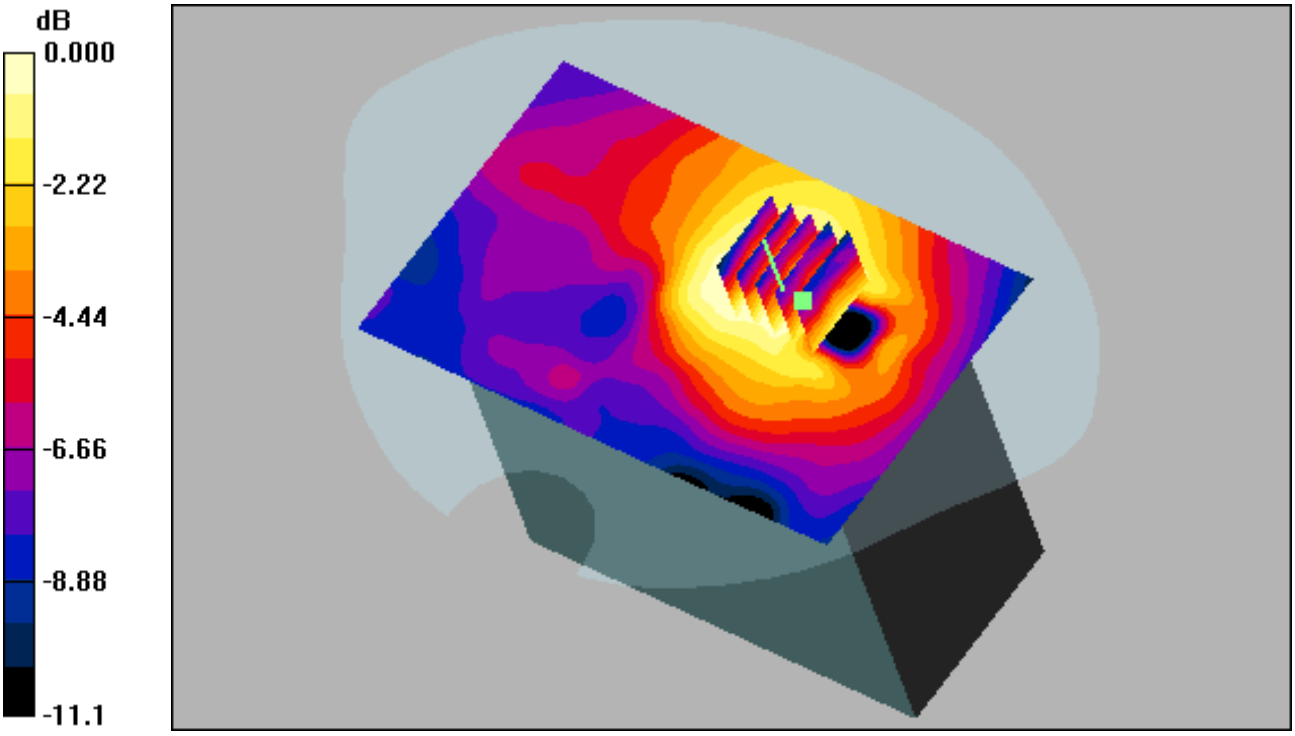

0 dB = 0.005mW/g

DIGITAL EMC CO., LTD

DUT: Smart-P300U; Type: PDA

Communication System: GSM 850; Frequency: 836.6 MHz;Duty Cycle: 1:4.15
Medium parameters used: f = 836.6 MHz; σ = 0.953 mho/m; ε_r = 53.6; ρ = 1000 kg/m^3
Phantom section: Flat Section

DASY4 Configuration:
Probe: ET3DV6R - SN1703; ConvF(6.39, 6.39, 6.39); Calibrated: 2013-07-29; Electronics: DAE3 Sn520
Phantom: SAM with CRP; Type: SAM; Serial: TP-1221
Measurement SW: DASY4, V4.7 Build 80; Postprocessing SW: SEMCAD, V1.8 Build 186

Test Date: 2013-08-30; Ambient Temp: 22.5; Tissue Temp:22.9

Touch from Body, Right, GSM850 GPRS 2 Tx Ch. 190, Ant Internal

Area Scan (71x131x1): Measurement grid: dx=15mm, dy=15mm
Zoom Scan (5x5x7)/Cube 0: Measurement grid: dx=8mm, dy=8mm, dz=5mm
Power Drift = -0.092 dB
Peak SAR (extrapolated) = 0.073 W/kg
SAR(1 g) = 0.050 mW/g; SAR(10 g) = 0.033 mW/g

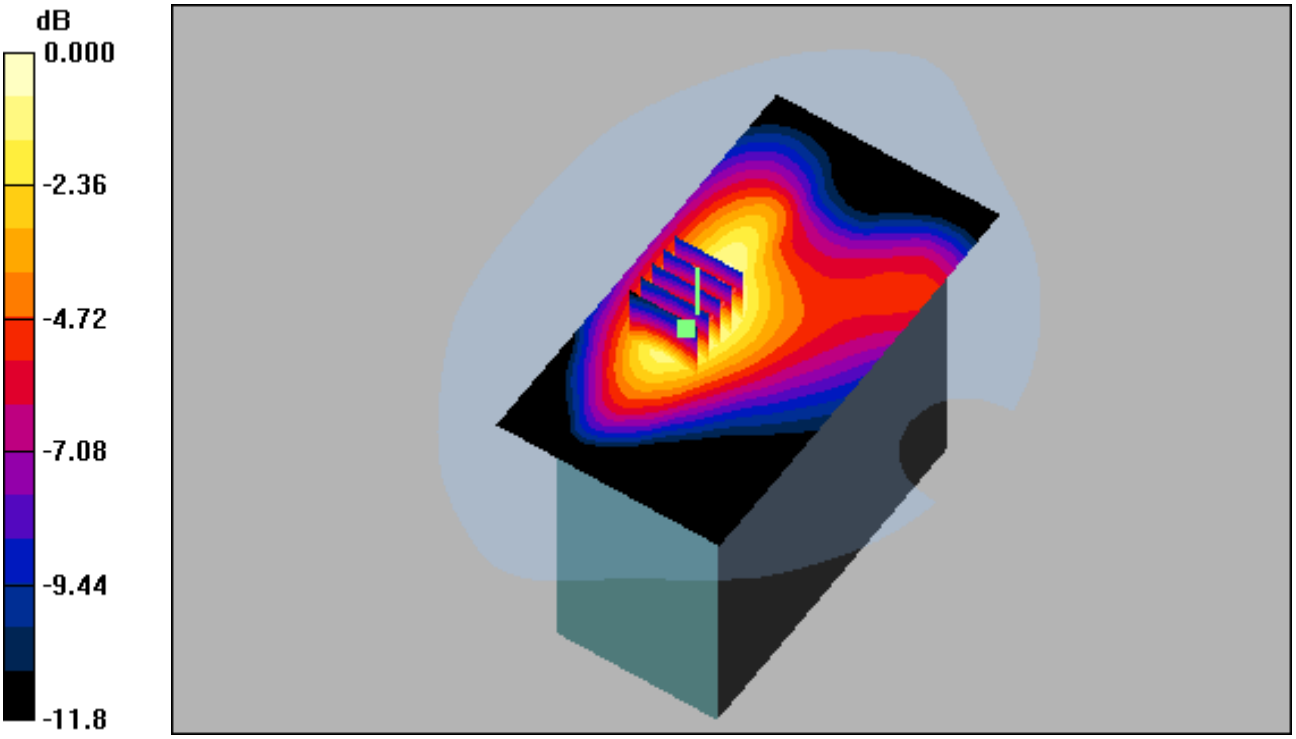

0 dB = 0.054mW/g

DIGITAL EMC CO., LTD

DUT: Smart-P300U; Type: PDA

Communication System: GSM 850; Frequency: 836.6 MHz;Duty Cycle: 1:8.3
Medium parameters used: f = 836.6 MHz; σ = 0.953 mho/m; ε_r = 53.6; ρ = 1000 kg/m^3
Phantom section: Flat Section

DASY4 Configuration:
Probe: ET3DV6R - SN1703; ConvF(6.39, 6.39, 6.39); Calibrated: 2013-07-29; Electronics: DAE3 Sn520
Phantom: SAM with CRP; Type: SAM; Serial: TP-1221
Measurement SW: DASY4, V4.7 Build 80; Postprocessing SW: SEMCAD, V1.8 Build 186

Test Date: 2013-08-30; Ambient Temp: 22.5; Tissue Temp:22.9

Touch from Body, Left, GSM850 Ch. 190, Ant Internal

Area Scan (71x131x1): Measurement grid: dx=15mm, dy=15mm
Zoom Scan (5x5x7)/Cube 0: Measurement grid: dx=8mm, dy=8mm, dz=5mm
Power Drift = -0.013 dB
Peak SAR (extrapolated) = 0.724 W/kg
SAR(1 g) = 0.317 mW/g; SAR(10 g) = 0.173 mW/g

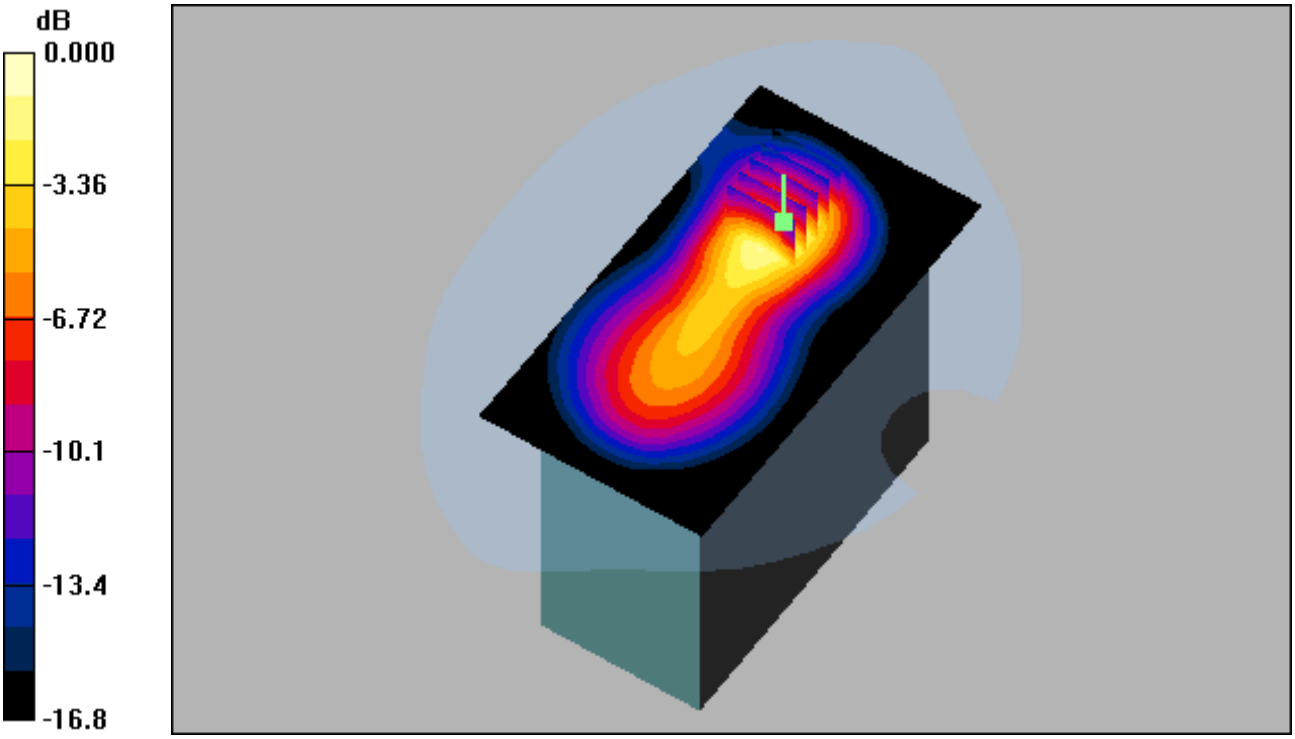

0 dB = 0.328mW/g

DIGITAL EMC CO., LTD

DUT: Smart-P300U; Type: PDA

Communication System: GSM 850; Frequency: 836.6 MHz;Duty Cycle: 1:8.3
Medium parameters used: f = 836.6 MHz; σ = 0.953 mho/m; ε_r = 53.6; ρ = 1000 kg/m^3
Phantom section: Flat Section

DASY4 Configuration:
Probe: ET3DV6R - SN1703; ConvF(6.39, 6.39, 6.39); Calibrated: 2013-07-29; Electronics: DAE3 Sn520
Phantom: SAM with CRP; Type: SAM; Serial: TP-1221
Measurement SW: DASY4, V4.7 Build 80; Postprocessing SW: SEMCAD, V1.8 Build 186

Test Date: 2013-08-30; Ambient Temp: 22.5; Tissue Temp:22.9

Touch from Body, Left, GSM850 GPRS 1 Tx Ch. 190, Ant Internal

Area Scan (71x131x1): Measurement grid: dx=15mm, dy=15mm
Zoom Scan (5x5x7)/Cube 0: Measurement grid: dx=8mm, dy=8mm, dz=5mm
Power Drift = -0.061 dB
Peak SAR (extrapolated) = 0.768 W/kg
SAR(1 g) = 0.336 mW/g; SAR(10 g) = 0.182 mW/g

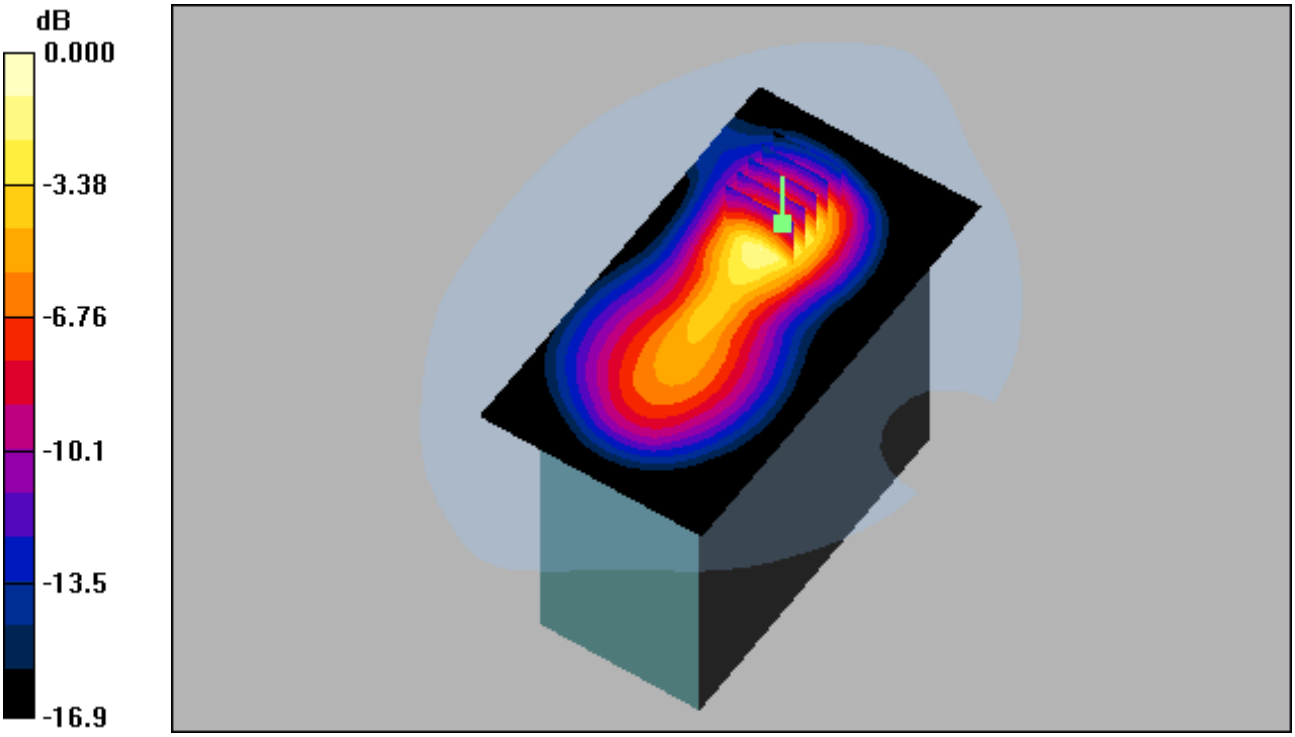

0 dB = 0.348mW/g

DIGITAL EMC CO., LTD

DUT: Smart-P300U; Type: PDA

Communication System: GSM 850; Frequency: 836.6 MHz;Duty Cycle: 1:4.15
Medium parameters used: f = 836.6 MHz; σ = 0.953 mho/m; ε_r = 53.6; ρ = 1000 kg/m^3
Phantom section: Flat Section

DASY4 Configuration:
Probe: ET3DV6R - SN1703; ConvF(6.39, 6.39, 6.39); Calibrated: 2013-07-29; Electronics: DAE3 Sn520
Phantom: SAM with CRP; Type: SAM; Serial: TP-1221
Measurement SW: DASY4, V4.7 Build 80; Postprocessing SW: SEMCAD, V1.8 Build 186

Test Date: 2013-08-30; Ambient Temp: 22.5; Tissue Temp:22.9

Touch from Body, Left, GSM850 GPRS 2 Tx Ch. 190, Ant Internal

Area Scan (71x131x1): Measurement grid: dx=15mm, dy=15mm
Zoom Scan (5x5x7)/Cube 0: Measurement grid: dx=8mm, dy=8mm, dz=5mm
Power Drift = -0.036 dB
Peak SAR (extrapolated) = 0.769 W/kg
SAR(1 g) = 0.338 mW/g; SAR(10 g) = 0.183 mW/g

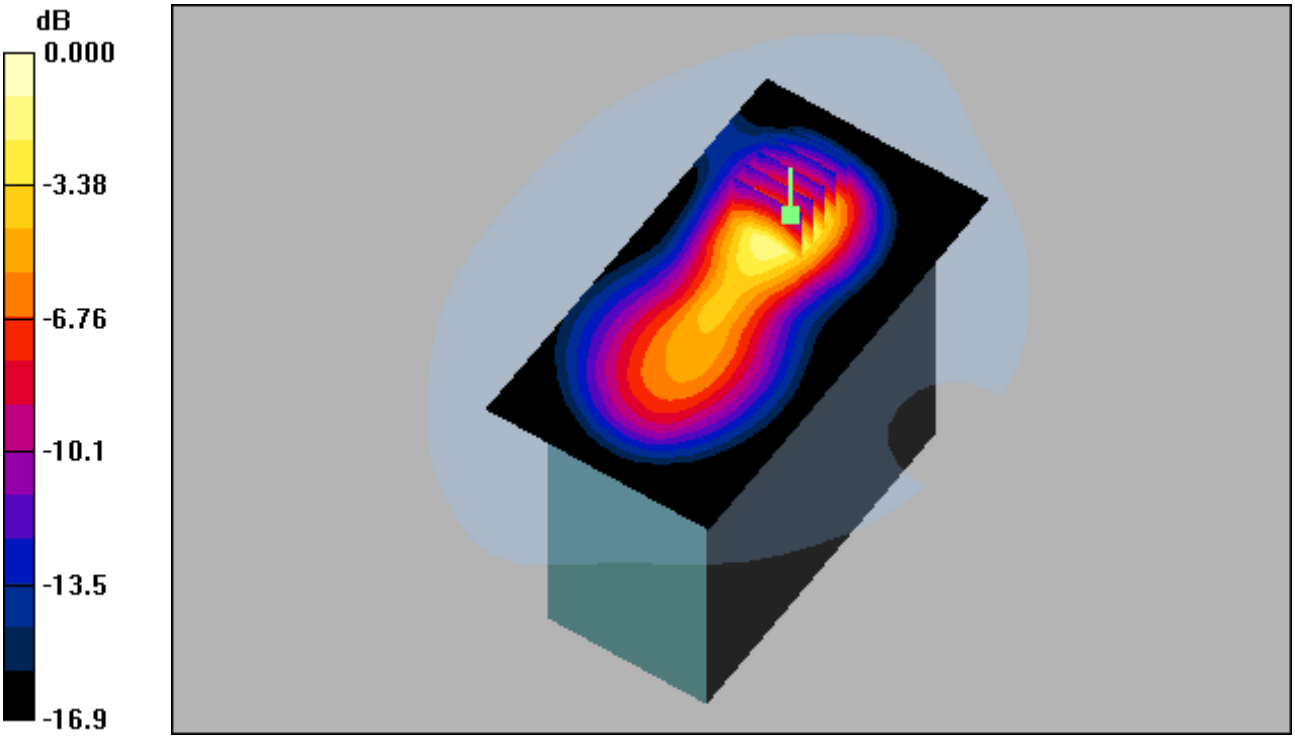

0 dB = 0.349mW/g

DIGITAL EMC CO., LTD

DUT: Smart-P300U; Type: PDA

Communication System: GSM 850; Frequency: 836.6 MHz;Duty Cycle: 1:2.77
Medium parameters used: f = 836.6 MHz; σ = 0.953 mho/m; ε_r = 53.6; ρ = 1000 kg/m^3
Phantom section: Flat Section

DASY4 Configuration:
Probe: ET3DV6R - SN1703; ConvF(6.39, 6.39, 6.39); Calibrated: 2013-07-29; Electronics: DAE3 Sn520
Phantom: SAM with CRP; Type: SAM; Serial: TP-1221
Measurement SW: DASY4, V4.7 Build 80; Postprocessing SW: SEMCAD, V1.8 Build 186

Test Date: 2013-08-30; Ambient Temp: 22.5; Tissue Temp:22.9

Touch from Body, Left, GSM850 GPRS 3 Tx Ch. 190, Ant Internal

Area Scan (71x131x1): Measurement grid: dx=15mm, dy=15mm
Zoom Scan (5x5x7)/Cube 0: Measurement grid: dx=8mm, dy=8mm, dz=5mm
Power Drift = -0.018 dB
Peak SAR (extrapolated) = 0.611 W/kg
SAR(1 g) = 0.290 mW/g; SAR(10 g) = 0.160 mW/g

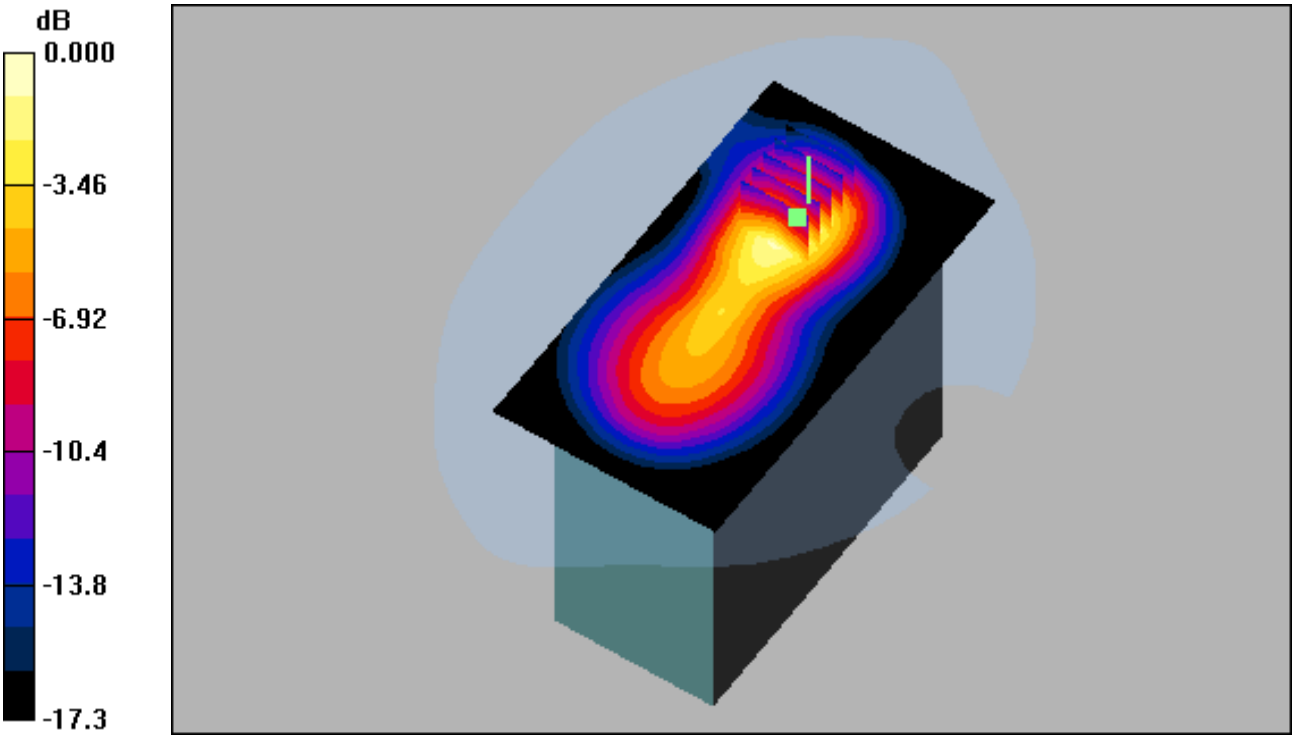

0 dB = 0.314mW/g

DIGITAL EMC CO., LTD

DUT: Smart-P300U; Type: PDA

Communication System: GSM 850; Frequency: 836.6 MHz;Duty Cycle: 1:2.075
Medium parameters used: f = 836.6 MHz; σ = 0.953 mho/m; ε_r = 53.6; ρ = 1000 kg/m^3
Phantom section: Flat Section

DASY4 Configuration:
Probe: ET3DV6R - SN1703; ConvF(6.39, 6.39, 6.39); Calibrated: 2013-07-29; Electronics: DAE3 Sn520
Phantom: SAM with CRP; Type: SAM; Serial: TP-1221
Measurement SW: DASY4, V4.7 Build 80; Postprocessing SW: SEMCAD, V1.8 Build 186

Test Date: 2013-08-30; Ambient Temp: 22.5; Tissue Temp:22.9

Touch from Body, Left, GSM850 GPRS 4 Tx Ch. 190, Ant Internal

Area Scan (71x131x1): Measurement grid: dx=15mm, dy=15mm
Zoom Scan (5x5x7)/Cube 0: Measurement grid: dx=8mm, dy=8mm, dz=5mm
Power Drift = 0.104 dB
Peak SAR (extrapolated) = 0.719 W/kg
SAR(1 g) = 0.307 mW/g; SAR(10 g) = 0.166 mW/g

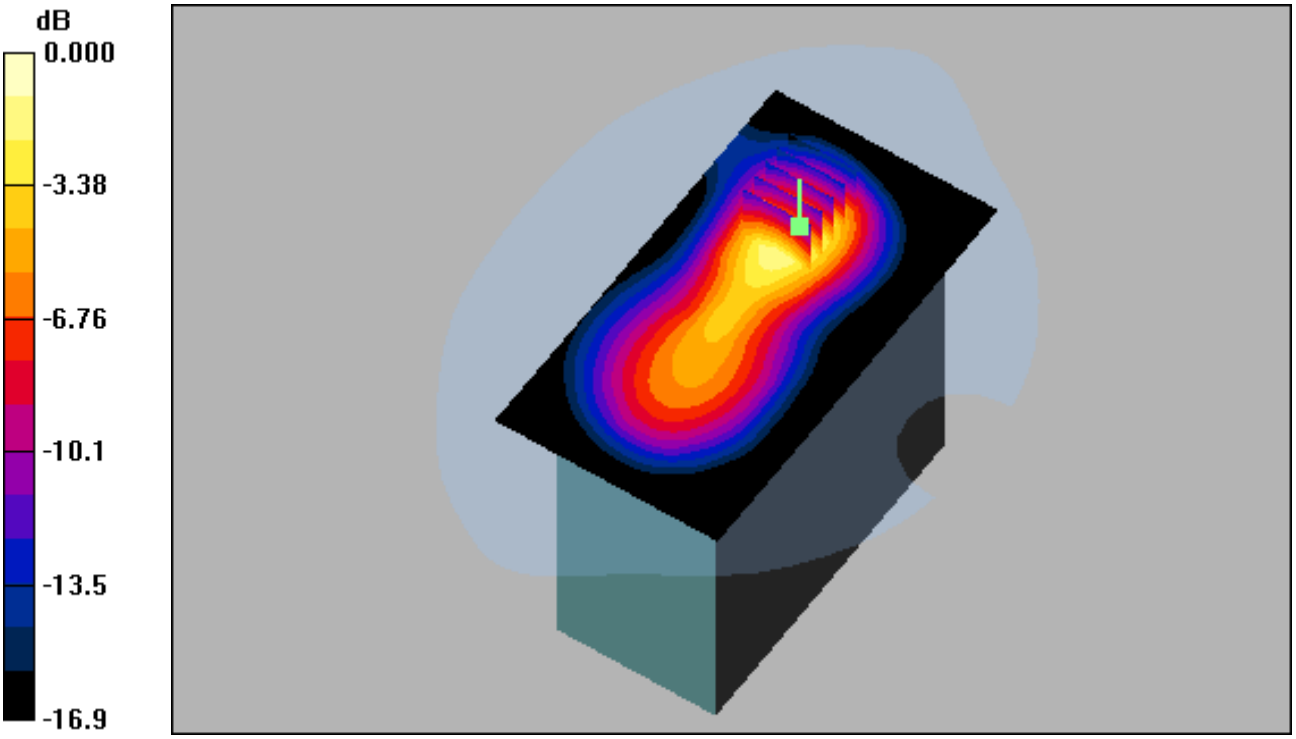

0 dB = 0.314mW/g

DIGITAL EMC CO., LTD

DUT: Smart-P300U; Type: PDA

Communication System: GSM 850; Frequency: 836.6 MHz;Duty Cycle: 1:4.15
Medium parameters used: f = 836.6 MHz; σ = 0.953 mho/m; ε_r = 53.6; ρ = 1000 kg/m^3
Phantom section: Flat Section

DASY4 Configuration:
Probe: ET3DV6R - SN1703; ConvF(6.39, 6.39, 6.39); Calibrated: 2013-07-29; Electronics: DAE3 Sn520
Phantom: SAM with CRP; Type: SAM; Serial: TP-1221
Measurement SW: DASY4, V4.7 Build 80; Postprocessing SW: SEMCAD, V1.8 Build 186

Test Date: 2013-08-30; Ambient Temp: 22.5; Tissue Temp:22.9

Touch from Body, Left, GSM850 GPRS 2 Tx Ch. 190, Ant Internal

Area Scan (71x131x1): Measurement grid: dx=15mm, dy=15mm
Zoom Scan (5x5x7)/Cube 0: Measurement grid: dx=8mm, dy=8mm, dz=5mm
Power Drift = -0.036 dB
Peak SAR (extrapolated) = 0.769 W/kg
SAR(1 g) = 0.338 mW/g; SAR(10 g) = 0.183 mW/g

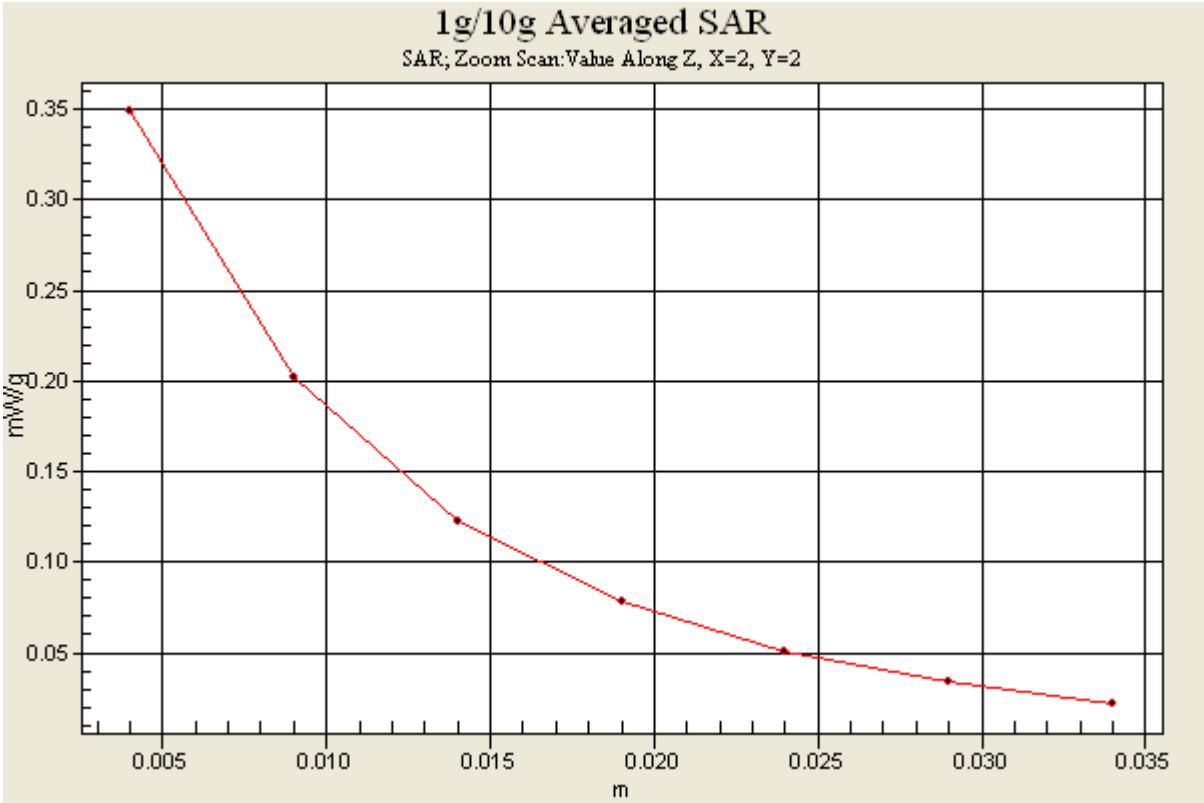

DIGITAL EMC CO., LTD

DUT: Smart-P300U; Type: PDA

Communication System: PCS1900; Frequency: 1880 MHz;Duty Cycle: 1:8.3
Medium parameters used: f = 1880 MHz; σ = 1.49 mho/m; ε_r = 54.3; ρ = 1000 kg/m^3
Phantom section: Flat Section

DASY4 Configuration:
Probe: ET3DV6R - SN1703; ConvF(4.58, 4.58, 4.58); Calibrated: 2013-07-29; Electronics: DAE3 Sn520
Phantom: SAM with CRP; Type: SAM; Serial: TP-1221
Measurement SW: DASY4, V4.7 Build 80; Postprocessing SW: SEMCAD, V1.8 Build 186

Test Date: 2013-09-03; Ambient Temp: 22.5; Tissue Temp:22.7

Touch from Body, Top #1, PCS1900 GPRS 1Tx Ch. 661, Ant Internal

Area Scan (101x101x1): Measurement grid: dx=15mm, dy=15mm
Zoom Scan (5x5x7)/Cube 0: Measurement grid: dx=8mm, dy=8mm, dz=5mm
Power Drift = 0.107 dB
Peak SAR (extrapolated) = 0.060 W/kg
SAR(1 g) = 0.041 mW/g; SAR(10 g) = 0.023 mW/g

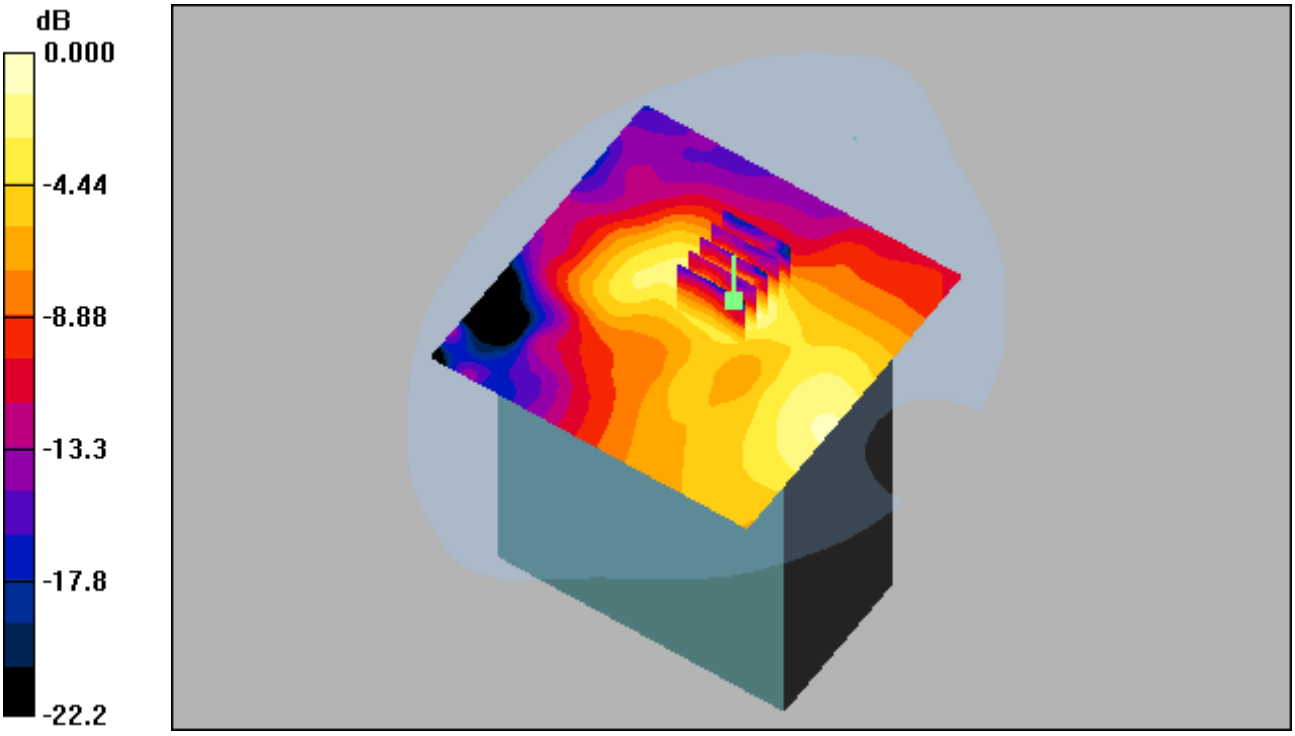

0 dB = 0.045mW/g

DIGITAL EMC CO., LTD

DUT: Smart-P300U; Type: PDA

Communication System: PCS1900; Frequency: 1880 MHz;Duty Cycle: 1:8.3
Medium parameters used: f = 1880 MHz; σ = 1.49 mho/m; ε_r = 54.3; ρ = 1000 kg/m^3
Phantom section: Flat Section

DASY4 Configuration:
Probe: ET3DV6R - SN1703; ConvF(4.58, 4.58, 4.58); Calibrated: 2013-07-29; Electronics: DAE3 Sn520
Phantom: SAM with CRP; Type: SAM; Serial: TP-1221
Measurement SW: DASY4, V4.7 Build 80; Postprocessing SW: SEMCAD, V1.8 Build 186

Test Date: 2013-09-03; Ambient Temp: 22.5; Tissue Temp:22.7

Touch from Body, Top #2, PCS1900 GPRS 1Tx Ch. 661, Ant Internal

Area Scan (101x101x1): Measurement grid: dx=15mm, dy=15mm
Zoom Scan (5x5x7)/Cube 0: Measurement grid: dx=8mm, dy=8mm, dz=5mm
Power Drift = -0.082 dB
Peak SAR (extrapolated) = 0.419 W/kg
SAR(1 g) = 0.253 mW/g; SAR(10 g) = 0.140 mW/g

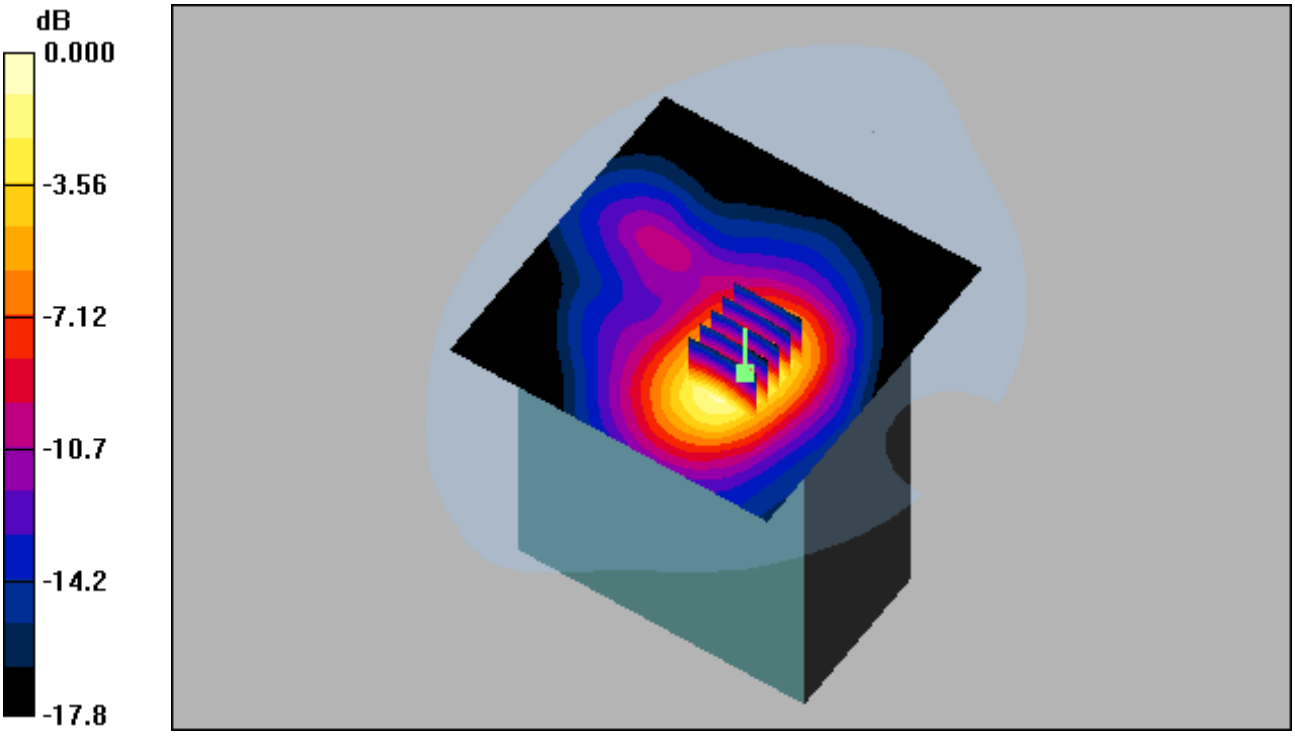

0 dB = 0.289mW/g

DIGITAL EMC CO., LTD

DUT: Smart-P300U; Type: PDA

Communication System: PCS1900; Frequency: 1880 MHz;Duty Cycle: 1:8.3
Medium parameters used: f = 1880 MHz; σ = 1.49 mho/m; ε_r = 54.3; ρ = 1000 kg/m^3
Phantom section: Flat Section

DASY4 Configuration:
Probe: ET3DV6R - SN1703; ConvF(4.58, 4.58, 4.58); Calibrated: 2013-07-29; Electronics: DAE3 Sn520
Phantom: SAM with CRP; Type: SAM; Serial: TP-1221
Measurement SW: DASY4, V4.7 Build 80; Postprocessing SW: SEMCAD, V1.8 Build 186

Test Date: 2013-09-03; Ambient Temp: 22.5; Tissue Temp:22.7

Touch from Body, Bottom, PCS1900 GPRS 1Tx Ch. 661, Ant Internal

Area Scan (101x101x1): Measurement grid: dx=15mm, dy=15mm
Zoom Scan (5x5x7)/Cube 0: Measurement grid: dx=8mm, dy=8mm, dz=5mm
Power Drift = -0.025 dB
Peak SAR (extrapolated) = 0.032 W/kg
SAR(1 g) = 0.020 mW/g; SAR(10 g) = 0.011 mW/g

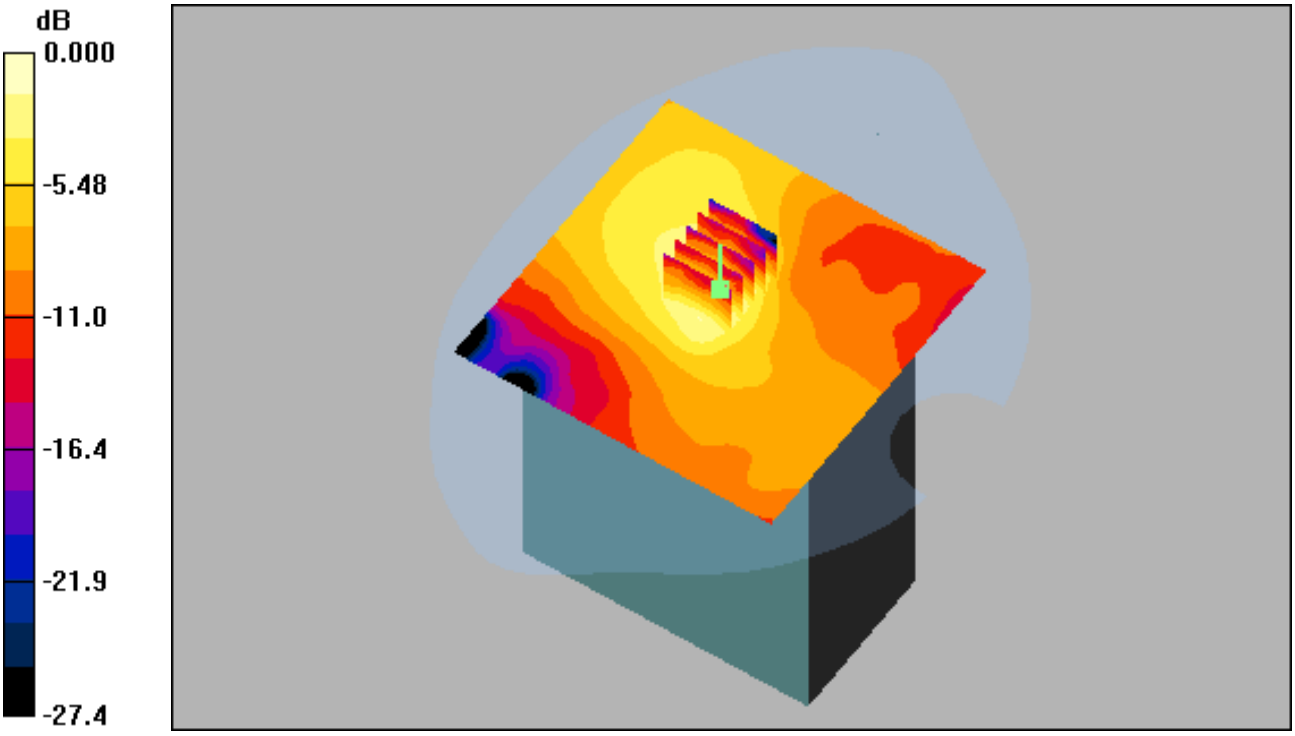

0 dB = 0.023mW/g

DIGITAL EMC CO., LTD

DUT: Smart-P300U; Type: PDA

Communication System: PCS1900; Frequency: 1880 MHz;Duty Cycle: 1:8.3
Medium parameters used: f = 1880 MHz; σ = 1.49 mho/m; ε_r = 54.3; ρ = 1000 kg/m^3
Phantom section: Flat Section

DASY4 Configuration:
Probe: ET3DV6R - SN1703; ConvF(4.58, 4.58, 4.58); Calibrated: 2013-07-29; Electronics: DAE3 Sn520
Phantom: SAM with CRP; Type: SAM; Serial: TP-1221
Measurement SW: DASY4, V4.7 Build 80; Postprocessing SW: SEMCAD, V1.8 Build 186

Test Date: 2013-09-03; Ambient Temp: 22.5; Tissue Temp:22.7

Touch from Body, Front, PCS1900 Ch. 661, Ant Internal

Area Scan (81x131x1): Measurement grid: dx=15mm, dy=15mm
Zoom Scan (5x5x7)/Cube 0: Measurement grid: dx=8mm, dy=8mm, dz=5mm
Power Drift = -0.050 dB
Peak SAR (extrapolated) = 0.173 W/kg
SAR(1 g) = 0.109 mW/g; SAR(10 g) = 0.064 mW/g

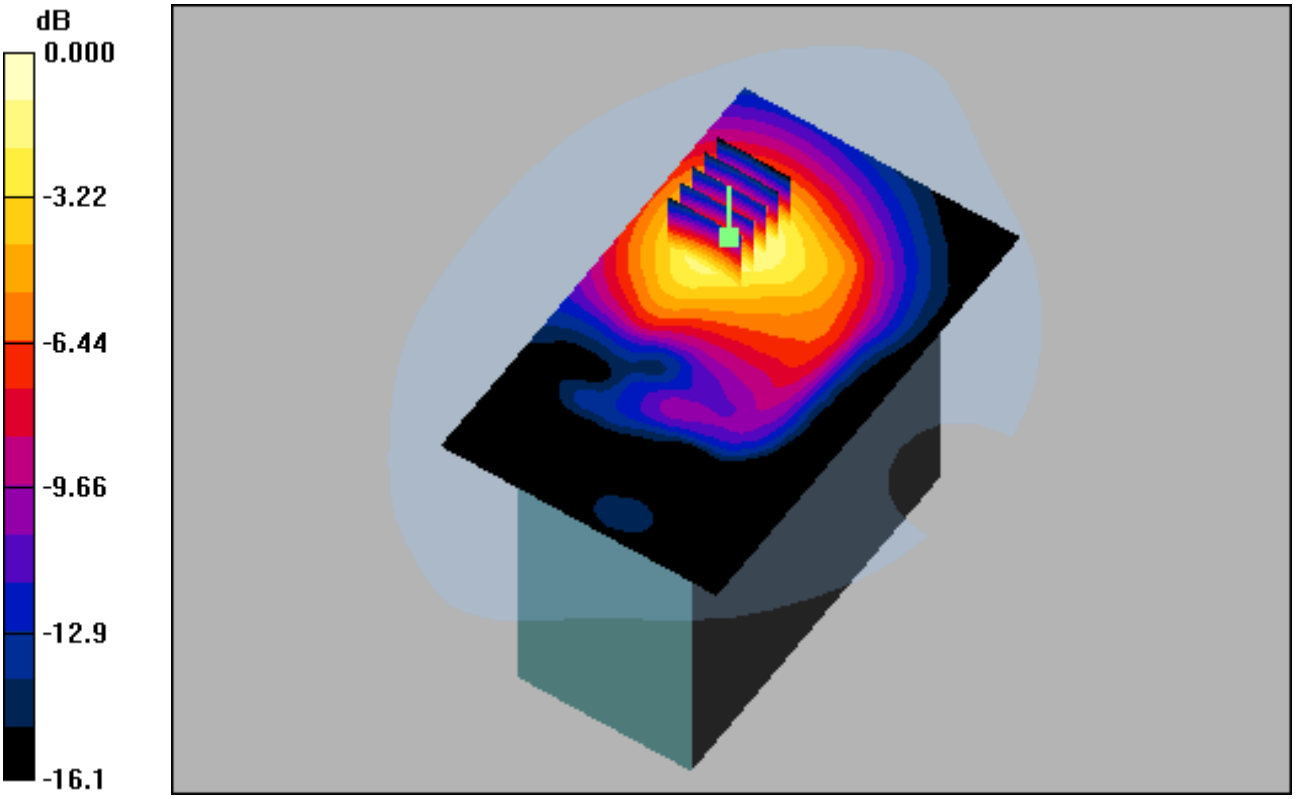

0 dB = 0.120mW/g

DIGITAL EMC CO., LTD

DUT: Smart-P300U; Type: PDA

Communication System: PCS1900; Frequency: 1880 MHz;Duty Cycle: 1:8.3
Medium parameters used: f = 1880 MHz; σ = 1.49 mho/m; ε_r = 54.3; ρ = 1000 kg/m^3
Phantom section: Flat Section

DASY4 Configuration:
Probe: ET3DV6R - SN1703; ConvF(4.58, 4.58, 4.58); Calibrated: 2013-07-29; Electronics: DAE3 Sn520
Phantom: SAM with CRP; Type: SAM; Serial: TP-1221
Measurement SW: DASY4, V4.7 Build 80; Postprocessing SW: SEMCAD, V1.8 Build 186

Test Date: 2013-09-03; Ambient Temp: 22.5; Tissue Temp:22.7

Touch from Body, Front, PCS1900 GPRS 1Tx Ch. 661, Ant Internal

Area Scan (81x131x1): Measurement grid: dx=15mm, dy=15mm
Zoom Scan (5x5x7)/Cube 0: Measurement grid: dx=8mm, dy=8mm, dz=5mm
Power Drift = 0.187 dB
Peak SAR (extrapolated) = 0.179 W/kg
SAR(1 g) = 0.111 mW/g; SAR(10 g) = 0.065 mW/g

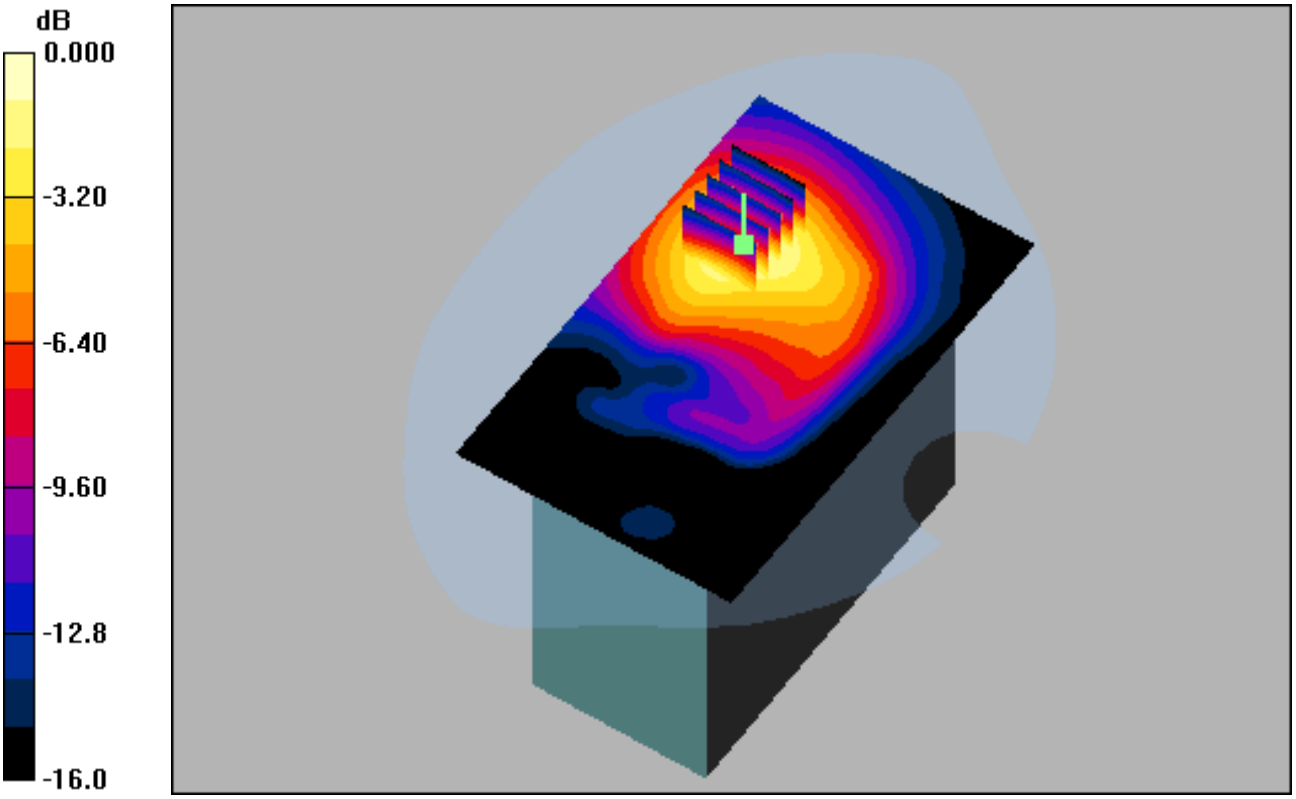

0 dB = 0.121mW/g

DIGITAL EMC CO., LTD

DUT: Smart-P300U; Type: PDA

Communication System: PCS1900; Frequency: 1880 MHz;Duty Cycle: 1:8.3
Medium parameters used: f = 1880 MHz; σ = 1.49 mho/m; ε_r = 54.3; ρ = 1000 kg/m^3
Phantom section: Flat Section

DASY4 Configuration:
Probe: ET3DV6R - SN1703; ConvF(4.58, 4.58, 4.58); Calibrated: 2013-07-29; Electronics: DAE3 Sn520
Phantom: SAM with CRP; Type: SAM; Serial: TP-1221
Measurement SW: DASY4, V4.7 Build 80; Postprocessing SW: SEMCAD, V1.8 Build 186

Test Date: 2013-09-03; Ambient Temp: 22.5; Tissue Temp:22.7

Touch from Body, Rear #1, PCS1900 Ch. 661, Ant Internal

Area Scan (81x131x1): Measurement grid: dx=15mm, dy=15mm
Zoom Scan (5x5x7)/Cube 0: Measurement grid: dx=8mm, dy=8mm, dz=5mm
Power Drift = 0.127 dB
Peak SAR (extrapolated) = 0.006 W/kg
SAR(1 g) = 0.00337 mW/g; SAR(10 g) = 0.00208 mW/g

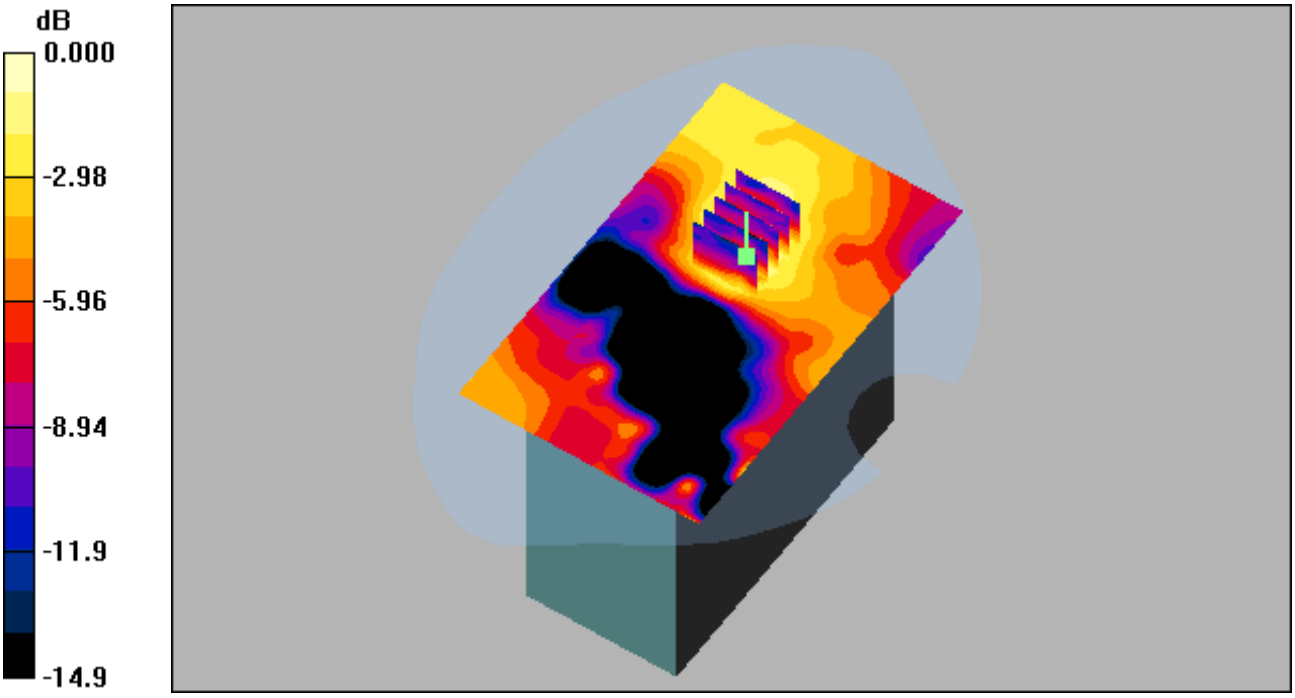

0 dB = 0.004mW/g

DIGITAL EMC CO., LTD

DUT: Smart-P300U; Type: PDA

Communication System: PCS1900; Frequency: 1880 MHz;Duty Cycle: 1:8.3
Medium parameters used: f = 1880 MHz; σ = 1.49 mho/m; ε_r = 54.3; ρ = 1000 kg/m^3
Phantom section: Flat Section

DASY4 Configuration:
Probe: ET3DV6R - SN1703; ConvF(4.58, 4.58, 4.58); Calibrated: 2013-07-29; Electronics: DAE3 Sn520
Phantom: SAM with CRP; Type: SAM; Serial: TP-1221
Measurement SW: DASY4, V4.7 Build 80; Postprocessing SW: SEMCAD, V1.8 Build 186

Test Date: 2013-09-03; Ambient Temp: 22.5; Tissue Temp:22.7

Touch from Body, Rear #1, PCS1900 GPRS 1Tx Ch. 661, Ant Internal

Area Scan (81x131x1): Measurement grid: dx=15mm, dy=15mm
Zoom Scan (5x5x7)/Cube 0: Measurement grid: dx=8mm, dy=8mm, dz=5mm
Power Drift = 0.175 dB
Peak SAR (extrapolated) = 0.009 W/kg
SAR(1 g) = 0.00671 mW/g; SAR(10 g) = 0.00392 mW/g

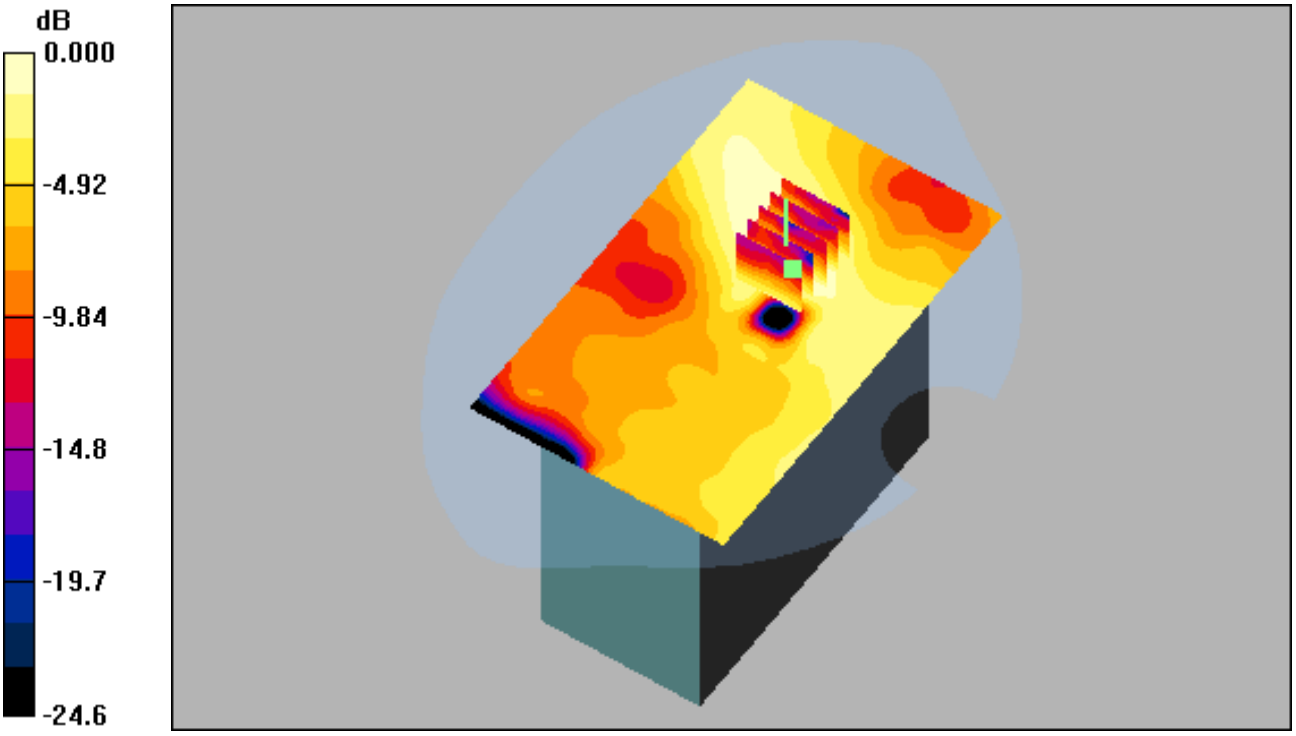

0 dB = 0.007mW/g

DIGITAL EMC CO., LTD

DUT: Smart-P300U; Type: PDA

Communication System: PCS1900; Frequency: 1880 MHz;Duty Cycle: 1:8.3
Medium parameters used: f = 1880 MHz; σ = 1.49 mho/m; ε_r = 54.3; ρ = 1000 kg/m^3
Phantom section: Flat Section

DASY4 Configuration:
Probe: ET3DV6R - SN1703; ConvF(4.58, 4.58, 4.58); Calibrated: 2013-07-29; Electronics: DAE3 Sn520
Phantom: SAM with CRP; Type: SAM; Serial: TP-1221
Measurement SW: DASY4, V4.7 Build 80; Postprocessing SW: SEMCAD, V1.8 Build 186

Test Date: 2013-09-03; Ambient Temp: 22.5; Tissue Temp:22.7

Touch from Body, Rear #2, PCS1900 Ch. 661, Ant Internal

Area Scan (81x131x1): Measurement grid: dx=15mm, dy=15mm
Zoom Scan (5x5x7)/Cube 0: Measurement grid: dx=8mm, dy=8mm, dz=5mm
Power Drift = -0.185 dB
Peak SAR (extrapolated) = 0.006 W/kg
SAR(1 g) = 0.00372 mW/g; SAR(10 g) = 0.00232 mW/g

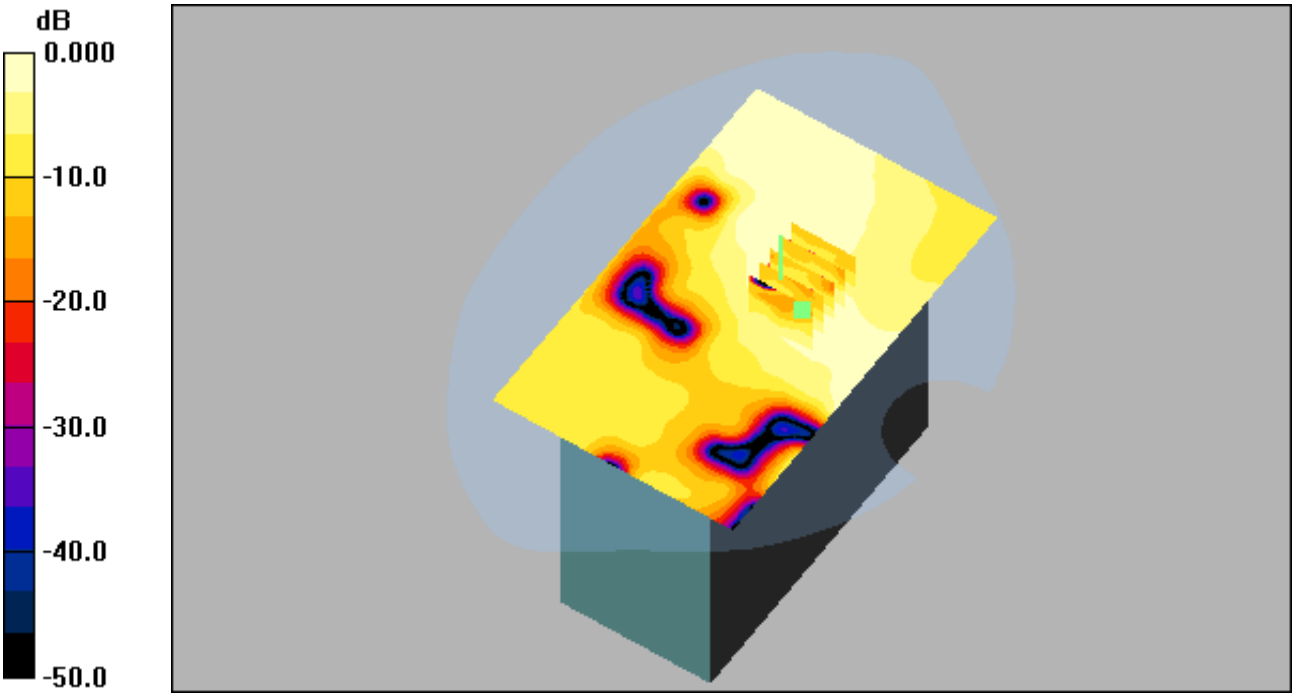

0 dB = 0.005mW/g

DIGITAL EMC CO., LTD

DUT: Smart-P300U; Type: PDA

Communication System: PCS1900; Frequency: 1880 MHz;Duty Cycle: 1:8.3
Medium parameters used: f = 1880 MHz; σ = 1.49 mho/m; ε_r = 54.3; ρ = 1000 kg/m^3
Phantom section: Flat Section

DASY4 Configuration:
Probe: ET3DV6R - SN1703; ConvF(4.58, 4.58, 4.58); Calibrated: 2013-07-29; Electronics: DAE3 Sn520
Phantom: SAM with CRP; Type: SAM; Serial: TP-1221
Measurement SW: DASY4, V4.7 Build 80; Postprocessing SW: SEMCAD, V1.8 Build 186

Test Date: 2013-09-03; Ambient Temp: 22.5; Tissue Temp:22.7

Touch from Body, Rear #2, PCS1900 GPRS 1Tx Ch. 661, Ant Internal

Area Scan (81x131x1): Measurement grid: dx=15mm, dy=15mm
Zoom Scan (5x5x7)/Cube 0: Measurement grid: dx=8mm, dy=8mm, dz=5mm
Power Drift = -0.173 dB
Peak SAR (extrapolated) = 0.011 W/kg
SAR(1 g) = 0.00749 mW/g; SAR(10 g) = 0.00488 mW/g

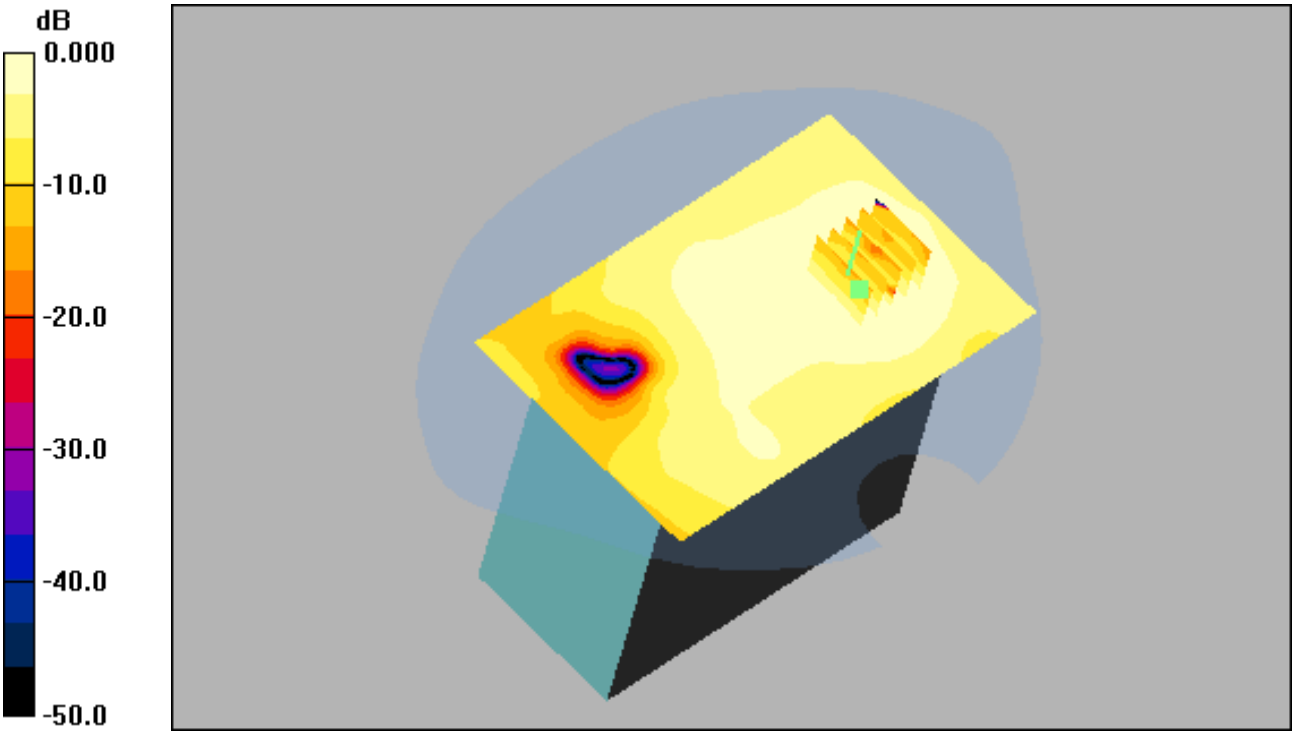

0 dB = 0.008mW/g

DIGITAL EMC CO., LTD

DUT: Smart-P300U; Type: PDA

Communication System: PCS1900; Frequency: 1880 MHz;Duty Cycle: 1:8.3
Medium parameters used: f = 1880 MHz; σ = 1.49 mho/m; ε_r = 54.3; ρ = 1000 kg/m^3
Phantom section: Flat Section

DASY4 Configuration:
Probe: ET3DV6R - SN1703; ConvF(4.58, 4.58, 4.58); Calibrated: 2013-07-29; Electronics: DAE3 Sn520
Phantom: SAM with CRP; Type: SAM; Serial: TP-1221
Measurement SW: DASY4, V4.7 Build 80; Postprocessing SW: SEMCAD, V1.8 Build 186

Test Date: 2013-09-03; Ambient Temp: 22.5; Tissue Temp:22.7

Touch from Body, Right, PCS1900 GPRS 1Tx Ch. 661, Ant Internal

Area Scan (71x131x1): Measurement grid: dx=15mm, dy=15mm
Zoom Scan (5x5x7)/Cube 0: Measurement grid: dx=8mm, dy=8mm, dz=5mm
Power Drift = -0.067 dB
Peak SAR (extrapolated) = 0.117 W/kg
SAR(1 g) = 0.068 mW/g; SAR(10 g) = 0.038 mW/g

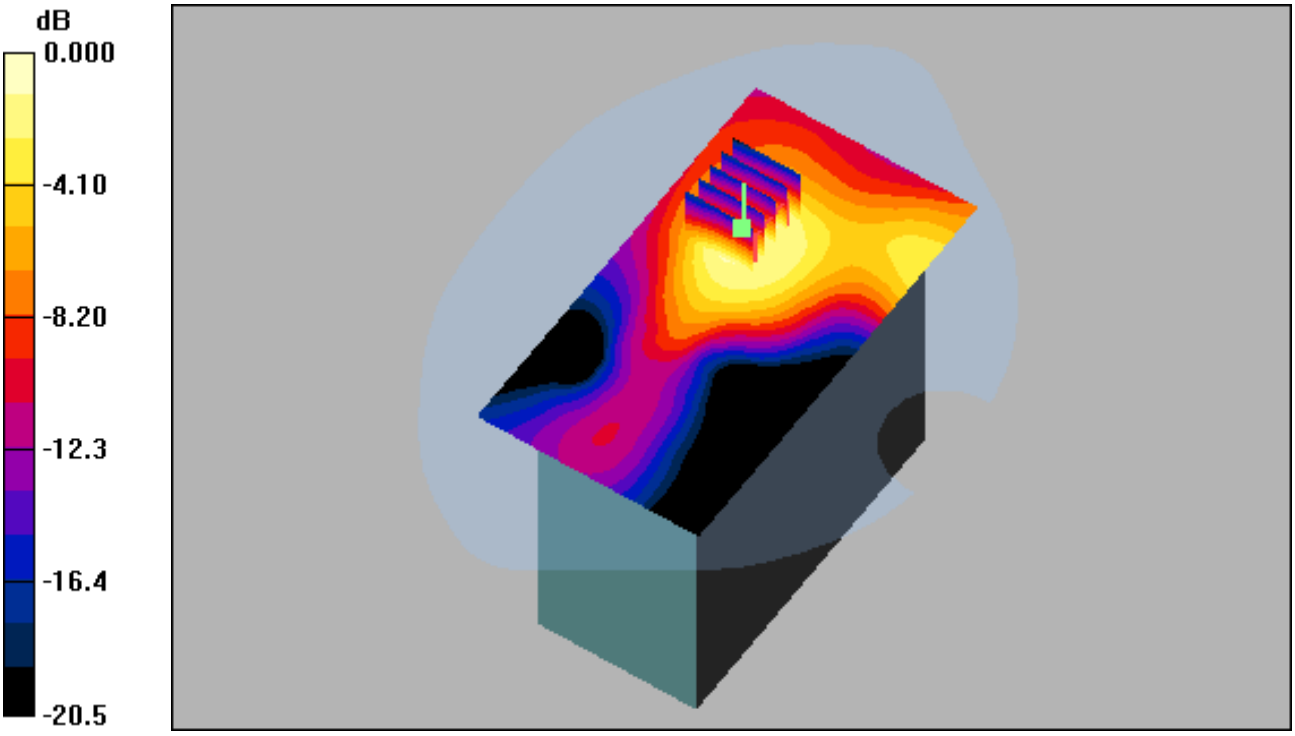

0 dB = 0.077mW/g

DIGITAL EMC CO., LTD

DUT: Smart-P300U; Type: PDA

Communication System: PCS1900; Frequency: 1880 MHz;Duty Cycle: 1:8.3
Medium parameters used: f = 1880 MHz; σ = 1.49 mho/m; ε_r = 54.3; ρ = 1000 kg/m^3
Phantom section: Flat Section

DASY4 Configuration:
Probe: ET3DV6R - SN1703; ConvF(4.58, 4.58, 4.58); Calibrated: 2013-07-29; Electronics: DAE3 Sn520
Phantom: SAM with CRP; Type: SAM; Serial: TP-1221
Measurement SW: DASY4, V4.7 Build 80; Postprocessing SW: SEMCAD, V1.8 Build 186

Test Date: 2013-09-03; Ambient Temp: 22.5; Tissue Temp:22.7

Touch from Body, Left, PCS1900 Ch. 661, Ant Internal

Area Scan (71x131x1): Measurement grid: dx=15mm, dy=15mm
Zoom Scan (5x5x7)/Cube 0: Measurement grid: dx=8mm, dy=8mm, dz=5mm
Power Drift = 0.142 dB
Peak SAR (extrapolated) = 1.05 W/kg
SAR(1 g) = 0.593 mW/g; SAR(10 g) = 0.301 mW/g

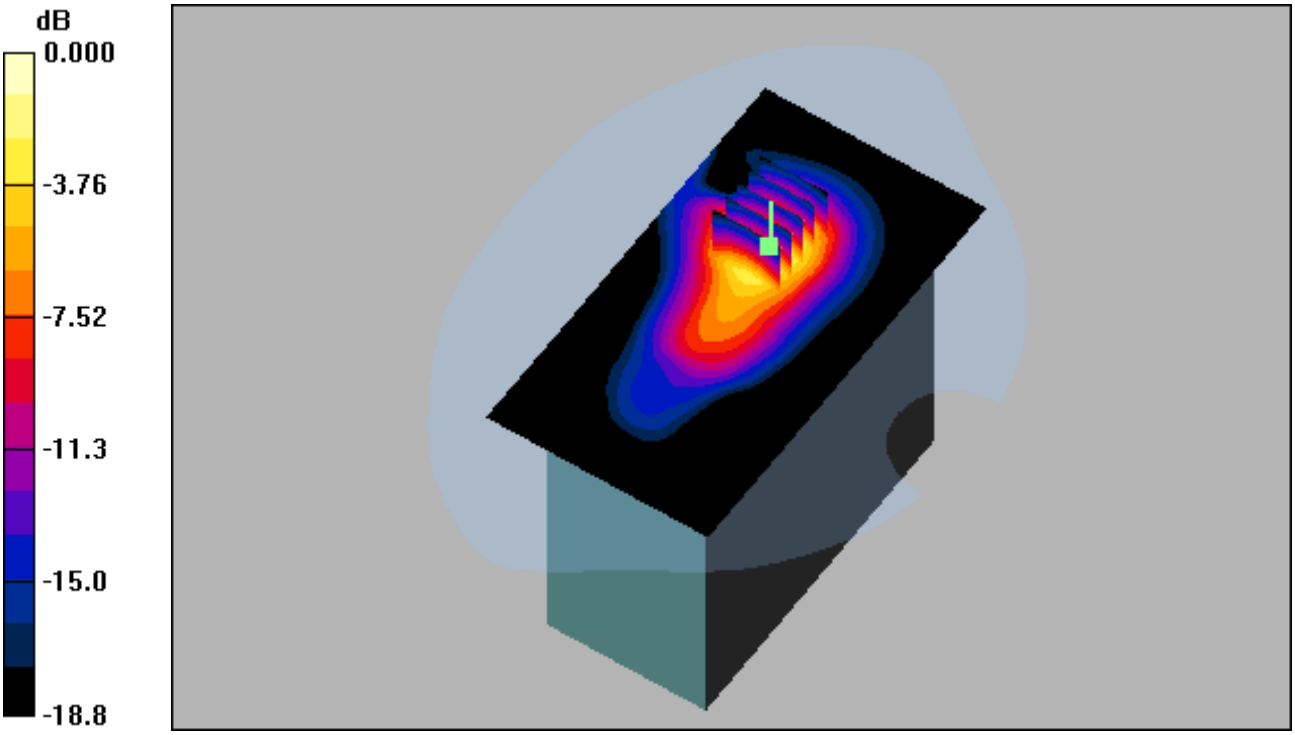

0 dB = 0.671mW/g

DIGITAL EMC CO., LTD

DUT: Smart-P300U; Type: PDA

Communication System: PCS1900; Frequency: 1880 MHz;Duty Cycle: 1:8.3
Medium parameters used: f = 1880 MHz; σ = 1.49 mho/m; ε_r = 54.3; ρ = 1000 kg/m^3
Phantom section: Flat Section

DASY4 Configuration:
Probe: ET3DV6R - SN1703; ConvF(4.58, 4.58, 4.58); Calibrated: 2013-07-29; Electronics: DAE3 Sn520
Phantom: SAM with CRP; Type: SAM; Serial: TP-1221
Measurement SW: DASY4, V4.7 Build 80; Postprocessing SW: SEMCAD, V1.8 Build 186

Test Date: 2013-09-03; Ambient Temp: 22.5; Tissue Temp:22.7

Touch from Body, Left, PCS1900 GPRS 1Tx Ch. 661, Ant Internal

Area Scan (71x131x1): Measurement grid: dx=15mm, dy=15mm
Zoom Scan (5x5x7)/Cube 0: Measurement grid: dx=8mm, dy=8mm, dz=5mm
Power Drift = 0.089 dB
Peak SAR (extrapolated) = 1.06 W/kg
SAR(1 g) = 0.606 mW/g; SAR(10 g) = 0.308 mW/g

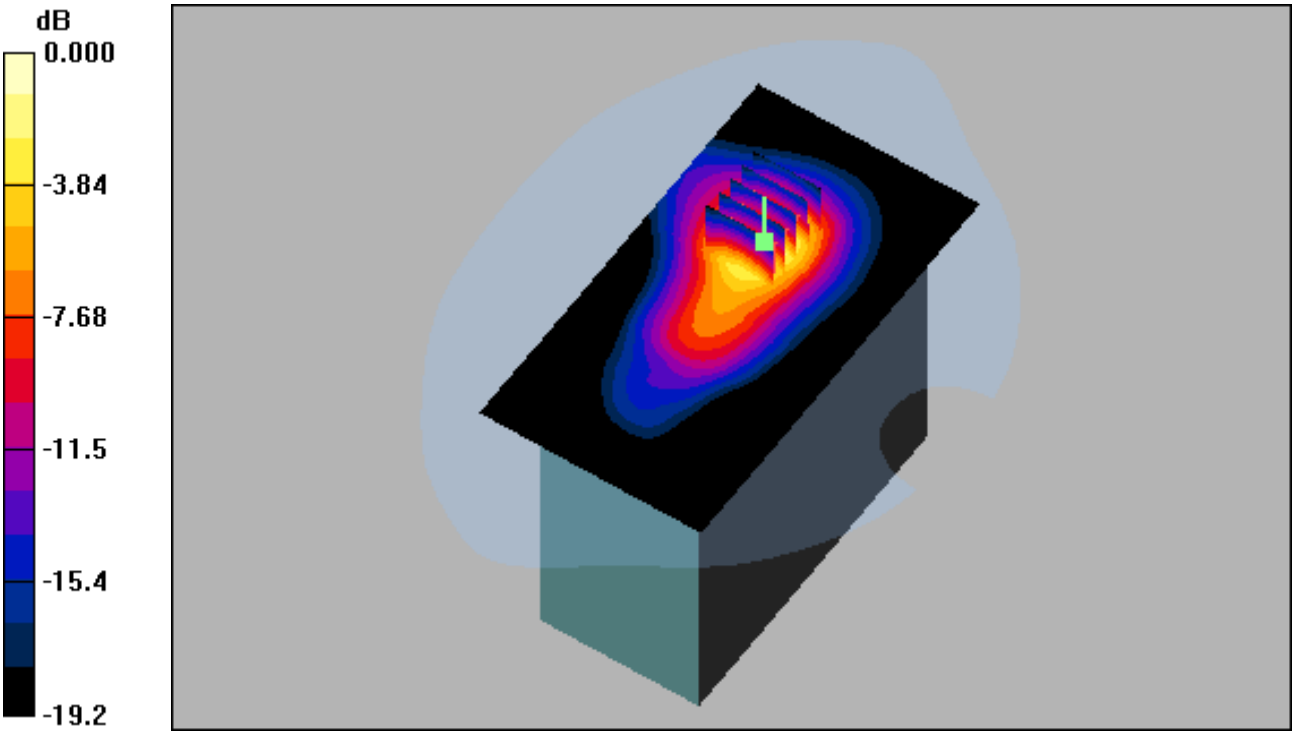

0 dB = 0.680mW/g

DIGITAL EMC CO., LTD

DUT: Smart-P300U; Type: PDA

Communication System: PCS1900; Frequency: 1880 MHz;Duty Cycle: 1:4.15
Medium parameters used: f = 1880 MHz; σ = 1.49 mho/m; ε_r = 54.3; ρ = 1000 kg/m^3
Phantom section: Flat Section

DASY4 Configuration:
Probe: ET3DV6R - SN1703; ConvF(4.58, 4.58, 4.58); Calibrated: 2013-07-29; Electronics: DAE3 Sn520
Phantom: SAM with CRP; Type: SAM; Serial: TP-1221
Measurement SW: DASY4, V4.7 Build 80; Postprocessing SW: SEMCAD, V1.8 Build 186

Test Date: 2013-09-03; Ambient Temp: 22.5; Tissue Temp:22.7

Touch from Body, Left, PCS1900 GPRS 2Tx Ch. 661, Ant Internal

Area Scan (71x131x1): Measurement grid: dx=15mm, dy=15mm
Zoom Scan (5x5x7)/Cube 0: Measurement grid: dx=8mm, dy=8mm, dz=5mm
Power Drift = 0.127 dB
Peak SAR (extrapolated) = 1.00 W/kg
SAR(1 g) = 0.570 mW/g; SAR(10 g) = 0.289 mW/g

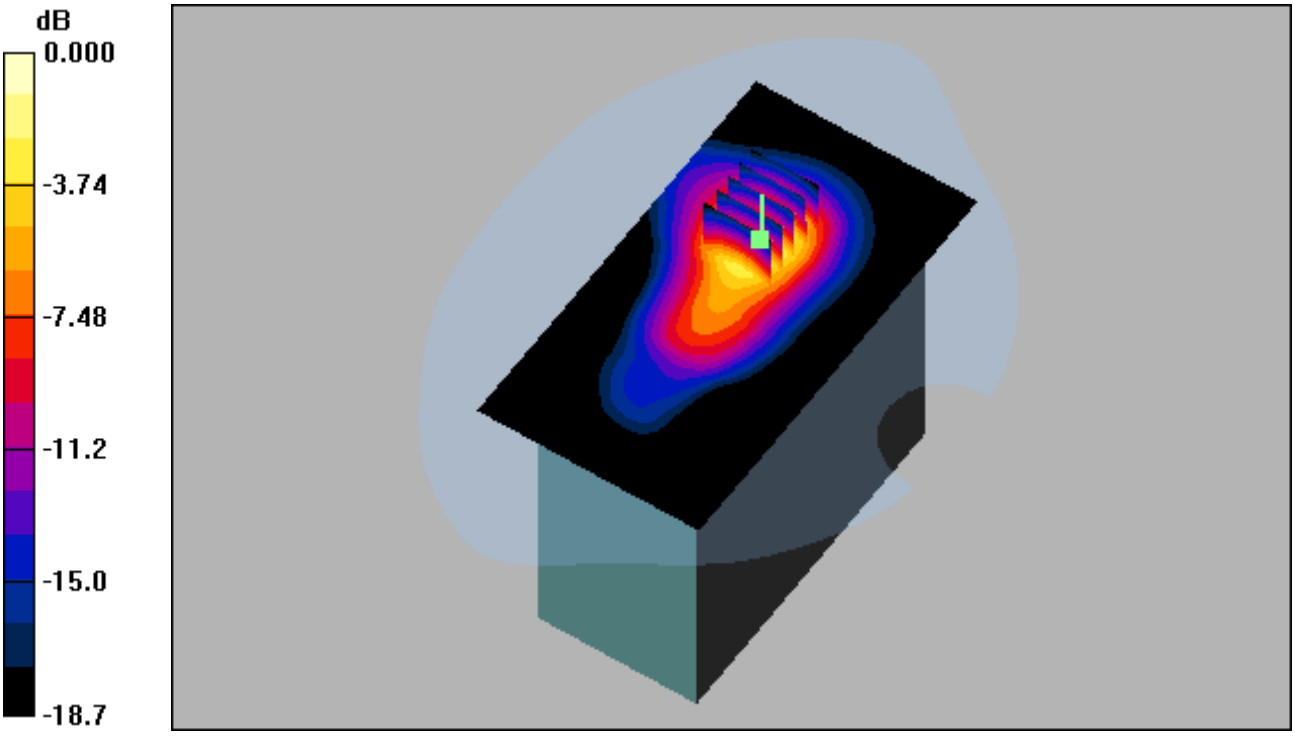

0 dB = 0.645mW/g

DIGITAL EMC CO., LTD

DUT: Smart-P300U; Type: PDA

Communication System: PCS1900; Frequency: 1880 MHz;Duty Cycle: 1:2.77
Medium parameters used: f = 1880 MHz; σ = 1.49 mho/m; ε_r = 54.3; ρ = 1000 kg/m^3
Phantom section: Flat Section

DASY4 Configuration:
Probe: ET3DV6R - SN1703; ConvF(4.58, 4.58, 4.58); Calibrated: 2013-07-29; Electronics: DAE3 Sn520
Phantom: SAM with CRP; Type: SAM; Serial: TP-1221
Measurement SW: DASY4, V4.7 Build 80; Postprocessing SW: SEMCAD, V1.8 Build 186

Test Date: 2013-09-03; Ambient Temp: 22.5; Tissue Temp:22.7

Touch from Body, Left, PCS1900 GPRS 3Tx Ch. 661, Ant Internal

Area Scan (71x131x1): Measurement grid: dx=15mm, dy=15mm
Zoom Scan (5x5x7)/Cube 0: Measurement grid: dx=8mm, dy=8mm, dz=5mm
Power Drift = 0.111 dB
Peak SAR (extrapolated) = 0.935 W/kg
SAR(1 g) = 0.506 mW/g; SAR(10 g) = 0.246 mW/g

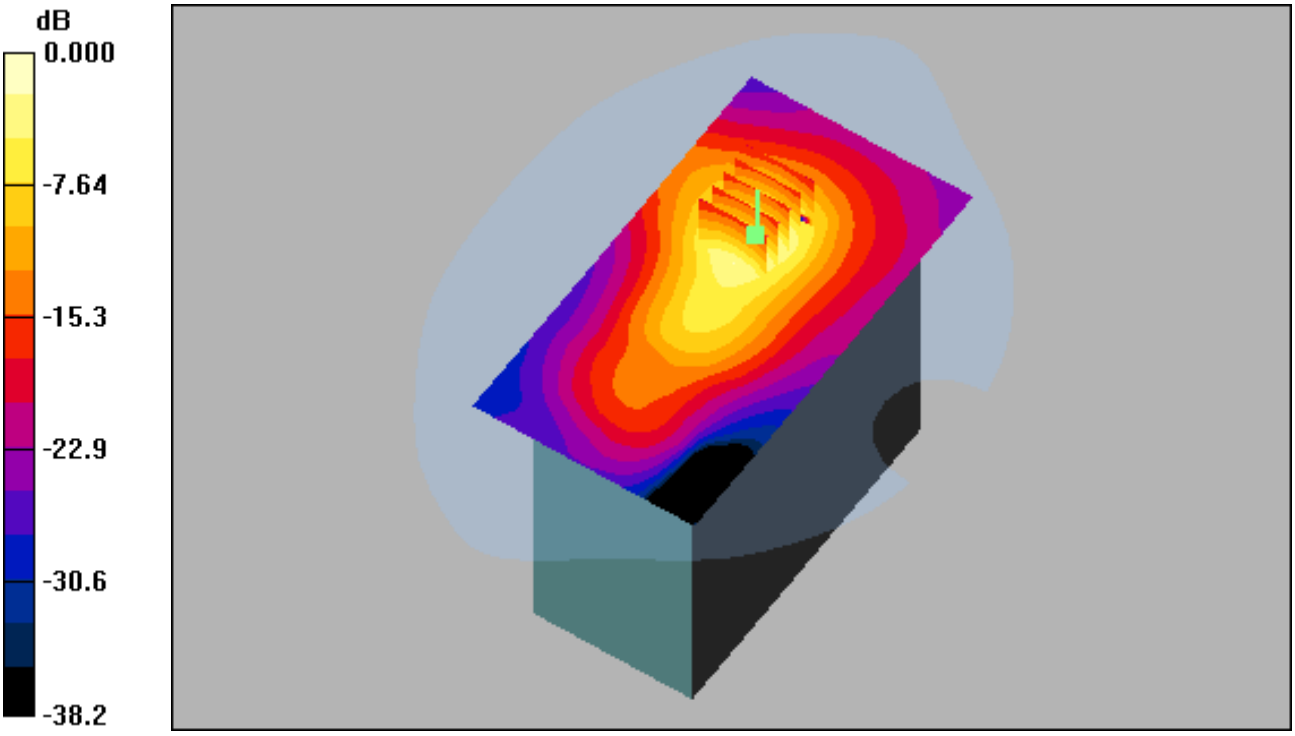

0 dB = 0.544mW/g

DIGITAL EMC CO., LTD

DUT: Smart-P300U; Type: PDA

Communication System: PCS1900; Frequency: 1880 MHz;Duty Cycle: 1:2.075
Medium parameters used: f = 1880 MHz; σ = 1.49 mho/m; ε_r = 54.3; ρ = 1000 kg/m^3
Phantom section: Flat Section

DASY4 Configuration:
Probe: ET3DV6R - SN1703; ConvF(4.58, 4.58, 4.58); Calibrated: 2013-07-29; Electronics: DAE3 Sn520
Phantom: SAM with CRP; Type: SAM; Serial: TP-1221
Measurement SW: DASY4, V4.7 Build 80; Postprocessing SW: SEMCAD, V1.8 Build 186

Test Date: 2013-09-03; Ambient Temp: 22.5; Tissue Temp:22.7

Touch from Body, Left, PCS1900 GPRS 4Tx Ch. 661, Ant Internal

Area Scan (71x131x1): Measurement grid: dx=15mm, dy=15mm
Zoom Scan (5x5x7)/Cube 0: Measurement grid: dx=8mm, dy=8mm, dz=5mm
Power Drift = 0.148 dB
Peak SAR (extrapolated) = 0.871 W/kg
SAR(1 g) = 0.496 mW/g; SAR(10 g) = 0.252 mW/g

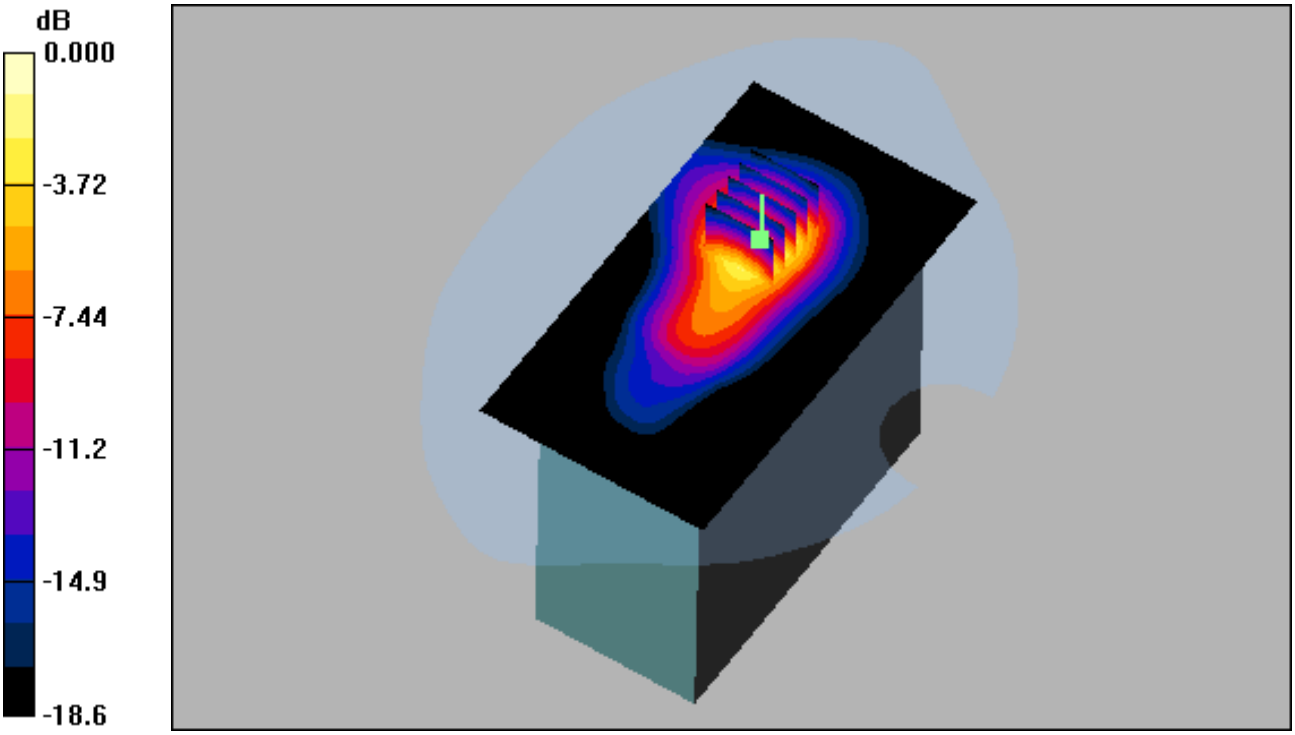

0 dB = 0.560mW/g

DIGITAL EMC CO., LTD

DUT: Smart-P300U; Type: PDA

Communication System: PCS1900; Frequency: 1880 MHz;Duty Cycle: 1:8.3
Medium parameters used: f = 1880 MHz; σ = 1.49 mho/m; ε_r = 54.3; ρ = 1000 kg/m^3
Phantom section: Flat Section

DASY4 Configuration:
Probe: ET3DV6R - SN1703; ConvF(4.58, 4.58, 4.58); Calibrated: 2013-07-29; Electronics: DAE3 Sn520
Phantom: SAM with CRP; Type: SAM; Serial: TP-1221
Measurement SW: DASY4, V4.7 Build 80; Postprocessing SW: SEMCAD, V1.8 Build 186

Test Date: 2013-09-03; Ambient Temp: 22.5; Tissue Temp:22.7

Touch from Body, Left, PCS1900 GPRS 1 Tx Ch. 661, Ant Internal

Area Scan (71x131x1): Measurement grid: dx=15mm, dy=15mm
Zoom Scan (5x5x7)/Cube 0: Measurement grid: dx=8mm, dy=8mm, dz=5mm
Power Drift = 0.089 dB
Peak SAR (extrapolated) = 1.06 W/kg
SAR(1 g) = 0.606 mW/g; SAR(10 g) = 0.308 mW/g

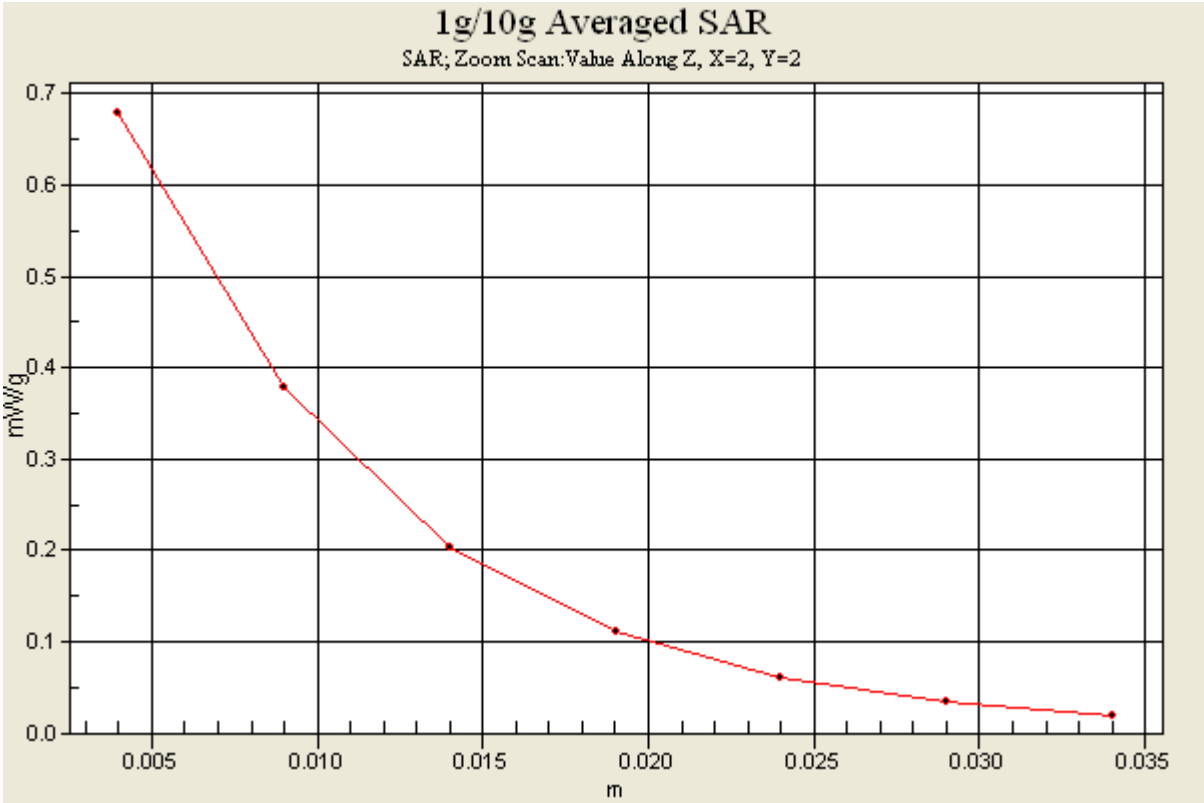

DIGITAL EMC CO., LTD

DUT: Smart-P300U; Type: PDA

Communication System: WCDMA 850 ; Frequency: 836.6 MHz;Duty Cycle: 1:1
Medium parameters used: f = 836.6 MHz; σ = 0.952 mho/m; ε_r = 53.5; ρ = 1000 kg/m^3
Phantom section: Flat Section

DASY4 Configuration:
Probe: ET3DV6R - SN1703; ConvF(6.39, 6.39, 6.39); Calibrated: 2013-07-29; Electronics: DAE3 Sn520
Phantom: SAM with CRP; Type: SAM; Serial: TP-1221
Measurement SW: DASY4, V4.7 Build 80; Postprocessing SW: SEMCAD, V1.8 Build 186

Test Date: 2013-09-02; Ambient Temp: 22.2; Tissue Temp:22.6

Touch from Body, Top #1, WCDMA850 Ch. 4183, Ant Internal

Area Scan (101x101x1): Measurement grid: dx=15mm, dy=15mm
Zoom Scan (5x5x7)/Cube 0: Measurement grid: dx=8mm, dy=8mm, dz=5mm
Power Drift = -0.157 dB
Peak SAR (extrapolated) = 0.038 W/kg
SAR(1 g) = 0.029 mW/g; SAR(10 g) = 0.021 mW/g

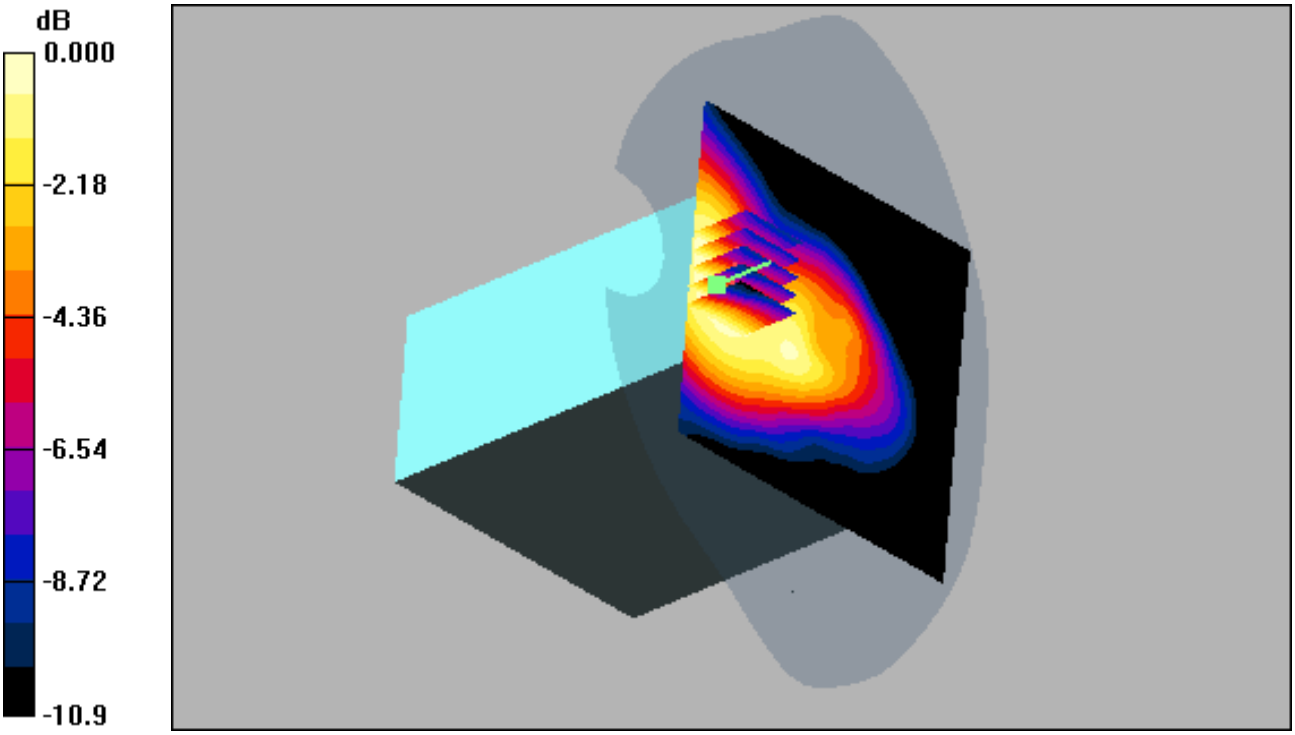

0 dB = 0.031mW/g

DIGITAL EMC CO., LTD

DUT: Smart-P300U; Type: PDA

Communication System: WCDMA 850 ; Frequency: 836.6 MHz;Duty Cycle: 1:1
Medium parameters used: f = 836.6 MHz; σ = 0.952 mho/m; ε_r = 53.5; ρ = 1000 kg/m^3
Phantom section: Flat Section

DASY4 Configuration:
Probe: ET3DV6R - SN1703; ConvF(6.39, 6.39, 6.39); Calibrated: 2013-07-29; Electronics: DAE3 Sn520
Phantom: SAM with CRP; Type: SAM; Serial: TP-1221
Measurement SW: DASY4, V4.7 Build 80; Postprocessing SW: SEMCAD, V1.8 Build 186

Test Date: 2013-09-02; Ambient Temp: 22.2; Tissue Temp:22.6

Touch from Body, Top #2, WCDMA850 Ch. 4183, Ant Internal

Area Scan (101x101x1): Measurement grid: dx=15mm, dy=15mm
Zoom Scan (5x5x7)/Cube 0: Measurement grid: dx=8mm, dy=8mm, dz=5mm
Power Drift = 0.096 dB
Peak SAR (extrapolated) = 0.428 W/kg
SAR(1 g) = 0.217 mW/g; SAR(10 g) = 0.126 mW/g

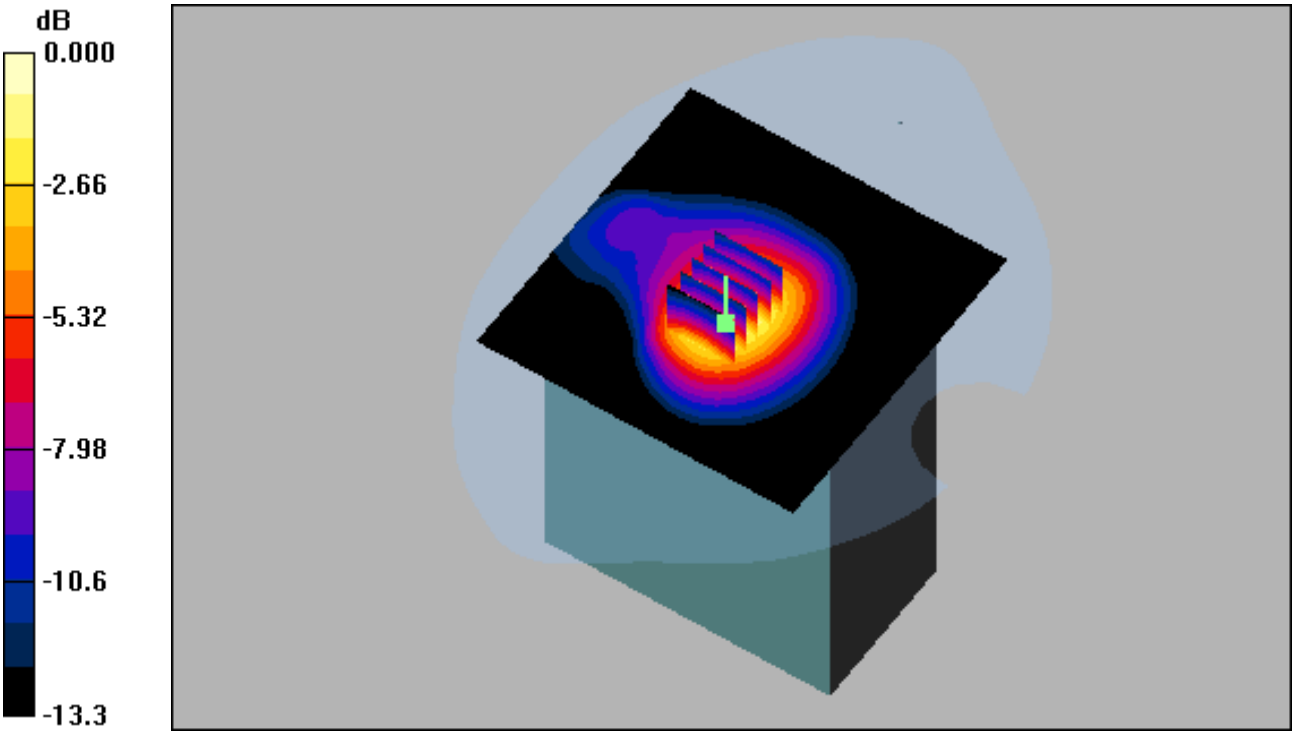

0 dB = 0.222mW/g

DIGITAL EMC CO., LTD

DUT: Smart-P300U; Type: PDA

Communication System: WCDMA 850 ; Frequency: 836.6 MHz;Duty Cycle: 1:1
Medium parameters used: f = 836.6 MHz; σ = 0.952 mho/m; ε_r = 53.5; ρ = 1000 kg/m^3
Phantom section: Flat Section

DASY4 Configuration:
Probe: ET3DV6R - SN1703; ConvF(6.39, 6.39, 6.39); Calibrated: 2013-07-29; Electronics: DAE3 Sn520
Phantom: SAM with CRP; Type: SAM; Serial: TP-1221
Measurement SW: DASY4, V4.7 Build 80; Postprocessing SW: SEMCAD, V1.8 Build 186

Test Date: 2013-09-02; Ambient Temp: 22.2; Tissue Temp:22.6

Touch from Body, Bottom, WCDMA850 Ch. 4183, Ant Internal

Area Scan (101x101x1): Measurement grid: dx=15mm, dy=15mm
Zoom Scan (5x5x7)/Cube 0: Measurement grid: dx=8mm, dy=8mm, dz=5mm
Power Drift = -0.133 dB
Peak SAR (extrapolated) = 0.067 W/kg
SAR(1 g) = 0.024 mW/g; SAR(10 g) = 0.012 mW/g

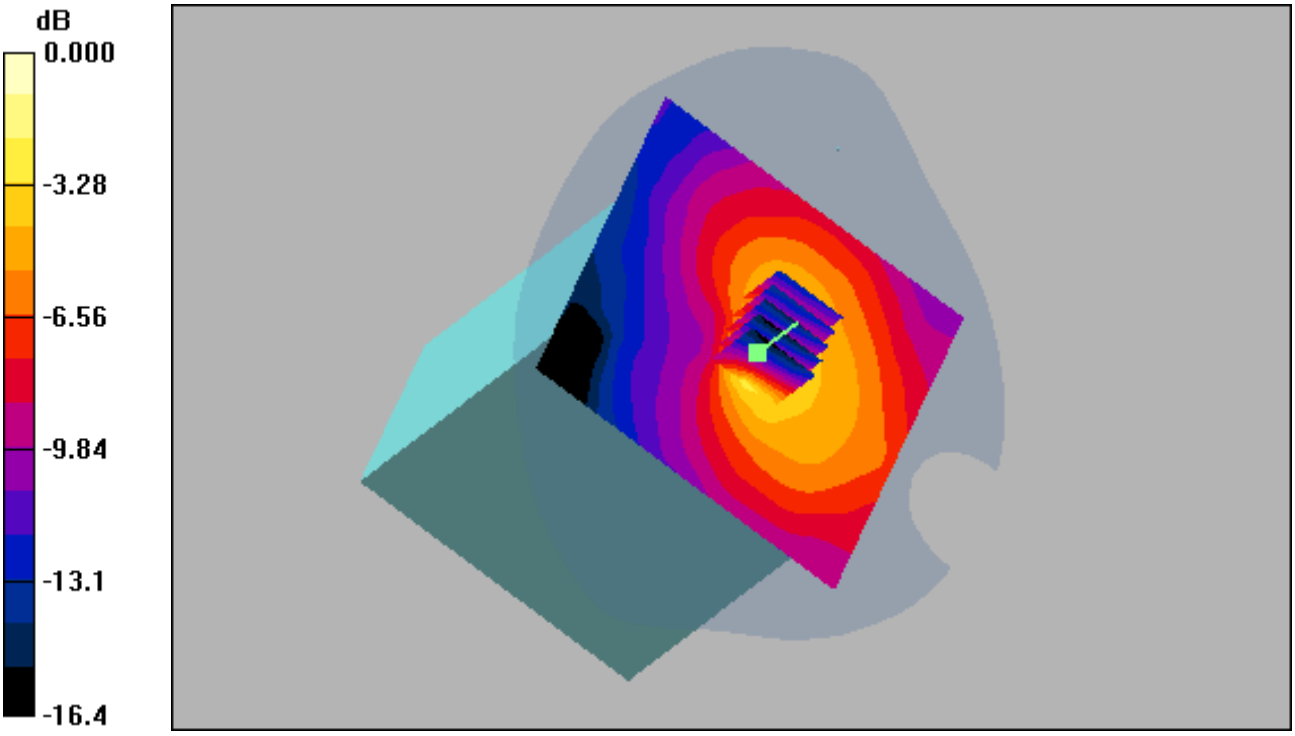

0 dB = 0.028mW/g

DIGITAL EMC CO., LTD

DUT: Smart-P300U; Type: PDA

Communication System: WCDMA 850 ; Frequency: 836.6 MHz;Duty Cycle: 1:1
Medium parameters used: f = 836.6 MHz; σ = 0.952 mho/m; ε_r = 53.5; ρ = 1000 kg/m^3
Phantom section: Flat Section

DASY4 Configuration:
Probe: ET3DV6R - SN1703; ConvF(6.39, 6.39, 6.39); Calibrated: 2013-07-29; Electronics: DAE3 Sn520
Phantom: SAM with CRP; Type: SAM; Serial: TP-1221
Measurement SW: DASY4, V4.7 Build 80; Postprocessing SW: SEMCAD, V1.8 Build 186

Test Date: 2013-09-02; Ambient Temp: 22.2; Tissue Temp:22.6

Touch from Body, Front, WCDMA850 Ch. 4183, Ant Internal

Area Scan (81x131x1): Measurement grid: dx=15mm, dy=15mm
Zoom Scan (5x5x7)/Cube 0: Measurement grid: dx=8mm, dy=8mm, dz=5mm
Power Drift = -0.098 dB
Peak SAR (extrapolated) = 0.190 W/kg
SAR(1 g) = 0.121 mW/g; SAR(10 g) = 0.081 mW/g

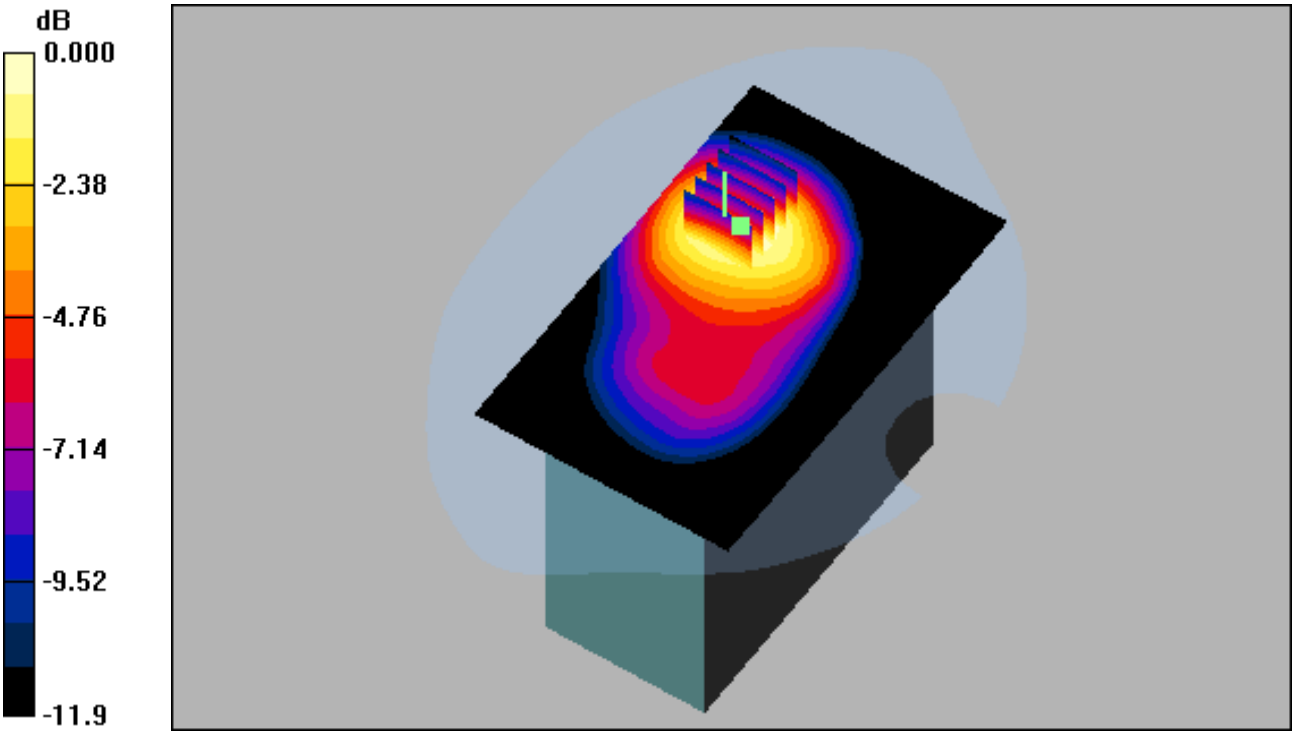

0 dB = 0.128mW/g

DIGITAL EMC CO., LTD

DUT: Smart-P300U; Type: PDA

Communication System: WCDMA 850 ; Frequency: 836.6 MHz;Duty Cycle: 1:1
Medium parameters used: f = 836.6 MHz; σ = 0.952 mho/m; ε_r = 53.5; ρ = 1000 kg/m^3
Phantom section: Flat Section

DASY4 Configuration:
Probe: ET3DV6R - SN1703; ConvF(6.39, 6.39, 6.39); Calibrated: 2013-07-29; Electronics: DAE3 Sn520
Phantom: SAM with CRP; Type: SAM; Serial: TP-1221
Measurement SW: DASY4, V4.7 Build 80; Postprocessing SW: SEMCAD, V1.8 Build 186

Test Date: 2013-09-02; Ambient Temp: 22.2; Tissue Temp:22.6

Touch from Body, Rear #1, WCDMA850 Ch. 4183, Ant Internal

Area Scan (81x131x1): Measurement grid: dx=15mm, dy=15mm
Zoom Scan (5x5x7)/Cube 0: Measurement grid: dx=8mm, dy=8mm, dz=5mm
Power Drift = -0.170 dB
Peak SAR (extrapolated) = 0.004 W/kg
SAR(1 g) = 0.00317 mW/g; SAR(10 g) = 0.00229 mW/g

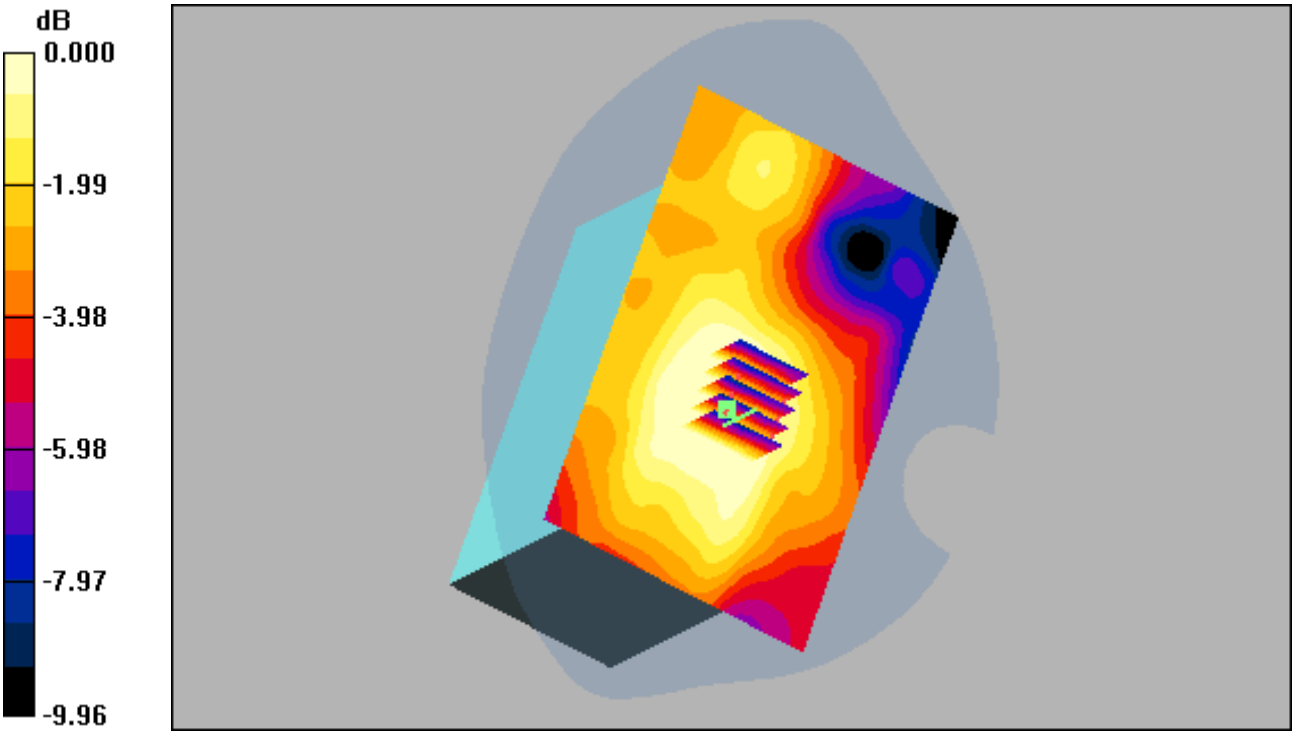

0 dB = 0.003mW/g

DIGITAL EMC CO., LTD

DUT: Smart-P300U; Type: PDA

Communication System: WCDMA 850 ; Frequency: 836.6 MHz;Duty Cycle: 1:1
Medium parameters used: f = 836.6 MHz; σ = 0.952 mho/m; ε_r = 53.5; ρ = 1000 kg/m^3
Phantom section: Flat Section

DASY4 Configuration:
Probe: ET3DV6R - SN1703; ConvF(6.39, 6.39, 6.39); Calibrated: 2013-07-29; Electronics: DAE3 Sn520
Phantom: SAM with CRP; Type: SAM; Serial: TP-1221
Measurement SW: DASY4, V4.7 Build 80; Postprocessing SW: SEMCAD, V1.8 Build 186

Test Date: 2013-09-02; Ambient Temp: 22.2; Tissue Temp:22.6

Touch from Body, Rear #2, WCDMA850 Ch. 4183, Ant Internal

Area Scan (81x131x1): Measurement grid: dx=15mm, dy=15mm
Zoom Scan (5x5x7)/Cube 0: Measurement grid: dx=8mm, dy=8mm, dz=5mm
Power Drift = -0.111 dB
Peak SAR (extrapolated) = 0.005 W/kg
SAR(1 g) = 0.00333 mW/g; SAR(10 g) = 0.00235 mW/g

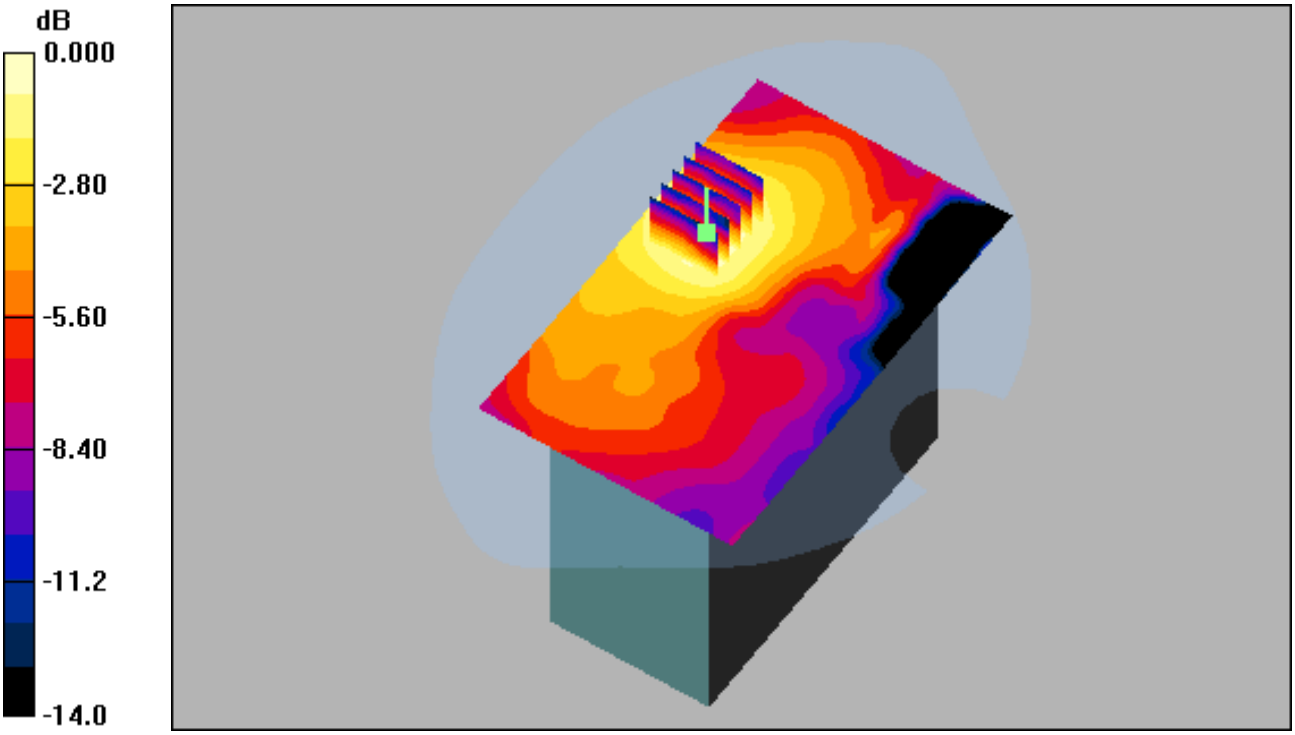

0 dB = 0.004mW/g

DIGITAL EMC CO., LTD

DUT: Smart-P300U; Type: PDA

Communication System: WCDMA 850 ; Frequency: 836.6 MHz;Duty Cycle: 1:1
Medium parameters used: f = 836.6 MHz; σ = 0.952 mho/m; ε_r = 53.5; ρ = 1000 kg/m^3
Phantom section: Flat Section

DASY4 Configuration:
Probe: ET3DV6R - SN1703; ConvF(6.39, 6.39, 6.39); Calibrated: 2013-07-29; Electronics: DAE3 Sn520
Phantom: SAM with CRP; Type: SAM; Serial: TP-1221
Measurement SW: DASY4, V4.7 Build 80; Postprocessing SW: SEMCAD, V1.8 Build 186

Test Date: 2013-09-02; Ambient Temp: 22.2; Tissue Temp:22.6

Touch from Body, Right, WCDMA850 Ch. 4183, Ant Internal

Area Scan (71x131x1): Measurement grid: dx=15mm, dy=15mm
Zoom Scan (5x5x7)/Cube 0: Measurement grid: dx=8mm, dy=8mm, dz=5mm
Power Drift = 0.080 dB
Peak SAR (extrapolated) = 0.081 W/kg
SAR(1 g) = 0.055 mW/g; SAR(10 g) = 0.036 mW/g

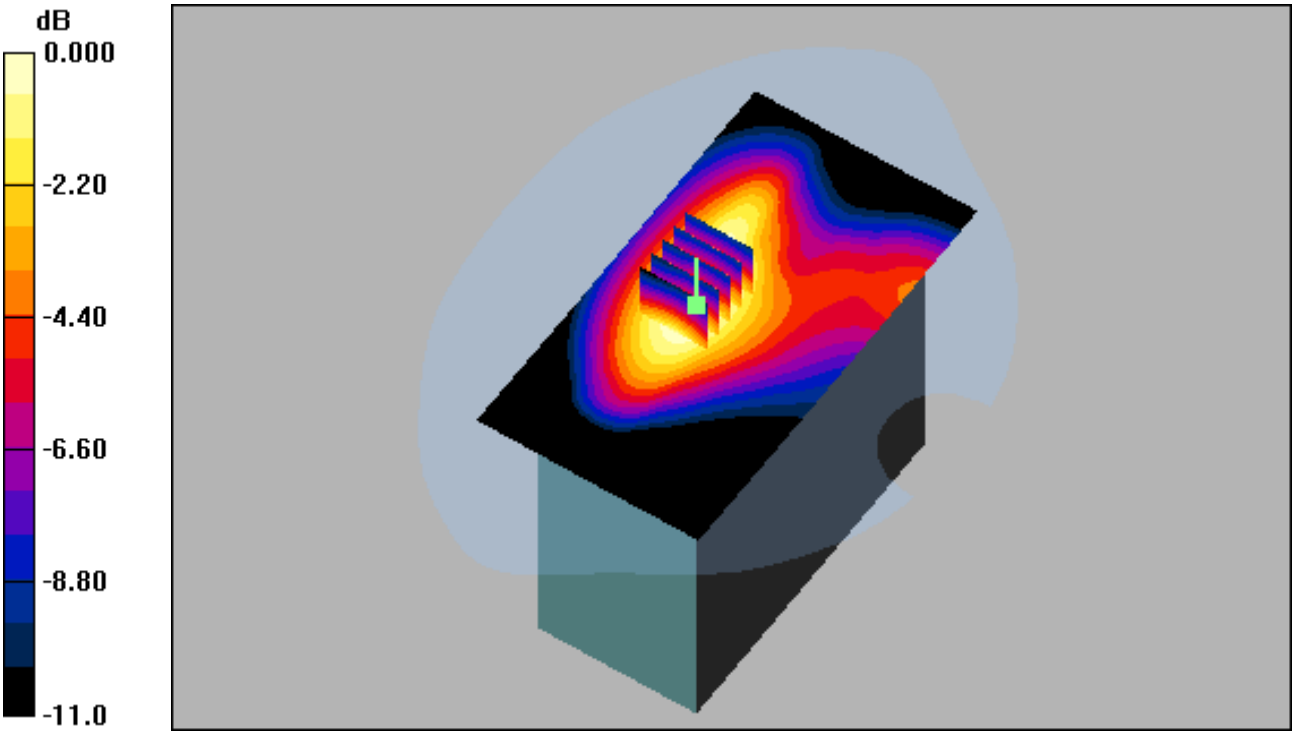

0 dB = 0.060mW/g

DIGITAL EMC CO., LTD

DUT: Smart-P300U; Type: PDA

Communication System: WCDMA 850 ; Frequency: 836.6 MHz;Duty Cycle: 1:1
Medium parameters used: f = 836.6 MHz; σ = 0.952 mho/m; ε_r = 53.5; ρ = 1000 kg/m^3
Phantom section: Flat Section

DASY4 Configuration:
Probe: ET3DV6R - SN1703; ConvF(6.39, 6.39, 6.39); Calibrated: 2013-07-29; Electronics: DAE3 Sn520
Phantom: SAM with CRP; Type: SAM; Serial: TP-1221
Measurement SW: DASY4, V4.7 Build 80; Postprocessing SW: SEMCAD, V1.8 Build 186

Test Date: 2013-09-02; Ambient Temp: 22.2; Tissue Temp:22.6

Touch from Body, Left, WCDMA850 Ch. 4183, Ant Internal

Area Scan (71x131x1): Measurement grid: dx=15mm, dy=15mm
Zoom Scan (5x5x7)/Cube 0: Measurement grid: dx=8mm, dy=8mm, dz=5mm
Power Drift = -0.016 dB
Peak SAR (extrapolated) = 0.813 W/kg
SAR(1 g) = 0.361 mW/g; SAR(10 g) = 0.197 mW/g

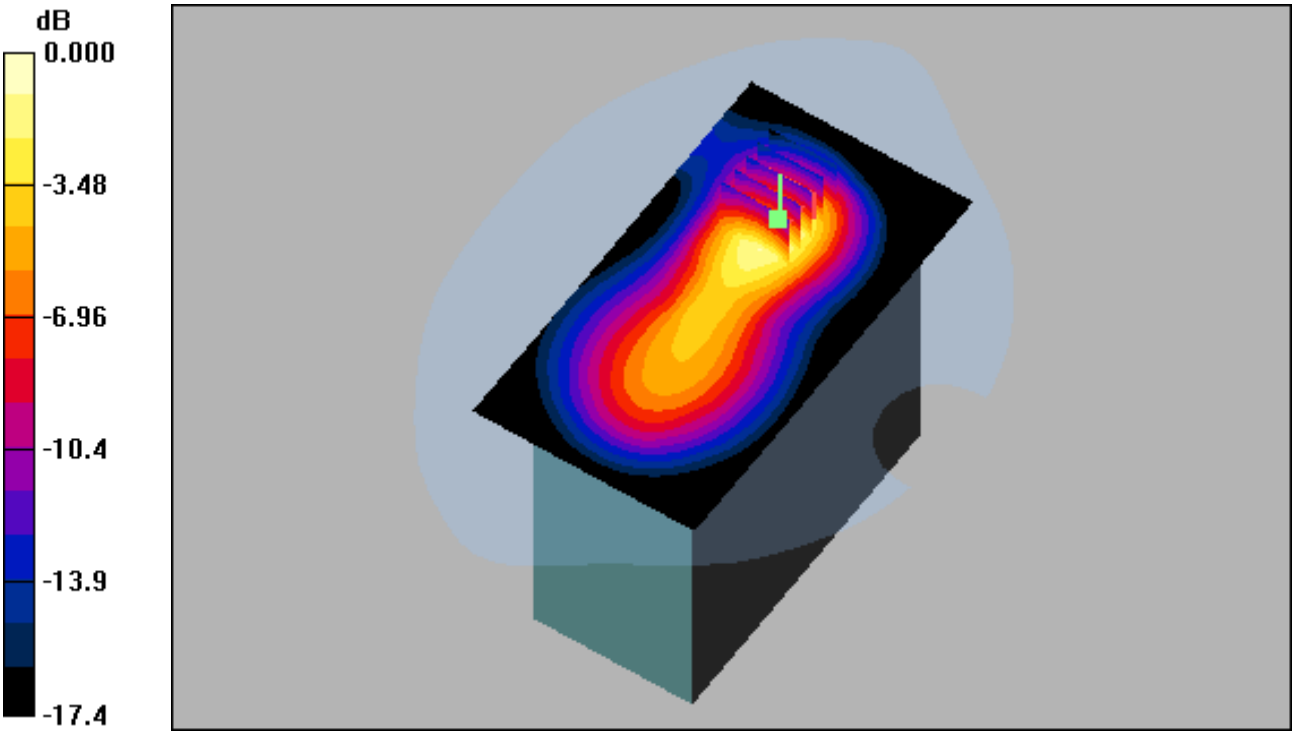

0 dB = 0.389mW/g

DIGITAL EMC CO., LTD

DUT: Smart-P300U; Type: PDA

Communication System: WCDMA 850 ; Frequency: 836.6 MHz;Duty Cycle: 1:1
Medium parameters used: f = 836.6 MHz; σ = 0.952 mho/m; ε_r = 53.5; ρ = 1000 kg/m^3
Phantom section: Flat Section

DASY4 Configuration:
Probe: ET3DV6R - SN1703; ConvF(6.39, 6.39, 6.39); Calibrated: 2013-07-29; Electronics: DAE3 Sn520
Phantom: SAM with CRP; Type: SAM; Serial: TP-1221
Measurement SW: DASY4, V4.7 Build 80; Postprocessing SW: SEMCAD, V1.8 Build 186

Test Date: 2013-09-02; Ambient Temp: 22.2; Tissue Temp:22.6

Touch from Body, Left, WCDMA850 Ch. 4183, Ant Internal

Area Scan (71x131x1): Measurement grid: dx=15mm, dy=15mm
Zoom Scan (5x5x7)/Cube 0: Measurement grid: dx=8mm, dy=8mm, dz=5mm
Power Drift = -0.016 dB
Peak SAR (extrapolated) = 0.813 W/kg
SAR(1 g) = 0.361 mW/g; SAR(10 g) = 0.197 mW/g

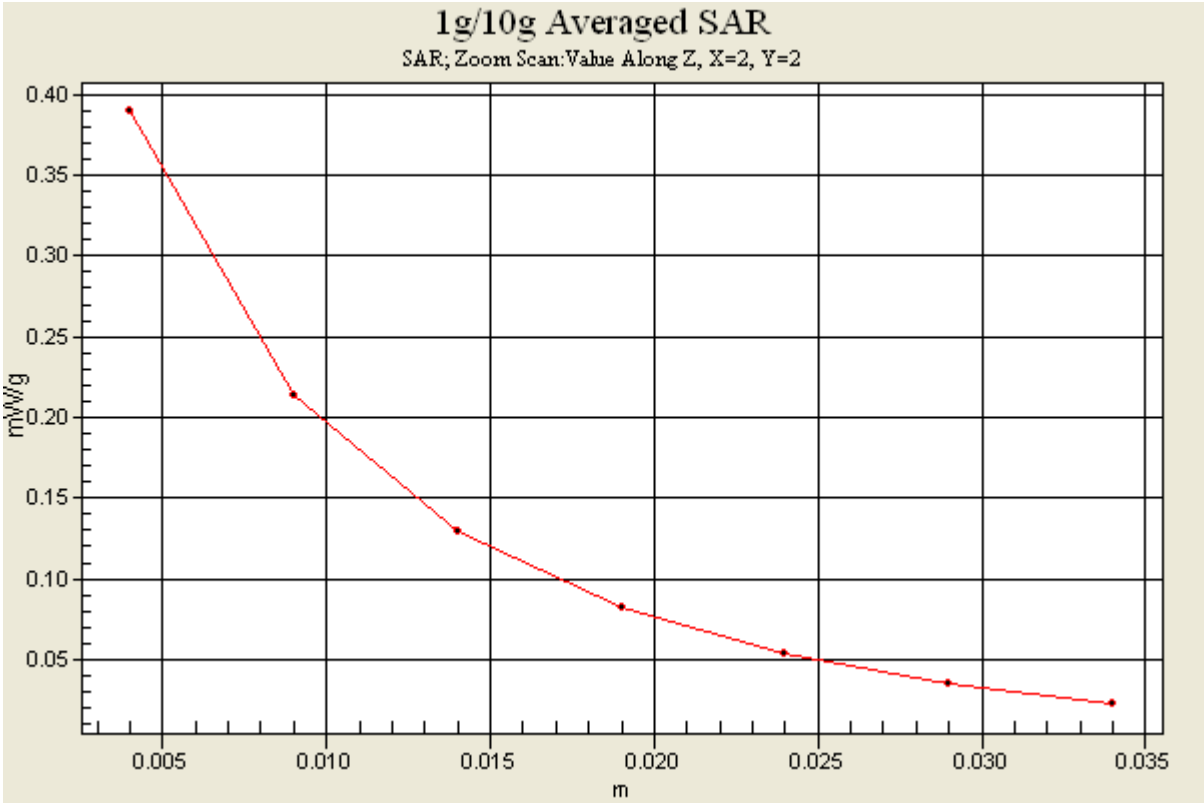

DIGITAL EMC CO., LTD

DUT: Smart-P300U; Type: PDA

Communication System: WCDMA 1900; Frequency: 1880 MHz;Duty Cycle: 1:1
Medium parameters used: f = 1880 MHz; σ = 1.49 mho/m; ε_r = 54.6; ρ = 1000 kg/m^3
Phantom section: Flat Section

DASY4 Configuration:
Probe: ET3DV6R - SN1703; ConvF(4.58, 4.58, 4.58); Calibrated: 2013-07-29; Electronics: DAE3 Sn520
Phantom: SAM with CRP; Type: SAM; Serial: TP-1221
Measurement SW: DASY4, V4.7 Build 80; Postprocessing SW: SEMCAD, V1.8 Build 186

Test Date: 2013-08-28; Ambient Temp: 22.1; Tissue Temp:22.7

Touch from Body, Top #1, WCDMA1900 Ch. 9400, Ant Internal

Area Scan (101x101x1): Measurement grid: dx=15mm, dy=15mm
Zoom Scan (5x5x7)/Cube 0: Measurement grid: dx=8mm, dy=8mm, dz=5mm
Power Drift = 0.162 dB
Peak SAR (extrapolated) = 0.151 W/kg
SAR(1 g) = 0.098 mW/g; SAR(10 g) = 0.055 mW/g

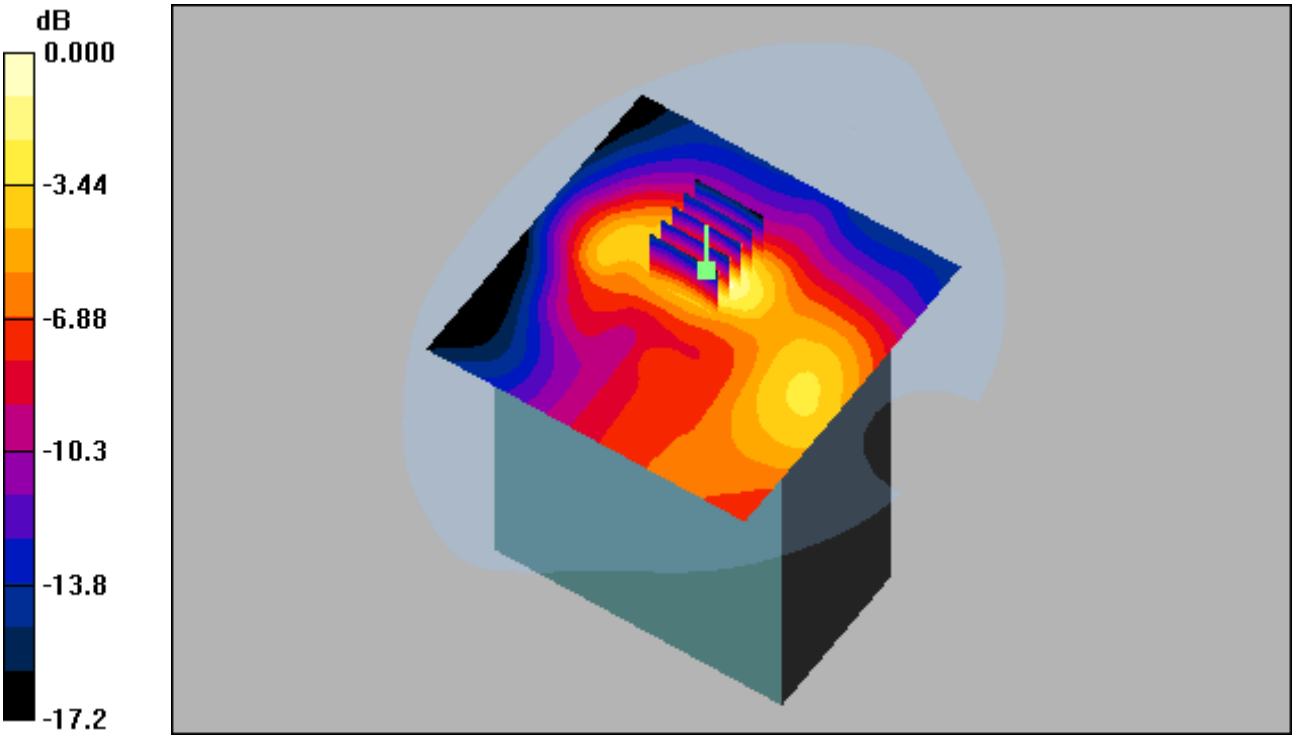

0 dB = 0.110mW/g

DIGITAL EMC CO., LTD

DUT: Smart-P300U; Type: PDA

Communication System: WCDMA 1900; Frequency: 1880 MHz;Duty Cycle: 1:1
Medium parameters used: f = 1880 MHz; σ = 1.49 mho/m; ε_r = 54.6; ρ = 1000 kg/m^3
Phantom section: Flat Section

DASY4 Configuration:
Probe: ET3DV6R - SN1703; ConvF(4.58, 4.58, 4.58); Calibrated: 2013-07-29; Electronics: DAE3 Sn520
Phantom: SAM with CRP; Type: SAM; Serial: TP-1221
Measurement SW: DASY4, V4.7 Build 80; Postprocessing SW: SEMCAD, V1.8 Build 186

Test Date: 2013-08-28; Ambient Temp: 22.1; Tissue Temp:22.7

Touch from Body, Top #2, WCDMA1900 Ch. 9400, Ant Internal

Area Scan (101x101x1): Measurement grid: dx=15mm, dy=15mm
Zoom Scan (5x5x7)/Cube 0: Measurement grid: dx=8mm, dy=8mm, dz=5mm
Power Drift = 0.018 dB
Peak SAR (extrapolated) = 0.793 W/kg
SAR(1 g) = 0.477 mW/g; SAR(10 g) = 0.265 mW/g

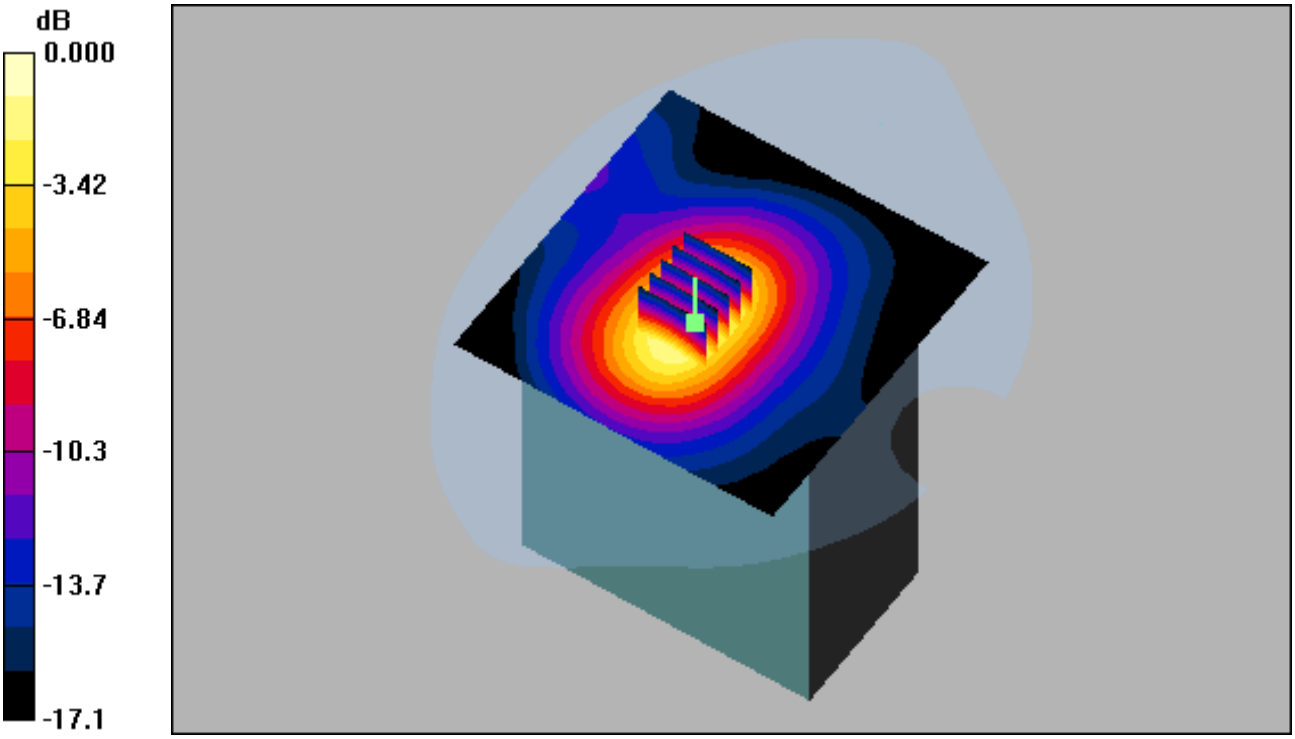

0 dB = 0.535mW/g

DIGITAL EMC CO., LTD

DUT: Smart-P300U; Type: PDA

Communication System: WCDMA 1900; Frequency: 1880 MHz;Duty Cycle: 1:1
Medium parameters used: f = 1880 MHz; σ = 1.49 mho/m; ε_r = 54.6; ρ = 1000 kg/m^3
Phantom section: Flat Section

DASY4 Configuration:
Probe: ET3DV6R - SN1703; ConvF(4.58, 4.58, 4.58); Calibrated: 2013-07-29; Electronics: DAE3 Sn520
Phantom: SAM with CRP; Type: SAM; Serial: TP-1221
Measurement SW: DASY4, V4.7 Build 80; Postprocessing SW: SEMCAD, V1.8 Build 186

Test Date: 2013-08-28; Ambient Temp: 22.1; Tissue Temp:22.7

Touch from Body, Bottom, WCDMA1900 Ch. 9400, Ant Internal

Area Scan (101x101x1): Measurement grid: dx=15mm, dy=15mm
Zoom Scan (5x5x7)/Cube 0: Measurement grid: dx=8mm, dy=8mm, dz=5mm
Power Drift = 0.069 dB
Peak SAR (extrapolated) = 0.075 W/kg
SAR(1 g) = 0.050 mW/g; SAR(10 g) = 0.030 mW/g

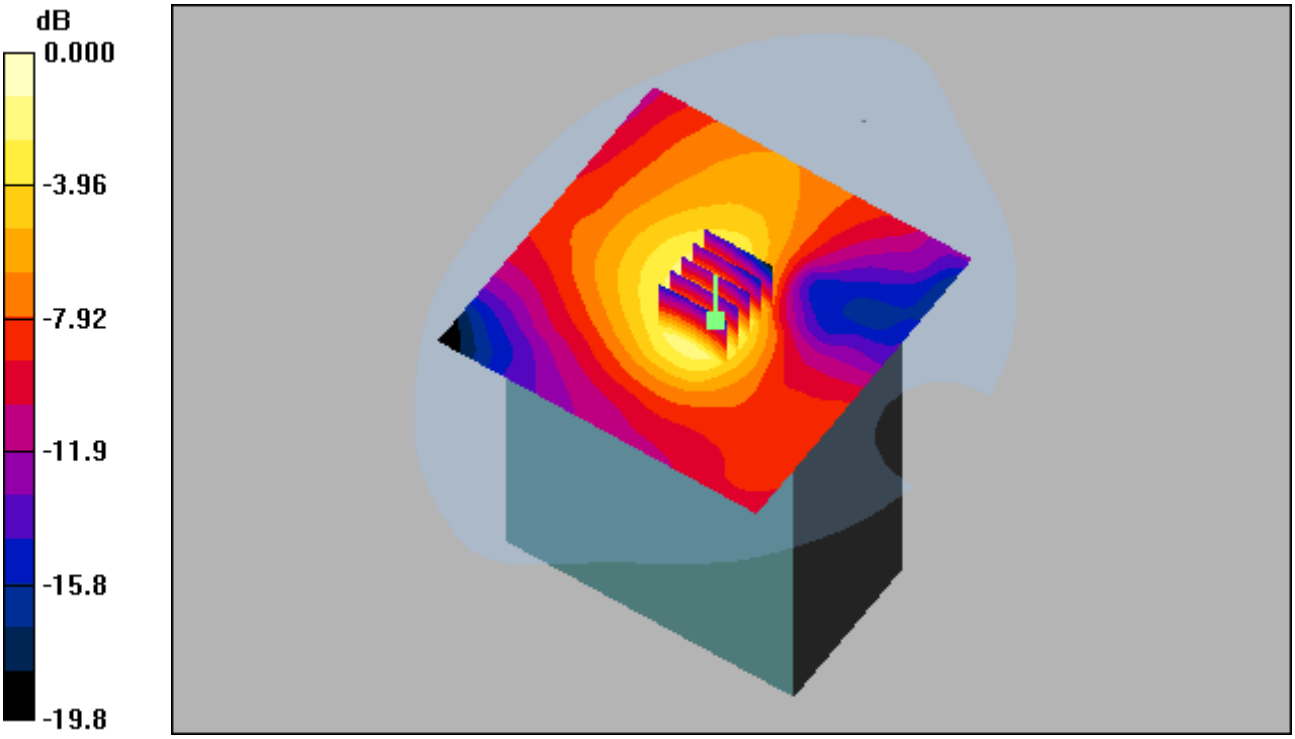

0 dB = 0.055mW/g

DIGITAL EMC CO., LTD

DUT: Smart-P300U; Type: PDA

Communication System: WCDMA 1900; Frequency: 1880 MHz;Duty Cycle: 1:1
Medium parameters used: f = 1880 MHz; σ = 1.49 mho/m; ε_r = 54.6; ρ = 1000 kg/m^3
Phantom section: Flat Section

DASY4 Configuration:
Probe: ET3DV6R - SN1703; ConvF(4.58, 4.58, 4.58); Calibrated: 2013-07-29; Electronics: DAE3 Sn520
Phantom: SAM with CRP; Type: SAM; Serial: TP-1221
Measurement SW: DASY4, V4.7 Build 80; Postprocessing SW: SEMCAD, V1.8 Build 186

Test Date: 2013-08-28; Ambient Temp: 22.1; Tissue Temp:22.7

Touch from Body, Front, WCDMA1900 Ch. 9400, Ant Internal

Area Scan (81x131x1): Measurement grid: dx=15mm, dy=15mm
Zoom Scan (5x5x7)/Cube 0: Measurement grid: dx=8mm, dy=8mm, dz=5mm
Power Drift = 0.051 dB
Peak SAR (extrapolated) = 0.348 W/kg
SAR(1 g) = 0.230 mW/g; SAR(10 g) = 0.142 mW/g

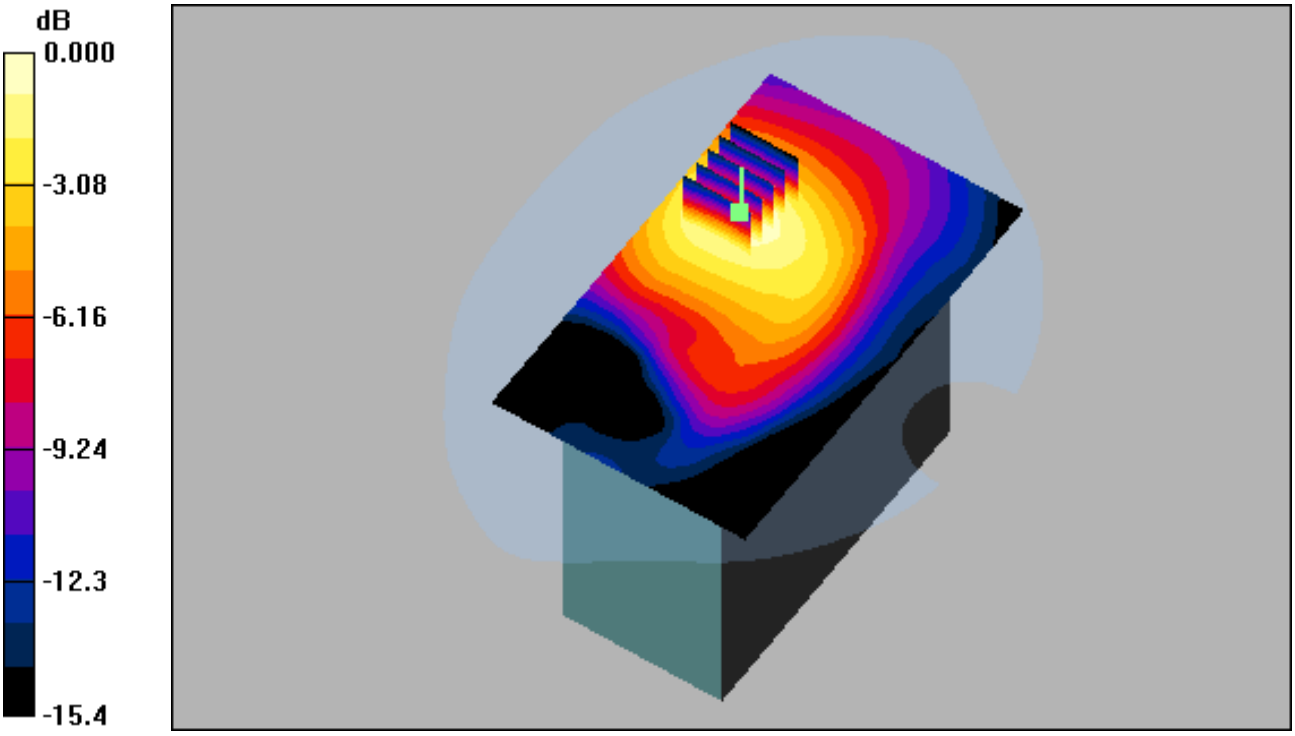

0 dB = 0.248mW/g

DIGITAL EMC CO., LTD

DUT: Smart-P300U; Type: PDA

Communication System: WCDMA 1900; Frequency: 1880 MHz;Duty Cycle: 1:1
Medium parameters used: f = 1880 MHz; σ = 1.49 mho/m; ε_r = 54.6; ρ = 1000 kg/m^3
Phantom section: Flat Section

DASY4 Configuration:
Probe: ET3DV6R - SN1703; ConvF(4.58, 4.58, 4.58); Calibrated: 2013-07-29; Electronics: DAE3 Sn520
Phantom: SAM with CRP; Type: SAM; Serial: TP-1221
Measurement SW: DASY4, V4.7 Build 80; Postprocessing SW: SEMCAD, V1.8 Build 186

Test Date: 2013-08-28; Ambient Temp: 22.1; Tissue Temp:22.7

Touch from Body, Rear #1, WCDMA1900 Ch. 9400, Ant Internal

Area Scan (81x131x1): Measurement grid: dx=15mm, dy=15mm
Zoom Scan (5x5x7)/Cube 0: Measurement grid: dx=8mm, dy=8mm, dz=5mm
Power Drift = 0.170 dB
Peak SAR (extrapolated) = 0.022 W/kg
SAR(1 g) = 0.017 mW/g; SAR(10 g) = 0.011 mW/g

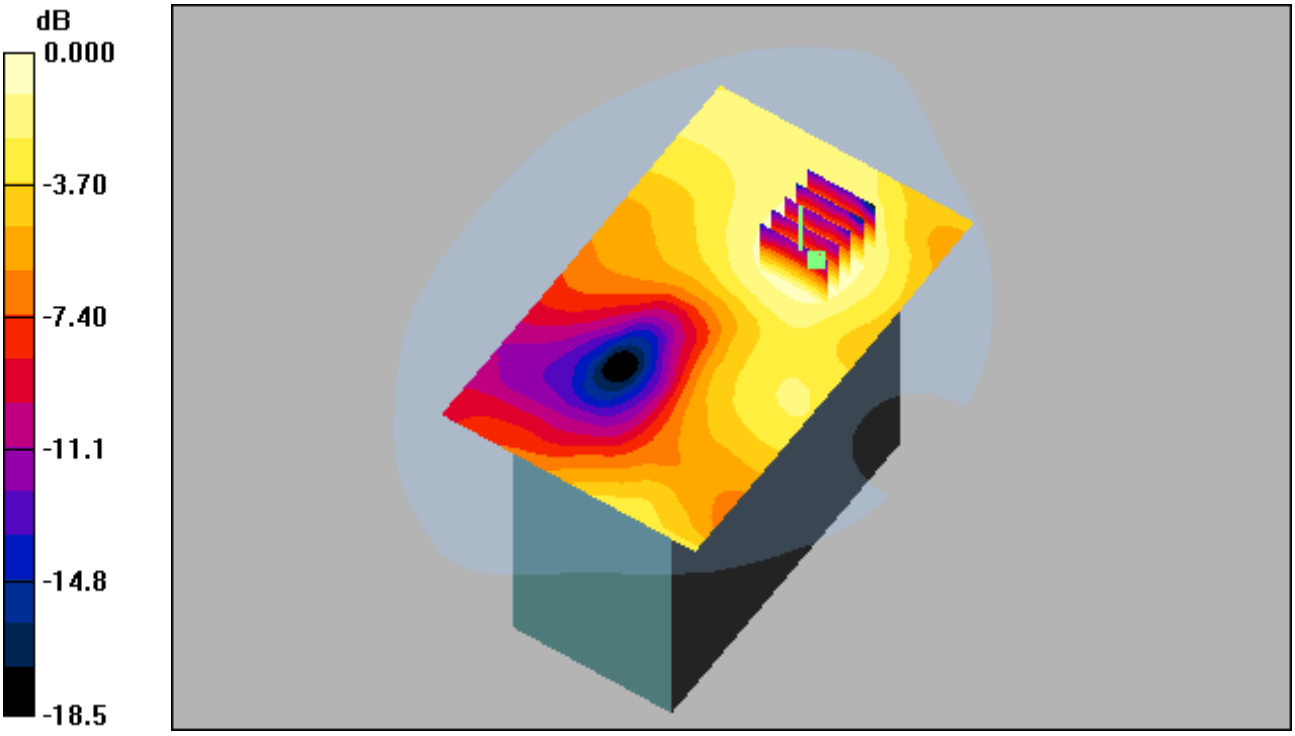

0 dB = 0.018mW/g

DIGITAL EMC CO., LTD

DUT: Smart-P300U; Type: PDA

Communication System: WCDMA 1900; Frequency: 1880 MHz;Duty Cycle: 1:1
Medium parameters used: f = 1880 MHz; σ = 1.49 mho/m; ε_r = 54.6; ρ = 1000 kg/m^3
Phantom section: Flat Section

DASY4 Configuration:
Probe: ET3DV6R - SN1703; ConvF(4.58, 4.58, 4.58); Calibrated: 2013-07-29; Electronics: DAE3 Sn520
Phantom: SAM with CRP; Type: SAM; Serial: TP-1221
Measurement SW: DASY4, V4.7 Build 80; Postprocessing SW: SEMCAD, V1.8 Build 186

Test Date: 2013-08-28; Ambient Temp: 22.1; Tissue Temp:22.7

Touch from Body, Rear #2, WCDMA1900 Ch. 9400, Ant Internal

Area Scan (81x131x1): Measurement grid: dx=15mm, dy=15mm
Zoom Scan (5x5x7)/Cube 0: Measurement grid: dx=8mm, dy=8mm, dz=5mm
Power Drift = -0.174 dB
Peak SAR (extrapolated) = 0.041 W/kg
SAR(1 g) = 0.030 mW/g; SAR(10 g) = 0.019 mW/g

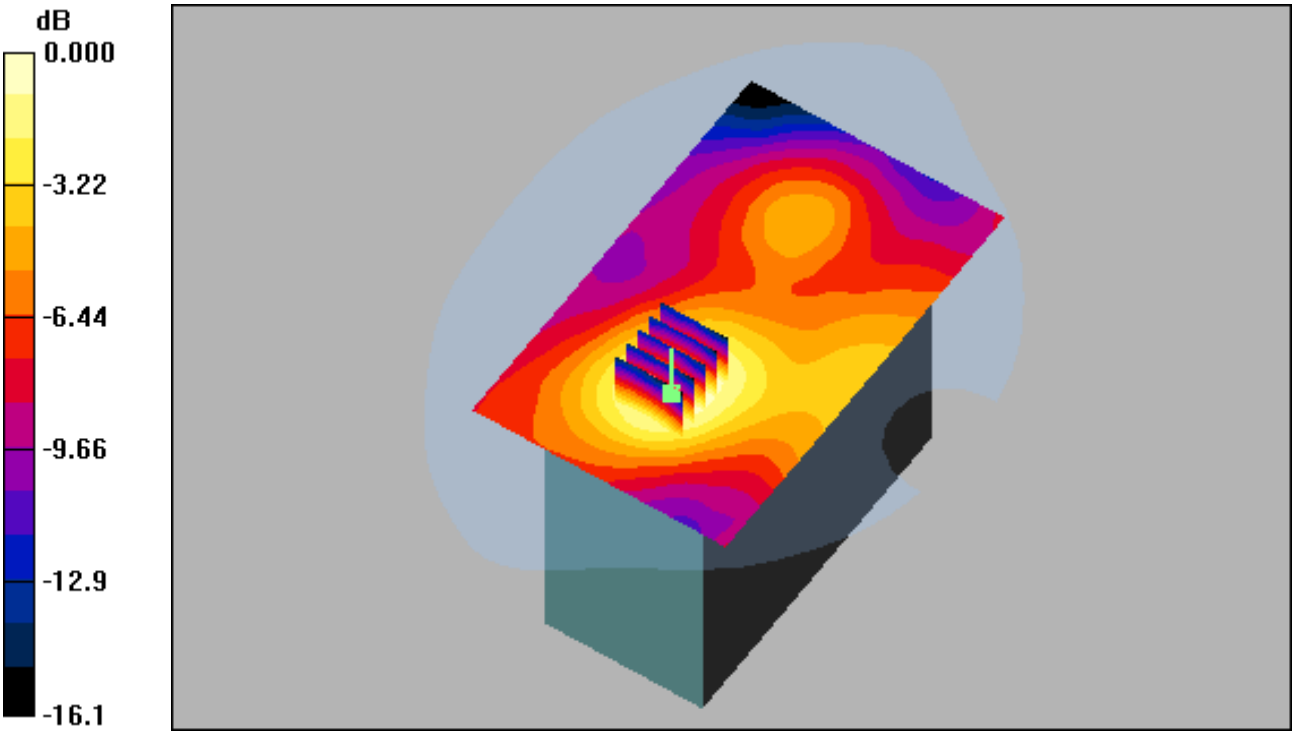

0 dB = 0.033mW/g

DIGITAL EMC CO., LTD

DUT: Smart-P300U; Type: PDA

Communication System: WCDMA 1900; Frequency: 1880 MHz;Duty Cycle: 1:1
Medium parameters used: f = 1880 MHz; σ = 1.49 mho/m; ε_r = 54.6; ρ = 1000 kg/m^3
Phantom section: Flat Section

DASY4 Configuration:
Probe: ET3DV6R - SN1703; ConvF(4.58, 4.58, 4.58); Calibrated: 2013-07-29; Electronics: DAE3 Sn520
Phantom: SAM with CRP; Type: SAM; Serial: TP-1221
Measurement SW: DASY4, V4.7 Build 80; Postprocessing SW: SEMCAD, V1.8 Build 186

Test Date: 2013-08-28; Ambient Temp: 22.1; Tissue Temp:22.7

Touch from Body, Right, WCDMA1900 Ch. 9400, Ant Internal

Area Scan (71x131x1): Measurement grid: dx=15mm, dy=15mm
Zoom Scan (5x5x7)/Cube 0: Measurement grid: dx=8mm, dy=8mm, dz=5mm
Power Drift = -0.086 dB
Peak SAR (extrapolated) = 0.209 W/kg
SAR(1 g) = 0.129 mW/g; SAR(10 g) = 0.075 mW/g

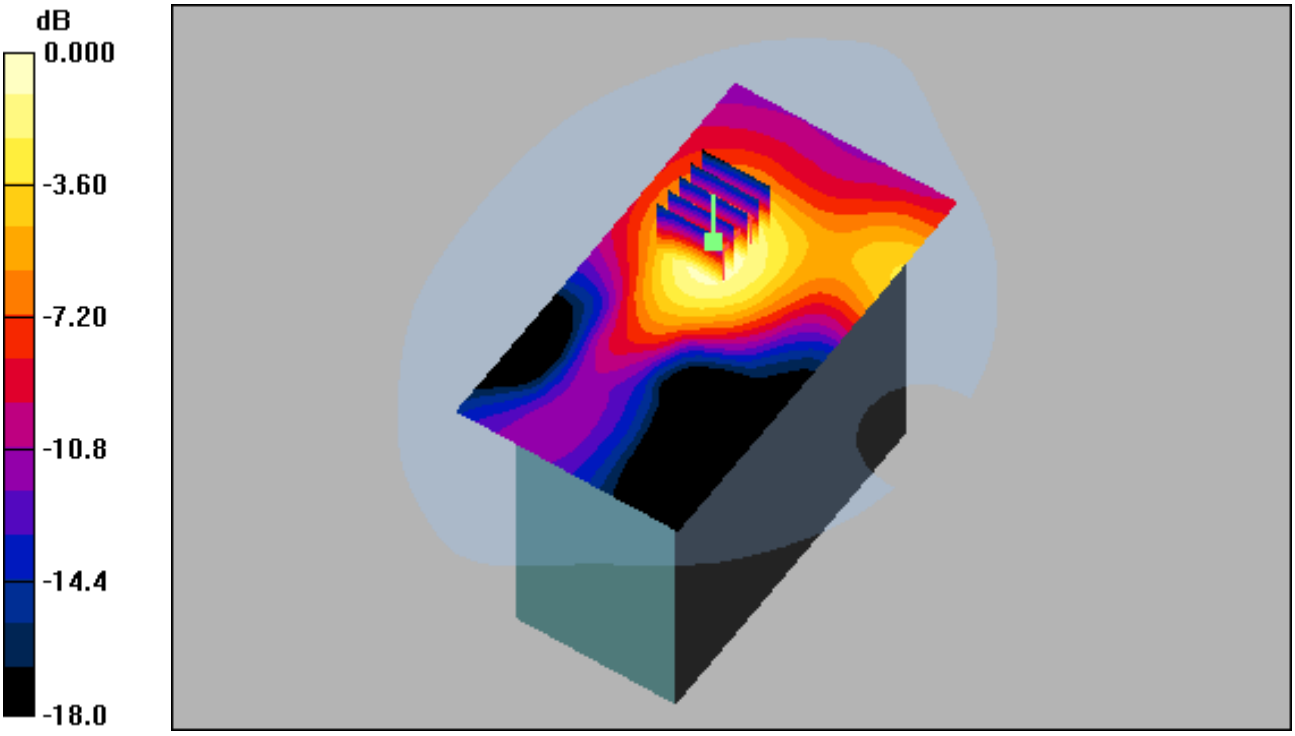

0 dB = 0.144mW/g

DIGITAL EMC CO., LTD

DUT: Smart-P300U; Type: PDA

Communication System: WCDMA 1900; Frequency: 1852.4 MHz;Duty Cycle: 1:1
Medium parameters used: f = 1852.4 MHz; σ = 1.47 mho/m; ε_r = 54.7; ρ = 1000 kg/m^3
Phantom section: Flat Section

DASY4 Configuration:
Probe: ET3DV6R - SN1703; ConvF(4.58, 4.58, 4.58); Calibrated: 2013-07-29; Electronics: DAE3 Sn520
Phantom: SAM with CRP; Type: SAM; Serial: TP-1221
Measurement SW: DASY4, V4.7 Build 80; Postprocessing SW: SEMCAD, V1.8 Build 186

Test Date: 2013-08-28; Ambient Temp: 22.1; Tissue Temp:22.7

Touch from Body, Left, WCDMA1900 Ch. 9262, Ant Internal

Area Scan (71x131x1): Measurement grid: dx=15mm, dy=15mm
Zoom Scan (5x5x7)/Cube 0: Measurement grid: dx=8mm, dy=8mm, dz=5mm
Power Drift = -0.192 dB
Peak SAR (extrapolated) = 1.89 W/kg
SAR(1 g) = 1.16 mW/g; SAR(10 g) = 0.645 mW/g

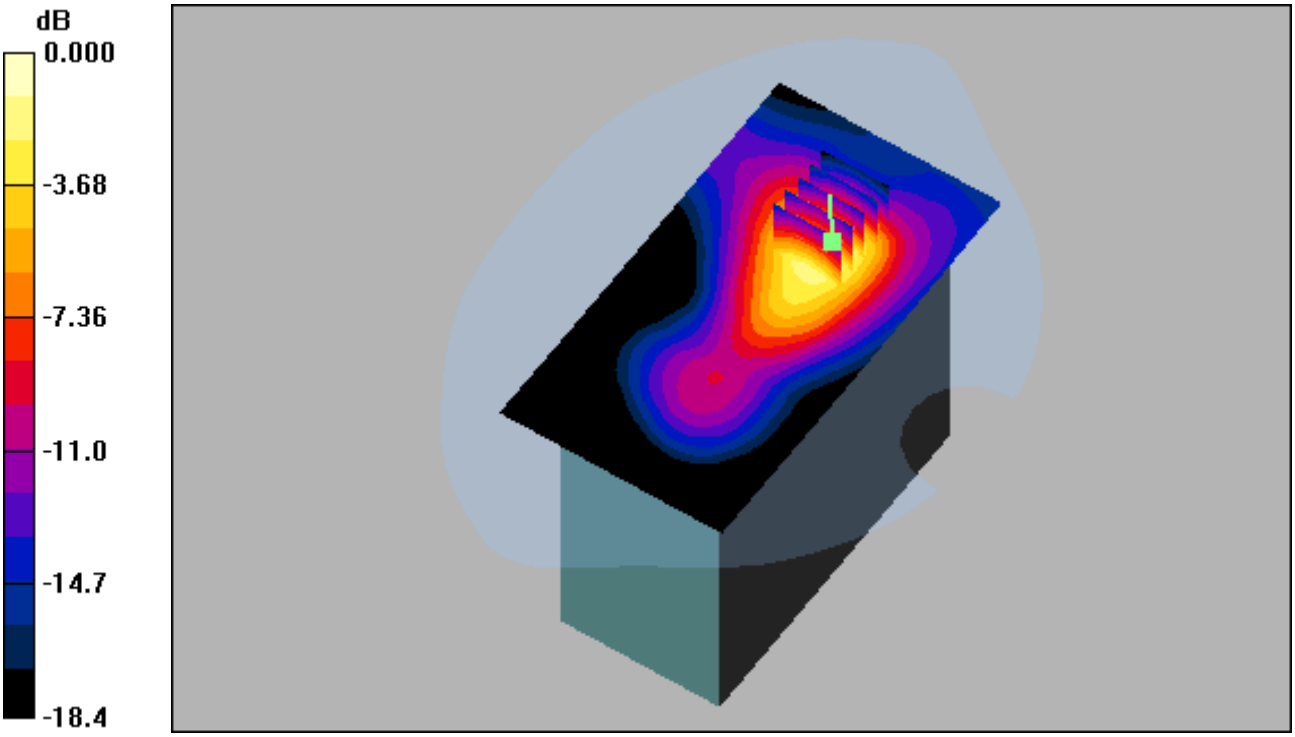

0 dB = 1.27mW/g

DIGITAL EMC CO., LTD

DUT: Smart-P300U; Type: PDA

Communication System: WCDMA 1900; Frequency: 1880 MHz;Duty Cycle: 1:1
Medium parameters used: f = 1880 MHz; σ = 1.49 mho/m; ε_r = 54.6; ρ = 1000 kg/m^3
Phantom section: Flat Section

DASY4 Configuration:
Probe: ET3DV6R - SN1703; ConvF(4.58, 4.58, 4.58); Calibrated: 2013-07-29; Electronics: DAE3 Sn520
Phantom: SAM with CRP; Type: SAM; Serial: TP-1221
Measurement SW: DASY4, V4.7 Build 80; Postprocessing SW: SEMCAD, V1.8 Build 186

Test Date: 2013-08-28; Ambient Temp: 22.1; Tissue Temp:22.7

Touch from Body, Left, WCDMA1900 Ch. 9400, Ant Internal

Area Scan (71x131x1): Measurement grid: dx=15mm, dy=15mm
Zoom Scan (5x5x7)/Cube 0: Measurement grid: dx=8mm, dy=8mm, dz=5mm
Power Drift = 0.168 dB
Peak SAR (extrapolated) = 1.97 W/kg
SAR(1 g) = 1.13 mW/g; SAR(10 g) = 0.575 mW/g

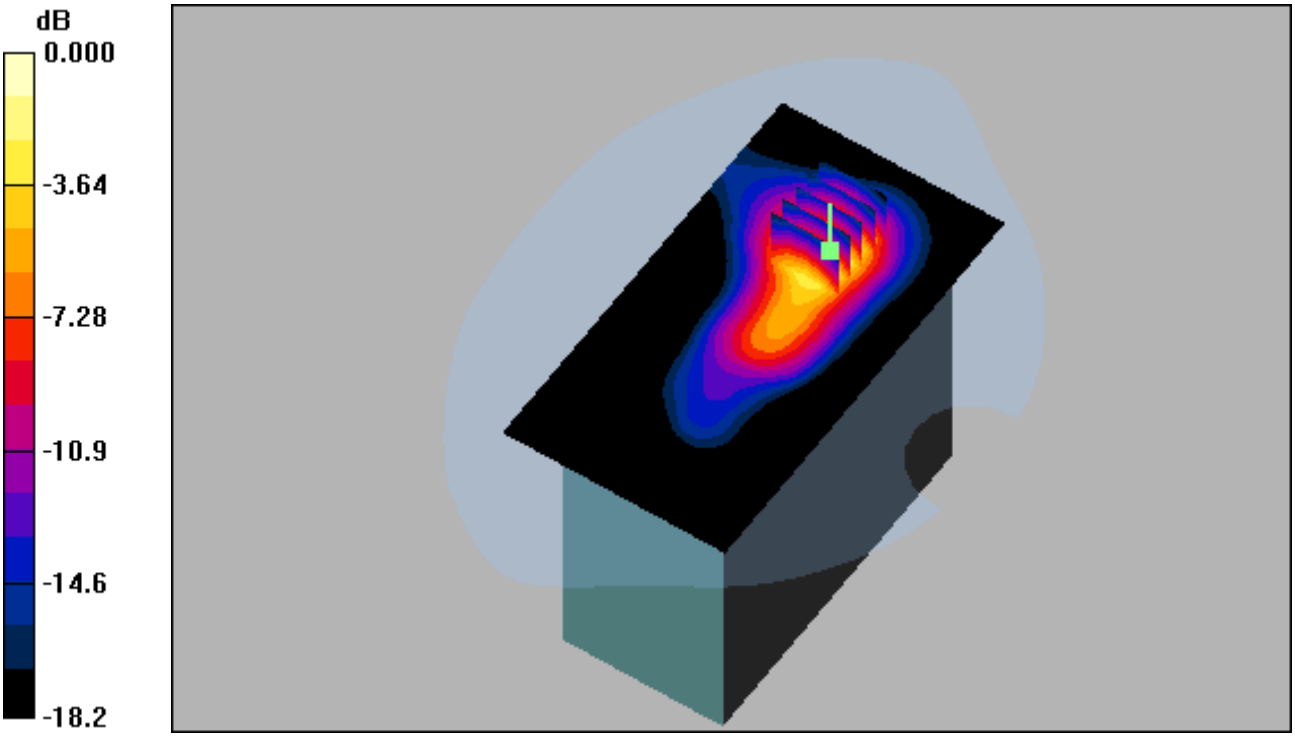

0 dB = 1.28mW/g

DIGITAL EMC CO., LTD

DUT: Smart-P300U; Type: PDA

Communication System: WCDMA 1900; Frequency: 1907.6 MHz;Duty Cycle: 1:1
Medium parameters used: f = 1907.6 MHz; σ = 1.51 mho/m; ε_r = 54.5; ρ = 1000 kg/m^3
Phantom section: Flat Section

DASY4 Configuration:
Probe: ET3DV6R - SN1703; ConvF(4.58, 4.58, 4.58); Calibrated: 2013-07-29; Electronics: DAE3 Sn520
Phantom: SAM with CRP; Type: SAM; Serial: TP-1221
Measurement SW: DASY4, V4.7 Build 80; Postprocessing SW: SEMCAD, V1.8 Build 186

Test Date: 2013-08-28; Ambient Temp: 22.1; Tissue Temp:22.7

Touch from Body, Left, WCDMA1900 Ch. 9538, Ant Internal

Area Scan (71x131x1): Measurement grid: dx=15mm, dy=15mm
Zoom Scan (5x5x7)/Cube 0: Measurement grid: dx=8mm, dy=8mm, dz=5mm
Power Drift = -0.107 dB
Peak SAR (extrapolated) = 1.86 W/kg
SAR(1 g) = 1.07 mW/g; SAR(10 g) = 0.547 mW/g

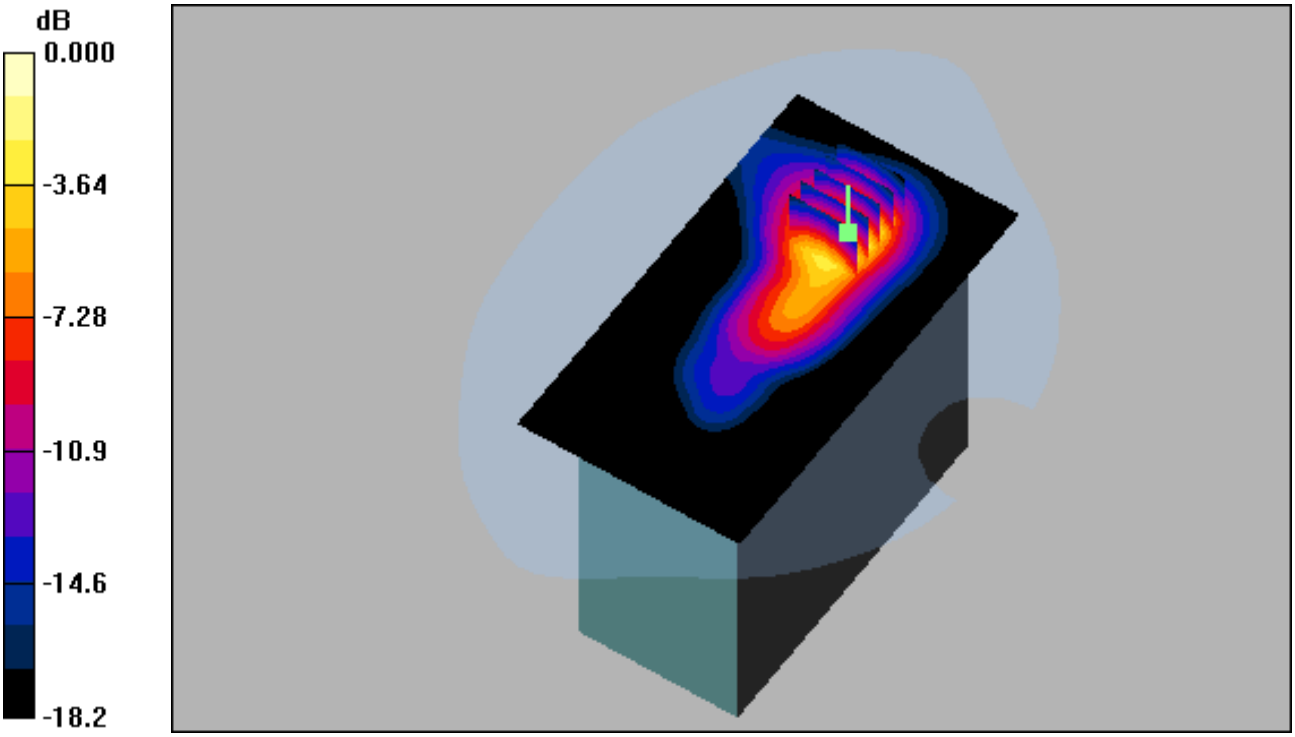

0 dB = 1.21mW/g

DIGITAL EMC CO., LTD

DUT: Smart-P300U; Type: PDA

Communication System: WCDMA 1900; Frequency: 1852.4 MHz;Duty Cycle: 1:1
Medium parameters used: f = 1852.4 MHz; σ = 1.47 mho/m; ε_r = 54.7; ρ = 1000 kg/m^3
Phantom section: Flat Section

DASY4 Configuration:
Probe: ET3DV6R - SN1703; ConvF(4.58, 4.58, 4.58); Calibrated: 2013-07-29; Electronics: DAE3 Sn520
Phantom: SAM with CRP; Type: SAM; Serial: TP-1221
Measurement SW: DASY4, V4.7 Build 80; Postprocessing SW: SEMCAD, V1.8 Build 186

Test Date: 2013-08-28; Ambient Temp: 22.1; Tissue Temp:22.7

Touch from Body, Left, WCDMA1900 Ch. 9262, Ant Internal

SAR Variability Result

Area Scan (71x131x1): Measurement grid: dx=15mm, dy=15mm
Zoom Scan (5x5x7)/Cube 0: Measurement grid: dx=8mm, dy=8mm, dz=5mm
Power Drift = 0.053 dB
Peak SAR (extrapolated) = 1.89 W/kg
SAR(1 g) = 1.14 mW/g; SAR(10 g) = 0.631 mW/g

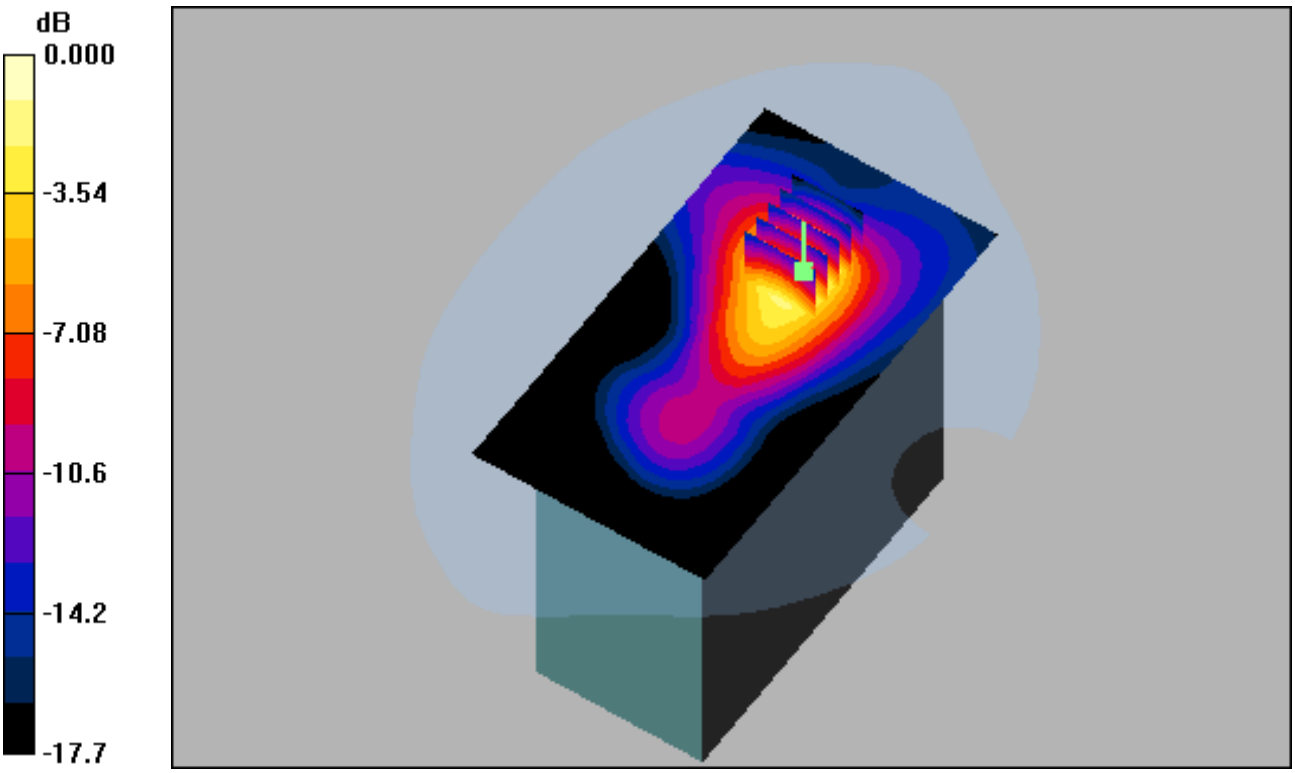

0 dB = 1.29mW/g

DIGITAL EMC CO., LTD

DUT: Smart-P300U; Type: PDA

Communication System: WCDMA 1900; Frequency: 1852.4 MHz;Duty Cycle: 1:1
Medium parameters used: f = 1852.4 MHz; σ = 1.47 mho/m; ε_r = 54.7; ρ = 1000 kg/m^3
Phantom section: Flat Section

DASY4 Configuration:
Probe: ET3DV6R - SN1703; ConvF(4.58, 4.58, 4.58); Calibrated: 2013-07-29; Electronics: DAE3 Sn520
Phantom: SAM with CRP; Type: SAM; Serial: TP-1221
Measurement SW: DASY4, V4.7 Build 80; Postprocessing SW: SEMCAD, V1.8 Build 186

Test Date: 2013-08-28; Ambient Temp: 22.1; Tissue Temp:22.7

Touch from Body, Left, WCDMA1900 Ch. 9262, Ant Internal

Area Scan (71x131x1): Measurement grid: dx=15mm, dy=15mm
Zoom Scan (5x5x7)/Cube 0: Measurement grid: dx=8mm, dy=8mm, dz=5mm
Power Drift = -0.192 dB
Peak SAR (extrapolated) = 1.89 W/kg
SAR(1 g) = 1.16 mW/g; SAR(10 g) = 0.645 mW/g

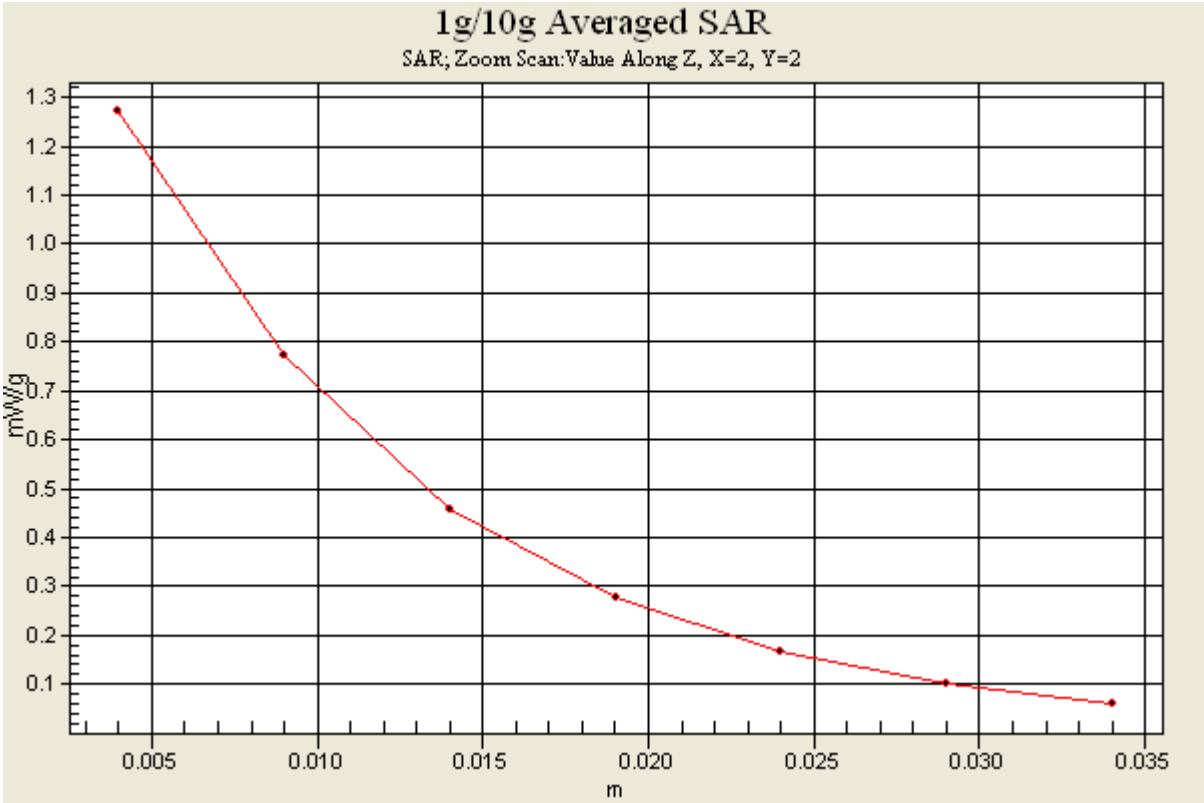

DIGITAL EMC CO., LTD

DUT: Smart-P300U; Type: PDA

Communication System: W-LAN; Frequency: 2462 MHz;Duty Cycle: 1:1
Medium parameters used: f = 2462 MHz; σ = 1.96 mho/m; ε_r = 54.5; ρ = 1000 kg/m^3
Phantom section: Flat Section

DASY4 Configuration:
Probe: ET3DV6R - SN1703; ConvF(4.11, 4.11, 4.11); Calibrated: 2013-07-29; Electronics: DAE3 Sn520
Phantom: SAM with CRP; Type: SAM; Serial: TP-1221
Measurement SW: DASY4, V4.7 Build 80; Postprocessing SW: SEMCAD, V1.8 Build 186

Test Date: 2013-08-29; Ambient Temp: 22.3; Tissue Temp:22.8

Touch from Body, Top #1, W-LAN(802.11b) Ch. 11, Ant Internal

Area Scan (131x121x1): Measurement grid: dx=12mm, dy=12mm
Zoom Scan (7x7x7)/Cube 0: Measurement grid: dx=5mm, dy=5mm, dz=5mm
Power Drift = 0.057 dB
Peak SAR (extrapolated) = 0.546 W/kg
SAR(1 g) = 0.234 mW/g; SAR(10 g) = 0.112 mW/g



0 dB = 0.256mW/g

DIGITAL EMC CO., LTD

DUT: Smart-P300U; Type: PDA

Communication System: W-LAN; Frequency: 2462 MHz;Duty Cycle: 1:1
Medium parameters used: f = 2462 MHz; σ = 1.96 mho/m; ε_r = 54.5; ρ = 1000 kg/m^3
Phantom section: Flat Section

DASY4 Configuration:
Probe: ET3DV6R - SN1703; ConvF(4.11, 4.11, 4.11); Calibrated: 2013-07-29; Electronics: DAE3 Sn520
Phantom: SAM with CRP; Type: SAM; Serial: TP-1221
Measurement SW: DASY4, V4.7 Build 80; Postprocessing SW: SEMCAD, V1.8 Build 186

Test Date: 2013-08-29; Ambient Temp: 22.3; Tissue Temp:22.8

Touch from Body, Top #2, W-LAN(802.11b) Ch. 11, Ant Internal

Area Scan (131x121x1): Measurement grid: dx=12mm, dy=12mm
Zoom Scan (7x7x7)/Cube 0: Measurement grid: dx=5mm, dy=5mm, dz=5mm
Power Drift = 0.153 dB
Peak SAR (extrapolated) = 1.58 W/kg
SAR(1 g) = 0.580 mW/g; SAR(10 g) = 0.285 mW/g

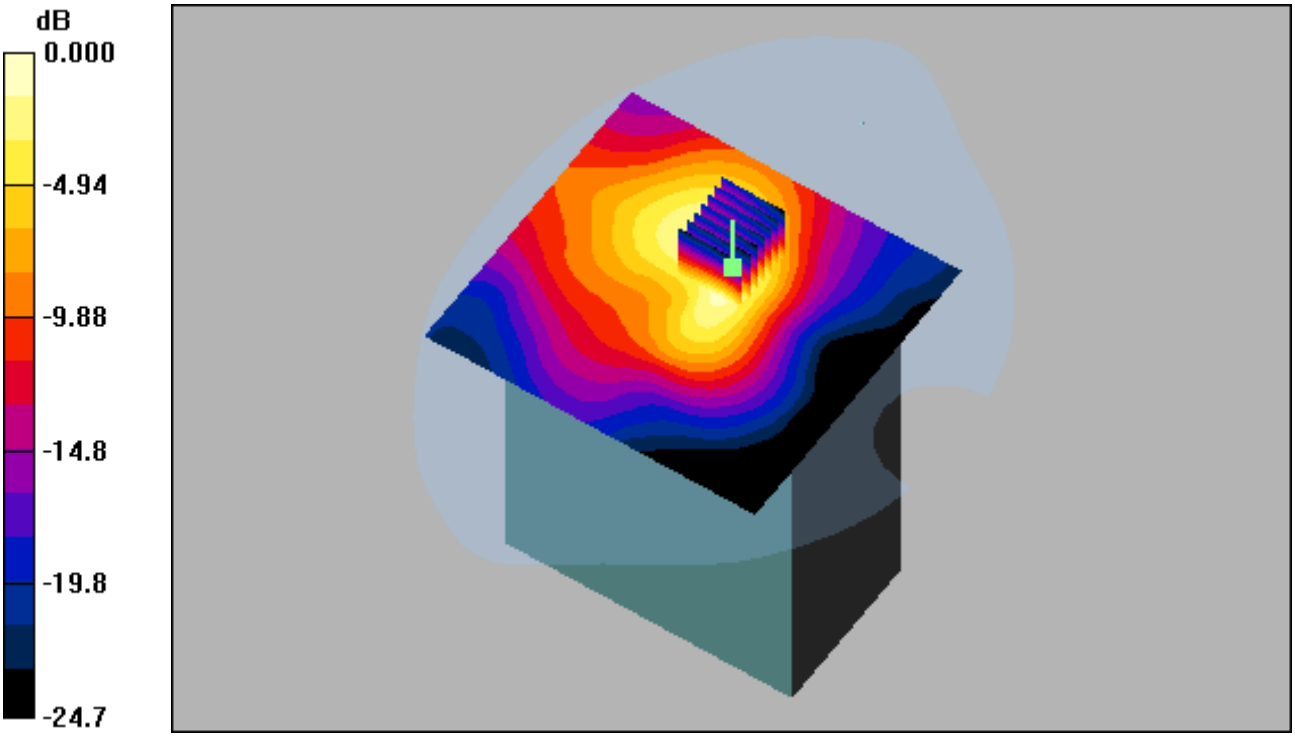

0 dB = 0.609mW/g

DIGITAL EMC CO., LTD

DUT: Smart-P300U; Type: PDA

Communication System: W-LAN; Frequency: 2462 MHz;Duty Cycle: 1:1
Medium parameters used: f = 2462 MHz; σ = 1.96 mho/m; ε_r = 54.5; ρ = 1000 kg/m^3
Phantom section: Flat Section

DASY4 Configuration:
Probe: ET3DV6R - SN1703; ConvF(4.11, 4.11, 4.11); Calibrated: 2013-07-29; Electronics: DAE3 Sn520
Phantom: SAM with CRP; Type: SAM; Serial: TP-1221
Measurement SW: DASY4, V4.7 Build 80; Postprocessing SW: SEMCAD, V1.8 Build 186

Test Date: 2013-08-29; Ambient Temp: 22.3; Tissue Temp:22.8

Touch from Body, Bottom, W-LAN(802.11b) Ch. 11, Ant Internal

Area Scan (131x121x1): Measurement grid: dx=12mm, dy=12mm
Zoom Scan (7x7x7)/Cube 0: Measurement grid: dx=5mm, dy=5mm, dz=5mm
Power Drift = 0.084 dB
Peak SAR (extrapolated) = 0.063 W/kg
SAR(1 g) = 0.027 mW/g; SAR(10 g) = 0.013 mW/g

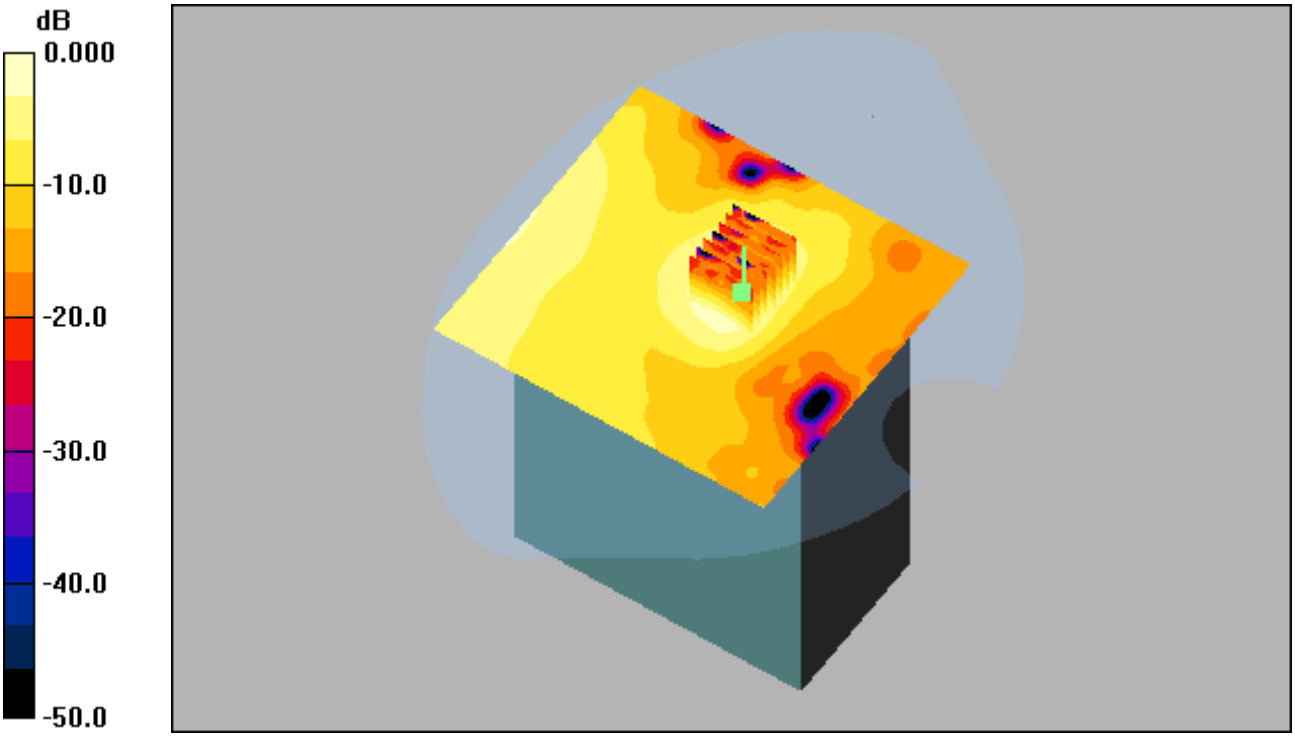

0 dB = 0.028mW/g

DIGITAL EMC CO., LTD

DUT: Smart-P300U; Type: PDA

Communication System: W-LAN; Frequency: 2462 MHz;Duty Cycle: 1:1
Medium parameters used: f = 2462 MHz; σ = 1.96 mho/m; ε_r = 54.5; ρ = 1000 kg/m^3
Phantom section: Flat Section

DASY4 Configuration:
Probe: ET3DV6R - SN1703; ConvF(4.11, 4.11, 4.11); Calibrated: 2013-07-29; Electronics: DAE3 Sn520
Phantom: SAM with CRP; Type: SAM; Serial: TP-1221
Measurement SW: DASY4, V4.7 Build 80; Postprocessing SW: SEMCAD, V1.8 Build 186

Test Date: 2013-08-29; Ambient Temp: 22.3; Tissue Temp:22.8

Touch from Body, Front, W-LAN(802.11b) Ch. 11, Ant Internal

Area Scan (101x161x1): Measurement grid: dx=12mm, dy=12mm
Zoom Scan (7x7x7)/Cube 0: Measurement grid: dx=5mm, dy=5mm, dz=5mm
Power Drift = 0.115 dB
Peak SAR (extrapolated) = 0.214 W/kg
SAR(1 g) = 0.087 mW/g; SAR(10 g) = 0.039 mW/g

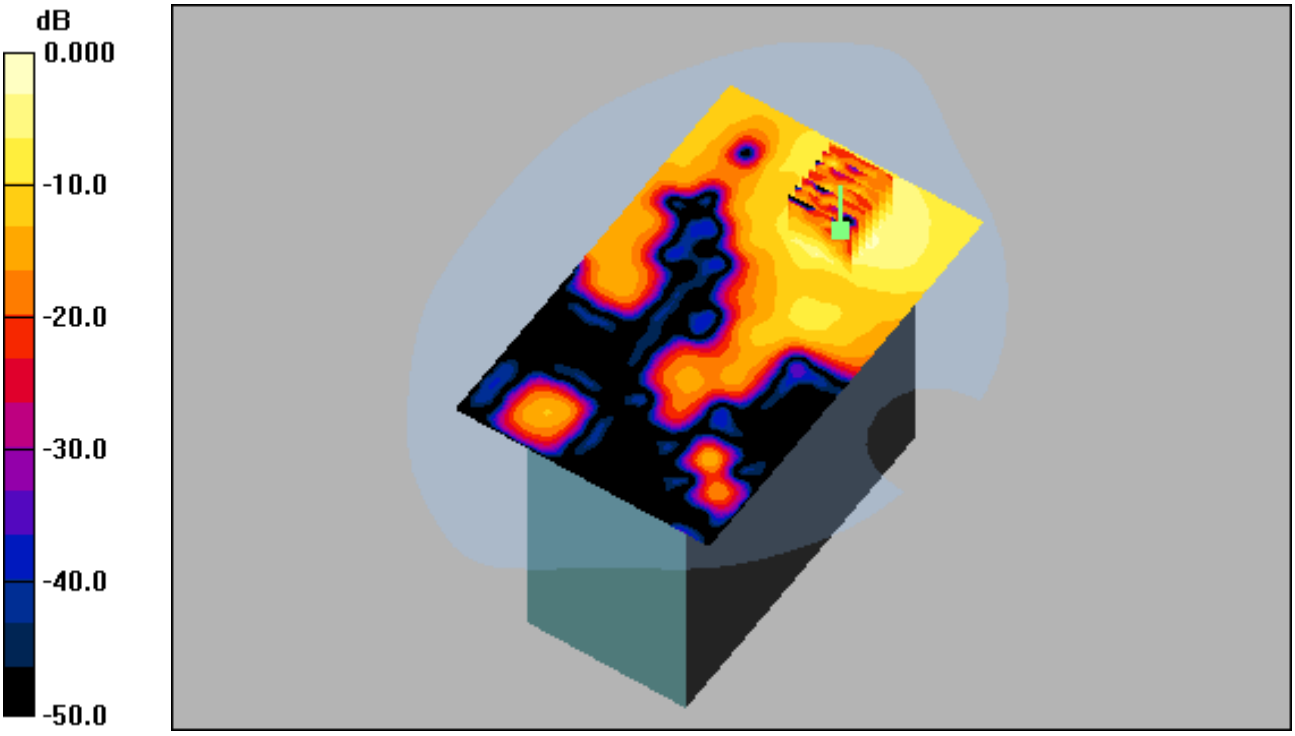

0 dB = 0.098mW/g

DIGITAL EMC CO., LTD

DUT: Smart-P300U; Type: PDA

Communication System: W-LAN; Frequency: 2462 MHz;Duty Cycle: 1:1
Medium parameters used: f = 2462 MHz; σ = 1.96 mho/m; ε_r = 54.5; ρ = 1000 kg/m^3
Phantom section: Flat Section

DASY4 Configuration:
Probe: ET3DV6R - SN1703; ConvF(4.11, 4.11, 4.11); Calibrated: 2013-07-29; Electronics: DAE3 Sn520
Phantom: SAM with CRP; Type: SAM; Serial: TP-1221
Measurement SW: DASY4, V4.7 Build 80; Postprocessing SW: SEMCAD, V1.8 Build 186

Test Date: 2013-08-29; Ambient Temp: 22.3; Tissue Temp:22.8

Touch from Body, Rear #1, W-LAN(802.11b) Ch. 11, Ant Internal

Area Scan (101x161x1): Measurement grid: dx=12mm, dy=12mm
Zoom Scan (7x7x7)/Cube 0: Measurement grid: dx=5mm, dy=5mm, dz=5mm
Power Drift = 0.009 dB
Peak SAR (extrapolated) = 0.112 W/kg
SAR(1 g) = 0.052 mW/g; SAR(10 g) = 0.029 mW/g



0 dB = 0.055mW/g

DIGITAL EMC CO., LTD

DUT: Smart-P300U; Type: PDA

Communication System: W-LAN; Frequency: 2462 MHz;Duty Cycle: 1:1
Medium parameters used: f = 2462 MHz; σ = 1.96 mho/m; ε_r = 54.5; ρ = 1000 kg/m^3
Phantom section: Flat Section

DASY4 Configuration:
Probe: ET3DV6R - SN1703; ConvF(4.11, 4.11, 4.11); Calibrated: 2013-07-29; Electronics: DAE3 Sn520
Phantom: SAM with CRP; Type: SAM; Serial: TP-1221
Measurement SW: DASY4, V4.7 Build 80; Postprocessing SW: SEMCAD, V1.8 Build 186

Test Date: 2013-08-29; Ambient Temp: 22.3; Tissue Temp:22.8

Touch from Body, Rear #2, W-LAN(802.11b) Ch. 11, Ant Internal

Area Scan (101x161x1): Measurement grid: dx=12mm, dy=12mm
Zoom Scan (7x7x7)/Cube 0: Measurement grid: dx=5mm, dy=5mm, dz=5mm
Power Drift = -0.098 dB
Peak SAR (extrapolated) = 0.064 W/kg
SAR(1 g) = 0.031 mW/g; SAR(10 g) = 0.017 mW/g

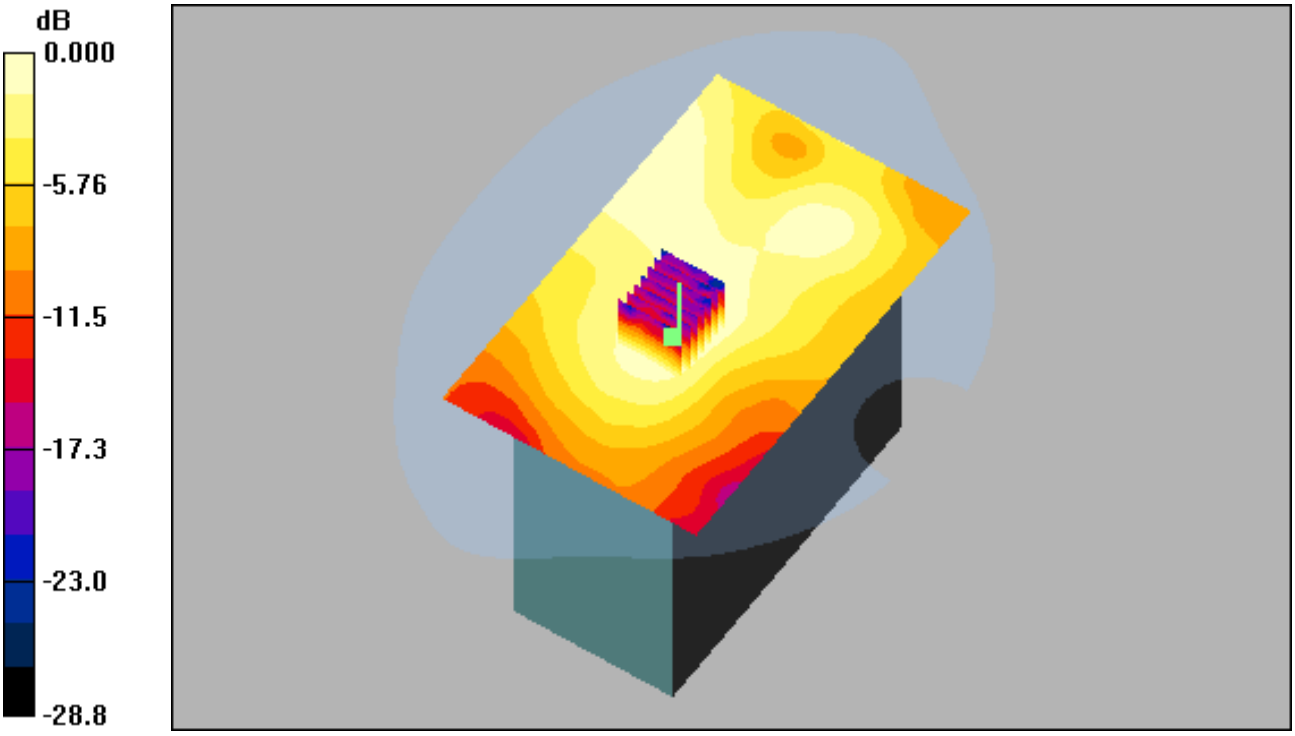

0 dB = 0.032mW/g

DIGITAL EMC CO., LTD

DUT: Smart-P300U; Type: PDA

Communication System: W-LAN; Frequency: 2412 MHz;Duty Cycle: 1:1
Medium parameters used: f = 2412 MHz; σ = 1.89 mho/m; ε_r = 54.7; ρ = 1000 kg/m^3
Phantom section: Flat Section

DASY4 Configuration:
Probe: ET3DV6R - SN1703; ConvF(4.11, 4.11, 4.11); Calibrated: 2013-07-29; Electronics: DAE3 Sn520
Phantom: SAM with CRP; Type: SAM; Serial: TP-1221
Measurement SW: DASY4, V4.7 Build 80; Postprocessing SW: SEMCAD, V1.8 Build 186

Test Date: 2013-08-29; Ambient Temp: 22.3; Tissue Temp:22.8

Touch from Body, Right, W-LAN(802.11b) Ch. 1, Ant Internal

Area Scan (81x171x1): Measurement grid: dx=12mm, dy=12mm
Zoom Scan (7x7x7)/Cube 0: Measurement grid: dx=5mm, dy=5mm, dz=5mm
Power Drift = 0.069 dB
Peak SAR (extrapolated) = 2.25 W/kg
SAR(1 g) = 0.875 mW/g; SAR(10 g) = 0.393 mW/g

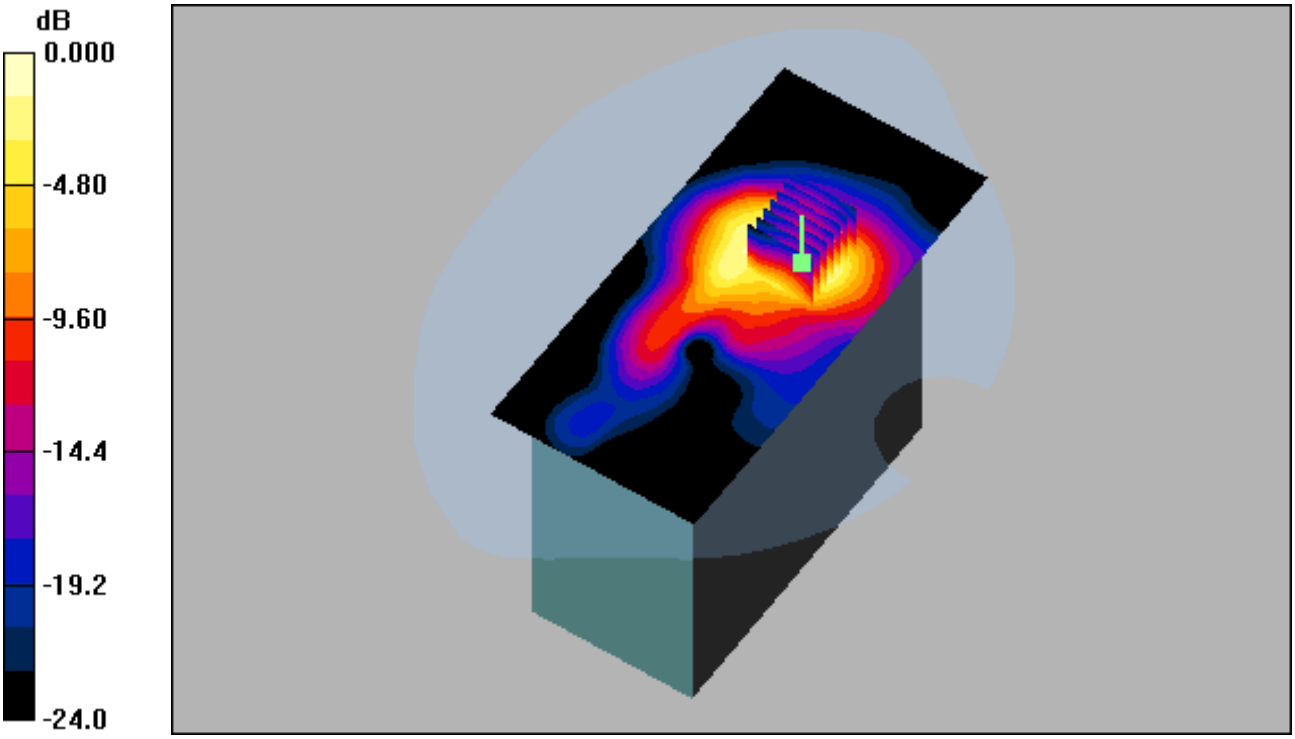

0 dB = 0.937mW/g

DIGITAL EMC CO., LTD

DUT: Smart-P300U; Type: PDA

Communication System: W-LAN; Frequency: 2437 MHz;Duty Cycle: 1:1
Medium parameters used: f = 2437 MHz; σ = 1.92 mho/m; ε_r = 54.6; ρ = 1000 kg/m^3
Phantom section: Flat Section

DASY4 Configuration:
Probe: ET3DV6R - SN1703; ConvF(4.11, 4.11, 4.11); Calibrated: 2013-07-29; Electronics: DAE3 Sn520
Phantom: SAM with CRP; Type: SAM; Serial: TP-1221
Measurement SW: DASY4, V4.7 Build 80; Postprocessing SW: SEMCAD, V1.8 Build 186

Test Date: 2013-08-29; Ambient Temp: 22.3; Tissue Temp:22.8

Touch from Body, Right, W-LAN(802.11b) Ch. 6, Ant Internal

Area Scan (81x171x1): Measurement grid: dx=12mm, dy=12mm
Zoom Scan (7x7x7)/Cube 0: Measurement grid: dx=5mm, dy=5mm, dz=5mm
Power Drift = 0.156 dB
Peak SAR (extrapolated) = 2.78 W/kg
SAR(1 g) = 0.966 mW/g; SAR(10 g) = 0.464 mW/g

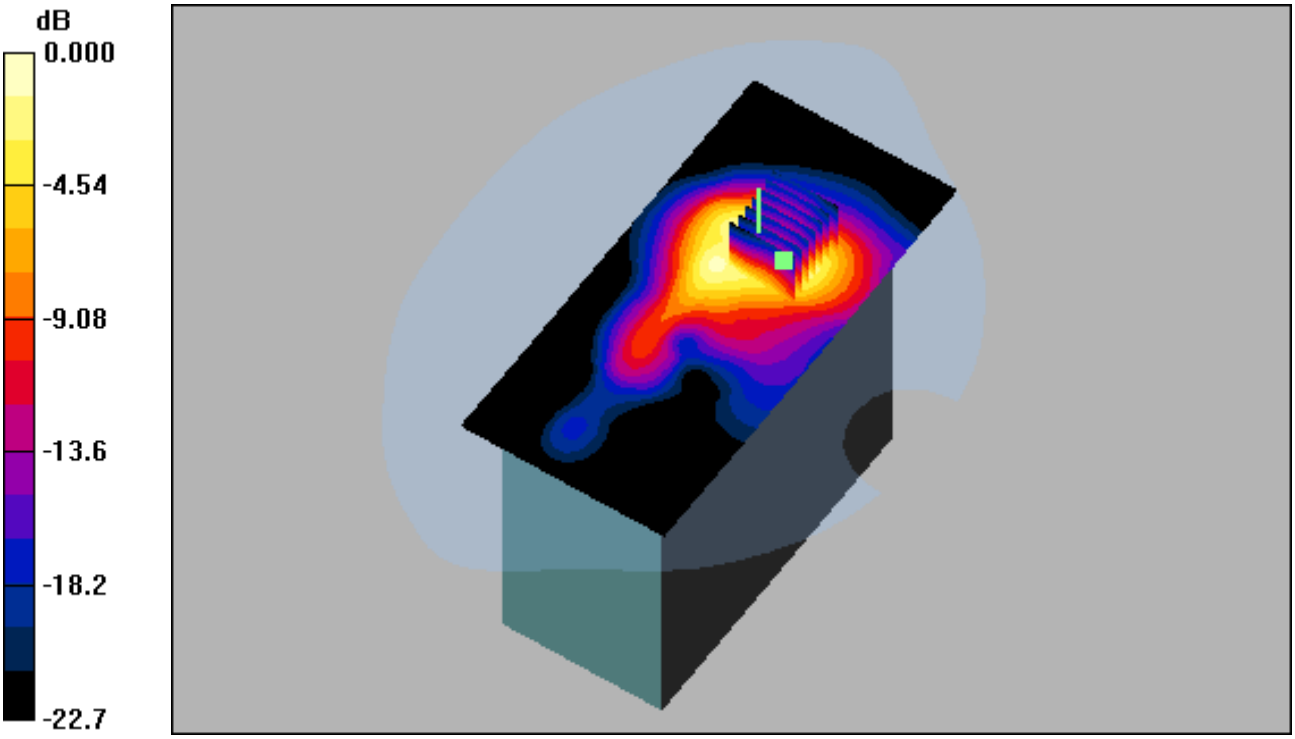

0 dB = 1.11mW/g

DIGITAL EMC CO., LTD

DUT: Smart-P300U; Type: PDA

Communication System: W-LAN; Frequency: 2462 MHz;Duty Cycle: 1:1
Medium parameters used: f = 2462 MHz; σ = 1.96 mho/m; ε_r = 54.5; ρ = 1000 kg/m^3
Phantom section: Flat Section

DASY4 Configuration:
Probe: ET3DV6R - SN1703; ConvF(4.11, 4.11, 4.11); Calibrated: 2013-07-29; Electronics: DAE3 Sn520
Phantom: SAM with CRP; Type: SAM; Serial: TP-1221
Measurement SW: DASY4, V4.7 Build 80; Postprocessing SW: SEMCAD, V1.8 Build 186

Test Date: 2013-08-29; Ambient Temp: 22.3; Tissue Temp:22.8

Touch from Body, Right, W-LAN(802.11b) Ch. 11, Ant Internal

Area Scan (81x171x1): Measurement grid: dx=12mm, dy=12mm
Zoom Scan (7x7x7)/Cube 0: Measurement grid: dx=5mm, dy=5mm, dz=5mm
Power Drift = 0.052 dB
Peak SAR (extrapolated) = 3.10 W/kg
SAR(1 g) = 1.1 mW/g; SAR(10 g) = 0.540 mW/g

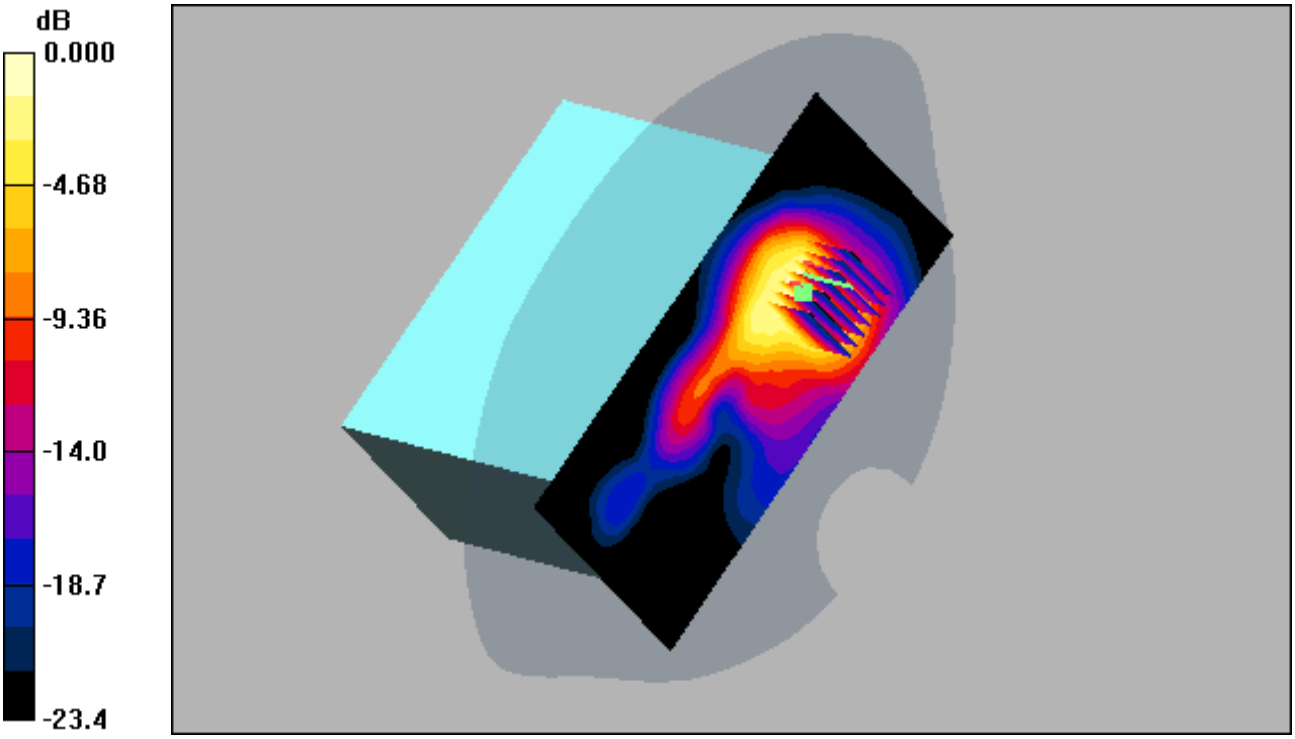

0 dB = 1.25mW/g

DIGITAL EMC CO., LTD

DUT: Smart-P300U; Type: PDA

Communication System: W-LAN; Frequency: 2462 MHz;Duty Cycle: 1:1
Medium parameters used: f = 2462 MHz; σ = 1.96 mho/m; ε_r = 54.5; ρ = 1000 kg/m^3
Phantom section: Flat Section

DASY4 Configuration:
Probe: ET3DV6R - SN1703; ConvF(4.11, 4.11, 4.11); Calibrated: 2013-07-29; Electronics: DAE3 Sn520
Phantom: SAM with CRP; Type: SAM; Serial: TP-1221
Measurement SW: DASY4, V4.7 Build 80; Postprocessing SW: SEMCAD, V1.8 Build 186

Test Date: 2013-08-29; Ambient Temp: 22.3; Tissue Temp:22.8

Touch from Body, Left, W-LAN(802.11b) Ch. 11, Ant Internal

Area Scan (81x171x1): Measurement grid: dx=12mm, dy=12mm
Zoom Scan (7x7x7)/Cube 0: Measurement grid: dx=5mm, dy=5mm, dz=5mm
Power Drift = 0.154 dB
Peak SAR (extrapolated) = 0.221 W/kg
SAR(1 g) = 0.095 mW/g; SAR(10 g) = 0.046 mW/g

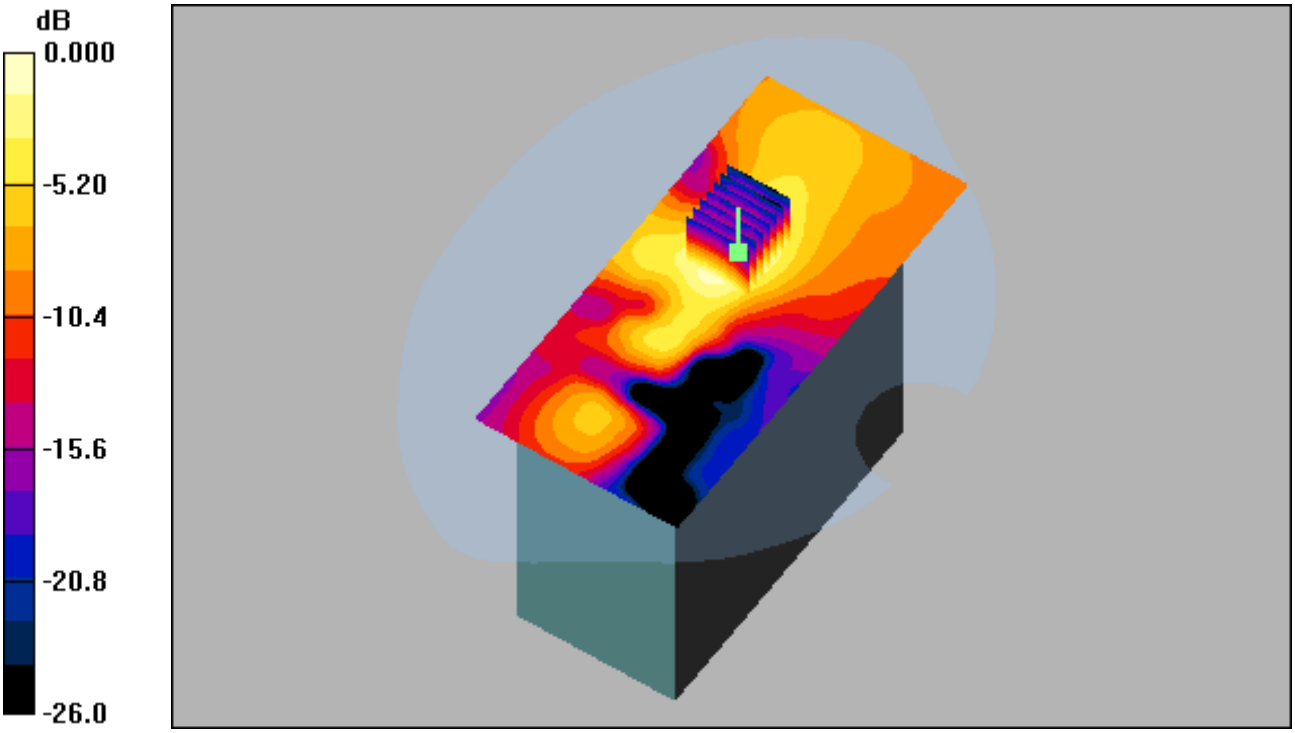

0 dB = 0.102mW/g

DIGITAL EMC CO., LTD

DUT: Smart-P300U; Type: PDA

Communication System: W-LAN; Frequency: 2462 MHz;Duty Cycle: 1:1
Medium parameters used: f = 2462 MHz; σ = 1.96 mho/m; ε_r = 54.5; ρ = 1000 kg/m^3
Phantom section: Flat Section

DASY4 Configuration:
Probe: ET3DV6R - SN1703; ConvF(4.11, 4.11, 4.11); Calibrated: 2013-07-29; Electronics: DAE3 Sn520
Phantom: SAM with CRP; Type: SAM; Serial: TP-1221
Measurement SW: DASY4, V4.7 Build 80; Postprocessing SW: SEMCAD, V1.8 Build 186

Test Date: 2013-08-29; Ambient Temp: 22.3; Tissue Temp:22.8

Touch from Body, Right, W-LAN(802.11b) Ch. 11, Ant Internal

SAR Variability Result

Area Scan (81x171x1): Measurement grid: dx=12mm, dy=12mm
Zoom Scan (7x7x7)/Cube 0: Measurement grid: dx=5mm, dy=5mm, dz=5mm
Power Drift = -0.152 dB
Peak SAR (extrapolated) = 2.69 W/kg
SAR(1 g) = 1.04 mW/g; SAR(10 g) = 0.485 mW/g

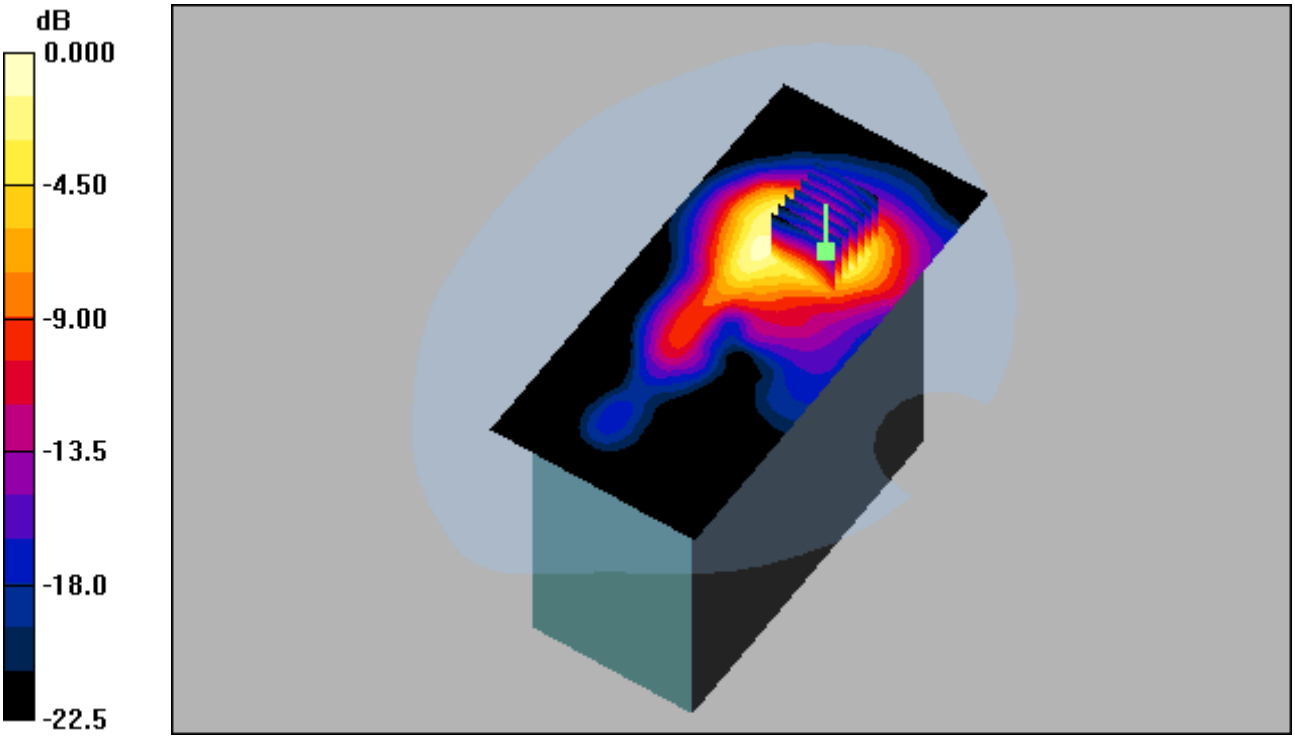

0 dB = 1.14mW/g

DIGITAL EMC CO., LTD

DUT: Smart-P300U; Type: PDA

Communication System: W-LAN; Frequency: 2462 MHz;Duty Cycle: 1:1
Medium parameters used: f = 2462 MHz; σ = 1.96 mho/m; ε_r = 54.5; ρ = 1000 kg/m^3
Phantom section: Flat Section

DASY4 Configuration:
Probe: ET3DV6R - SN1703; ConvF(4.11, 4.11, 4.11); Calibrated: 2013-07-29; Electronics: DAE3 Sn520
Phantom: SAM with CRP; Type: SAM; Serial: TP-1221
Measurement SW: DASY4, V4.7 Build 80; Postprocessing SW: SEMCAD, V1.8 Build 186

Test Date: 2013-08-29; Ambient Temp: 22.3; Tissue Temp:22.8

Touch from Body, Right, W-LAN(802.11b) Ch. 11, Ant Internal

Area Scan (81x171x1): Measurement grid: dx=12mm, dy=12mm
Zoom Scan (7x7x7)/Cube 0: Measurement grid: dx=5mm, dy=5mm, dz=5mm
Power Drift = 0.052 dB
Peak SAR (extrapolated) = 3.10 W/kg
SAR(1 g) = 1.1 mW/g; SAR(10 g) = 0.540 mW/g

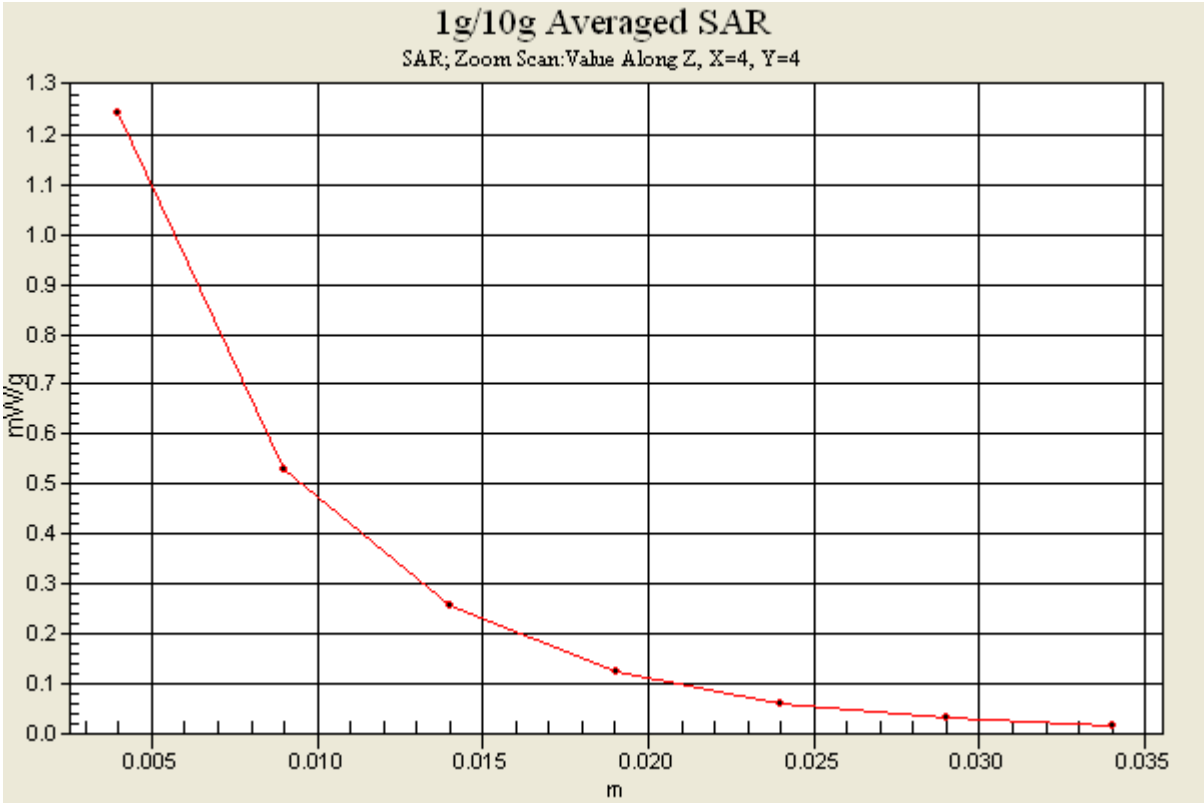

DIGITAL EMC CO., LTD

DUT: Smart-P300U; Type: PDA

Communication System: RFID; Frequency: 914.75 MHz;Duty Cycle: 1:1
Medium parameters used (interpolated): f = 914.75 MHz; σ = 1.07 mho/m; ε_r = 54.1; ρ = 1000 kg/m^3
Phantom section: Flat Section

DASY4 Configuration:
Probe: ET3DV6R - SN1703; ConvF(6.21, 6.21, 6.21); Calibrated: 2013-07-29; Electronics: DAE3 Sn520
Phantom: SAM with CRP; Type: SAM; Serial: TP-1221
Measurement SW: DASY4, V4.7 Build 80; Postprocessing SW: SEMCAD, V1.8 Build 186

Test Date: 2013-09-11; Ambient Temp: 22.0; Tissue Temp:22.2

Touch from Body, Top #1, RFID Ch. Mid(914.75 MHz), Ant Internal

Area Scan (101x101x1): Measurement grid: dx=15mm, dy=15mm
Zoom Scan (5x5x7)/Cube 0: Measurement grid: dx=8mm, dy=8mm, dz=5mm
Power Drift = 0.195 dB
Peak SAR (extrapolated) = 0.504 W/kg
SAR(1 g) = 0.284 mW/g; SAR(10 g) = 0.167 mW/g

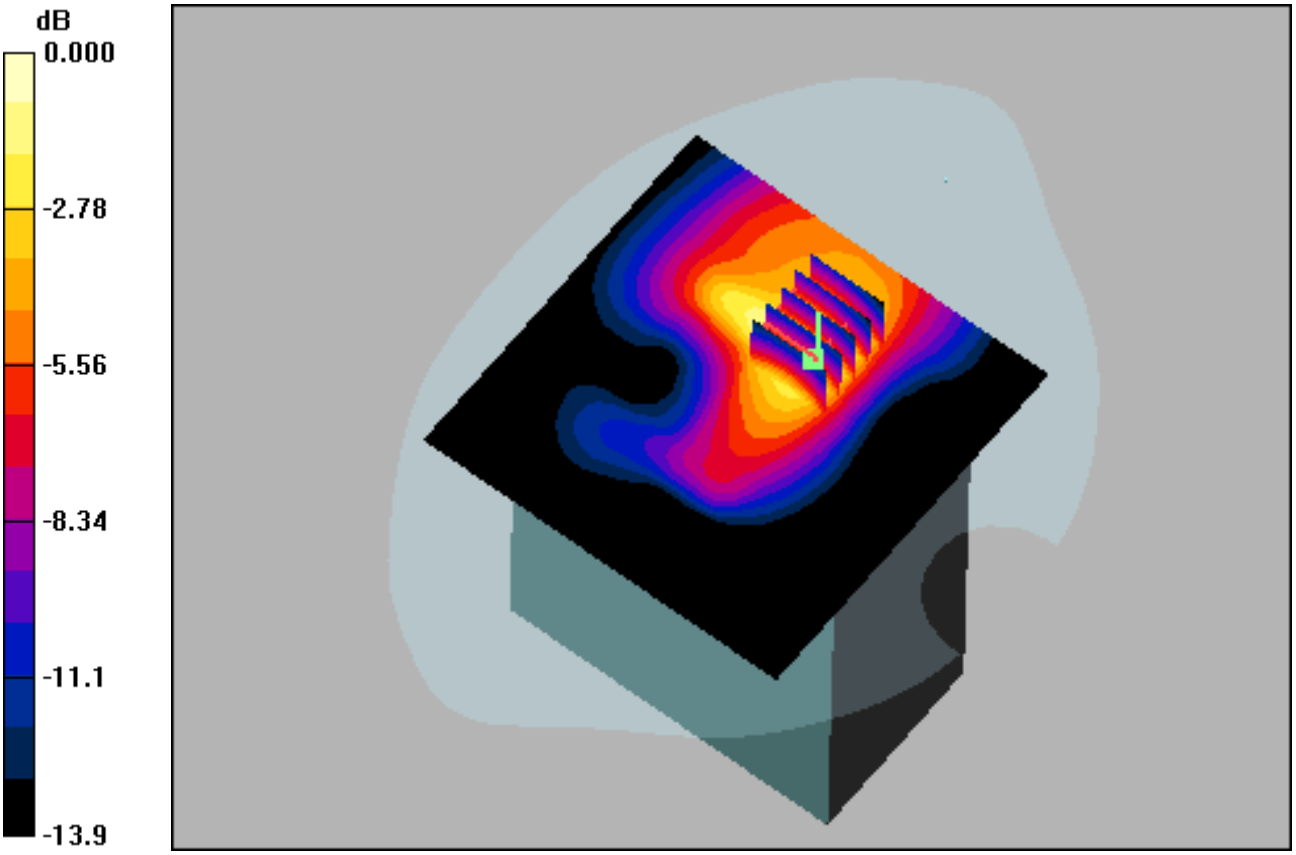

0 dB = 0.322mW/g

DIGITAL EMC CO., LTD

DUT: Smart-P300U; Type: PDA

Communication System: RFID; Frequency: 914.75 MHz;Duty Cycle: 1:1
Medium parameters used (interpolated): f = 914.75 MHz; σ = 1.07 mho/m; ε_r = 54.1; ρ = 1000 kg/m^3
Phantom section: Flat Section

DASY4 Configuration:
Probe: ET3DV6R - SN1703; ConvF(6.21, 6.21, 6.21); Calibrated: 2013-07-29; Electronics: DAE3 Sn520
Phantom: SAM with CRP; Type: SAM; Serial: TP-1221
Measurement SW: DASY4, V4.7 Build 80; Postprocessing SW: SEMCAD, V1.8 Build 186

Test Date: 2013-09-11; Ambient Temp: 22.0; Tissue Temp:22.2

Touch from Body, Top #2, RFID Ch. Mid(914.75 MHz), Ant Internal

Area Scan (101x101x1): Measurement grid: dx=15mm, dy=15mm
Zoom Scan (5x5x7)/Cube 0: Measurement grid: dx=8mm, dy=8mm, dz=5mm
Power Drift = 0.079 dB
Peak SAR (extrapolated) = 0.285 W/kg
SAR(1 g) = 0.167 mW/g; SAR(10 g) = 0.103 mW/g

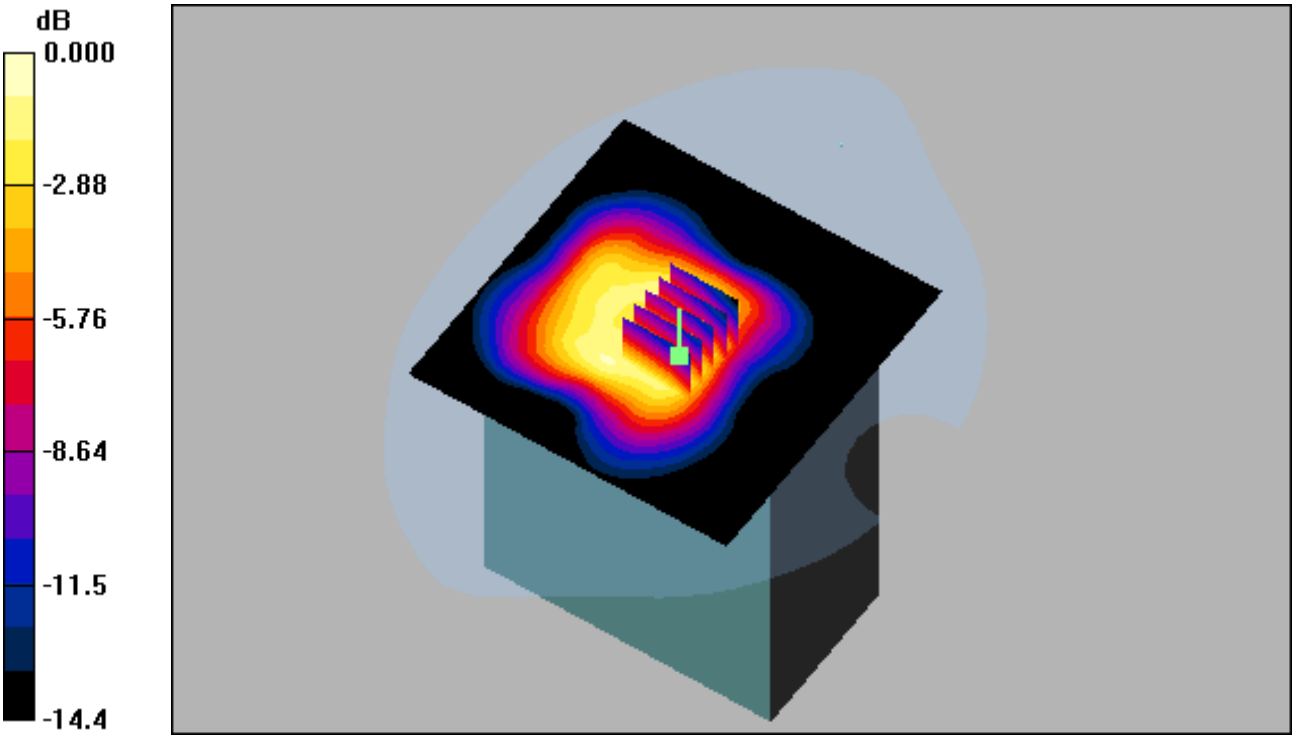

0 dB = 0.184mW/g

DIGITAL EMC CO., LTD

DUT: Smart-P300U; Type: PDA

Communication System: RFID; Frequency: 914.75 MHz;Duty Cycle: 1:1
Medium parameters used (interpolated): f = 914.75 MHz; σ = 1.07 mho/m; ε_r = 54.1; ρ = 1000 kg/m^3
Phantom section: Flat Section

DASY4 Configuration:
Probe: ET3DV6R - SN1703; ConvF(6.21, 6.21, 6.21); Calibrated: 2013-07-29; Electronics: DAE3 Sn520
Phantom: SAM with CRP; Type: SAM; Serial: TP-1221
Measurement SW: DASY4, V4.7 Build 80; Postprocessing SW: SEMCAD, V1.8 Build 186

Test Date: 2013-09-11; Ambient Temp: 22.0; Tissue Temp:22.2

Touch from Body, Bottom, RFID Ch. Mid(914.75 MHz), Ant Internal

Area Scan (101x101x1): Measurement grid: dx=15mm, dy=15mm
Zoom Scan (5x5x7)/Cube 0: Measurement grid: dx=8mm, dy=8mm, dz=5mm
Power Drift = -0.088 dB
Peak SAR (extrapolated) = 0.021 W/kg
SAR(1 g) = 0.015 mW/g; SAR(10 g) = 0.010 mW/g

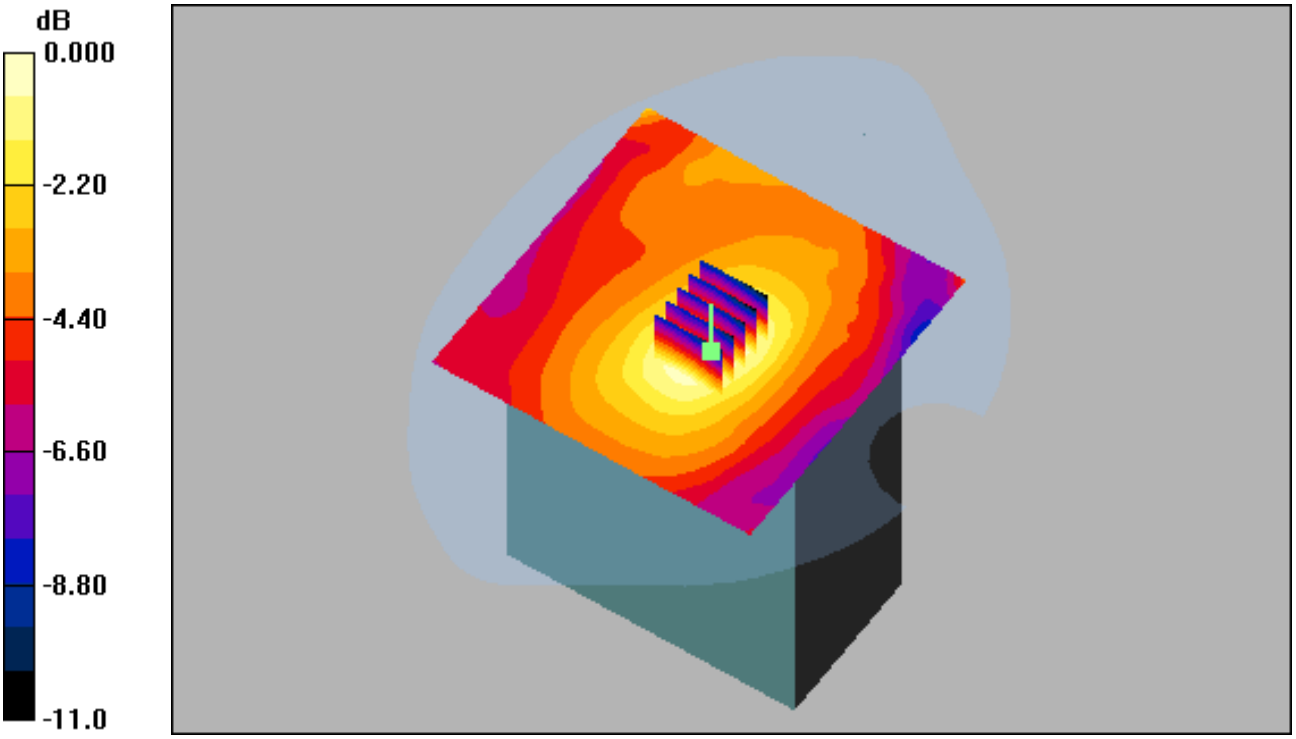

0 dB = 0.016mW/g

DIGITAL EMC CO., LTD

DUT: Smart-P300U; Type: PDA

Communication System: RFID; Frequency: 914.75 MHz;Duty Cycle: 1:1
Medium parameters used (interpolated): f = 914.75 MHz; σ = 1.07 mho/m; ε_r = 54.1; ρ = 1000 kg/m^3
Phantom section: Flat Section

DASY4 Configuration:
Probe: ET3DV6R - SN1703; ConvF(6.21, 6.21, 6.21); Calibrated: 2013-07-29; Electronics: DAE3 Sn520
Phantom: SAM with CRP; Type: SAM; Serial: TP-1221
Measurement SW: DASY4, V4.7 Build 80; Postprocessing SW: SEMCAD, V1.8 Build 186

Test Date: 2013-09-11; Ambient Temp: 22.0; Tissue Temp:22.2

Touch from Body, Front, RFID Ch. Mid(914.75 MHz), Ant Internal

Area Scan (81x131x1): Measurement grid: dx=15mm, dy=15mm
Zoom Scan (5x5x7)/Cube 0: Measurement grid: dx=8mm, dy=8mm, dz=5mm
Power Drift = -0.012 dB
Peak SAR (extrapolated) = 0.094 W/kg
SAR(1 g) = 0.056 mW/g; SAR(10 g) = 0.035 mW/g

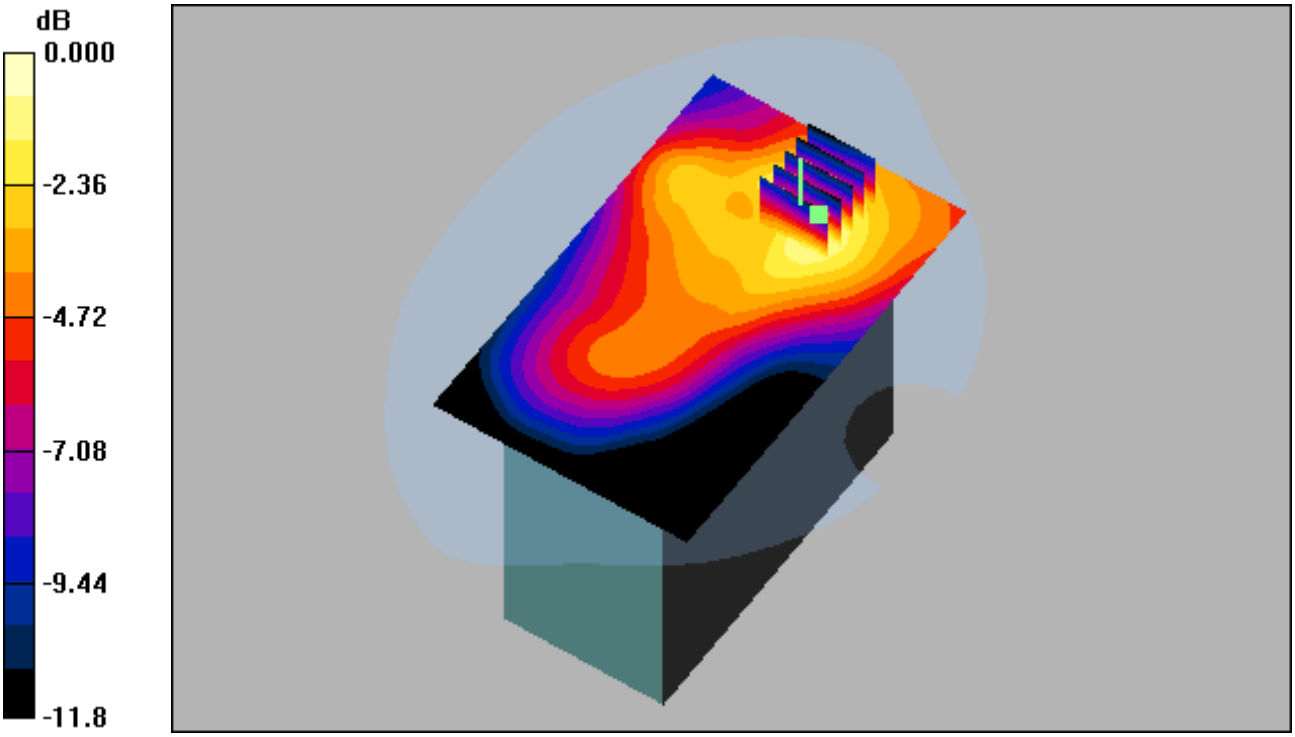

0 dB = 0.063mW/g

DIGITAL EMC CO., LTD

DUT: Smart-P300U; Type: PDA

Communication System: RFID; Frequency: 914.75 MHz;Duty Cycle: 1:1
Medium parameters used (interpolated): f = 914.75 MHz; σ = 1.07 mho/m; ε_r = 54.1; ρ = 1000 kg/m^3
Phantom section: Flat Section

DASY4 Configuration:
Probe: ET3DV6R - SN1703; ConvF(6.21, 6.21, 6.21); Calibrated: 2013-07-29; Electronics: DAE3 Sn520
Phantom: SAM with CRP; Type: SAM; Serial: TP-1221
Measurement SW: DASY4, V4.7 Build 80; Postprocessing SW: SEMCAD, V1.8 Build 186

Test Date: 2013-09-11; Ambient Temp: 22.0; Tissue Temp:22.2

Touch from Body, Rear #1, RFID Ch. Mid(914.75 MHz), Ant Internal

Area Scan (81x131x1): Measurement grid: dx=15mm, dy=15mm
Zoom Scan (5x5x7)/Cube 0: Measurement grid: dx=8mm, dy=8mm, dz=5mm
Power Drift = -0.064 dB
Peak SAR (extrapolated) = 0.425 W/kg
SAR(1 g) = 0.288 mW/g; SAR(10 g) = 0.182 mW/g

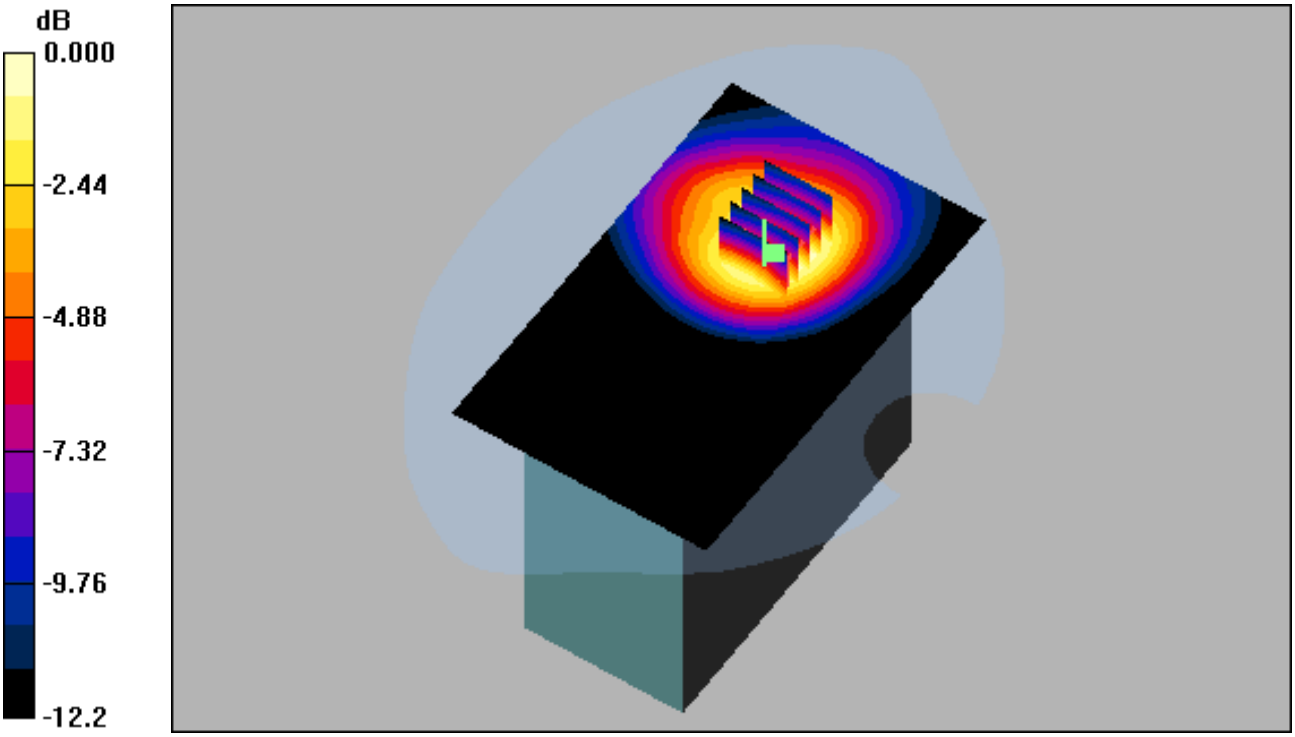

0 dB = 0.305mW/g

DIGITAL EMC CO., LTD

DUT: Smart-P300U; Type: PDA

Communication System: RFID; Frequency: 914.75 MHz;Duty Cycle: 1:1
Medium parameters used (interpolated): f = 914.75 MHz; σ = 1.07 mho/m; ε_r = 54.1; ρ = 1000 kg/m^3
Phantom section: Flat Section

DASY4 Configuration:
Probe: ET3DV6R - SN1703; ConvF(6.21, 6.21, 6.21); Calibrated: 2013-07-29; Electronics: DAE3 Sn520
Phantom: SAM with CRP; Type: SAM; Serial: TP-1221
Measurement SW: DASY4, V4.7 Build 80; Postprocessing SW: SEMCAD, V1.8 Build 186

Test Date: 2013-09-11; Ambient Temp: 22.0; Tissue Temp:22.2

Touch from Body, Rear #2, RFID Ch. Mid(914.75 MHz), Ant Internal

Area Scan (81x131x1): Measurement grid: dx=15mm, dy=15mm
Zoom Scan (5x5x7)/Cube 0: Measurement grid: dx=8mm, dy=8mm, dz=5mm
Power Drift = 0.081 dB
Peak SAR (extrapolated) = 0.018 W/kg
SAR(1 g) = 0.014 mW/g; SAR(10 g) = 0.010 mW/g

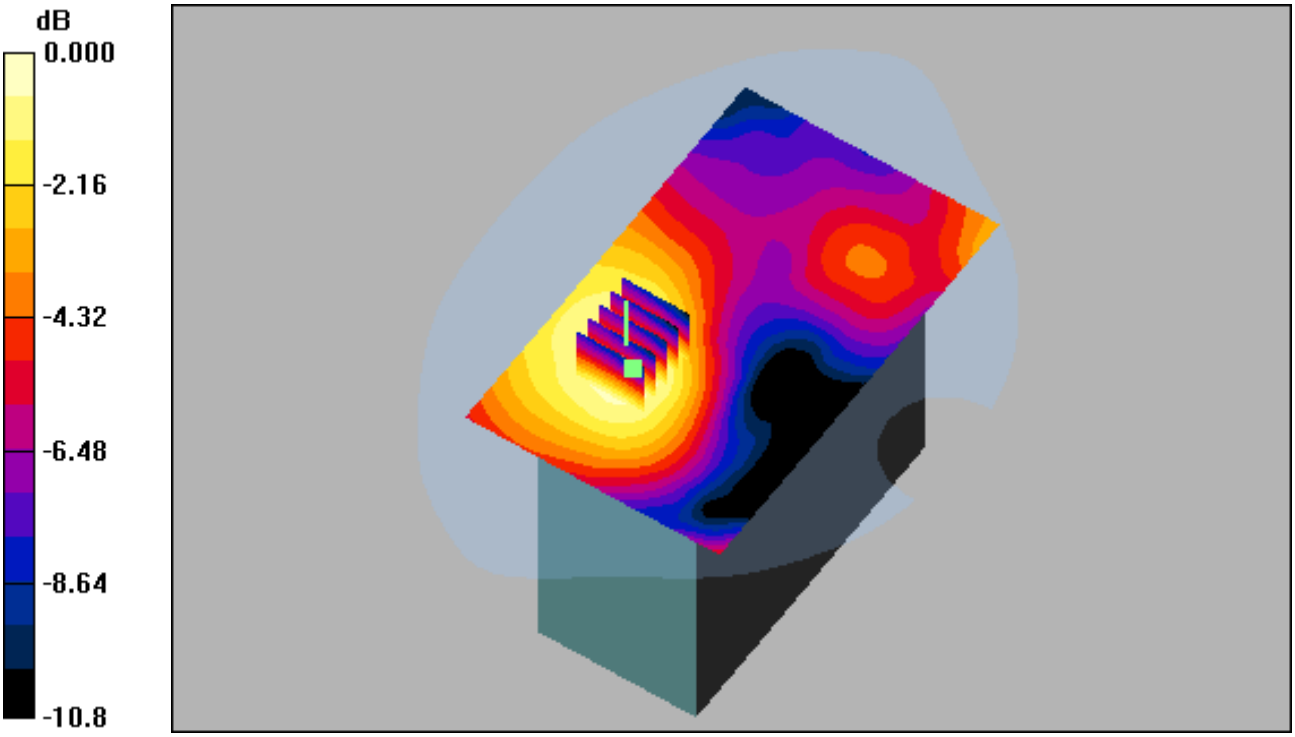

0 dB = 0.015mW/g

DIGITAL EMC CO., LTD

DUT: Smart-P300U; Type: PDA

Communication System: RFID; Frequency: 902.75 MHz;Duty Cycle: 1:1
Medium parameters used (interpolated): f = 902.75 MHz; σ = 1.06 mho/m; ε_r = 54.2; ρ = 1000 kg/m^3
Phantom section: Flat Section

DASY4 Configuration:
Probe: ET3DV6R - SN1703; ConvF(6.21, 6.21, 6.21); Calibrated: 2013-07-29; Electronics: DAE3 Sn520
Phantom: SAM with CRP; Type: SAM; Serial: TP-1221
Measurement SW: DASY4, V4.7 Build 80; Postprocessing SW: SEMCAD, V1.8 Build 186

Test Date: 2013-09-11; Ambient Temp: 22.0; Tissue Temp:22.2

Touch from Body, Right, RFID Ch. Low(902.75 MHz), Ant Internal

Area Scan (101x131x1): Measurement grid: dx=15mm, dy=15mm
Zoom Scan (5x5x7)/Cube 0: Measurement grid: dx=8mm, dy=8mm, dz=5mm
Power Drift = 0.010 dB
Peak SAR (extrapolated) = 1.06 W/kg
SAR(1 g) = 0.800 mW/g; SAR(10 g) = 0.557 mW/g

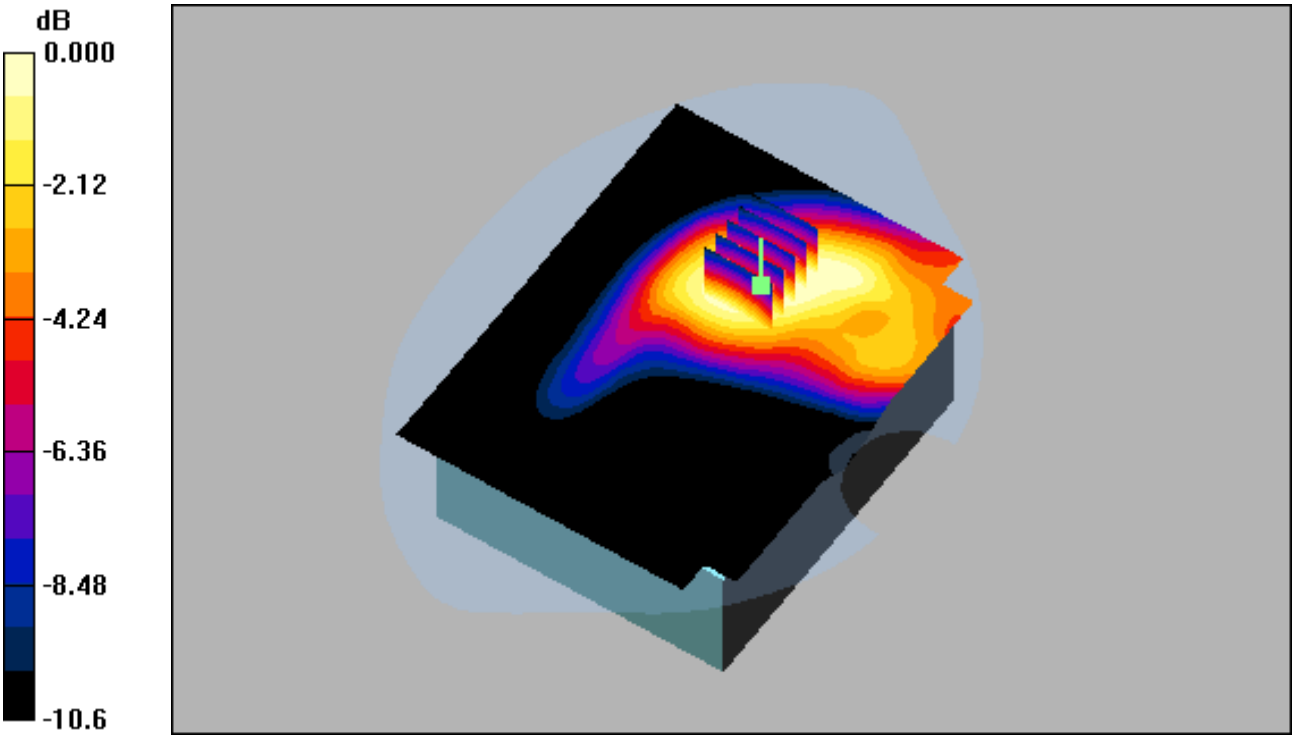

0 dB = 0.858mW/g

DIGITAL EMC CO., LTD

DUT: Smart-P300U; Type: PDA

Communication System: RFID; Frequency: 914.75 MHz;Duty Cycle: 1:1
Medium parameters used (interpolated): f = 914.75 MHz; σ = 1.07 mho/m; ε_r = 54.1; ρ = 1000 kg/m^3
Phantom section: Flat Section

DASY4 Configuration:
Probe: ET3DV6R - SN1703; ConvF(6.21, 6.21, 6.21); Calibrated: 2013-07-29; Electronics: DAE3 Sn520
Phantom: SAM with CRP; Type: SAM; Serial: TP-1221
Measurement SW: DASY4, V4.7 Build 80; Postprocessing SW: SEMCAD, V1.8 Build 186

Test Date: 2013-09-11; Ambient Temp: 22.0; Tissue Temp:22.2

Touch from Body, Right, RFID Ch. Mid(914.75 MHz), Ant Internal

Area Scan (101x131x1): Measurement grid: dx=15mm, dy=15mm
Zoom Scan (5x5x7)/Cube 0: Measurement grid: dx=8mm, dy=8mm, dz=5mm
Power Drift = 0.129 dB
Peak SAR (extrapolated) = 1.22 W/kg
SAR(1 g) = 0.719 mW/g; SAR(10 g) = 0.415 mW/g

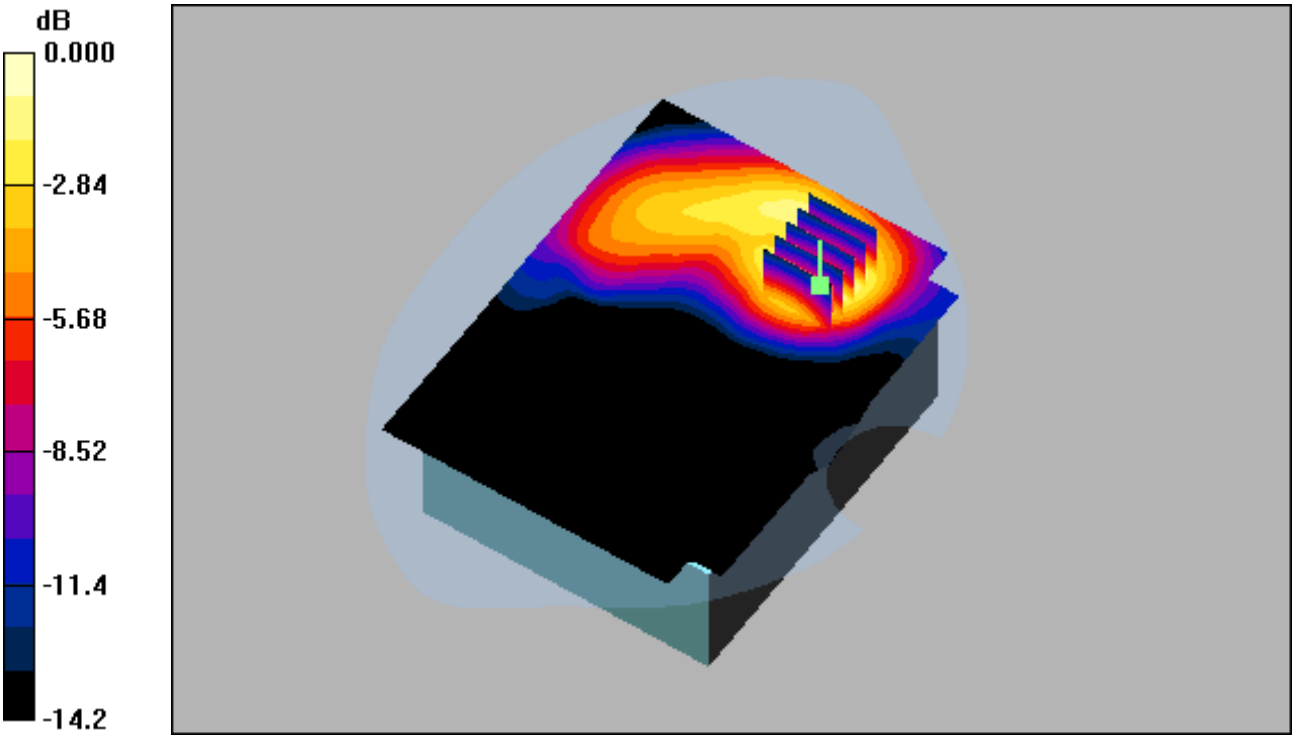

0 dB = 0.807mW/g

DIGITAL EMC CO., LTD

DUT: Smart-P300U; Type: PDA

Communication System: RFID; Frequency: 927.25 MHz;Duty Cycle: 1:1
Medium parameters used (interpolated): f = 927.25 MHz; σ = 1.08 mho/m; ε_r = 54; ρ = 1000 kg/m^3
Phantom section: Flat Section

DASY4 Configuration:
Probe: ET3DV6R - SN1703; ConvF(6.21, 6.21, 6.21); Calibrated: 2013-07-29; Electronics: DAE3 Sn520
Phantom: SAM with CRP; Type: SAM; Serial: TP-1221
Measurement SW: DASY4, V4.7 Build 80; Postprocessing SW: SEMCAD, V1.8 Build 186

Test Date: 2013-09-11; Ambient Temp: 22.0; Tissue Temp:22.2

Touch from Body, Right, RFID Ch. High(927.25 MHz), Ant Internal

Area Scan (101x131x1): Measurement grid: dx=15mm, dy=15mm
Zoom Scan (5x5x7)/Cube 0: Measurement grid: dx=8mm, dy=8mm, dz=5mm
Power Drift = -0.014 dB
Peak SAR (extrapolated) = 0.707 W/kg
SAR(1 g) = 0.537 mW/g; SAR(10 g) = 0.367 mW/g

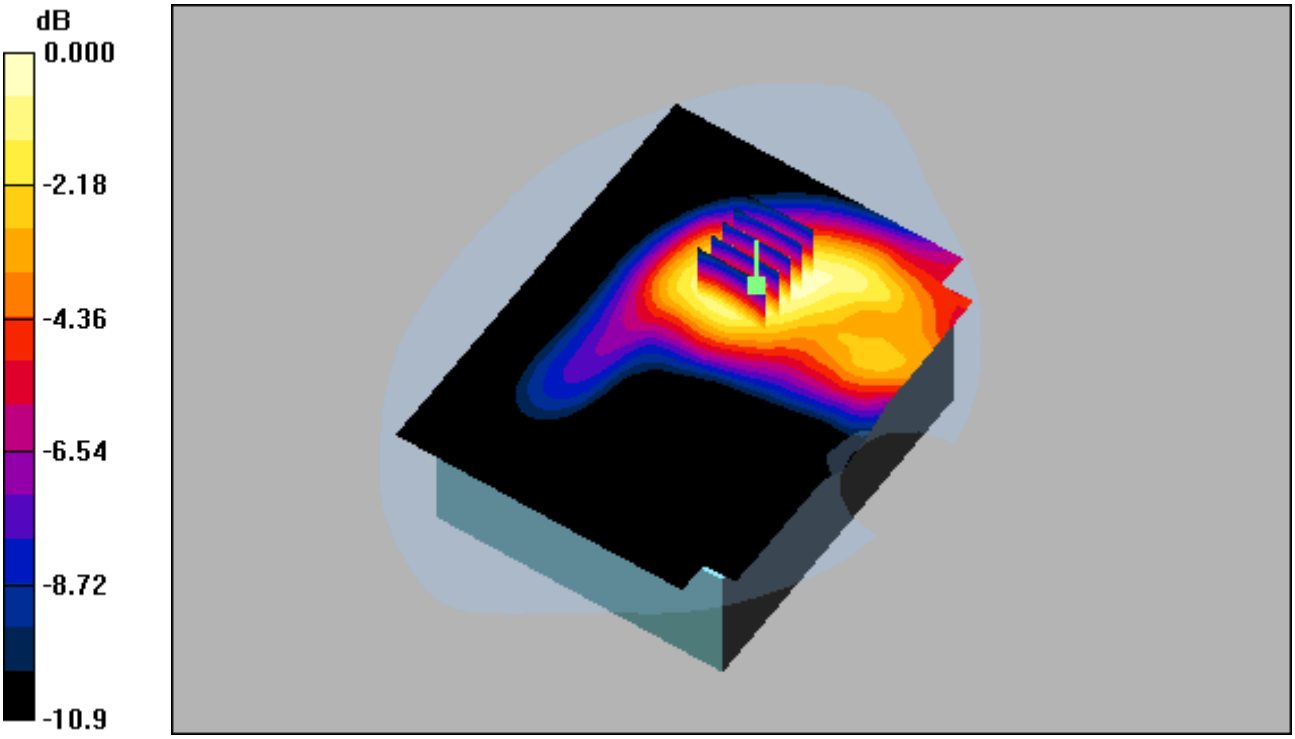

0 dB = 0.580mW/g

DIGITAL EMC CO., LTD

DUT: Smart-P300U; Type: PDA

Communication System: RFID; Frequency: 914.75 MHz;Duty Cycle: 1:1
Medium parameters used (interpolated): f = 914.75 MHz; σ = 1.07 mho/m; ε_r = 54.1; ρ = 1000 kg/m^3
Phantom section: Flat Section

DASY4 Configuration:
Probe: ET3DV6R - SN1703; ConvF(6.21, 6.21, 6.21); Calibrated: 2013-07-29; Electronics: DAE3 Sn520
Phantom: SAM with CRP; Type: SAM; Serial: TP-1221
Measurement SW: DASY4, V4.7 Build 80; Postprocessing SW: SEMCAD, V1.8 Build 186

Test Date: 2013-09-11; Ambient Temp: 22.0; Tissue Temp:22.2

Touch from Body, Left, RFID Ch. Mid(914.75 MHz), Ant Internal

Area Scan (101x131x1): Measurement grid: dx=15mm, dy=15mm
Zoom Scan (5x5x7)/Cube 0: Measurement grid: dx=8mm, dy=8mm, dz=5mm
Power Drift = 0.002 dB
Peak SAR (extrapolated) = 0.986 W/kg
SAR(1 g) = 0.610 mW/g; SAR(10 g) = 0.362 mW/g

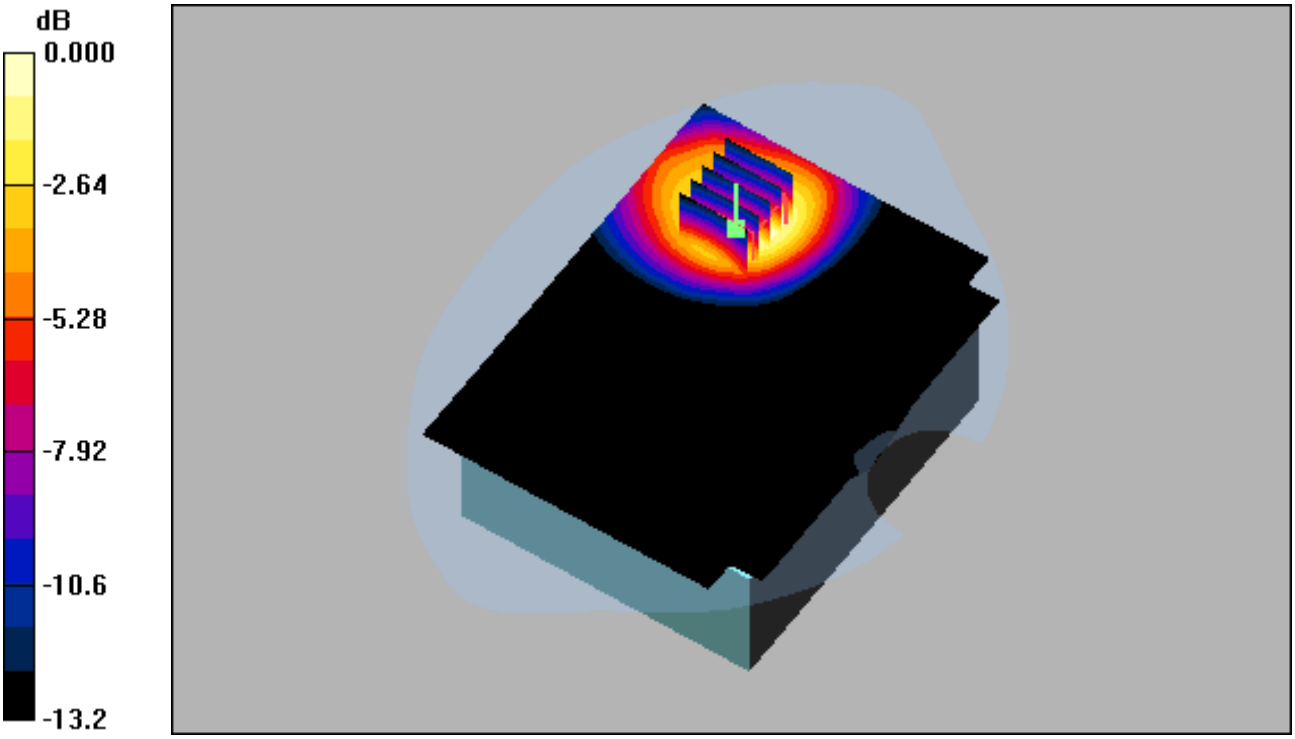

0 dB = 0.671mW/g

DIGITAL EMC CO., LTD

DUT: Smart-P300U; Type: PDA

Communication System: RFID; Frequency: 902.75 MHz;Duty Cycle: 1:1
Medium parameters used (interpolated): f = 902.75 MHz; σ = 1.06 mho/m; ε_r = 54.2; ρ = 1000 kg/m^3
Phantom section: Flat Section

DASY4 Configuration:
Probe: ET3DV6R - SN1703; ConvF(6.21, 6.21, 6.21); Calibrated: 2013-07-29; Electronics: DAE3 Sn520
Phantom: SAM with CRP; Type: SAM; Serial: TP-1221
Measurement SW: DASY4, V4.7 Build 80; Postprocessing SW: SEMCAD, V1.8 Build 186

Test Date: 2013-09-11; Ambient Temp: 22.0; Tissue Temp:22.2

Touch from Body, Right, RFID Ch. Low(902.75 MHz), Ant Internal
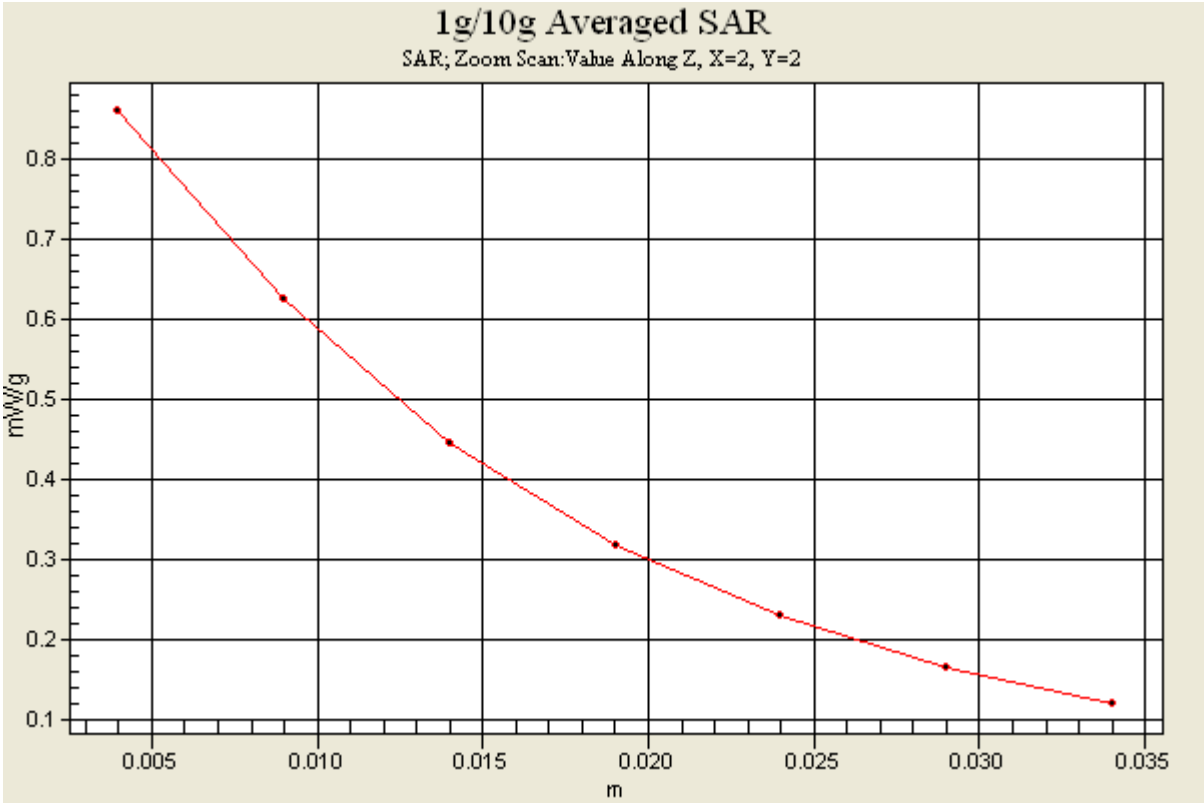
Area Scan (101x131x1): Measurement grid: dx=15mm, dy=15mm
Zoom Scan (5x5x7)/Cube 0: Measurement grid: dx=8mm, dy=8mm, dz=5mm
Power Drift = 0.010 dB
Peak SAR (extrapolated) = 1.06 W/kg
SAR(1 g) = 0.800 mW/g; SAR(10 g) = 0.557 mW/g