TIPS CONTINUED:

☼ To battle in brightly lit environments, switch the Repulsor to Bright Light Mode.

To team up with other recruits, sync forces by simultaneously pushing the sync button on each piece of Avenger Gear (additional Avenger Gear sold separately).

Playmation components use infrared and radio signals. Other products with strong signals such as RC cars, video game console cameras, and Wi-Fi routers may cause interference. If you experience issues, please move play away from those devices or turn them off.

PMN B0179AS00

NEED HELP? CALL 1-844-HERO-HELP (1-844-437-6435). VISIT HELP.PLAYMATION.COM FOR MORE TIPS, TRICKS, AND TROUBLESHOOTING.

FCC STATEMENT

This device complies with Part 15 of the FCC Rules. Operation is subject to the following two conditions: (1) This device may not cause harmful interference, and (2) this device must accept any interference received, including interference that may cause undesired operation.

NOTE: This equipment has been tested and found to comply with the limits for a Class B digital device, pursuant to Part 15 of the FCC Rules. These limits are designed to provide reasonable protection against harmful interference in a residential installation. This equipment generates uses and can radiate radio frequency energy, and, if not installed and used in accordance with the instructions, may cause harmful interference to radio communications. However, there is no guarantee that interference will not occur in a particular installation. If this equipment does cause harmful interference to radio or television reception, which can be determined by turning the equipment off and on, the user is encouraged to try to correct the interference by one or more of the following measures:

- Reorient or relocate the receiving antenna.
- Increase the separation between the equipment and receiver.
- Connect the equipment into an outlet on a circuit different from that to which the receiver is connected.
- Consult the dealer or an experienced radio/TV technician for help.

CAUTION: Changes or modifications to this unit not expressly approved by the party responsible for compliance could void the user's authority to operate the equipment.

This device complies with Industry Canada license-exempt RSS 210 standard. "Operation is subject to the following two conditions: (1) this device may not cause harmful interference, and (2) this device must accept any interference received, including interference that may cause undesired operation of the device.

Le présent appareil est conforme aux CNR d'Industrie Canada applicables aux appareils radio exempts de licence. L'exploitation est autorisée aux deux conditions suivantes: (1) l'appareil ne doit pas produire de brouillage, et (2) l'appareil doit accepter tout brouillage radioélectrique subi, même si le brouillage est susceptible d'en compromettre le fonctionnement.

CAN ICES-3 (B) / NMB-3 (B)

† App and content subject to availability. App is available for download at no cost; some activities (including new missions and locations) require Disney Playmation Starter Pack, in-app purchases that cost real money, and/or purchase of other Disney Playmation products. For information about the privacy and data collection policies applicable to the Disney Playmation system (including the physical products and the app), please visit www.Playmation.com/privacy. App works with select iPhone®, iPad®, and iPod touch® and select Android devices (see www.Playmation.com/devices for details). Updates may affect compatibility. Requires an iTunes® account or Google Play account, in each case subject to applicable terms, privacy policies, and availability. Internet/wi-fi/mobile data connection required (data charges may apply). App contains social media links to connect with others, links to online stores to purchase real products, push notifications to let you know when we have exciting updates like new content, registration to create or sign in using a Disney/an existing account, and advertising for The Walt Disney Family of Companies and some third parties. Parent permission required. Apple and the Apple logo are trademarks of Apple Inc., registered in the U.S. and other countries. App Store is a service mark of Apple Inc. Google Play is a trademark of Google, Inc. See www.Playmation.com/legal for additional third-party legal notices.

Product and colors may vary. Retain this information for future reference. PLAYMATION, PLAYMATION Logo and all PLAYMATION elements TM & © Disney. © MARVEL. ®* and/or TM* & © 2015 Hasbro, Pawtucket, RI 02861-1059 USA. All Rights Reserved. TM & ® denote U.S. Trademarks.

US/CANADA TEL. 1- 800-255-5516

B1075
PN: 7558430000

Hasbro®

PLAYMATION

MARK II REPULSOR GEAR

AGES 6+

MARVEL AVENGERS

POWERED BY Disney

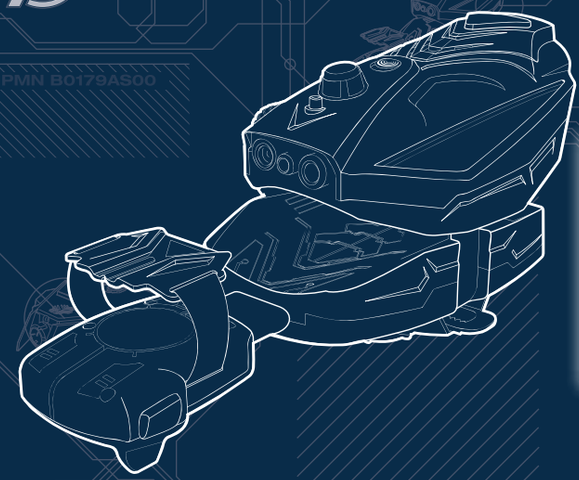

PMN B0179AS00

THE AVENGERS ARE GLAD YOU'RE IN THE FIGHT! TO GET YOU IN THE BATTLE AS FAST AS POSSIBLE, HERE'S WHAT YOU NEED TO DO:

[QUICK START STEPS]

1. LOAD BATTERIES.
2. SWITCH ON YOUR REPULSOR GEAR AND LISTEN FOR INSTRUCTIONS FROM J.A.R.V.I.S.
3. SEE DETAILED STEPS INSIDE.

DON'T FORGET!

Download the AvengersNet app to access HQ, register your gear, and get breaking news and new missions!
†see back for details

Download on the App Store

ANDROID APP ON Google play

ARTECH Solution of Graphics Communication
Customer Code: 5008/B10750000_PMN_REPULSOR_INST_RC.indd
2015-05-0015(1)/Sunday/2015-06-11/EP1_CT-Coated
滙能設計制作(深圳)有限公司
www.artechgraphics.com.hk | info@artechgraphics.com.hk | Tel 755-3322 8070
7463

1 INSTALL BATTERIES. USE A PHILLIPS/CROSS HEAD SCREWDRIVER (NOT INCLUDED).

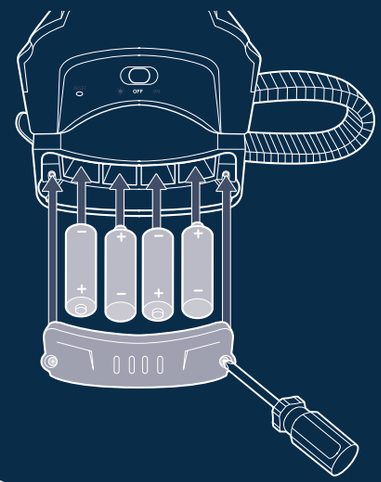

⊕ BATTERY INFORMATION

X4 1.5V AA ALKALINE BATTERIES REQUIRED. NOT INCLUDED

IMPORTANT: BATTERY INFORMATION

⚠ CAUTION:

1. TO AVOID BATTERY LEAKAGE
   a. Always follow the instructions carefully. Use only batteries specified and be sure to insert them correctly by matching the + and – polarity markings.
   b. Do not mix old batteries and new batteries or standard (carbon-zinc) with alkaline batteries.
   c. Remove exhausted or dead batteries from the product.
   d. Remove batteries if product is not to be played with for a long time.
   e. Do not short-circuit the supply terminals.
   f. RECHARGEABLE BATTERIES: Do not mix these with any other types of batteries. Always remove from the product before recharging. Recharge batteries under adult supervision. DO NOT RECHARGE OTHER TYPES OF BATTERIES.
2. Should this product cause, or be affected by, local electrical interference, move it away from other electrical equipment. Reset (switching off and back on again or removing and re-inserting batteries) if necessary.

2 SWITCH ON REPULSOR GEAR AND LISTEN FOR INSTRUCTIONS FROM J.A.R.V.I.S.

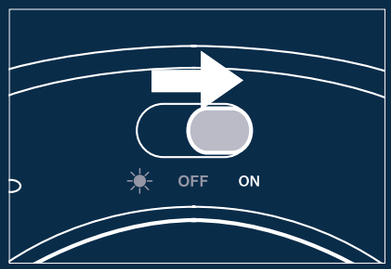

3 TO TEAM UP WITH OTHER RECRUITS, SYNC FORCES BY SIMULTANEOUSLY PUSHING THE SYNC BUTTON ON EACH PIECE OF AVENGER GEAR (ADDITIONAL AVENGER GEAR SOLD SEPARATELY).

Avenger Gear

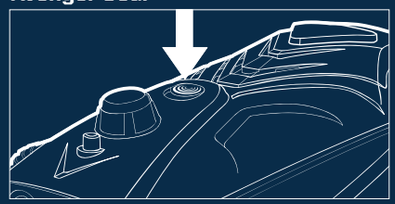

Other Avenger Gear (sold separately)

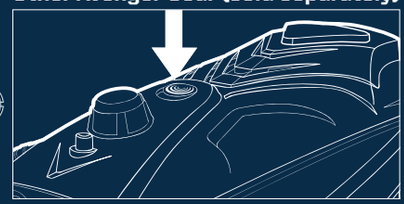

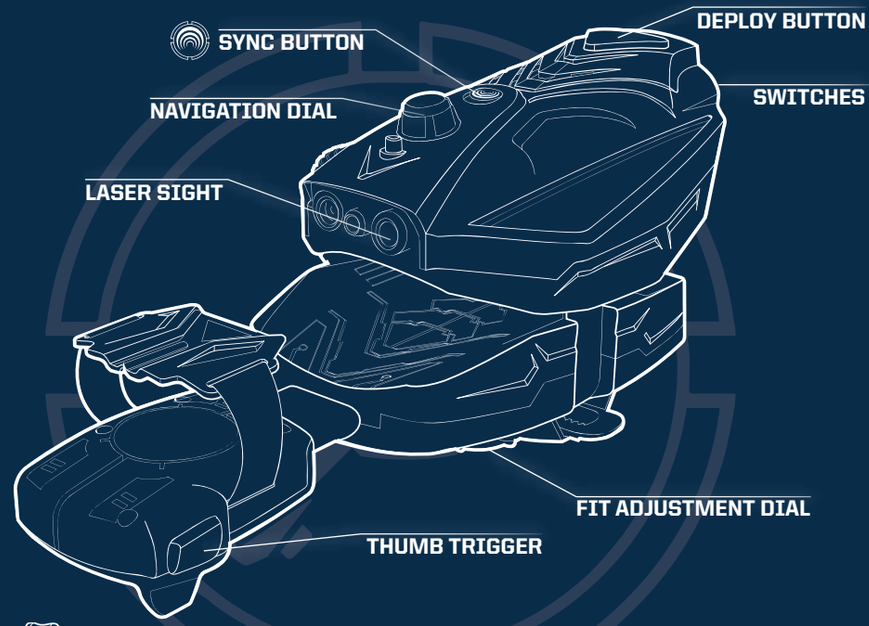

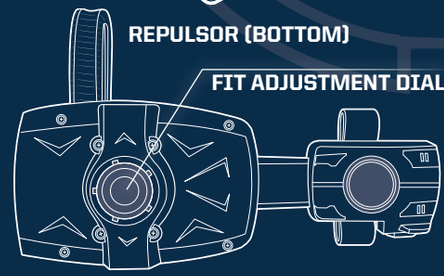

RIGHT ARM USE

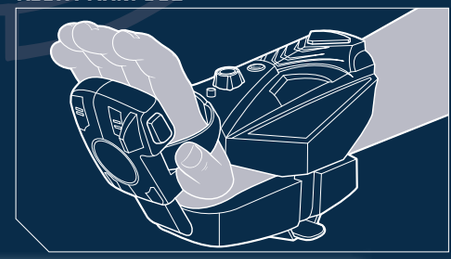

SWITCHES (BACK)

TIPS:

Requires Power Activator. Sold Separately.

For best connectivity and performance, use in a room 40ft x 40ft with 20-foot ceilings or smaller.

Wear Repulsor Gear on right forearm, positioned high enough to flex your wrist (see picture). Tighten by turning the fit adjustment dial.

To fire Palm Cannon accurately, flex your hand up before pushing forward. If you're having trouble or misfiring, move the Repuslor back on your arm to allow your hand to flex up and down freely.

To access additional missions, turn on a Power Activator (sold separately) and wait for J.A.R.V.I.S. to announce the Power Activator is recognized.

ARTECH Solution of Graphics Communication
Customer Code: 5008/B10750000_PMN_REPULSOR_INST_RC.indd
2015-05-0015(1)/Sunday/2015-06-11/EP1_CT-Coated
滙能設計制作(深圳)有限公司
www.artechgraphics.com.hk | info@artechgraphics.com.hk | Tel 755-3322 8070
7463