TIMEFLYS®

City500

BABY MONITOR

Night mode *

Choose Night Mode via Menu

Day mode

Choose Day Mode via Menu

* Night Mode will reduce the radio emission to minimum up to zero when it is quiet. However, under Night Mode there is no Range Alarm function. So this mode is recommended to use when Parent Unit and Baby Unit are placed fixed positions such as parents and baby's rooms, typically in the night case. The way to use Night and Day modes is a pending patent of MC Devices.

User Manual

Major function

- Two way to talk to baby
- Infrared night vision
- Lullabies to relieve baby crying
- One parent unit can maximum monitor 4pcs baby unit simultaneously
- Temperature monitoring
- Vibration (optional)

Inside the box

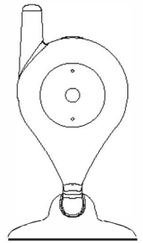

Baby Unit

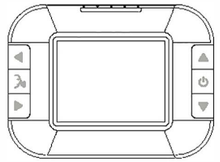

Parent Unit

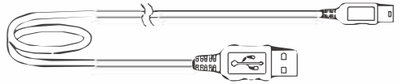

2 USB cables

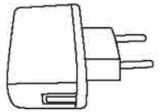

1 USB adaptor

1 set rechargeable battery

How to use Baby Unit

Place the baby unit at least 1 meter (3 feet) away from your baby

Technique Data:

Frequency	2.4GHz
Number of channels	19
Modulation	DSSS
Screen	3.5" TFT LCD
AC adaptor	USB, 5V, 500mA
Baby unit power	19dBm
Sensitivity of Parent unit	-83dBm
Parent unit battery	Lion 2000mAh 3.7V
Battery life	7-9h
Battery charging time	4-8h
Temperature range	10-40℃ (50-104° F)
Storage Temperature	-10-70℃ (14-158° F)
Lullaby	8

Parent Unit

Power Indicator:

- Red/Green flash out of range
- Red flash low battery
- Green flash battery charging

Sound level indicator
The louder, The more lights

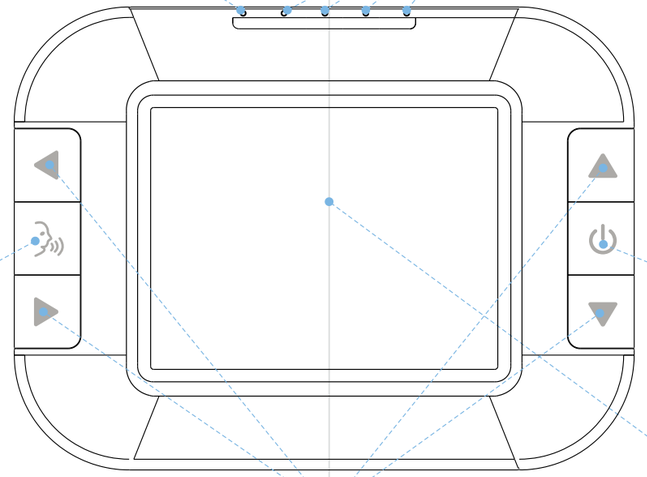

Push to talk
Press and hold the button to talk to baby

Power/Menu :
Long press to turn on, Quick press to go into Menu

4 Arrow buttons to select functions

Parent Alarms

Range alarm

Constant Beep···

PU exceeding range
Red/green lights flash

Low battery alarm

Every 30s Beep···

Low battery

Every 30 seconds audio alarm
Red flash

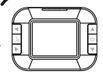

MANU

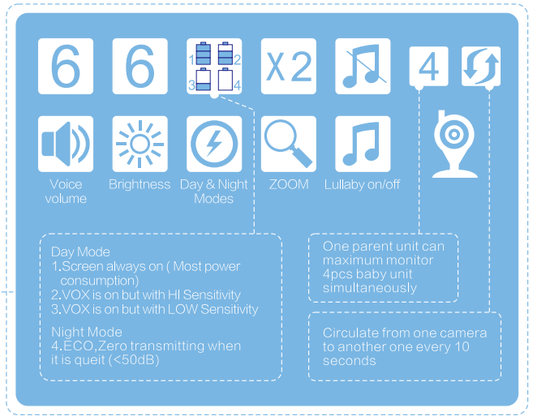

How to use Parent Unit

Parent Unit should be at least 2 meters (6 feet) away from Baby Unit to avoid whistling.

MC DEVICES CO., LTD.
516 Building 4, National software base,
Kejizhong 2 Rd, Shenzhen, China
Tel: (+86 755) 8618 5022
www.mcdevices.com
Email: sales@mcdevices.com

This device complies with part 15 of the FCC Rules. Operation is subject to the condition that this device does not cause harmful interference (1) this device may not cause harmful interference, and (2) this device must accept any interference received, including interference that may cause undesired operation.

Changes or modifications not expressly approved by the party responsible for compliance could void the user's authority to operate the equipment.

NOTE: This equipment has been tested and found to comply with the limits for a Class B digital device, pursuant to Part 15 of the FCC Rules. These limits are designed to provide reasonable protection against harmful interference in a residential installation. This equipment generates, uses and can radiate radio frequency energy and, if not installed and used in accordance with the instructions, may cause harmful interference to radio communications. However, there is no guarantee that interference will not occur in a particular installation.

If this equipment does cause harmful interference to radio or television reception, which can be determined by turning the equipment off and on, the user is encouraged to try to correct the interference by one or more of the following measures:

-- Reorient or relocate the receiving antenna.

-- Increase the separation between the equipment and receiver.

-- Connect the equipment into an outlet on a circuit different from that to which the receiver is connected.

-- Consult the dealer or an experienced radio/TV technician for help.

FCC ID: RS5-CITY500R