TIMEFLYS®

Crown B

BABY MONITOR

Night mode *

Long press the night light button on Parent Unit or Baby Unit for 5 seconds, Parent Unit power light turns orange, Baby monitor zero emission when quiet

Day mode

Long press the night light button on Parent Unit or Baby Unit for 5 seconds, Parent Unit power light turns green, out of range function works

* Night Mode will reduce the radio emission to minimum up to zero when it is quiet. However, under Night Mode there is no Range Alarm function. So this mode is recommended to use when Parent Unit and Baby Unit are placed fixed positions such as parents and baby's rooms, typically in the night case. The way to use Night and Day modes is a pending patent of MC Devices.

User Manual

Inside the box

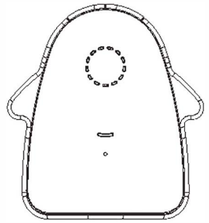

Baby Unit

Parent Unit

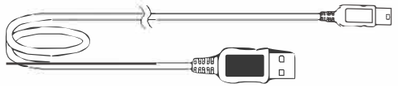

2 USB cables

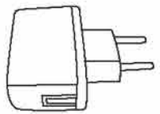

1 USB adaptor

1 set rechargeable battery

Baby Unit

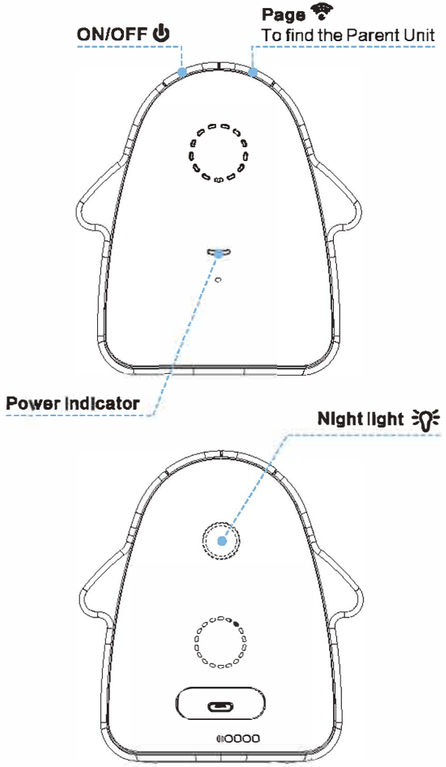

How to use Baby Unit

Keep the baby unit 1-3 meters (3-9 feet) away from baby

Technique Data:

Frequency	2.4GHz
Number of channels	36
Input	100-240V, 50/60Hz, 0.2A
Output	5V, 1000mA
Transmitter Power	Baby unit: 80mA,
	Parent unit: 130mA
Operating temperature	0-50℃ (32-122℉)
Storage temperature	-20-70℃ (-4 - 158℉)

Parent Unit

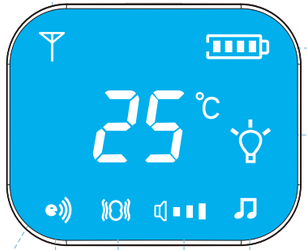

Signal

Power

Night light

Intercom

Volume

Vibration

Lullaby

Sound level indicator

Indicator:

- Green DAY MODE Orange NIGHT MODE
- Red/orange flash OUT OF RANGE
- Red flash LOW BATTERY
- Green flash CHARGING

Push to talk

Lullaby:
Long press to turn on/off
Short press for next lullaby

Night light

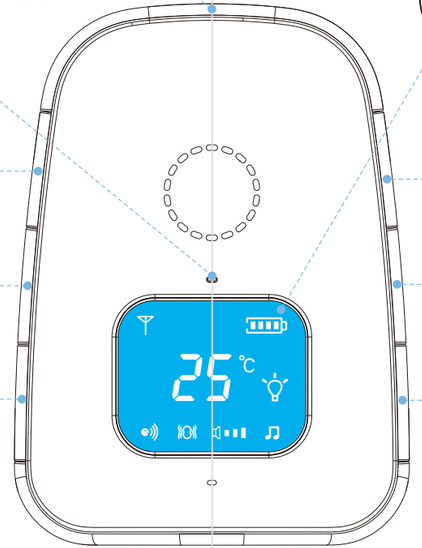

ON/OFF ⏻

Volume +/−

Parent alarms

Vibration setup

2 ways to set up

Only vibration → Volume − (Quick press to the end)

Vibration+Audio alarm → Volume + (Long press 5 seconds)

Range alarm

Constant beep···

PU exceeding range

Red/green lights flash

Low battery alarm

Low battery

Every 30s beep···

Every 30 seconds audio alarm

Red flash

Temperature alarm

Every 30s beep···

<16℃(61℉) flash LO

>30℃(86℉) flash HI

On/Off temperature alarm

Volume −

Long press 5 seconds

How to use Parent Unit

Parent Unit should be at least 2 meters (6 feet) away from Baby Unit to avoid whistling.

MC DEVICES CO., LTD.
516 Building 4, National software base,
Kejizhong 2 Rd, Shenzhen, China
Tel: (+86 755) 8618 5022
www.mcdevices.com
Email: sales@mcdevices.com

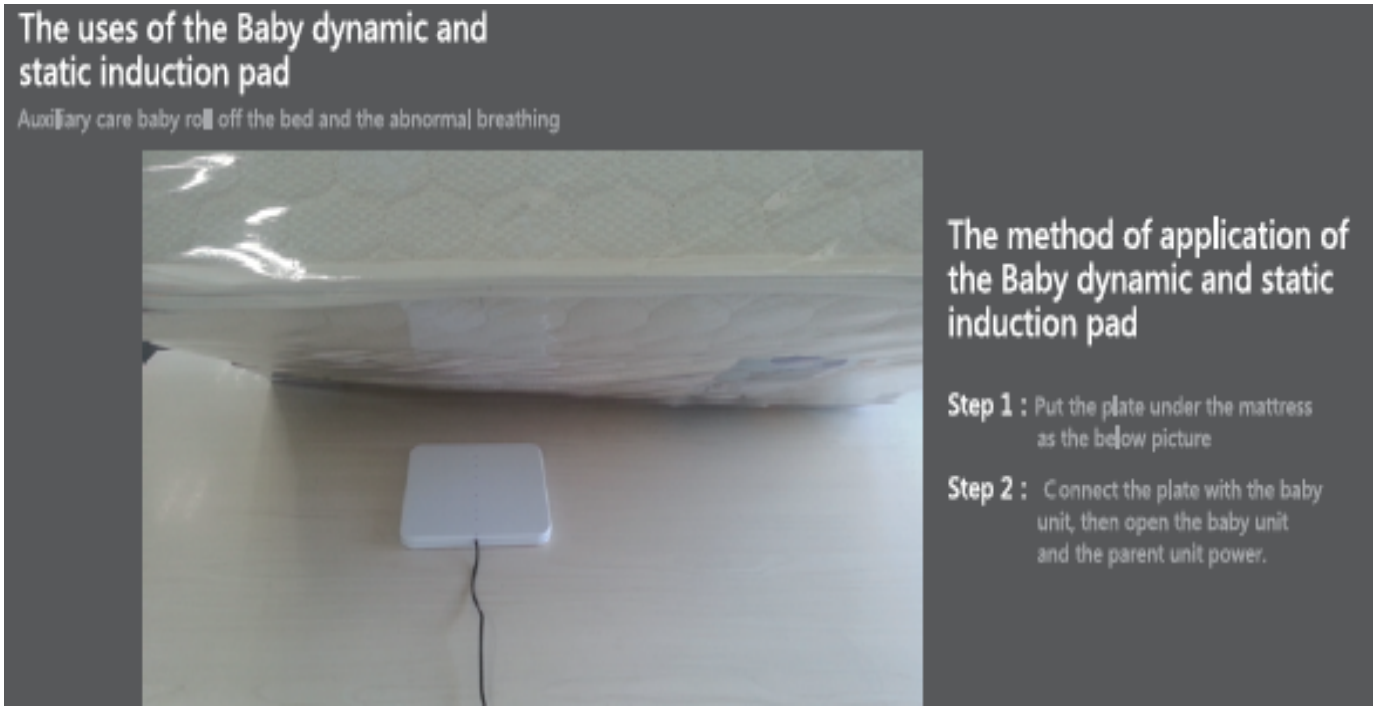

This device complies with part 15 of the FCC Rules. Operation is subject to the condition that this device does not cause harmful interference (1) this device may not cause harmful interference, and (2) this device must accept any interference received, including interference that may cause undesired operation.

Changes or modifications not expressly approved by the party responsible for compliance could void the user's authority to operate the equipment.

NOTE: This equipment has been tested and found to comply with the limits for a Class B digital device, pursuant to Part 15 of the FCC Rules. These limits are designed to provide reasonable protection against harmful interference in a residential installation. This equipment generates, uses and can radiate radio frequency energy and, if not installed and used in accordance with the instructions, may cause harmful interference to radio communications. However, there is no guarantee that interference will not occur in a particular installation.

If this equipment does cause harmful interference to radio or television reception, which can be determined by turning the equipment off and on, the user is encouraged to try to correct the interference by one or more of the following measures:

-- Reorient or relocate the receiving antenna.

-- Increase the separation between the equipment and receiver.

-- Connect the equipment into an outlet on a circuit different from that to which the receiver is connected.

-- Consult the dealer or an experienced radio/TV technician for help.

FCC ID:RS5-CROWNBR