CMC Centro Misure Compatibilità S.r.l.
Via della Fisica, 20
36016 Thiene (VI) – ITALY
Tel./Fax +39 0445 367702
www.cmclab.it - info@cmclab.it

LAB N° 0168

Independent Testing Laboratory
Accredited by ACCREDIA according to UNI CEI EN ISO/IEC 17025 cert. nr. 0168

TEST REPORT nr. R17220201

Federal Communication Commission (FCC)

Test item

Description .....: RADIO REMOTE CONTROL

Trademark .....: REMDEVICE

Model/Type .....: TTX8

FCC ID .....: RTF-TTX8

Test Specification

Standard.....: FCC Rules & Regulations, Title 47:2017
Part 15 paragraph(s): 203, 207, 209 and 247

Client's name .....: REMDEVICE S.r.l.

Address .....: Via Munari, 72 – 36055 Nove (VI) – ITALY

Manufacturer's name : Same as client

Address .....: --

Report

Tested by .....: A. Bertezzolo .....

Approved by .....: R. Beghetto – *Laboratory Manager* .....

Date of issue .....: 04.06.18

Contents.....: 84 pages

This test report shall not be reproduced except in full without the written approval of CMC.
The test results presented in this report relate only to the item tested.

Index

1. SUMMARY **3**

2. DESCRIPTION OF EQUIPMENT UNDER TEST (EUT) **4**

2.1 TEST SITE 4

3. TESTING AND SAMPLING **4**

4. OPERATIVE CONDITIONS **4**

5. PHOTOGRAPH(S) OF EUT **5**

5.1 PHOTOGRAPH(S) OF EUT 5

6. EQUIPMENT LIST **6**

7. MEASUREMENT UNCERTAINTY **7**

8. REFERENCE DOCUMENTS **9**

9. DEVIATION FROM TEST SPECIFICATION **10**

10. TEST CASE VERDICTS **10**

11. RESULTS **11**

11.1 ANTENNA REQUIREMENTS 12
11.2 EMISSIONS IN RESTRICTED FREQUENCY BANDS AND IN UNRESTRICTED FREQUENCY BANDS 13
11.3 DTS BANDWIDTH 59
11.4 BAND EDGE 64
11.5 FUNDAMENTAL EMISSION OUTPUT POWER 71
11.6 MAXIMUM POWER SPECTRAL DENSITY LEVEL IN THE FUNDAMENTAL EMISSION 76
11.7 SPURIOUS EMISSION 81

CMC Centro Misure Compatibilità S.r.l.

1. Summary

Standard:

FCC Rules & Regulations, Title 47:2017
Part 15 paragraph(s): 203, 207, 209 and 247

Test specifications	*Environmental Phenomena*	*Tests sequence*	*Result*
Part 15.203	Antenna requirements	1	Complies
Part 15.207	Conducted emissions	--	N.A. (+)
Part 15.209	Emissions in restricted frequency bands and in unrestricted frequency bands	2	Complies
Part 15.247 (a) (2)	DTS bandwidth	3	Complies
Part 15.247 (d)	Band edge	4	Complies
Part 15.209 and 15.247	Fundamental emission output power	5	Complies
Part 15.209 and 15.247	Maximum power spectral density level in the fundamental emission	6	Complies
Part 15.209	Spurious emission	7	Complies

(+) Devices which only employ battery power. See FCC Part 15.207 (c)

The Test Report was given to the Client representatives for necessary documentation of ratification of the tested equipment and it is valid for the FCC certification

CMC Centro Misure Compatibilità S.r.l.

2. Description of Equipment under test (EUT)

Power supply ..... :	3 Vdc from battery
Type of equipment ..... :	☑ Transmitter Unit
	❑ Receiver Unit
Type of station ..... :	❑ Fixed station
	❑ Portable station
	☑ Mobile station
Number of channels ..... :	50
Frequency band ..... :	902 – 928 MHz
Nominal frequencies ..... :	F_L: 902,50 MHz F_M: 915,00 MHz F_H: 927,00 MHz

2.1 Test Site

Company ..... :	CMC Centro Misure Compatibilità S.r.l.
Address ..... :	Via della Fisica, 20
	36016 Thiene (VI) – ITALY
Test site facility's FCC registration number ..... :	182474

3. Testing and sampling

Date of receipt of test item ..... :	18.10.17
Testing start date ..... :	28.11.17
Testing end date ..... :	28.12.17
Samples tested nr. ..... :	1
Sampling procedure. ..... :	Equipment used for testing was picked up by the manufacturer, at the end of the production process with random criterion
Internal identification ..... :	adhesive label with the product number P171223

4. Operative conditions

EUT exercising ..... :	EUT in continuous transmission at maximum power

CMC Centro Misure Compatibilità S.r.l.

5. Photograph(s) of EUT

5.1 Photograph(s) of EUT

CMC Centro Misure Compatibilità S.r.l.

6. Equipment list

Id. number	Manufacturer	Model	Description	Serial number	Last calibration	Due date calibration
CMC S010	Rohde & Schwarz	ESH3-Z2	Impulses Limiting Device	- - -	January '17	January '18
CMC S108	EMCO	3115	Horn Antenna	9811-5622	June '16	June '19
CMC S127	Schaffner	HLA6120	Loop Antenna	1191	March '17	March '20
CMC S164	Rohde & Schwarz	ESU26	EMC interference receiver	100052	January '17	January '18
CMC S227	Rohde & Schwarz	ESR7	EMI Test Receiver 7GHz	101121	January '17	January '18
CMC S260	CMC	Wfr_N	Shielded Cable	Wfr_ant10-1	November '17	November '18
CMC S261	CMC	Wfr_N	Shielded Cable	Wfr_ant20-1	November '17	November '18
CMC S262	CMC	Wfr_N_fix	Shielded Cable	Wfr_fix32-1	November '17	November '18
CMC S263	CMC	Wfr_N_fix	Shielded Cable	Wfr_fix31-1	November '17	November '18
CMC S264	CMC	Wfr_N	Shielded Cable	Wfr_ext03-1	November '17	November '18
CMC S271	Schwarzbeck	BBA 9106 + VHBB 9124	Biconical Antenna (30-300MHz)	831	June '16	June '19
CMC S287	Schwarzbeck	VUSLP 9111B	Log-periodic Antenna (200 MHz-3Ghz)	9111B-203	June '16	June '19
CMC S288	CMC	W_sma_white	Joint Shielded Cable	W_001	November '17	November '18

CMC Centro Misure Compatibilità S.r.l.

7. Measurement uncertainty

Test	Test Setup	Expanded uncertainty	Note
Conducted emission CISPR 16 LISN 50uH 0,009-0,0150MHz	PE001_01	3,4 dB	1
Conducted emission CISPR 16 LISN 50uH 0,150-30,0MHz	PE001_01	2,8 dB	1
Conducted emission CISPR 16 Voltage Probe 0,15-30MHz	PE001_02	2,6 dB	1
Conducted emission CISPR 16 Current Probe 0,15-30MHz	PE001_03	2,2 dB	1
Conducted emission CISPR 16 ISN 0,15-30MHz	PE001_04	4,5 dB	1
Clic CISPR 16 LISN 50uH 0,150-30,0MHz	PE001_05	2,8 dB	1
Disturbance Power 30-300 MHz	PE002_01	3,4 dB	1
Radiated Emission LAS 0,15-30MHz	PE003_01	1,5 dB	1
Radiated Emission CISPR 16 Loop Ant. 0,15-30MHz	PE004_01	3,8 dB	1
Radiated Emission CISPR 16 Bicon. Ant. 30-300MHz	PE004_02	3,3 dB	1
Radiated Emission CISPR 16 LogP. Ant. 300-1000MHz	PE004_03	3,2 dB	1
Radiated Emission CISPR 16 Horn Ant. 1-18GHz	PE004_04	3,6 dB	1
Human Exposure to electromagnetic fields	PE005_01	10,5 %	1
Harmonic current emissions test	PE006_01	10 mA + 1,6 %	1
Voltage fluctuation and flicker test	PE007_01	3,9 %	1
Radiated Immunity 80MHz-6GHz	PE102_XX	2,1 dB 0,81 V/m a 3V/m	1
Conducted Immunity 0,15-230MHz	PE105_XX	1,2 dB 0,44 V a 3V	1
AC Magnetic field	PE106_01	1,55 % 0,15 A/m a 10A/m	1
Pulse Magnetic field	PE107_01	6,22 % 18,6 A/m a 300A/m	1
Dumped Magnetic field	PE108_01	6,22 % 1,86 A/m a 30A/m	1
Common mode conducted immunity	PE112_01	2,12 % 0,21 V a 10V	1

CMC Centro Misure Compatibilità S.r.l.

Test	Test Setup	Expanded uncertainty	Note
Power/Spurious 9kHz-30MHz	PR001_01	3,8 dB	1
Power/Spurious ERP 30-1000MHz d=10m	PR001_02+03	4,3 dB	1
Misura della potenza EiRP 1-18GHz d=3m	PR001_04	4,3 dB	1
Misura della potenza EiRP 18-40GHz d=3m	PR001_05	5,5 dB	1
Frequency error	PR002_01+02	< 1x10-7	1
Timing zero span (1001pts.)	PR002_01+02	0,2 % SWT	1
Modulation bandwidth	PR002_01+02	< 1x10-7	1
Conducted RF power and spurious emission	PR002_01+02	1,2 dB	1
Adjacent channel power	PR002_01+02	1,2 dB	1
Blocking	PR002_01+02	1,2 dB	1

Test	Test Setup	Expanded uncertainty	Note
Electrostatic discharge immunity test	PE101_0X		2
Electrical fast transients / burst immunity test	PE103_0X		2
Surge immunity test	PE104_0X		2
Short interruption immunity test	PE109_01		2
Rev_17_01 date 20/03/2017			

Note 1:
The expanded uncertainty reported according to EN55016-4-2:2011 is based on a standard uncertainty multiplied by a coverage factor of K=2, providing a level of confidence of p = 95%

Note 2:

It has been demonstrated that the used test equipment meets the specified requirements in the standard with at least a 95% confidence, covering factor k = 2

CMC Centro Misure Compatibilità S.r.l.

8. Reference documents

Reference no.	*Description*
FCC Rules and Regulation Title 47 part 15:2017	--
ANSI C63.4:2014	American National Standard for Methods of Measuring of Radio-Noise Emissions from Low-Voltage Electrical and Electronic Equipment in the Range of 9 kHz – 40 GHz
ANSI C63.10:2013	American National Standard of Procedures for Compliance Testing of Unlicensed Wireless Devices
KDB 558074 D01 DTS Meas Guidance v04	Guidance for Performing Compliance Measurements on Digital Transmission Systems (DTS) Operating Under §15.247
Internal Procedure PM001 rev. 3.0 (Quality Manual)	Measure Procedure
Internal procedure INC_M rev. 9.0 (Quality Manual)	Measurement uncertainty calculation

CMC Centro Misure Compatibilità S.r.l.

9. Deviation from test specification

None

10. Test case verdicts

Test case does not apply to the test object ..... : N.A.
Test item does meet the requirement ..... : Complies
Test item does not meet the requirement ..... : Does not comply
Test not performed ..... : N.E.

CMC Centro Misure Compatibilità S.r.l.

11. Results

In this clause tests results are reported.

Measurement uncertainty is in accordance with document CMC INC_M rev. 9.0.

Judgement of compliance:

Case 1	Case 2	Case 3	Case 4
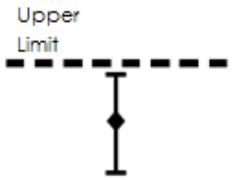	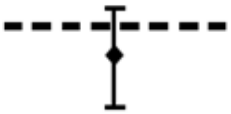	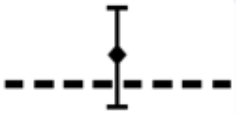	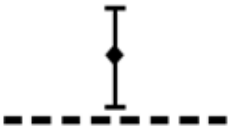
The sample complies with the requirement.	The sample complies with the requirement.	The sample does not comply with the requirement.	The sample does not comply with the requirement.
The measurement results is within the specification limit when the measurement uncertainty is taken into account.	It is not possible to state compliance using a 95% coverage probability for the expanded uncertainty although the measurement result is below the limit.	It is not possible to state compliance using a 95% coverage probability for the expanded uncertainty also the measurement result is upper the limit.	The measurement results is outside the specification limit when the measurement uncertainty is taken into account.

In agreement with ILAC-G8: 03/2009 Guidelines on the Reporting of Compliance with Specification.

CMC Centro Misure Compatibilità S.r.l.

11.1 Antenna requirements

Test set-up and execution

- FCC Rules and Regulation; Titles 47 Part 15.203
- Internal procedure PM001
- See clause 4 of this test report

Test configuration

Test site:
Laboratory

Auxiliary equipment:
See clause 4 of this test report

EUT exercising

See clause 4 of this test report

Test equipment used

--
Measurement uncertainty: See clause 7 of this test report

Test specification

An intentional radiator shall be designed to ensure that no antenna other than that furnished by the responsible party shall be used with the device.
The use of a permanently attached antenna or of an antenna that uses a unique coupling to the intentional radiator shall be considered sufficient to comply with the provisions of this section.
The manufacturer may design the unit so that a broken antenna can be replaced by the user, but the use of a standard antenna jack or electrical connector is prohibited. This requirement does not apply to carrier current devices or to devices operated under the provisions of §15.211, § 15.213, § 15.217, § 15.219, or § 15.221. Further, this requirement does not apply to intentional radiators that must be professionally installed, such as perimeter protection systems and some field disturbance sensors, or to other intentional radiators which, in accordance with § 15.31(d), must be measured at the installation site. However, the installer shall be responsible for ensuring that the proper antenna is employed so that the limits in this part are not exceeded

Environmental conditions

Temperature (°C)	*Atmospheric pressure (kPa)*	*Relative humidity (%)*
23	100	42

Result

Antenna Type	*External R.F. power amplifier*	*Gain*	*Remarks*	*Results*
Integral antenna	Not Present	3,2 dBi	--	Complies

Result: The requirements are met

CMC Centro Misure Compatibilità S.r.l.

11.2 Emissions in restricted frequency bands and in unrestricted frequency bands

Test set-up and execution

- FCC Rules and Regulation; Titles 47 Part. 15.209
- KDB 558074 D01 DTS Meas Guidance v04 cl. 11 and 12
- ANSI C63.10 cl. 6.4, 6.5 and 6.6
- Internal procedure PM001
- See clause 4 of this test report

Test configuration

Test site:
Semi-anechoic chamber

Auxiliary equipment:
See clause 4 of this test report

EUT exercising

See clause 4 of this test report

Test equipment used

CMC S164, CMC S241, CMC S251, CMC S290, CMC S298
Measurement uncertainty: See clause 7 of this test report

Test specification

Port: Enclosure
Frequency range: 0,009 – 10000 MHz
Antenna polarization: Horizontal (H) – Vertical (V)
EUT height about the floor:
80 cm for frequencies ≤ 1000 MHz
150 cm for frequencies > 1000 MHz
EUT – Antenna distance:
10 m for frequencies ≤ 1000 MHz
3 m for frequencies > 1000 MHz

Environmental conditions

Temperature (°C)	*Atmospheric pressure (kPa)*	*Relative humidity (%)*
22	100	42

CMC Centro Misure Compatibilità S.r.l.

Acceptance limits

Frequency range (MHz)	*Limits [dB(µV/m)]*
0,009 to 0,490	118,51 to 83,80
0,490 to 1,705	63,80 to 52,97
1,705 to 30	59,54
30 to 88	30
88 to 216	33,52
216 to 960	36,02
Above 960	43,98
Remarks: The emission limits shown in the above table are based on measurements employing a CISPR quasi-peak detector except for the frequency bands 9–90 kHz, 110–490 kHz and above 1000 MHz. Radiated emission limits in these three bands are based on measurements employing an average detector.	

CMC Centro Misure Compatibilità S.r.l.

Setup

Frequency ≤ 30 MHz

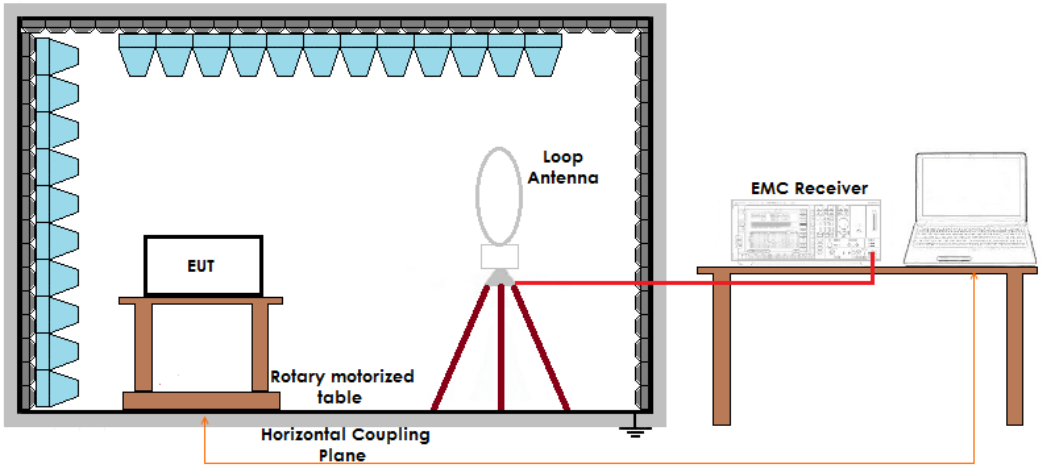

Frequency ≤ 1 GHz

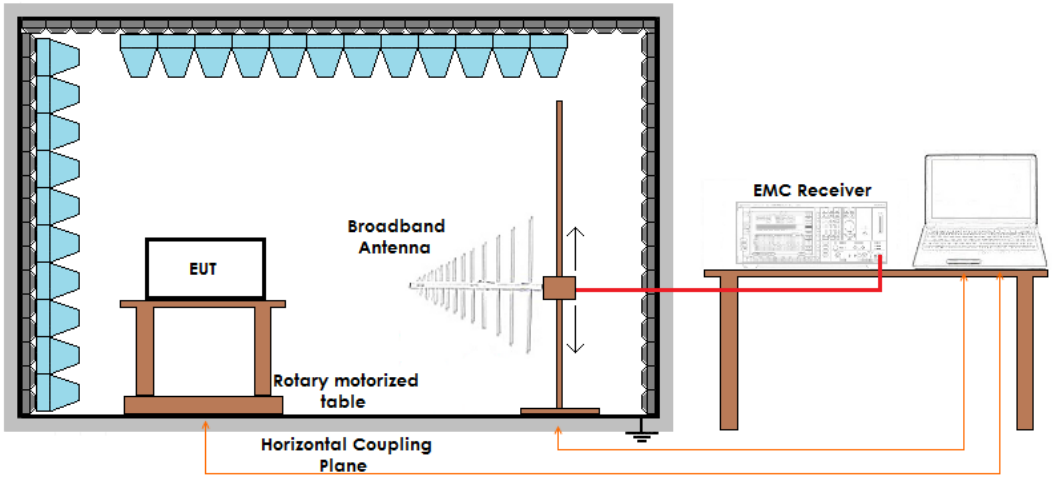

Frequency > 1 GHz

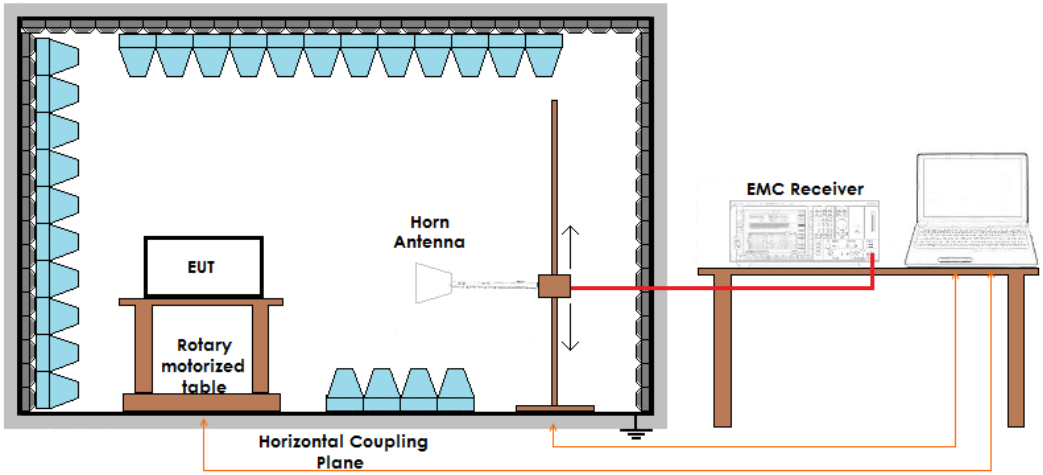

CMC Centro Misure Compatibilità S.r.l.

Result

Antenna polarization	*EUT polarization*	*Transmission channel (MHz)*	*Frequency Range (MHz)*	*Graphs*	*Result*
H	--	927,00	300 – 1000	G17220246	Complies
V	--	927,00	300 – 1000	G17220247	Complies
V	--	915,00	300 – 1000	G17220248	Complies
H	--	915,00	300 – 1000	G17220249	Complies
H	--	902,50	300 – 1000	G17220250	Complies
V	--	902,50	300 – 1000	G17220251	Complies
V	--	Worst case	30 – 300	G17220252	Complies
H	--	Worst case	30 – 300	G17220253	Complies
H	V	902,50	1000 – 10000	G17220254	Complies
H	H	902,50	1000 – 10000	G17220255	Complies
V	H	902,50	1000 – 10000	G17220256	Complies
V	V	902,50	1000 – 10000	G17220257	Complies
H	V	915,00	1000 – 10000	G17220258	Complies
H	H	915,00	1000 – 10000	G17220259	Complies
V	H	915,00	1000 – 10000	G17220260	Complies
V	V	915,00	1000 – 10000	G17220261	Complies
H	V	927,00	1000 – 10000	G17220262	Complies
H	H	927,00	1000 – 10000	G17220263	Complies
V	H	927,00	1000 – 10000	G17220264	Complies
V	V	927,00	1000 – 10000	G17220265	Complies
Loop	--	Worst case	0,009 – 30	G17220266	Complies

Remarks: Measurements at frequencies lower than 1000 MHz have been performed with an EUT – antenna distance of 10 m. Measured values have been corrected with different conversion factors, based on the measuring distance provided by the standard.
Peaks above the limits are caused by the nominal transmitting frequencies.
For peaks around the transmitting frequency that are above the limits, the peaks fall into a non-restricted frequency band. The compliance is demonstrated by the margin from the level of transmission frequency (margin higher than 20 dB)

CMC Centro Misure Compatibilità S.r.l.

Graphs

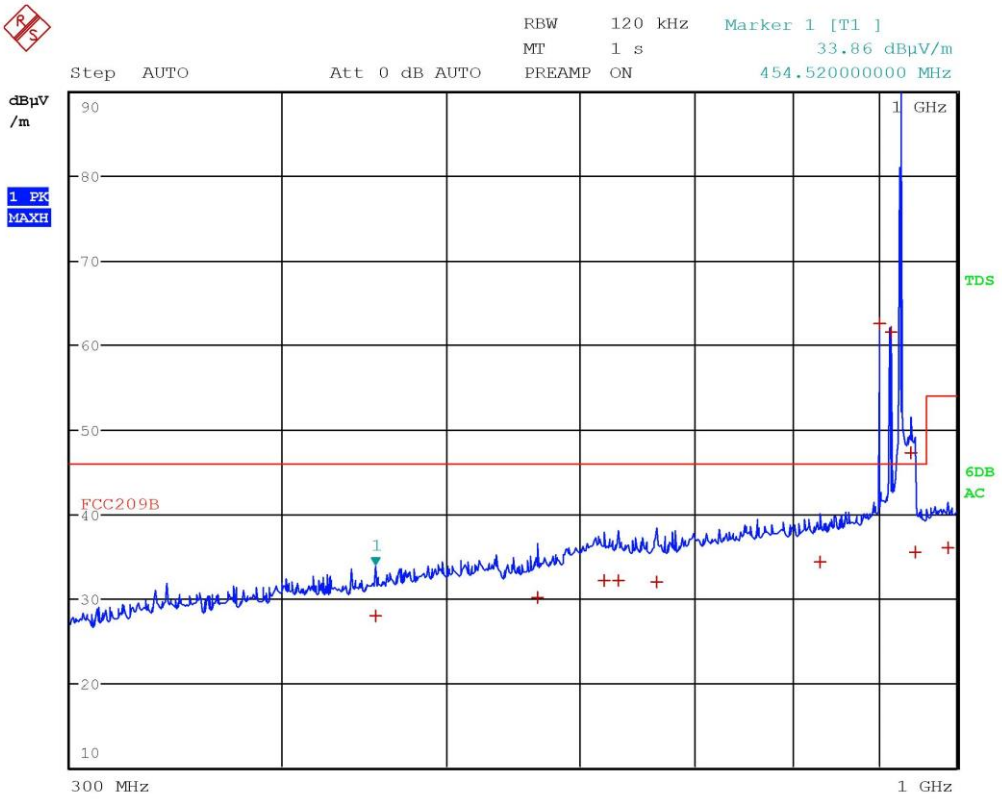

Bertezzolo 17220246

CMC Centro Misure Compatibilità S.r.l.

EDIT PEAK LIST (Final Measurement Results)

Trace1:	FCC209B
Trace2:	---
Trace3:	---

TRACE	FREQUENCY	LEVEL dBµV/m	DELTA LIMIT dB
1 Quasi Peak	454.52 MHz	27.86	-18.15
1 Quasi Peak	566.12 MHz	30.02	-15.99
1 Quasi Peak	619.76 MHz	32.13	-13.88
1 Quasi Peak	632 MHz	32.08	-13.94
1 Quasi Peak	666.04 MHz	31.87	-14.15
1 Quasi Peak	831.28 MHz	34.26	-11.75
1 Quasi Peak	900.84 MHz	62.44	16.42
1 Quasi Peak	914.16 MHz	61.55	15.53
1 Quasi Peak	939.84 MHz	47.27	1.25
1 Quasi Peak	946.44 MHz	35.42	-10.59
1 Quasi Peak	987.96 MHz	35.91	-18.07

Bertezzolo 17220246

CMC Centro Misure Compatibilità S.r.l.

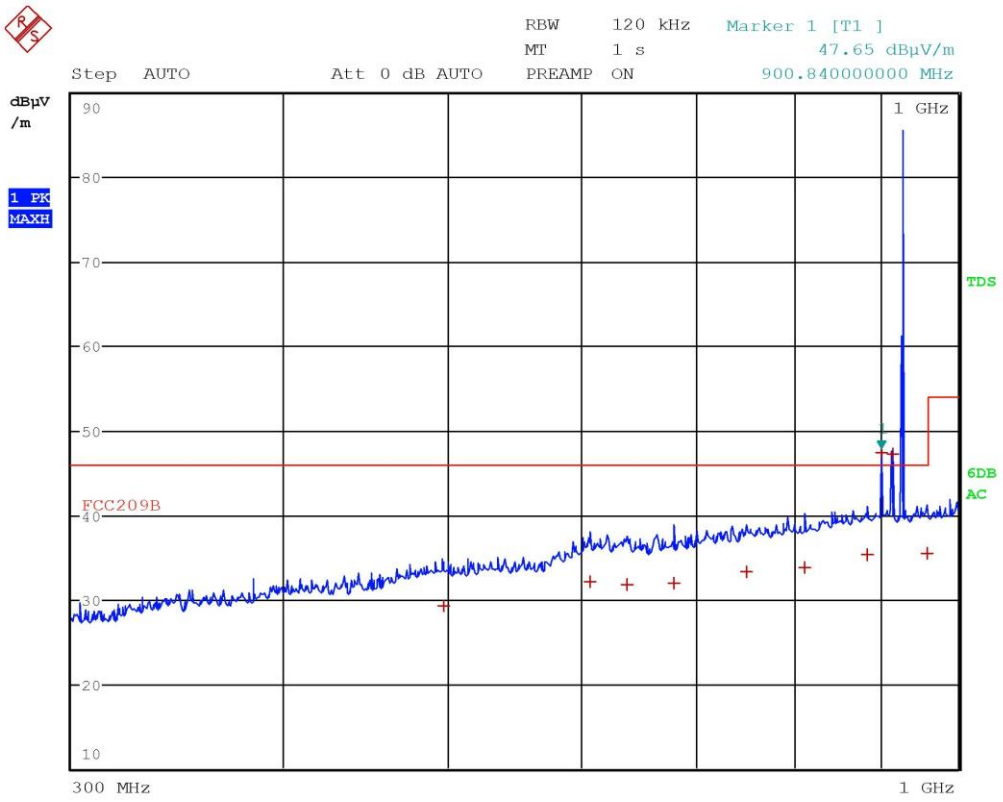

Bertezzolo 17220247

CMC Centro Misure Compatibilità S.r.l.

EDIT PEAK LIST (Final Measurement Results)

Trace1:	FCC209B
Trace2:	---
Trace3:	---

TRACE	FREQUENCY	LEVEL dBµV/m	DELTA LIMIT dB
1 Quasi Peak	497.72 MHz	29.19	-16.82
1 Quasi Peak	607.16 MHz	32.03	-13.98
1 Quasi Peak	638.4 MHz	31.83	-14.19
1 Quasi Peak	679.88 MHz	32.00	-14.01
1 Quasi Peak	750.6 MHz	33.30	-12.71
1 Quasi Peak	812.64 MHz	33.75	-12.26
1 Quasi Peak	884.08 MHz	35.29	-10.72
1 Quasi Peak	900.84 MHz	47.44	1.42
1 Quasi Peak	914.16 MHz	47.19	1.17
1 Quasi Peak	958.4 MHz	35.53	-10.48

Bertezzolo 17220247

CMC Centro Misure Compatibilità S.r.l.

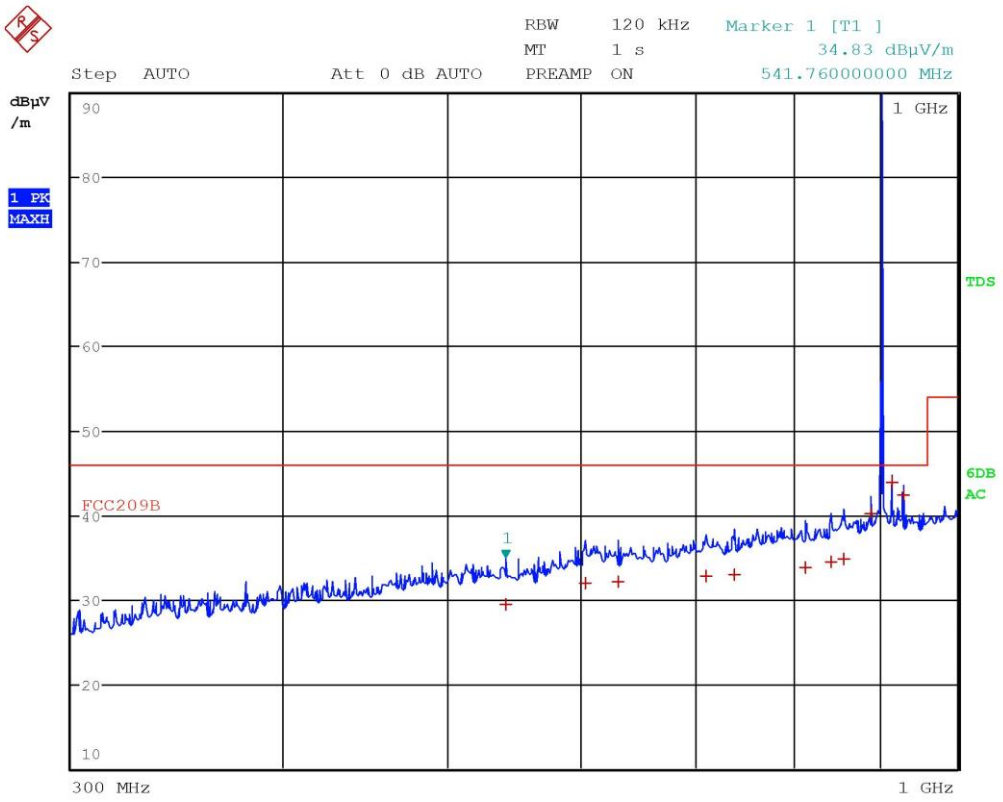

Bertezzolo 17220248

CMC Centro Misure Compatibilità S.r.l.

EDIT PEAK LIST (Final Measurement Results)

Trace1:	FCC209B
Trace2:	---
Trace3:	---

TRACE	FREQUENCY	LEVEL dBµV/m	DELTA LIMIT dB
1 Quasi Peak	541.76 MHz	29.34	-16.67
1 Quasi Peak	603.36 MHz	31.99	-14.02
1 Quasi Peak	630.52 MHz	32.11	-13.90
1 Quasi Peak	710.96 MHz	32.72	-13.29
1 Quasi Peak	739.16 MHz	32.99	-13.02
1 Quasi Peak	814.08 MHz	33.78	-12.24
1 Quasi Peak	842.52 MHz	34.40	-11.61
1 Quasi Peak	856.2 MHz	34.71	-11.30
1 Quasi Peak	889.68 MHz	40.15	-5.87
1 Quasi Peak	915.64 MHz	43.84	-2.17
1 Quasi Peak	928.64 MHz	42.34	-3.67

Bertezzolo 17220248

CMC Centro Misure Compatibilità S.r.l.

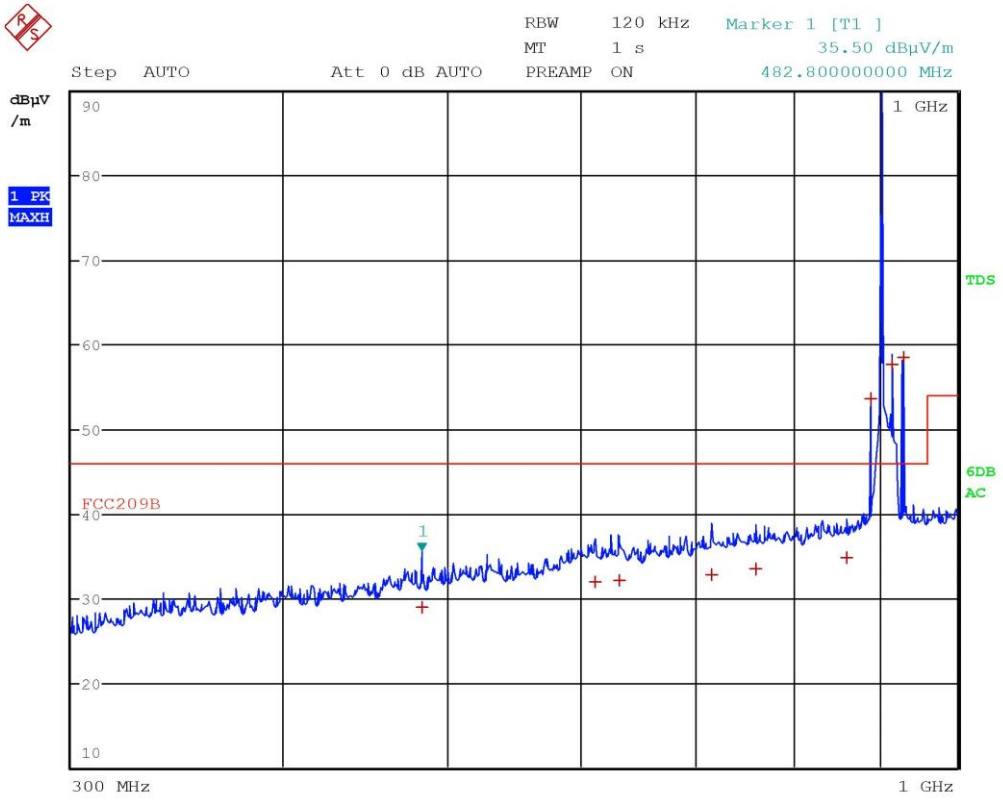

Bertezzolo 17220249

CMC Centro Misure Compatibilità S.r.l.

EDIT PEAK LIST (Final Measurement Results)

Trace1:	FCC209B
Trace2:	---
Trace3:	---

TRACE	FREQUENCY	LEVEL dBµV/m	DELTA LIMIT dB
1 Quasi Peak	482.8 MHz	28.89	-17.12
1 Quasi Peak	611.24 MHz	32.01	-14.00
1 Quasi Peak	631.44 MHz	32.07	-13.94
1 Quasi Peak	716.56 MHz	32.75	-13.26
1 Quasi Peak	760.92 MHz	33.41	-12.60
1 Quasi Peak	860.44 MHz	34.71	-11.30
1 Quasi Peak	889.64 MHz	53.59	7.57
1 Quasi Peak	915.64 MHz	57.69	11.67
1 Quasi Peak	928.64 MHz	58.54	12.52

Bertezzolo 17220249

CMC Centro Misure Compatibilità S.r.l.

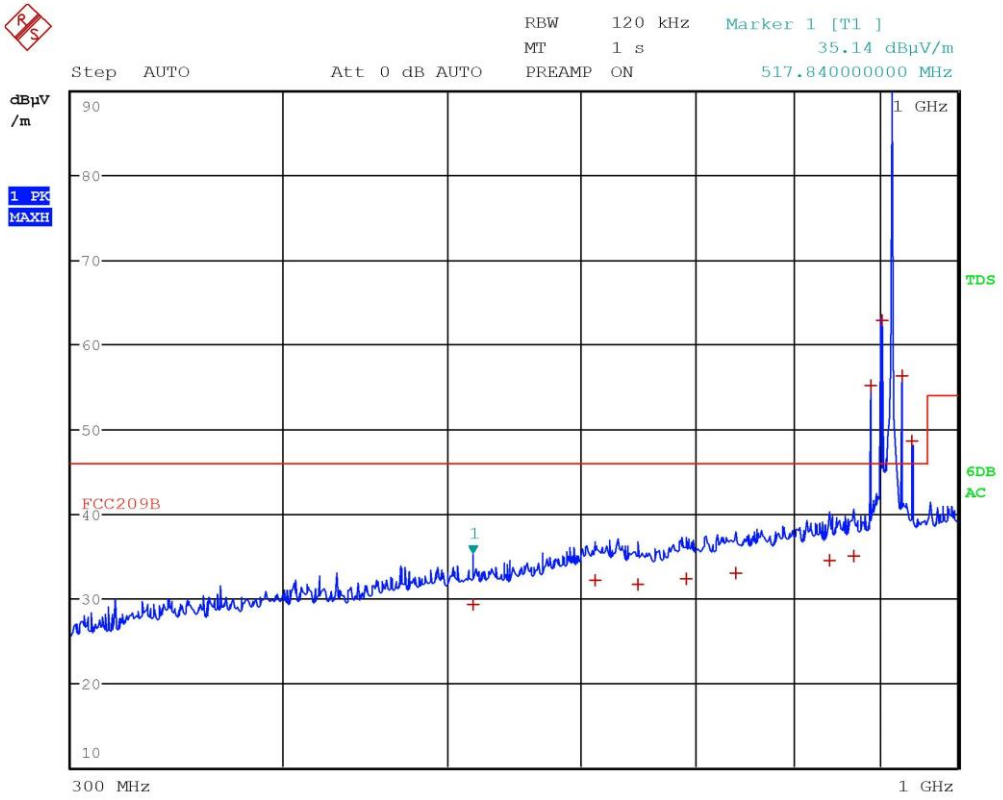

Bertezzolo 17220250

CMC Centro Misure Compatibilità S.r.l.

EDIT PEAK LIST (Final Measurement Results)

Trace1:	FCC209B
Trace2:	---
Trace3:	---

TRACE	FREQUENCY	LEVEL dBµV/m	DELTA LIMIT dB
1 Quasi Peak	517.84 MHz	29.31	-16.70
1 Quasi Peak	611.52 MHz	32.08	-13.93
1 Quasi Peak	647.88 MHz	31.65	-14.36
1 Quasi Peak	692.2 MHz	32.22	-13.79
1 Quasi Peak	740.48 MHz	32.99	-13.02
1 Quasi Peak	840.12 MHz	34.39	-11.62
1 Quasi Peak	867.84 MHz	34.90	-11.11
1 Quasi Peak	889.16 MHz	55.20	9.18
1 Quasi Peak	902.16 MHz	62.82	16.80
1 Quasi Peak	927.84 MHz	56.35	10.33
1 Quasi Peak	940.84 MHz	48.50	2.48

Bertezzolo 17220250

CMC Centro Misure Compatibilità S.r.l.

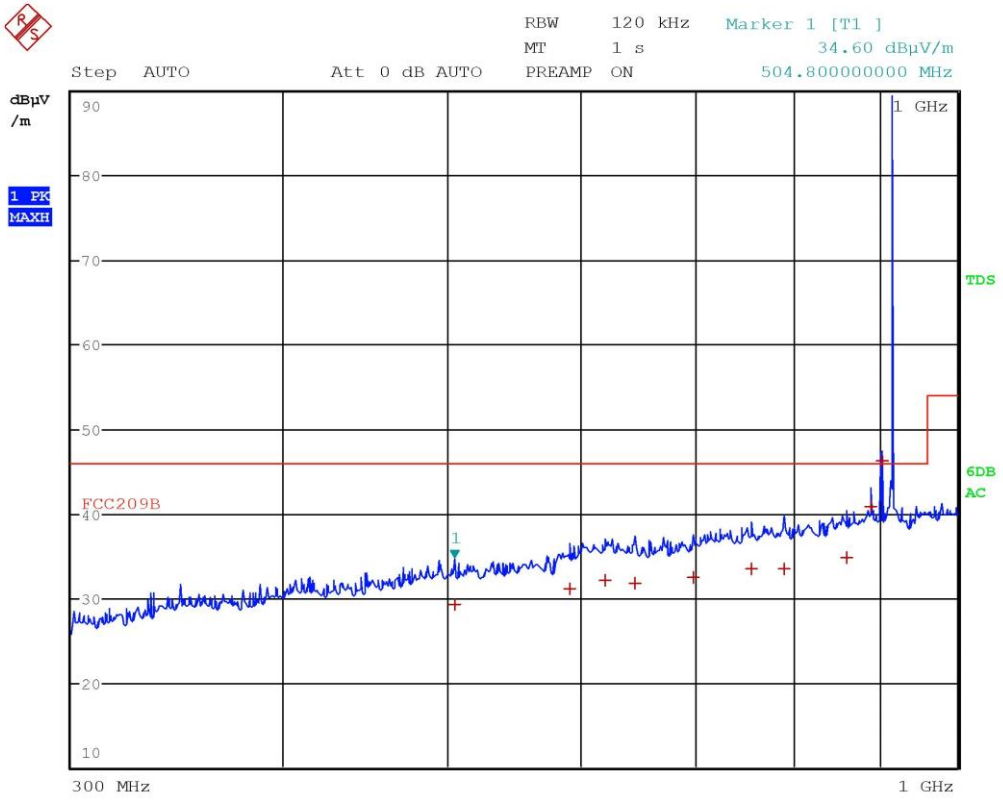

Bertezzolo 17220251

CMC Centro Misure Compatibilità S.r.l.

EDIT PEAK LIST (Final Measurement Results)

Trace1:	FCC209B
Trace2:	---
Trace3:	---

TRACE	FREQUENCY	LEVEL dBµV/m	DELTA LIMIT dB
1 Quasi Peak	504.8 MHz	29.23	-16.79
1 Quasi Peak	590.72 MHz	31.05	-14.96
1 Quasi Peak	619.96 MHz	32.09	-13.92
1 Quasi Peak	644.76 MHz	31.71	-14.30
1 Quasi Peak	697.76 MHz	32.42	-13.59
1 Quasi Peak	755.76 MHz	33.45	-12.57
1 Quasi Peak	790 MHz	33.50	-12.51
1 Quasi Peak	860.64 MHz	34.76	-11.25
1 Quasi Peak	889.16 MHz	40.87	-5.14
1 Quasi Peak	902.16 MHz	46.26	0.24

Bertezzolo 17220251

CMC Centro Misure Compatibilità S.r.l.

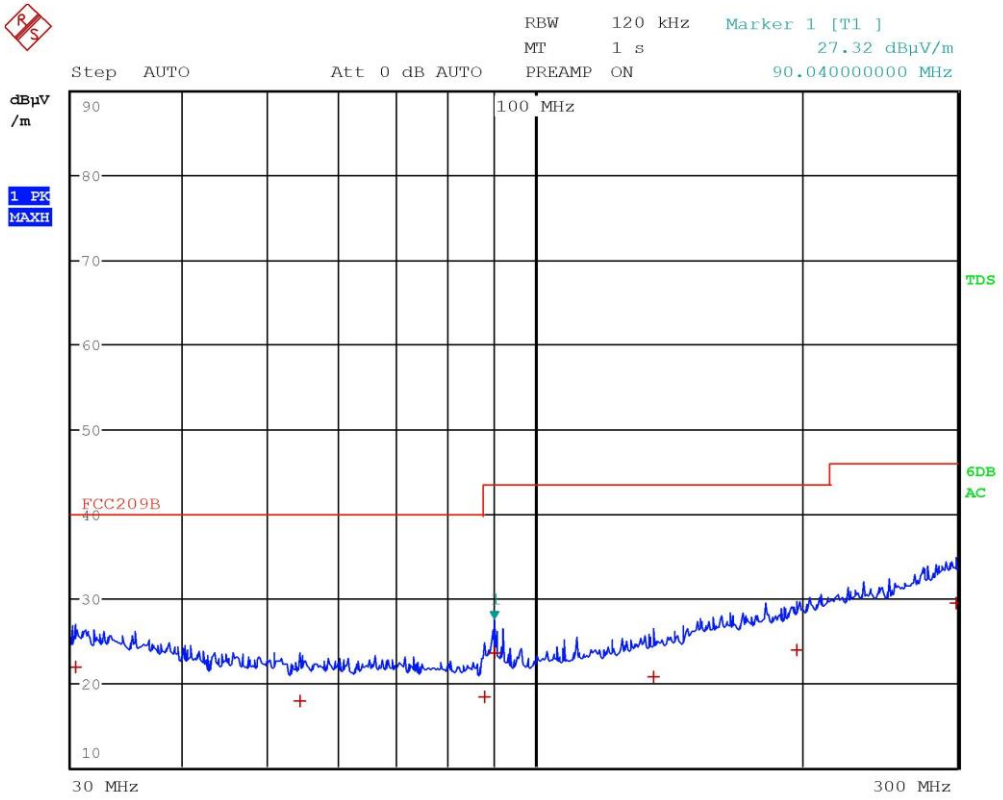

Bertezzolo 17220252

CMC Centro Misure Compatibilità S.r.l.

EDIT PEAK LIST (Final Measurement Results)

Trace1:	FCC209B
Trace2:	---
Trace3:	---

TRACE	FREQUENCY	LEVEL dBµV/m	DELTA LIMIT dB
1 Quasi Peak	30.32 MHz	21.89	-18.10
1 Quasi Peak	54.28 MHz	17.87	-22.13
1 Quasi Peak	87.68 MHz	18.36	-21.63
1 Quasi Peak	90.04 MHz	23.46	-20.06
1 Quasi Peak	136.24 MHz	20.61	-22.90
1 Quasi Peak	197.92 MHz	23.94	-19.57
1 Quasi Peak	299.08 MHz	29.36	-16.65

Bertezzolo 17220252

CMC Centro Misure Compatibilità S.r.l.

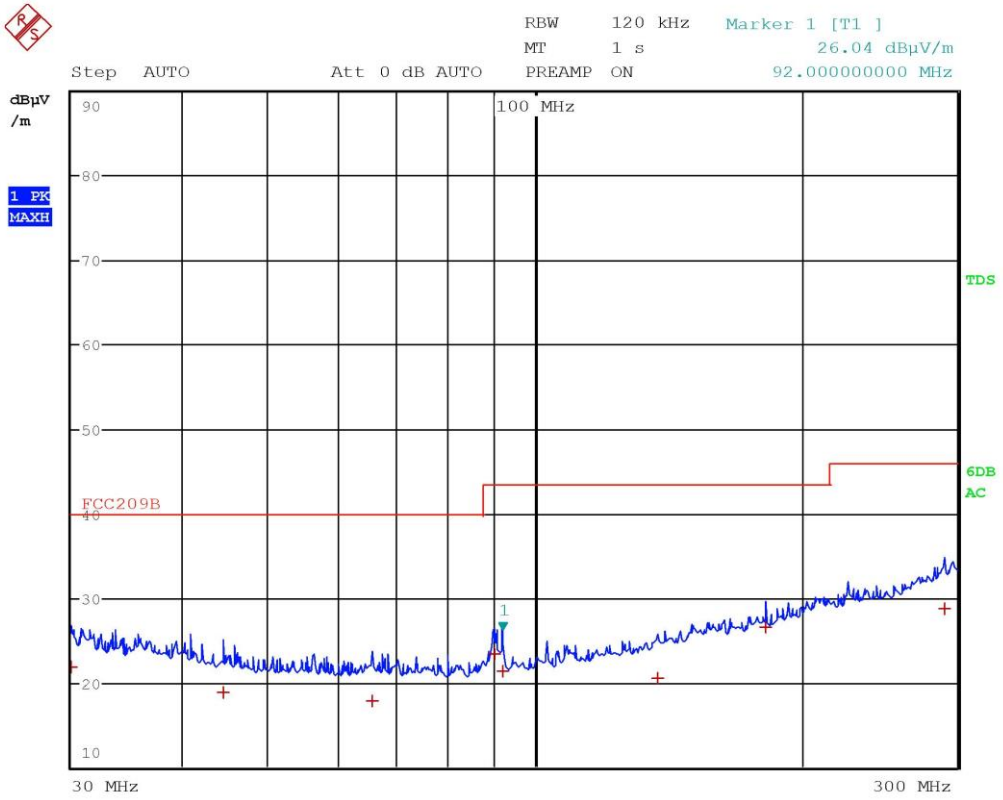

Bertezzolo 17220253

CMC Centro Misure Compatibilità S.r.l.

EDIT PEAK LIST (Final Measurement Results)

Trace1:	FCC209B
Trace2:	---
Trace3:	---

TRACE	FREQUENCY	LEVEL dBµV/m	DELTA LIMIT dB
1 Quasi Peak	30 MHz	21.84	-18.15
1 Quasi Peak	44.48 MHz	18.80	-21.19
1 Quasi Peak	65.52 MHz	17.81	-22.18
1 Quasi Peak	89.96 MHz	23.28	-20.23
1 Quasi Peak	92 MHz	21.35	-22.17
1 Quasi Peak	137.84 MHz	20.49	-23.02
1 Quasi Peak	182.16 MHz	26.48	-17.03
1 Quasi Peak	290.36 MHz	28.71	-17.30

Bertezzolo 17220253

CMC Centro Misure Compatibilità S.r.l.

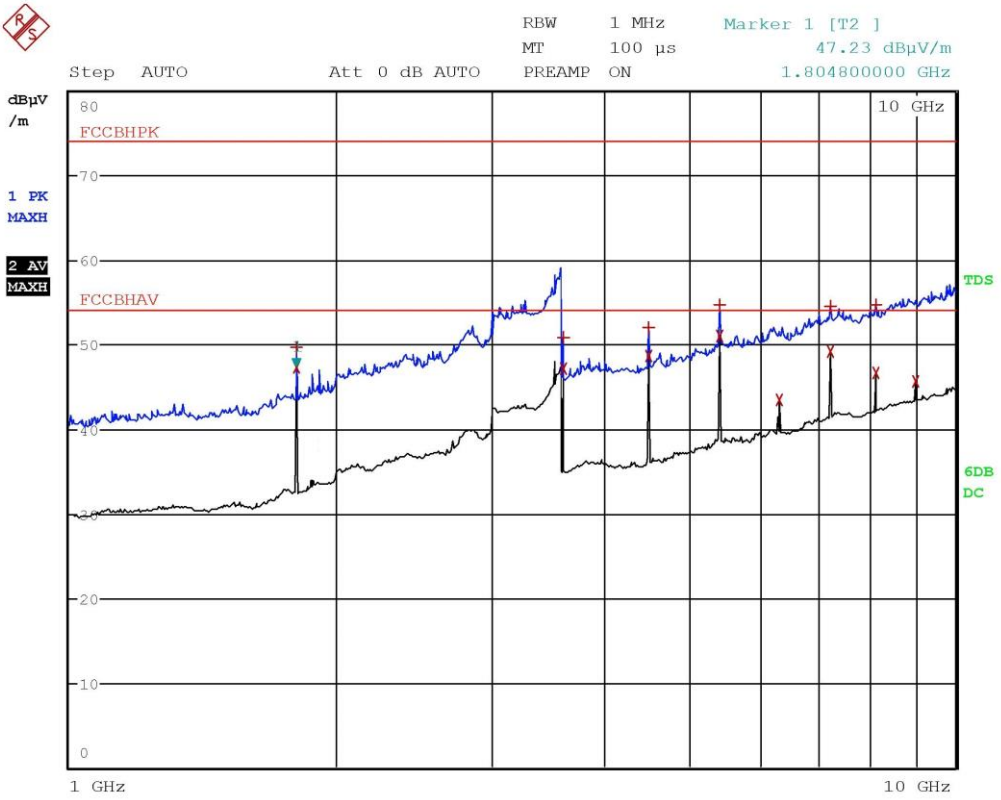

Bertezzolo 17220254

CMC Centro Misure Compatibilità S.r.l.

EDIT PEAK LIST (Prescan Results)

Trace1:	FCCBHPK
Trace2:	FCCBHAV
Trace3:	---

TRACE		FREQUENCY	LEVEL dBµV/m	DELTA LIMIT dB
2	Average	1.8048 GHz	47.22	-6.75
1	Max Peak	1.8052 GHz	49.70	-24.27
2	Average	3.6092 GHz	47.22	-6.76
1	Max Peak	3.6108 GHz	50.78	-23.19
1	Max Peak	4.5116 GHz	52.02	-21.95
2	Average	4.5132 GHz	48.65	-5.32
1	Max Peak	5.414 GHz	54.68	-19.29
2	Average	5.414 GHz	50.99	-2.98
2	Average	6.3164 GHz	43.47	-10.50
2	Average	7.2188 GHz	49.21	-4.76
1	Max Peak	7.2212 GHz	54.61	-19.36
1	Max Peak	8.1212 GHz	54.77	-19.20
2	Average	8.1236 GHz	46.68	-7.29
2	Average	9.0232 GHz	45.62	-8.35

Bertezzolo 17220254

CMC Centro Misure Compatibilità S.r.l.

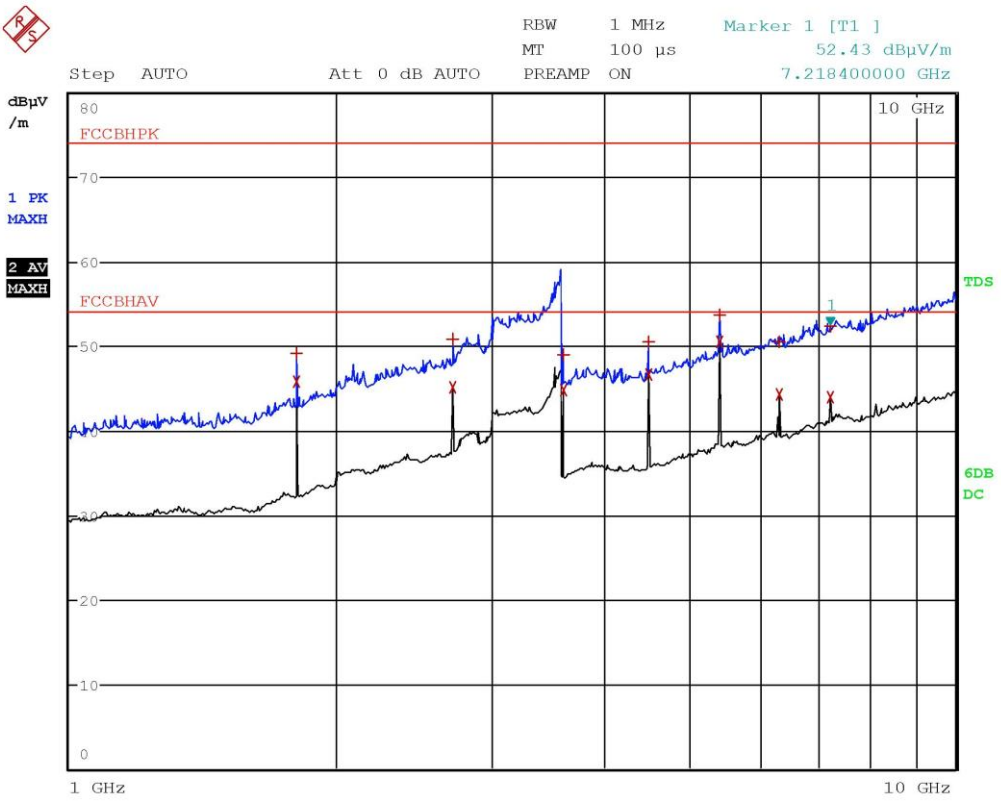

Bertezzolo 17220255

CMC Centro Misure Compatibilità S.r.l.

EDIT PEAK LIST (Prescan Results)

Trace1:	FCCBHPK
Trace2:	FCCBHAV
Trace3:	---

TRACE		FREQUENCY	LEVEL dBµV/m	DELTA LIMIT dB
2	Average	1.8048 GHz	45.74	-8.23
1	Max Peak	1.8048 GHz	49.10	-24.87
2	Average	2.708 GHz	45.19	-8.78
1	Max Peak	2.708 GHz	50.78	-23.19
1	Max Peak	3.6092 GHz	48.93	-25.04
2	Average	3.6092 GHz	44.79	-9.18
1	Max Peak	4.5116 GHz	50.44	-23.54
2	Average	4.5132 GHz	46.60	-7.37
1	Max Peak	5.414 GHz	53.67	-20.31
2	Average	5.414 GHz	50.45	-3.52
1	Max Peak	6.3164 GHz	50.51	-23.46
2	Average	6.3164 GHz	44.31	-9.66
1	Max Peak	7.2184 GHz	52.43	-21.55
2	Average	7.2212 GHz	43.93	-10.04

Bertezzolo 17220255

CMC Centro Misure Compatibilità S.r.l.

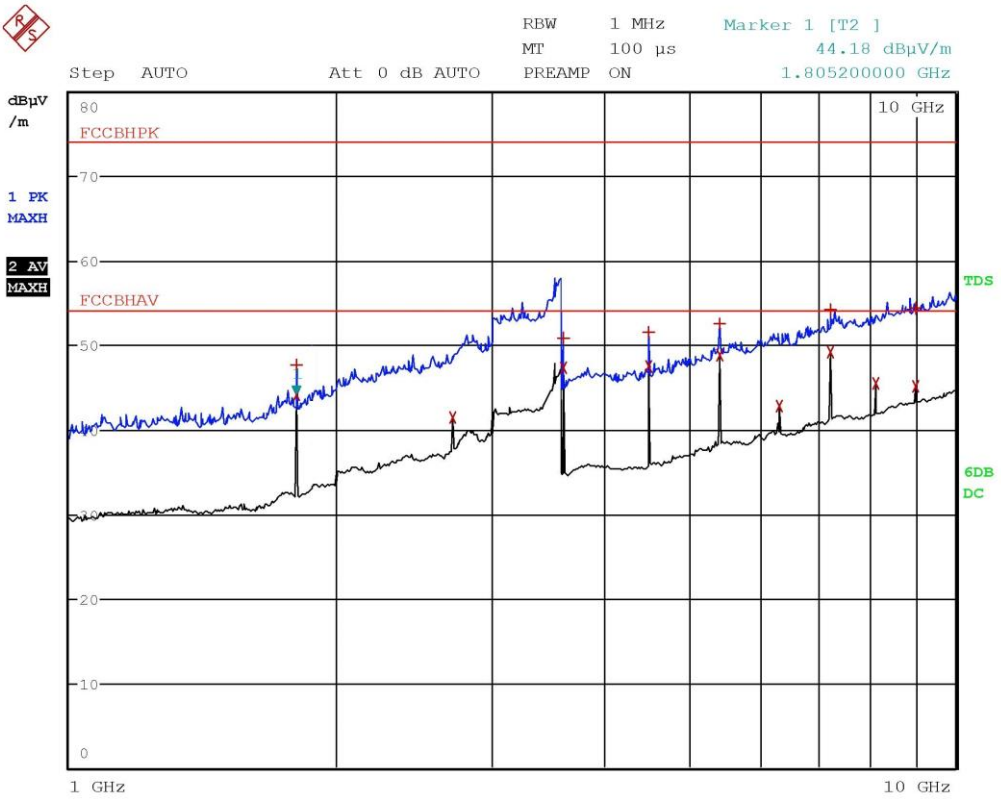

Bertezzolo 17220256

CMC Centro Misure Compatibilità S.r.l.

EDIT PEAK LIST (Prescan Results)

Trace1:	FCCBHPK
Trace2:	FCCBHAV
Trace3:	---

TRACE	FREQUENCY	LEVEL dBµV/m	DELTA LIMIT dB
1 Max Peak	1.8052 GHz	47.72	-26.25
2 Average	1.8052 GHz	44.18	-9.79
2 Average	2.7072 GHz	41.39	-12.58
1 Max Peak	3.6092 GHz	50.91	-23.06
2 Average	3.6092 GHz	47.36	-6.61
1 Max Peak	4.5132 GHz	51.48	-22.50
2 Average	4.5132 GHz	47.52	-6.45
1 Max Peak	5.414 GHz	52.53	-21.44
2 Average	5.414 GHz	48.87	-5.10
2 Average	6.3184 GHz	42.71	-11.26
2 Average	7.2188 GHz	49.14	-4.83
1 Max Peak	7.2212 GHz	54.20	-19.77
2 Average	8.1236 GHz	45.42	-8.55
1 Max Peak	9.0236 GHz	54.30	-19.67
2 Average	9.0236 GHz	45.15	-8.82

Bertezzolo 17220256

CMC Centro Misure Compatibilità S.r.l.

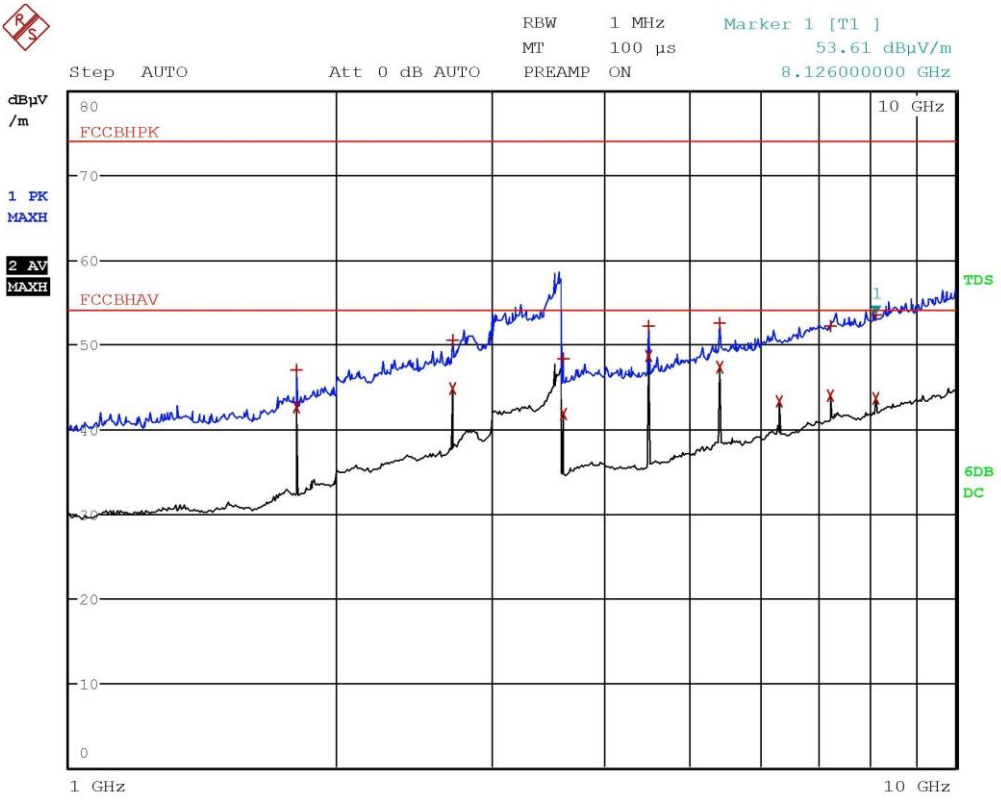

Bertezzolo 17220257

CMC Centro Misure Compatibilità S.r.l.

EDIT PEAK LIST (Prescan Results)

Trace1:	FCCBHPK
Trace2:	FCCBHAV
Trace3:	---

TRACE	FREQUENCY	LEVEL dBµV/m	DELTA LIMIT dB
1 Max Peak	1.8048 GHz	46.94	-27.03
2 Average	1.8048 GHz	42.66	-11.31
2 Average	2.7072 GHz	44.71	-9.26
1 Max Peak	2.708 GHz	50.47	-23.50
1 Max Peak	3.6092 GHz	48.24	-25.73
2 Average	3.6104 GHz	41.81	-12.16
1 Max Peak	4.5132 GHz	52.22	-21.75
2 Average	4.5132 GHz	48.60	-5.37
1 Max Peak	5.414 GHz	52.57	-21.40
2 Average	5.414 GHz	47.29	-6.68
2 Average	6.3164 GHz	43.35	-10.63
2 Average	7.2212 GHz	43.93	-10.04
1 Max Peak	7.238 GHz	52.22	-21.76
2 Average	8.124 GHz	43.66	-10.31
1 Max Peak	8.126 GHz	53.61	-20.36

Bertezzolo 17220257

CMC Centro Misure Compatibilità S.r.l.

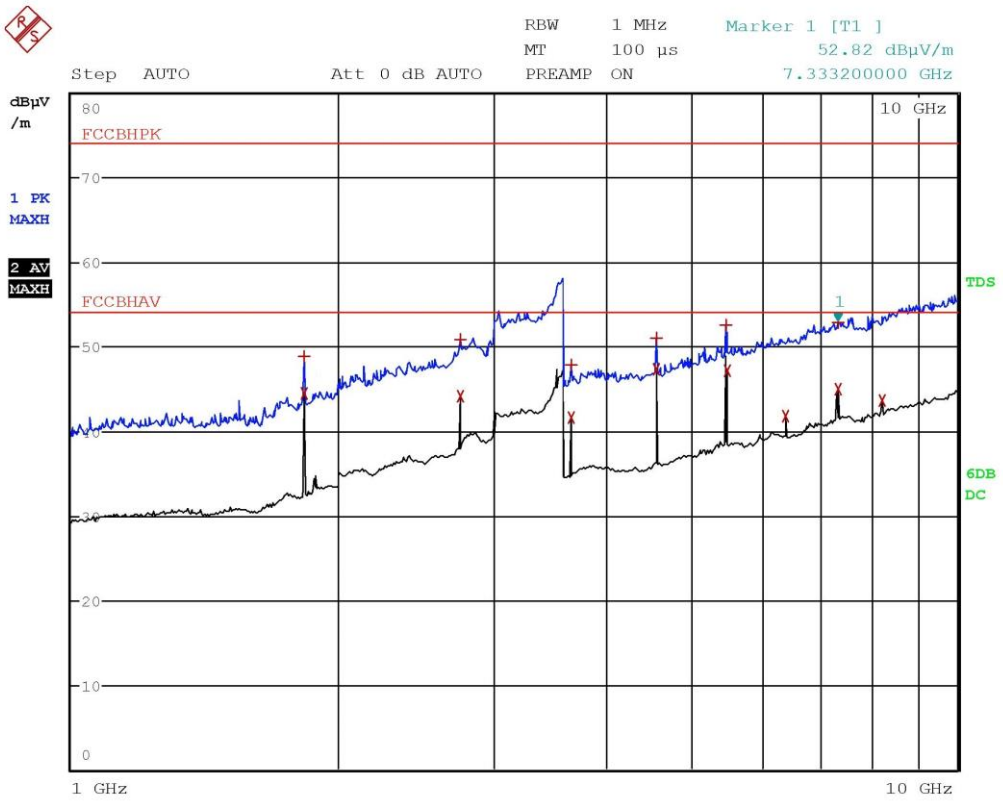

Bertezzolo 17220258

CMC Centro Misure Compatibilità S.r.l.

EDIT PEAK LIST (Prescan Results)

Trace1:	FCCBHPK
Trace2:	FCCBHAV
Trace3:	---

TRACE		FREQUENCY	LEVEL dBµV/m	DELTA LIMIT dB
2	Average	1.8296 GHz	44.51	-9.46
1	Max Peak	1.8304 GHz	48.76	-25.21
2	Average	2.7456 GHz	44.10	-9.87
1	Max Peak	2.7456 GHz	50.88	-23.09
2	Average	3.6592 GHz	41.55	-12.42
1	Max Peak	3.6604 GHz	47.78	-26.19
1	Max Peak	4.5744 GHz	51.07	-22.90
2	Average	4.5744 GHz	47.28	-6.69
1	Max Peak	5.4892 GHz	52.55	-21.42
2	Average	5.4908 GHz	47.10	-6.87
2	Average	6.406 GHz	41.77	-12.20
2	Average	7.3212 GHz	44.97	-9.00
1	Max Peak	7.3332 GHz	52.81	-21.16
2	Average	8.2364 GHz	43.67	-10.30

Bertezzolo 17220258

CMC Centro Misure Compatibilità S.r.l.