Independent Testing Laboratory
CMC Centro Misure Compatibilità S.r.l.
Via dell'Elettronica, 12/C
36016 Thiene (VI) – ITALY
Tel./Fax +39 0445 367702
www.cmclab.it - info@cmclab.it

TEST REPORT nr. R13092101

Federal Communication Commission (FCC)

Test item

Description .....: Transmitter Unit

Trademark .....: REMDEVICE

Model/Type .....: TX2G4T7

Test Specification

Standard .....: FCC Rules & Regulations, Title 47:2012
Part 15 paragraph(s): 203, 204, 207, 209, 215 and 249

Client's name .....: REMDEVICE S.r.l.

Address .....: Via Alfredo Munari, 72 - 36055 Nove (VI) - ITALY

Manufacturer's name : Same as client

Address .....: --

Report

Tested by .....: A. Bertezzolo – *Technician*

Approved by .....: R. Beghetto – *Laboratory Manager*

Date of issue .....: 03.03.14

Contents.....: 51 pages

This test report shall not be reproduced except in full without the written approval of CMC.
The test results presented in this report relate only to the item tested.

Index

1. SUMMARY **3**

2. DESCRIPTION OF EQUIPMENT UNDER TEST (EUT) **4**

2.1 TEST SITE 4

3. TESTING AND SAMPLING **4**

4. OPERATIVE CONDITIONS **4**

5. PHOTOGRAPH(S) OF EUT **5**

5.1 PHOTOGRAPH(S) OF EUT 5

6. EQUIPMENT LIST **6**

7. MEASUREMENT UNCERTAINTY **7**

8. REFERENCE DOCUMENTS **8**

9. DEVIATION FROM TEST SPECIFICATION **9**

10. TEST CASE VERDICTS **9**

11. RESULTS **10**

11.1 ANTENNA REQUIREMENTS 11
11.2 RADIATED EMISSIONS 12
11.3 PEAK OUTPUT POWER 34
11.4 BAND EDGE 43
11.5 SPURIOUS EMISSION 49

CMC Centro Misure Compatibilità S.r.l.

1. Summary

Standard:

FCC Rules & Regulations, Title 47:2012
Part 15 paragraph(s): 203, 204, 207, 209, 215 and 225

Test specifications	*Environmental Phenomena*	*Tests sequence*	*Result*
Part 15.203	Antenna requirements	1	Complies
Part 15.207	Conducted emissions	--	N.A. (+)
Part 15.209	Radiated emissions	2	Complies
Part 15.209 and 15.249	Peak Output Power	3	Complies
Part 15.249 (d)	Band edge	4	Complies
Part 15.209	Spurious emission	5	Complies

(+) Devices which only employ battery power. See FCC Part 15.207 (c)

The Test Report was given to the Client representatives for necessary documentation of ratification of the tested equipment and it is valid for the FCC certification

2. Description of Equipment under test (EUT)

Power supply ..... : 3,6 Vdc from battery

Serial Number ..... : --

Type of equipment ..... : ☑ Transmitter Unit
❑ Receiver Unit

Type of station ..... : ❑ Fixed station
☑ Portable station
❑ Mobile station

Nominal frequency ..... : 2,4 GHz

FCC ID ..... : RTF-TX2G4T7

2.1 Test Site

Company ..... : CMC Centro Misure Compatibilità S.r.l.

Address ..... : Via dell'Elettronica, 12/C
36016 Thiene (VI) – ITALY

3. Testing and sampling

Date of receipt of test item ..... : 22.05.13

Testing start date ..... : 14.06.13

Testing end date ..... : 11.11.13

Samples tested nr. ..... : 1

Sampling procedure. ..... : Equipment used for testing was picked up by the manufacturer, at the end of the production process with random criterion

Internal identification ..... : adhesive label with the product number P130531

4. Operative conditions

EUT exercising ..... : EUT in continuous transmission at maximum power

CMC Centro Misure Compatibilità S.r.l.

5. Photograph(s) of EUT

5.1 Photograph(s) of EUT

CMC Centro Misure Compatibilità S.r.l.

6. Equipment list

Id. number	*Manufacturer*	*Model*	*Description*	*Serial number*	*Last calibration*	*Due date calibration*
CMC S108	EMCO	3115	Horn Antenna	9811-5622	May '13	May '16
CMC S124	Spin	AMTP42-20	Horn Antenna	103	May '13	May '16
CMC S127	Schaffner	HLA6120	Loop Antenna	1191	January '13	January '16
CMC S136	Schwarzbeck	VULB 9163	Broadband Antenna	9136-205	May '13	May '16
CMC S164	Rohde & Schwarz	ESU26	EMC interference receiver	100052	January '13	January '14
CMC S206	Rohde & Schwarz	ESCI 7	EMC interference receiver	100781	January '13	January '14

CMC Centro Misure Compatibilità S.r.l.

7. Measurement uncertainty

Test	Expanded Uncertainty	note
Conducted Emission		
(50Ω/50μH AMN) - (9 kHz – 150 kHz)	±3.8 dB	1
(50Ω/50μH AMN) - (150 kHz – 30 MHz)	±3.3 dB	1
(Voltage probe) - (150 kHz – 30 MHz)	±3.3 dB	1
(50Ω/5μH AMN) - (150 kHz – 108 MHz)	±2.8 dB	1
DiscontinuousConducted Emission		
Conducted Emission (50Ω/50μH AMN) - (150 kHz – 30 MHz)	±3.3 dB	1
Disturbance Power (30 MHz – 300 MHz)	±3.9 dB	1
Radiated Emission		
(0,150 MHz – 30 MHz)	±4.3 dB	1
(30 MHz – 1000 MHz)	±4.4 dB	1
(1 GHz – 6 GHz)	±4.6 dB	1
Electromagnetic field EMF	±15.0 %	1
Harmonic current emissions test	±2.7 %	1
Voltage fluctuation and flicker test	±2.9 %	1
Insertion loss test	±2.7 dB	1
Radiated electromagnetic disturbance test (loop antenna)	±2.7 dB	1
Radiated electromagnetic field immunity test	0.77 V/m at 3V/m	1
Pulse modulated radiated electromagnetic field immunity test	0.77 V/m at 3V/m	1
Injected currents immunity test	0.48 V at 3V	1
Bulk current	5.3 mA at 60 mA	1
Power frequency magnetic field immunity test	0.1 A/m at 10 A/m	1
Effective radiated power (F < 1GHz)	±4.4 dB	1
Effective radiated power (F > 1GHz)	±3.9 dB	1
Frequency error	< 1x10-7	1
Modulation bandwidth	< 1x10-7	1
Adjacent channel power	±2.6 dB	1
Blocking	±2.6 dB	1
Electrostatic discharge immunity test		2
Electrical fast transients / burst immunity test		2
Surge immunity test		2
Pulse magnetic field immunity test		2
Damped oscillatory magnetic field immunity test		2
Short interruption immunity test		2
Voltage transient emission test	±2.2 %	1
Transient immunity test		2

Notes

Note 1:
The expanded uncertainty reported according to EN55016-4-2:2011 is based on a standard uncertainty multiplied by a coverage factor of k=2, providing a level of confidence of p = 95%

Note 2:

It has been demostrated that the used test equipment meets the specified requirements in the standard with at least a 95% confidence, covering factor k = 2.

CMC Centro Misure Compatibilità S.r.l.

8. Reference documents

Reference no.	*Description*
FCC Rules and Regulation Title 47 part 15:2012	--
ANSI C63.4	American National Standard for Methods of Measuring of Radio-Noise Emissions from Low-Voltage Electrical and Electronic Equipment in the Range of 9 kHz – 40 GHz
Internal Procedure PM001 rev. 2.0 (Quality Manual)	Measure Procedure
Internal procedure INC_M rev. 8.2 (Quality Manual)	Measurement uncertainty calculation

CMC Centro Misure Compatibilità S.r.l.

9. Deviation from test specification

In agreement with the client, emission tests were performed with peak detector.

At the frequencies where the measures exceed the limit or within 6 dB from it, the test was repeated with quasi-peak detector and/or average detector.

10. Test case verdicts

Test case does not apply to the test object..... : N.A.

Test item does meet the requirement..... : Complies

Test item does not meet the requirement..... : Does not comply

Test not performed ..... : N.E.

CMC Centro Misure Compatibilità S.r.l.

11. Results

In this clause tests results are reported.

Measurement uncertainty is in accordance with document CMC INC_M rev. 8.2.

Judgement of compliance:

Case 1	Case 2	Case 3	Case 4
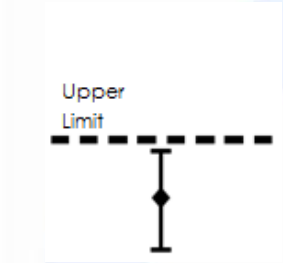	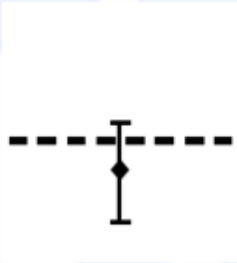	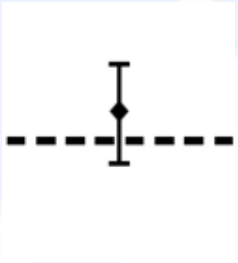	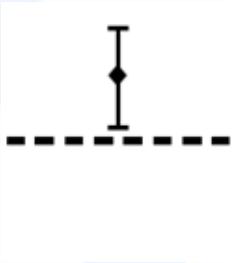
The sample is Complies. The measurement results is within the specification limit when the measurement uncertainty is taken into account.	The sample is Complies. It is not possible to state compliance using a 95% coverage probability for the expanded uncertainty although the measurement result is below the limit.	The sample is Not Complies. It is not possible to state compliance using a 95% coverage probability for the expanded uncertainty also the measurement result is upper the limit.	The sample is Not Complies. The measurement results is outside the specification limit when the measurement uncertainty is taken into account.

In agreement with ILAC-G8: 03/2009 Guidelines on the Reporting of Compliance with Specification.

CMC Centro Misure Compatibilità S.r.l.

11.1 Antenna requirements

Test set-up and execution

- FCC Rules and Regulation; Titles 47 Part 15.203 and 15.204
- Internal procedure PM001
- See clause 4 of this test report

Test configuration and test method

Test site:
Laboratory

Auxiliary equipment:
See clause 4 of this test report

EUT exercising

See clause 4 of this test report

Test equipment used

--
Measurement uncertainty: See clause 7 of this test report

Test specification

An intentional radiator shall be designed to ensure that no antenna other than that furnished by the responsible party shall be used with the device.
The use of a permanently attached antenna or of an antenna that uses a unique coupling to the intentional radiator shall be considered sufficient to comply with the provisions of this section.
The manufacturer may design the unit so that a broken antenna can be replaced by the user, but the use of a standard antenna jack or electrical connector is prohibited. This requirement does not apply to carrier current devices or to devices operated under the provisions of §15.211, § 15.213, § 15.217, § 15.219, or § 15.221. Further, this requirement does not apply to intentional radiators that must be professionally installed, such as perimeter protection systems and some field disturbance sensors, or to other intentional radiators which, in accordance with § 15.31(d), must be measured at the installation site. However, the installer shall be responsible for ensuring that the proper antenna is employed so that the limits in this part are not exceeded

Environmental conditions

Temperature (°C)	*Atmospheric pressure (kPa)*	*Relative humidity (%)*
21	99	48

Result

Antenna Type	*External R.F. power amplifier*	*Gain*	*Remarks*	*Results*
Embedded	Not Present	1,7 dBi	--	Complies

Result: The requirements are met

CMC Centro Misure Compatibilità S.r.l.

11.2 Radiated emissions

Test set-up and execution

- FCC Rules and Regulation; Titles 47 Part. 15.209
- Internal procedure PM001
- See clause 4 of this test report

Test configuration and test method

Test site:
Semi-anechoic chamber

Auxiliary equipment:
See clause 4 of this test report

EUT exercising

See clause 4 of this test report

Test equipment used

CMC S108, CMC S136, CMC S206
Measurement uncertainty: See clause 7 of this test report

Test specification

Port: Enclosure
Frequency range: 0,009 MHz – 24000 MHz
Antenna polarization: Horizontal (H) – Vertical (V)
EUT – Antenna distance: 3 m

Environmental conditions

Temperature (°C)	*Atmospheric pressure (kPa)*	*Relative humidity (%)*
21	99	48

Acceptance limits

Frequency range (MHz)	*Limits [dB(µV/m)]*
0,009 to 0,490	128,51 to 93,80
0,490 to 1,705	73,80 to 62,97
1,705 to 30	69,54
30 to 88	40
88 to 216	43,52
216 to 960	46,02
Above 960	53,98
Remarks: The emission limits shown in the above table are based on measurements employing a CISPR quasi-peak detector except for the frequency bands 9–90 kHz, 110–490 kHz and above 1000 MHz. Radiated emission limits in these three bands are based on measurements employing an average detector.	

CMC Centro Misure Compatibilità S.r.l.

Setup

Frequency ≤ 30 MHz

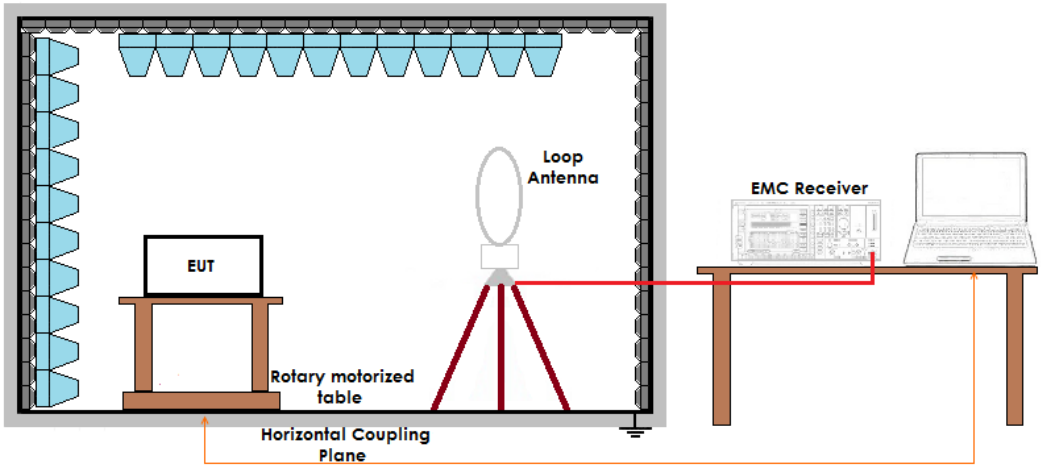

Frequency ≤ 1 GHz

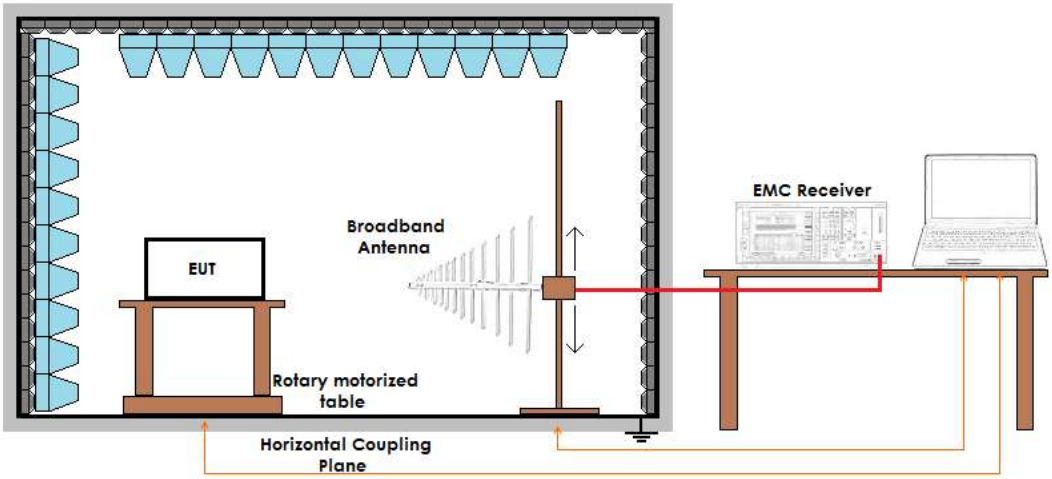

Frequency > 1 GHz

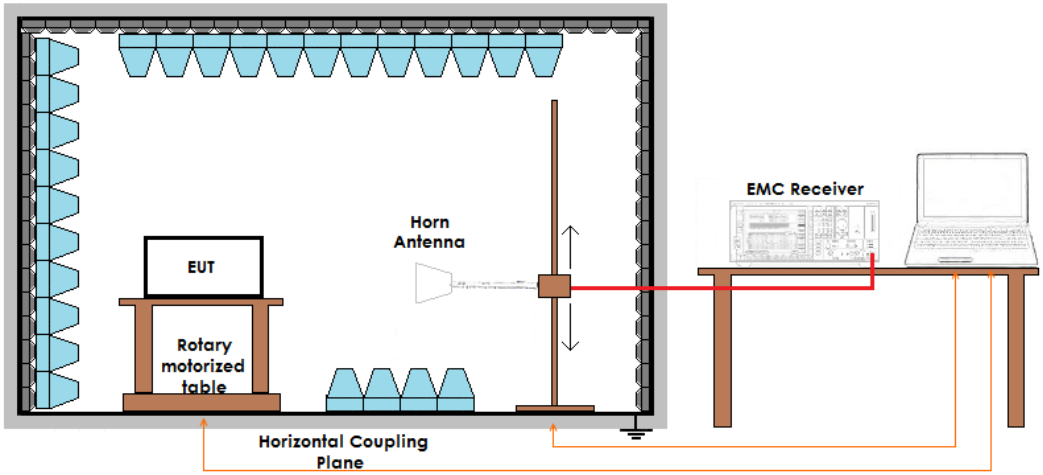

CMC Centro Misure Compatibilità S.r.l.

Result

Channel	*Polarization*	*Frequency Range (MHz)*	*Graphs*	*Remarks*	*Result*
--	Loop	0,009 – 30	G13092146	--	Complies
6	Vertical	30 – 1000	G13092140	--	Complies
6	Horizontal	30 – 1000	G13092141	--	Complies
23	Horizontal	30 – 1000	G13092142	--	Complies
23	Vertical	30 – 1000	G13092143	--	Complies
40	Vertical	30 – 1000	G13092144	--	Complies
40	Horizontal	30 – 1000	G13092145	--	Complies
6	Vertical	1 – 18	G13092147	--	Complies
6	Horizontal	1 – 18	G13092148	--	Complies
23	Horizontal	1 – 18	G13092149	--	Complies
23	Vertical	1 – 18	G13092150	--	Complies
40	Vertical	1 – 18	G13092151	--	Complies
40	Horizontal	1 – 18	G13092152	--	Complies
6	Horizontal	18 – 24	G13092153	--	Complies
6	Vertical	18 – 24	G13092154	--	Complies
23	Vertical	18 – 24	G13092155	--	Complies
23	Horizontal	18 – 24	G13092156	--	Complies
40	Horizontal	18 – 24	G13092157	--	Complies
40	Vertical	18 – 24	G13092158	--	Complies
Remarks:	EUT was tested in 3 orthogonal planes. In results table are reported the worst case.				

Graphs

G13092140

Meas Type	Emission
Equipment under Test	
Manufacturer	
OP Condition	TX CH6
Operator	Bertezzolo 13092140
Test Spec	

Vert

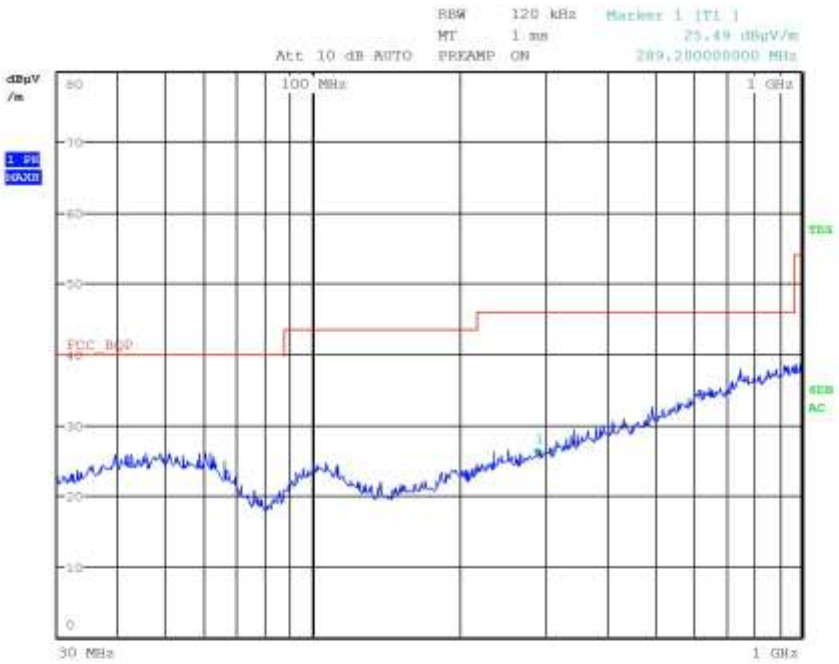

Final Measurement

Meas Time:	1 s
Margin:	6 dB
Subranges:	0

CMC Centro Misure Compatibilità S.r.l.

G13092141

Meas Type	Emission
Equipment under Test	
Manufacturer	
OP Condition	TX CH6
Operator	Bertezzolo 13092141
Test Spec	

Horiz

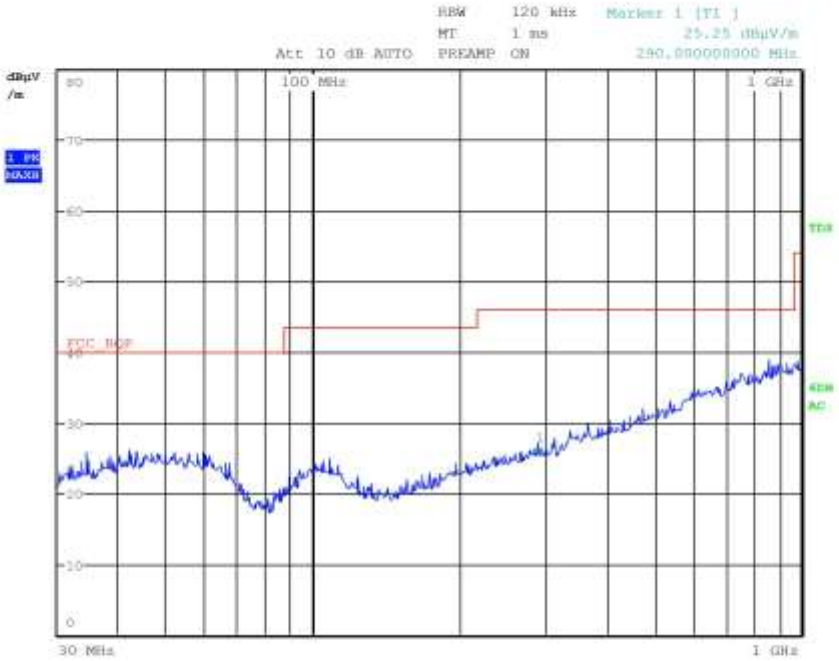

Final Measurement

Meas Time:	1 s
Margin:	6 dB
Subranges:	0

CMC Centro Misure Compatibilità S.r.l.

G13092142

Meas Type	Emission
Equipment under Test	
Manufacturer	
OP Condition	TX CH23
Operator	Bertezzolo 13092142
Test Spec	

Horiz

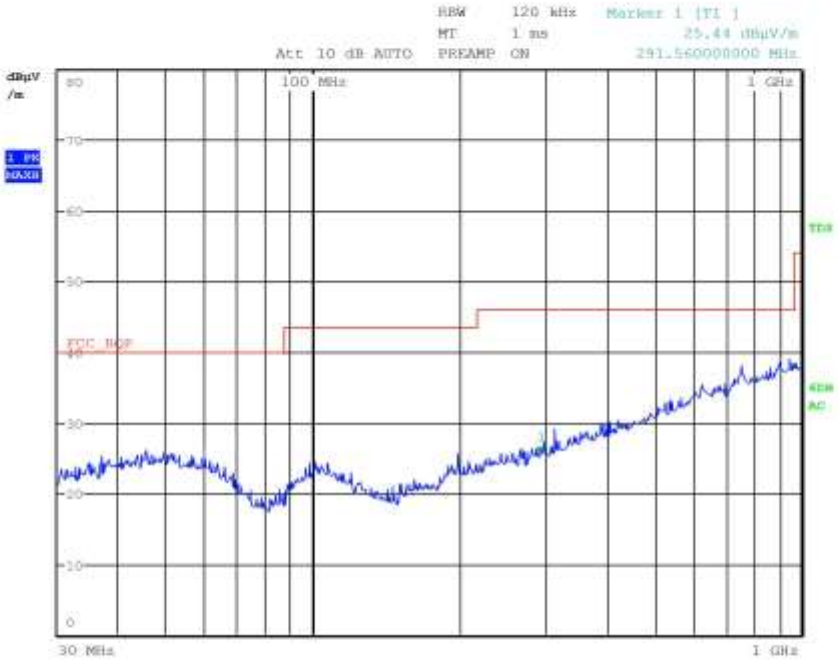

Final Measurement

Meas Time:	1 s
Margin:	6 dB
Subranges:	0

CMC Centro Misure Compatibilità S.r.l.

G13092143

Meas Type	Emission
Equipment under Test	
Manufacturer	
OP Condition	TX CH23
Operator	Bertezzolo 13092143
Test Spec	

Vert

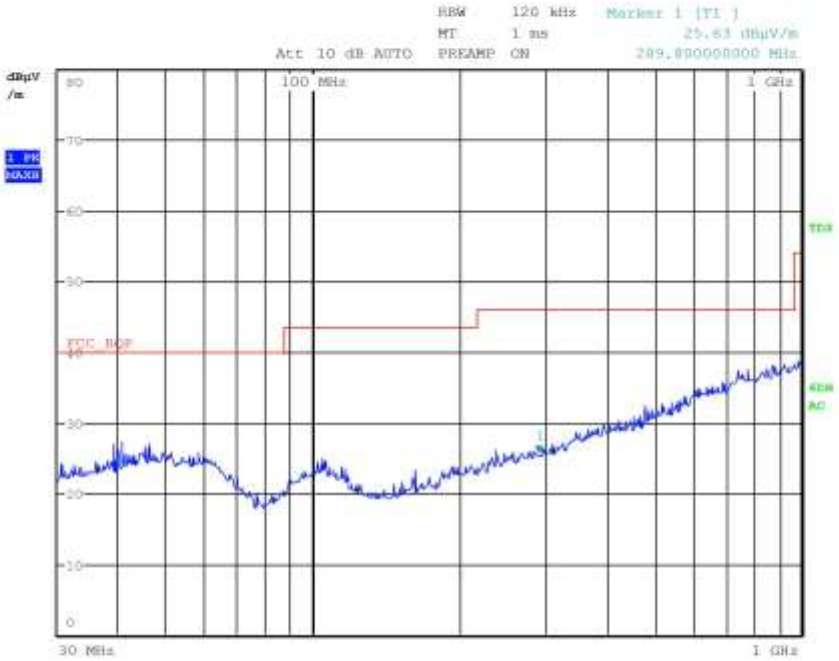

Final Measurement

Meas Time:	1 s
Margin:	6 dB
Subranges:	0

CMC Centro Misure Compatibilità S.r.l.

G13092144

Meas Type	Emission
Equipment under Test	
Manufacturer	
OP Condition	TX CH40
Operator	Bertezzolo 13092144
Test Spec	

Vert

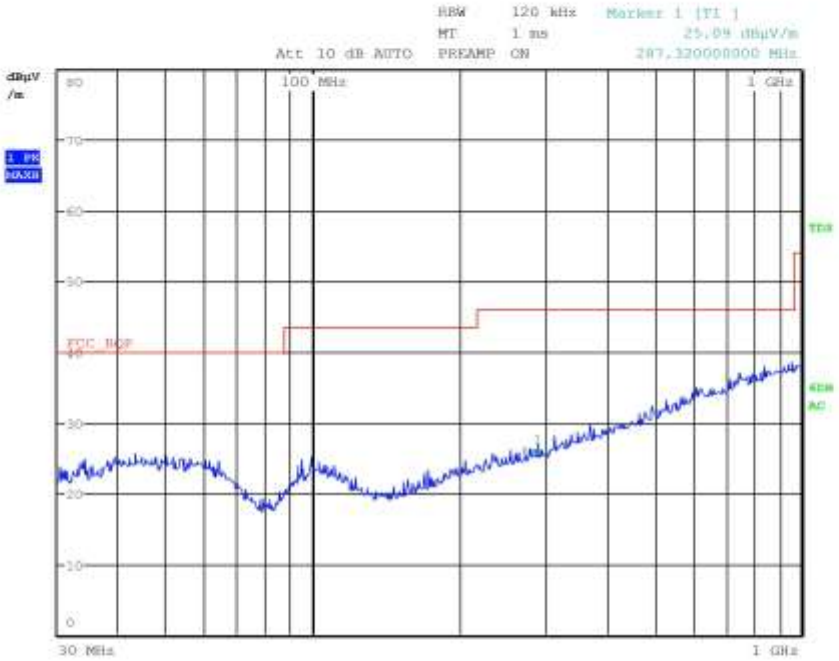

Final Measurement

Meas Time:	1 s
Margin:	6 dB
Subranges:	0

CMC Centro Misure Compatibilità S.r.l.

G13092145

Meas Type	Emission
Equipment under Test	
Manufacturer	
OP Condition	TX CH40
Operator	Bertezzolo 13092145
Test Spec	

Horiz

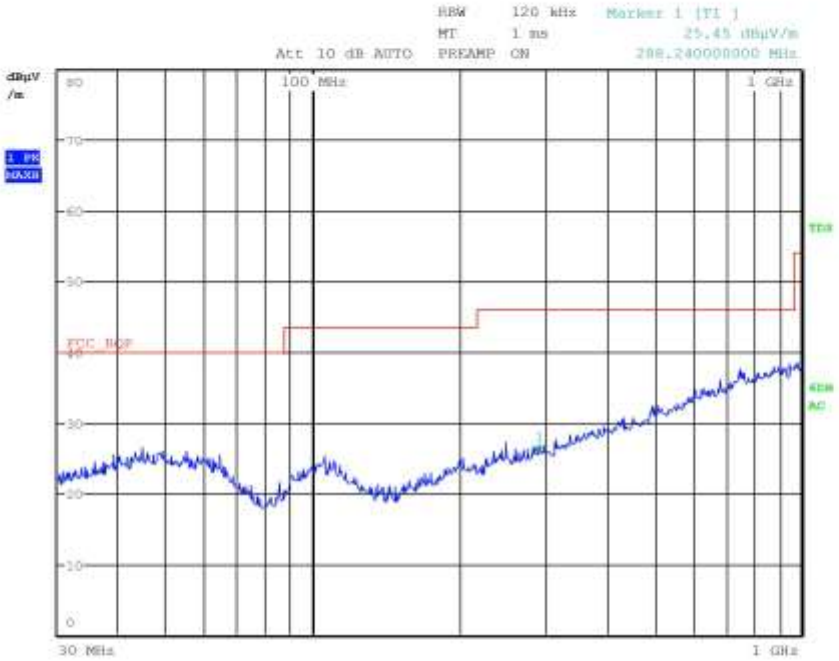

Final Measurement

Meas Time:	1 s
Margin:	6 dB
Subranges:	0

CMC Centro Misure Compatibilità S.r.l.

G13092146

Meas Type	Emission
Equipment under Test	
Manufacturer	
OP Condition	TX
Operator	Bertezzolo 13092146
Test Spec	

Loop

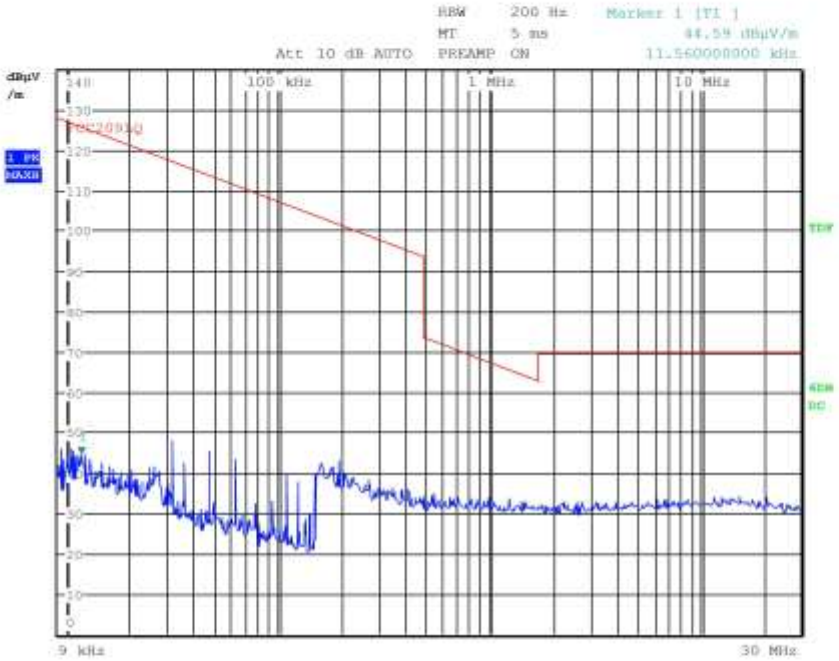

Final Measurement

Meas Time:	1 s
Margin:	6 dB
Subranges:	0

CMC Centro Misure Compatibilità S.r.l.

G13092147

Meas Type	Emission
Equipment under Test	
Manufacturer	
OP Condition	TX CH6
Operator	Bertezzolo 13092147
Test Spec	

Vert

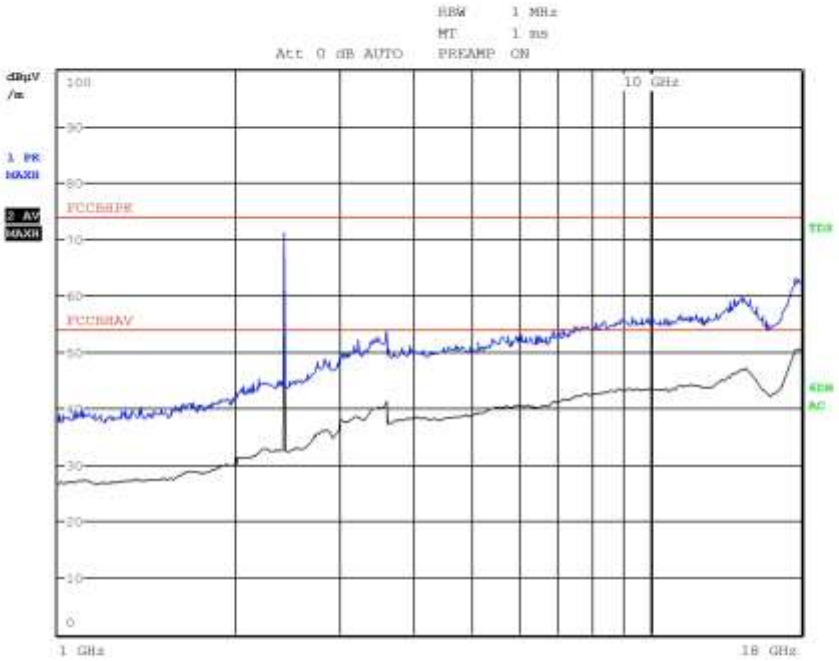

Final Measurement

Meas Time:	1 s
Margin:	6 dB
Subranges:	0

CMC Centro Misure Compatibilità S.r.l.

G13092148

Meas Type	Emission
Equipment under Test	
Manufacturer	
OP Condition	TX CH6
Operator	Bertezzolo 13092148
Test Spec	

Horiz

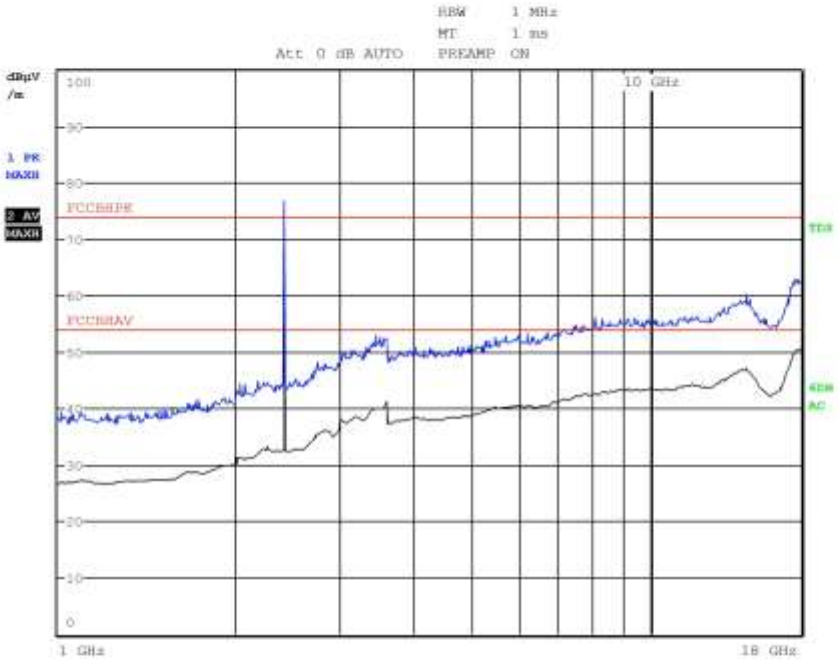

Final Measurement

Meas Time:	1 s
Margin:	6 dB
Subranges:	0

CMC Centro Misure Compatibilità S.r.l.

G13092149

Meas Type	Emission
Equipment under Test	
Manufacturer	
OP Condition	TX CH23
Operator	Bertezzolo 13092149
Test Spec	

Horiz

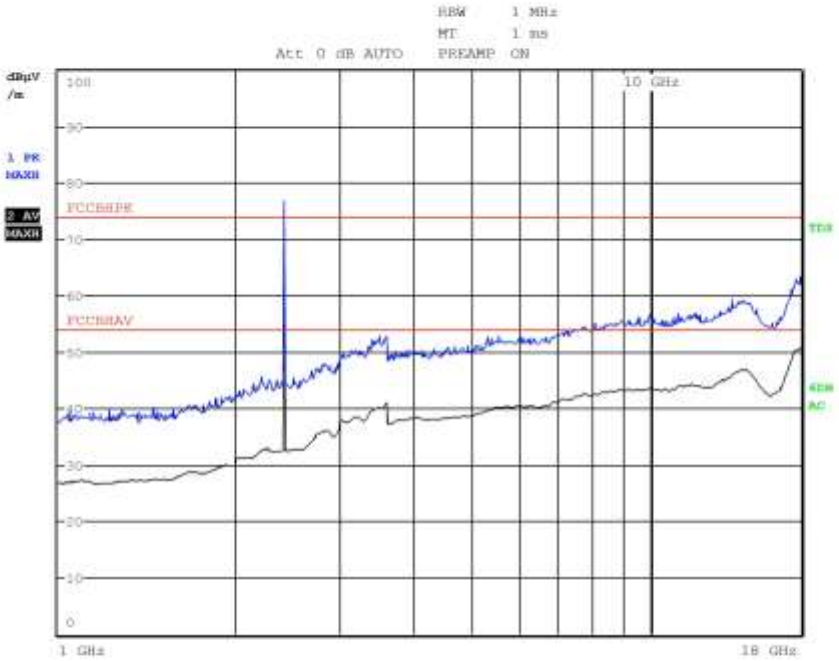

Final Measurement

Meas Time:	1 s
Margin:	6 dB
Subranges:	0

CMC Centro Misure Compatibilità S.r.l.

G13092150

Meas Type	Emission
Equipment under Test	
Manufacturer	
OP Condition	TX CH23
Operator	Bertezzolo 13092150
Test Spec	

Vert

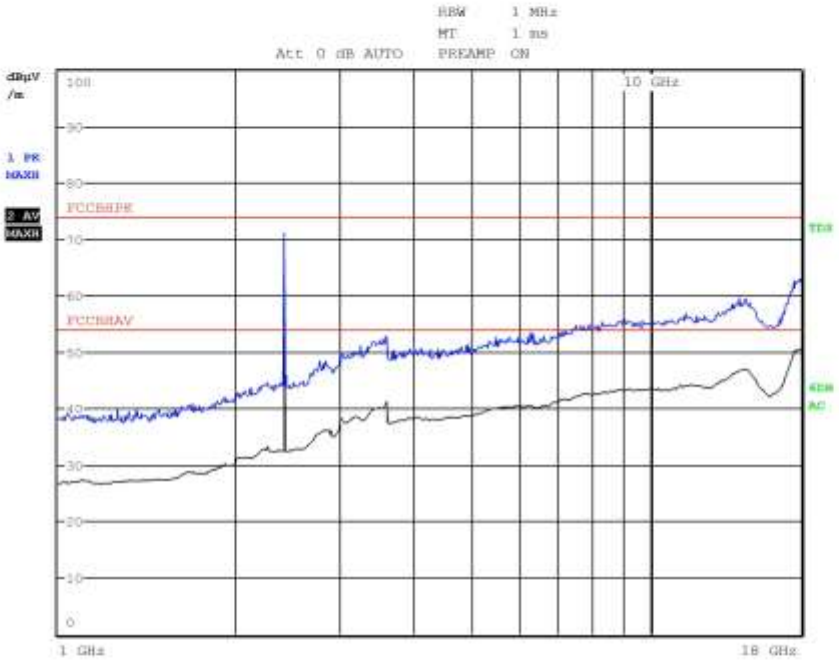

Final Measurement

Meas Time:	1 s
Margin:	6 dB
Subranges:	0

CMC Centro Misure Compatibilità S.r.l.

G13092151

Meas Type	Emission
Equipment under Test	
Manufacturer	
OP Condition	TX CH40
Operator	Bertezzolo 13092151
Test Spec	

Vert

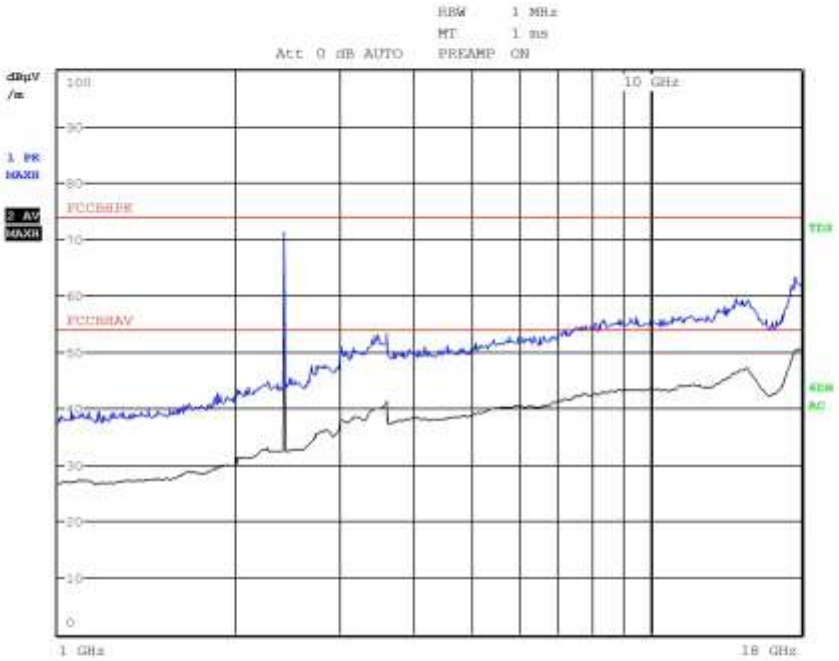

Final Measurement

Meas Time:	1 s
Margin:	6 dB
Subranges:	0

CMC Centro Misure Compatibilità S.r.l.

G13092152

Meas Type	Emission
Equipment under Test	
Manufacturer	
OP Condition	TX CH40
Operator	Bertezzolo 13092152
Test Spec	

Horiz

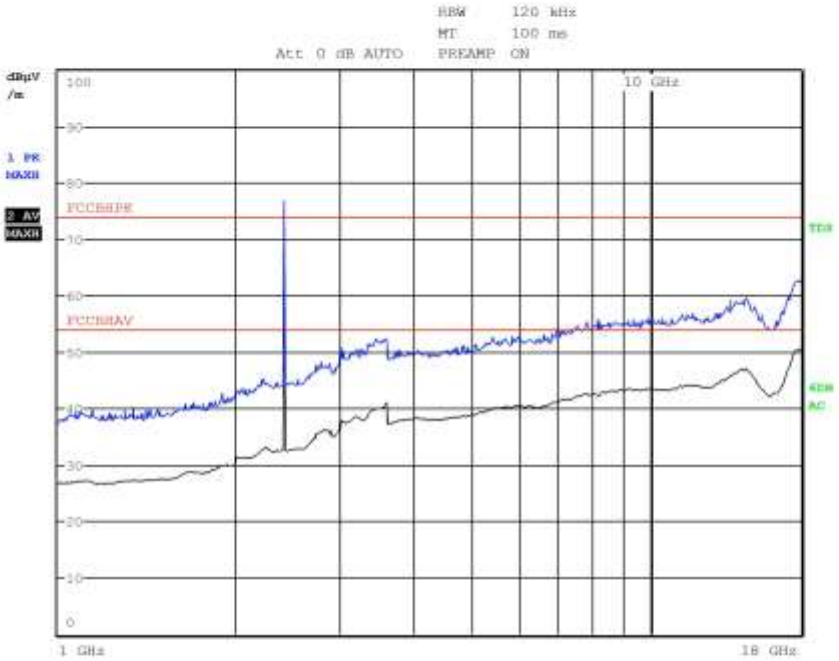

Final Measurement

Meas Time:	1 s
Margin:	6 dB
Subranges:	0

CMC Centro Misure Compatibilità S.r.l.

G13092153

Meas Type	Emission
Equipment under Test	
Manufacturer	
OP Condition	TX CH6
Operator	Bertezzolo 13092153
Test Spec	

Horiz

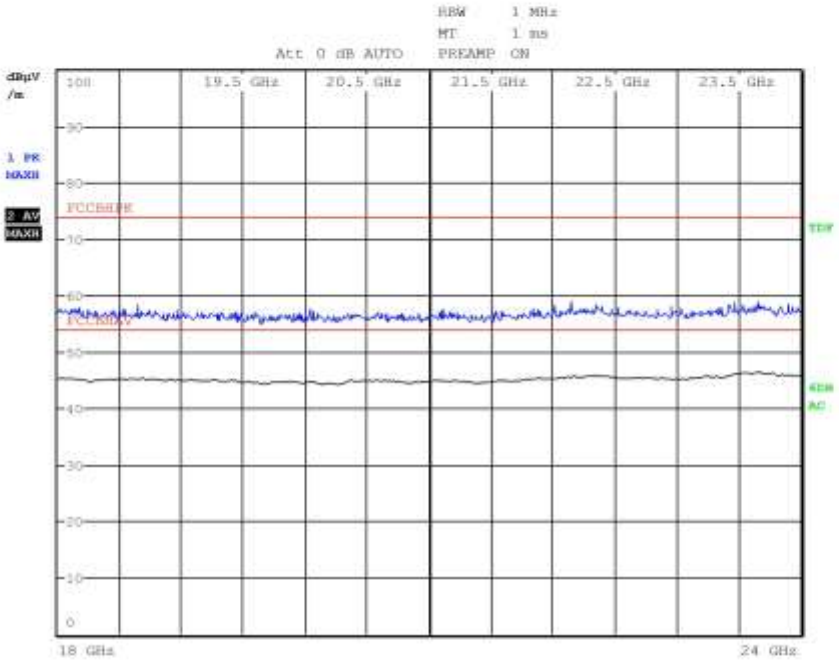

Final Measurement

Meas Time:	1 s
Margin:	6 dB
Subranges:	0

CMC Centro Misure Compatibilità S.r.l.

G13092154

Meas Type	Emission
Equipment under Test	
Manufacturer	
OP Condition	TX CH6
Operator	Bertezzolo 13092154
Test Spec	

Vert

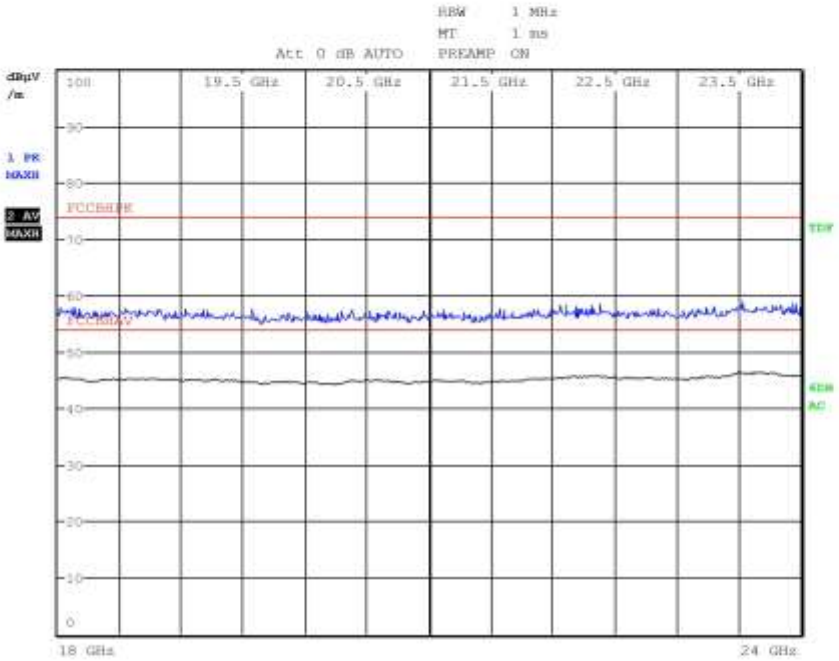

Final Measurement

Meas Time:	1 s
Margin:	6 dB
Subranges:	0

CMC Centro Misure Compatibilità S.r.l.

G13092155

Meas Type	Emission
Equipment under Test	
Manufacturer	
OP Condition	TX CH23
Operator	Bertezzolo 13092155
Test Spec	

Vert

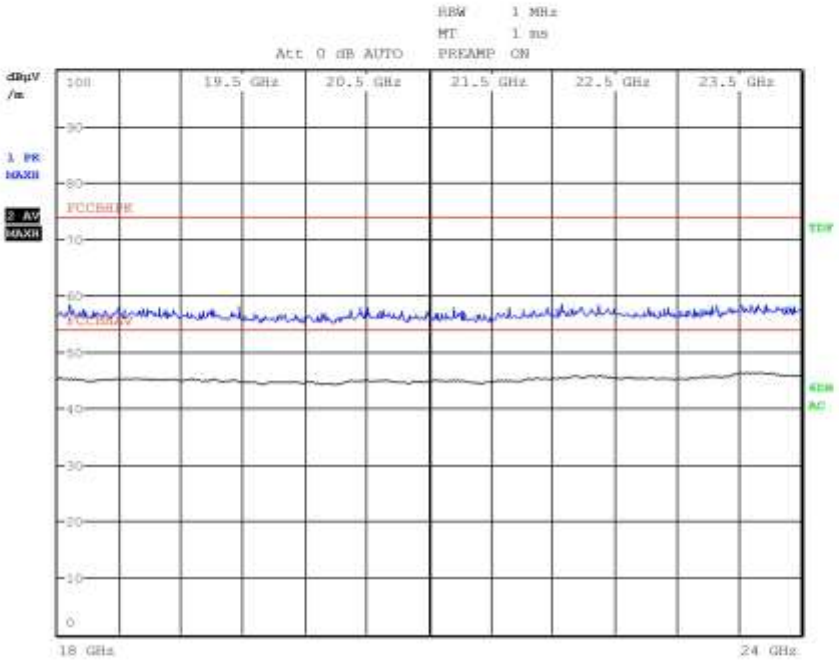

Final Measurement

Meas Time:	1 s
Margin:	6 dB
Subranges:	0

CMC Centro Misure Compatibilità S.r.l.

G13092156

Meas Type	Emission
Equipment under Test	
Manufacturer	
OP Condition	TX CH23
Operator	Bertezzolo 13092156
Test Spec	

Horiz

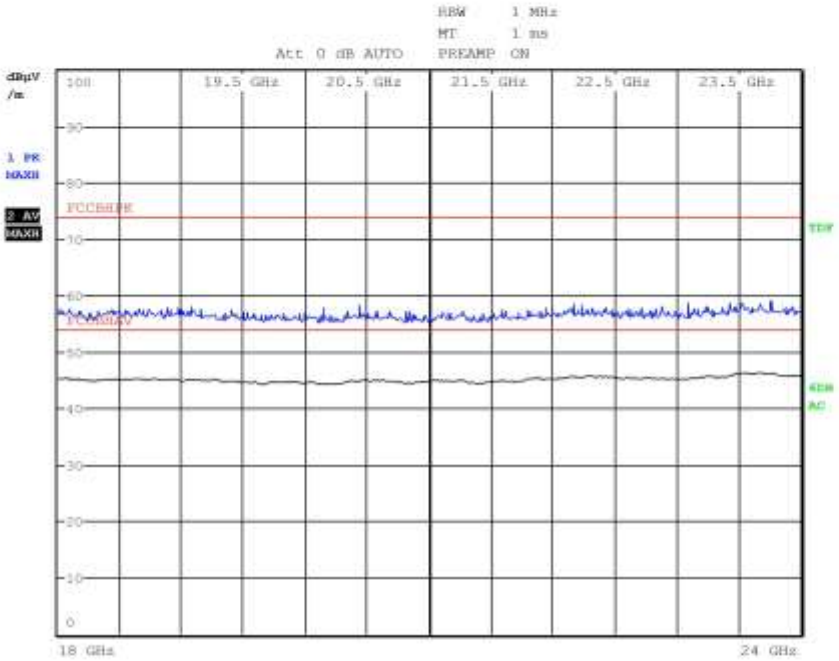

Final Measurement

Meas Time:	1 s
Margin:	6 dB
Subranges:	0

CMC Centro Misure Compatibilità S.r.l.

G13092157

Meas Type	Emission
Equipment under Test	
Manufacturer	
OP Condition	TX CH40
Operator	Bertezzolo 13092157
Test Spec	

Horiz

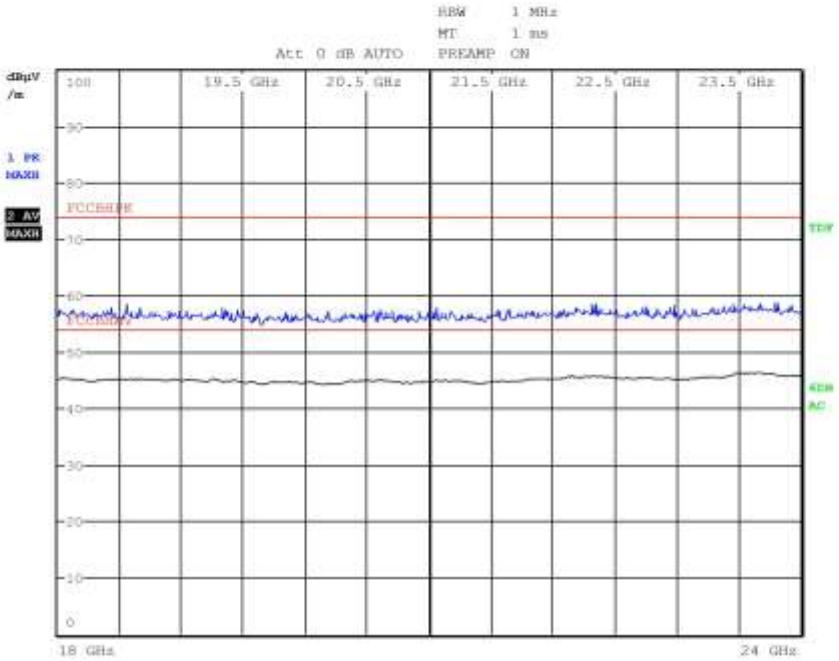

Final Measurement

Meas Time:	1 s
Margin:	6 dB
Subranges:	0

CMC Centro Misure Compatibilità S.r.l.

G13092158

Meas Type	Emission
Equipment under Test	
Manufacturer	
OP Condition	TX CH40
Operator	Bertezzolo 13092158
Test Spec	

Vert

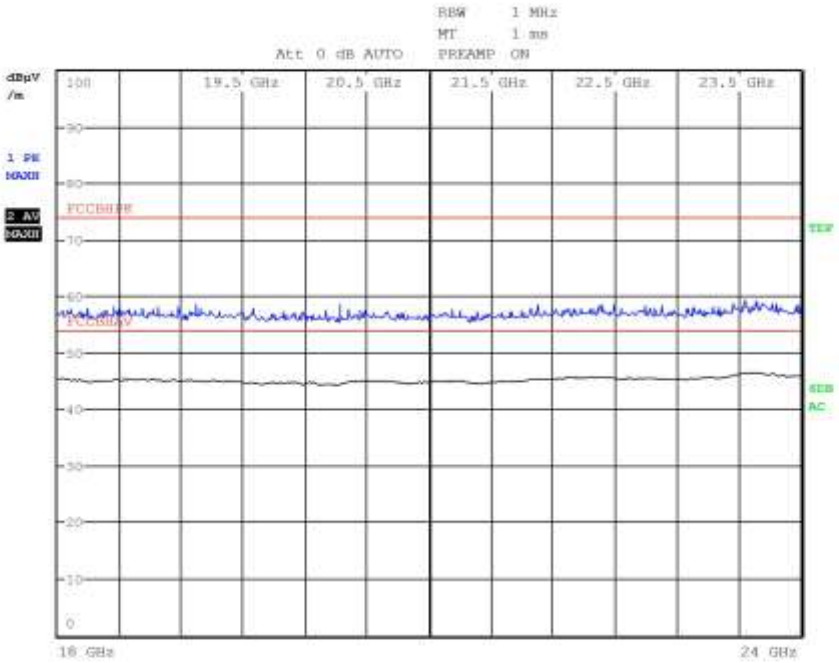

Final Measurement

Meas Time:	1 s
Margin:	6 dB
Subranges:	0

Result: The requirements are met

CMC Centro Misure Compatibilità S.r.l.

11.3 Peak Output Power

Test set-up and execution

- FCC Rules and Regulation; Titles 47 Part 15.209 and Part 15.249
- Internal procedure PM001
- See clause 4 of this test report

Test configuration and test method

Test site:
Semi-anechoic chamber

Auxiliary equipment:
See clause 4 of this test report

EUT exercising

See clause 4 of this test report

Test equipment used

CMC S108, CMC S136, CMC S164
Measurement uncertainty: See clause 7 of this test report

Test specification

Port: Enclosure
Antenna polarization: Horizontal (H) – Vertical (V)
EUT – Antenna distance: 3 m

Environmental conditions

Temperature (°C)	*Atmospheric pressure (kPa)*	*Relative humidity (%)*
21	99	48

Acceptance limits

Frequency range (MHz)	*RF Power Output dB(µV/m)*
2400 – 2483,5	94

Setup

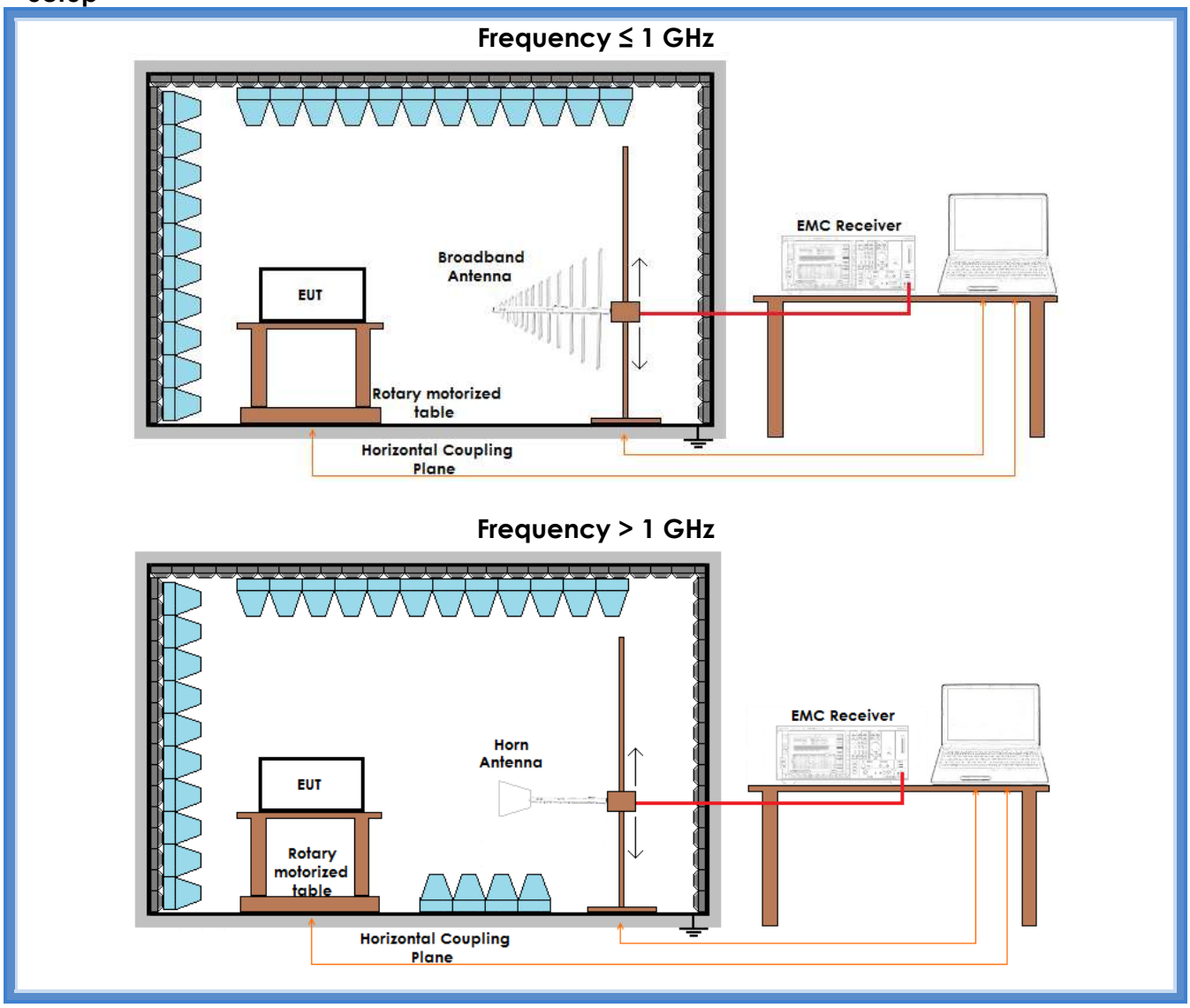

CMC Centro Misure Compatibilità S.r.l.

Result

Channel	*Polarization*	*Graphs*	*Measured AV level (dBµV/m)*	*Peak Output Power (mW)*	*Remarks*
6	Horizontal	G13092166	77,35	0,011	--
	Vertical	G13092165	71,12	0,003	--
23	Horizontal	G13092173	78,82	0,015	--
	Vertical	G13092178	73,28	0,004	--
40	Horizontal	G13092159	79,72	0,019	--
	Vertical	G13092160	73,01	0,004	--

Remarks
$P = (E \times d)^2 / (30 \times G)$
Where:
E = the measured maximum fundamental field strength in V/m
G = the numeric gain of the transmitting antenna: 1,48 (1,7 dBi)
d = the distance in meters from which the field strength was measured (3 m)
P = the power in watts

Graphs

G13092159

Meas Type	Emission
Equipment under Test	
Manufacturer	
OP Condition	TX CH40
Operator	Bertezzolo 13092159
Test Spec	

Horiz

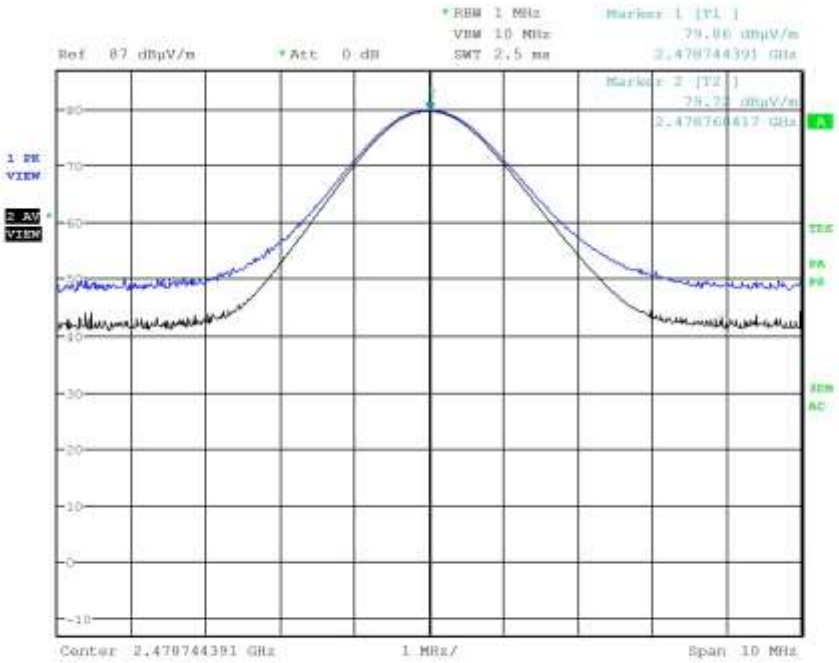

CMC Centro Misure Compatibilità S.r.l.

G13092160

Meas Type	Emission
Equipment under Test	
Manufacturer	
OP Condition	TX CH40
Operator	Bertezzolo 13092160
Test Spec	

Vert

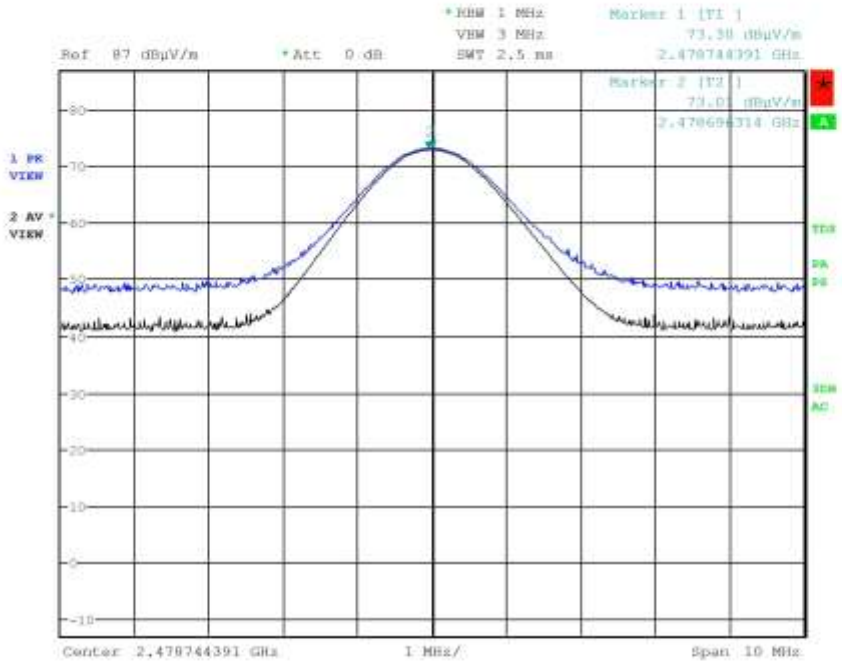

CMC Centro Misure Compatibilità S.r.l.

G13092165

Meas Type	Emission
Equipment under Test	
Manufacturer	
OP Condition	CH 6
Operator	Gandini 13092165
Test Spec	

Vert

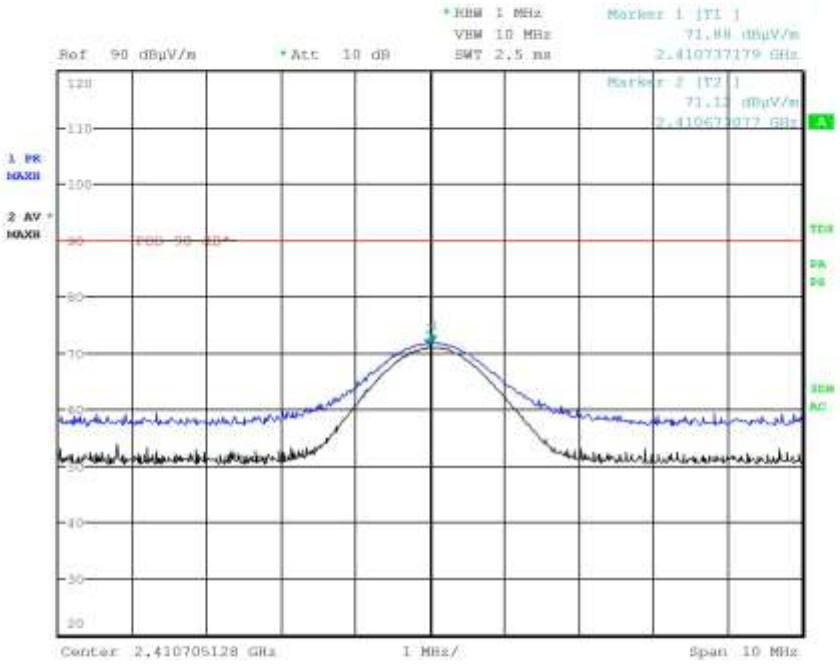

CMC Centro Misure Compatibilità S.r.l.

G13092166

Meas Type	Emission
Equipment under Test	
Manufacturer	
OP Condition	CH 6
Operator	Gandini 13092166
Test Spec	

Horiz

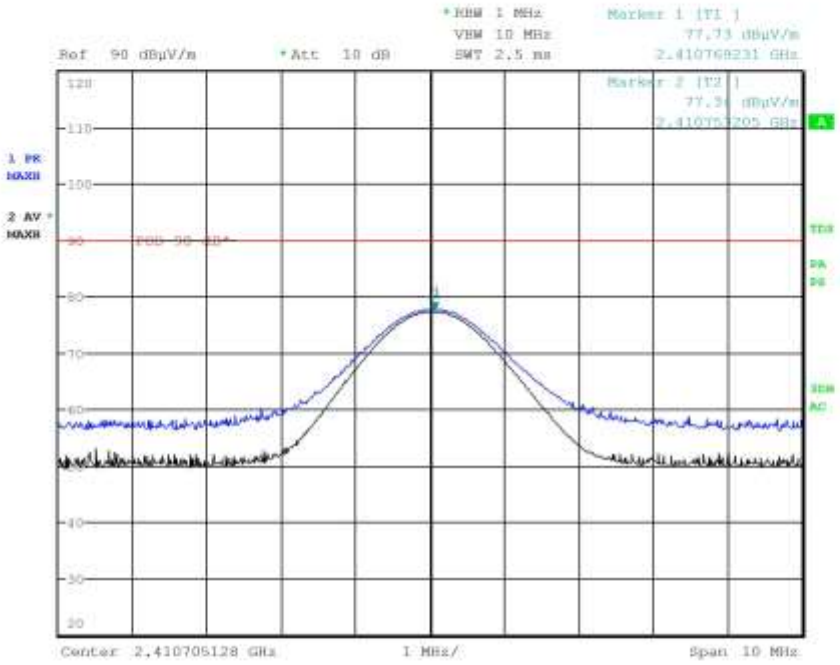

CMC Centro Misure Compatibilità S.r.l.

G13092173

Meas Type	Emission
Equipment under Test	
Manufacturer	
OP Condition	CH 23
Operator	Gandini 13092173
Test Spec	

Horiz

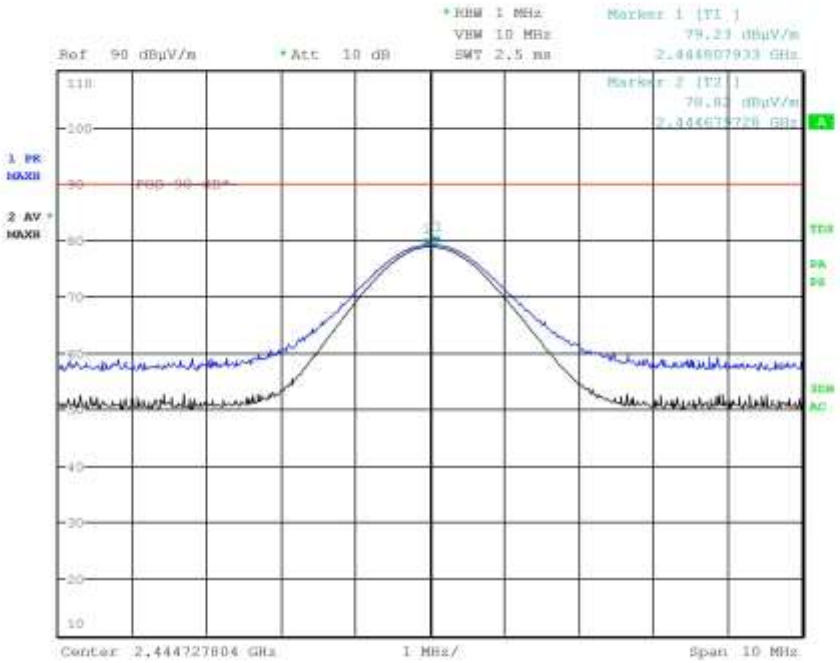

CMC Centro Misure Compatibilità S.r.l.

G13092178

Meas Type	Emission
Equipment under Test	
Manufacturer	
OP Condition	CH 23
Operator	Gandini 13092178
Test Spec	

Vert

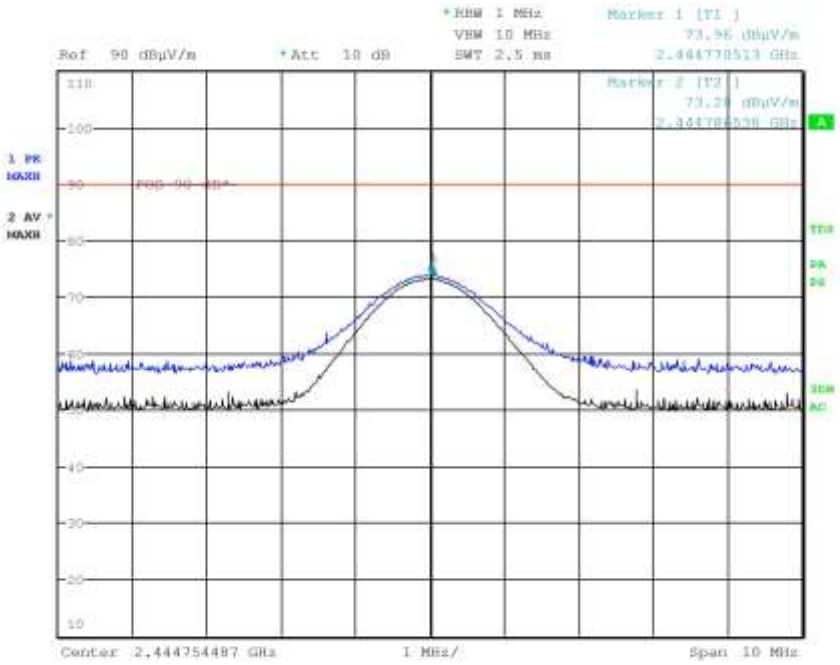

Result: The requirements are met

CMC Centro Misure Compatibilità S.r.l.

11.4 Band edge

Test set-up and execution

- FCC Rules and Regulation; Titles 47 Part 15.249 (d)
- Internal procedure PM001
- See clause 4 of this test report

Test configuration and test method

Test site:
Laboratory

Auxiliary equipment:
See clause 4 of this test report

EUT exercising

See clause 4 of this test report

Test equipment used

CMC S108, CMC S136, CMC S164
Measurement uncertainty: See clause 7 of this test report

Test specification

Emissions radiated outside of the specified frequency bands, except for harmonics, shall be attenuated by at least 50 dB below the level of the fundamental or to the general radiated emission limits in § 15.209, whichever is the lesser attenuation

Environmental conditions

Temperature (°C)	*Atmospheric pressure (kPa)*	*Relative humidity (%)*
22	98	49

Acceptance limits: operation within the band 2400 – 2483,5 MHz

CMC Centro Misure Compatibilità S.r.l.

Setup

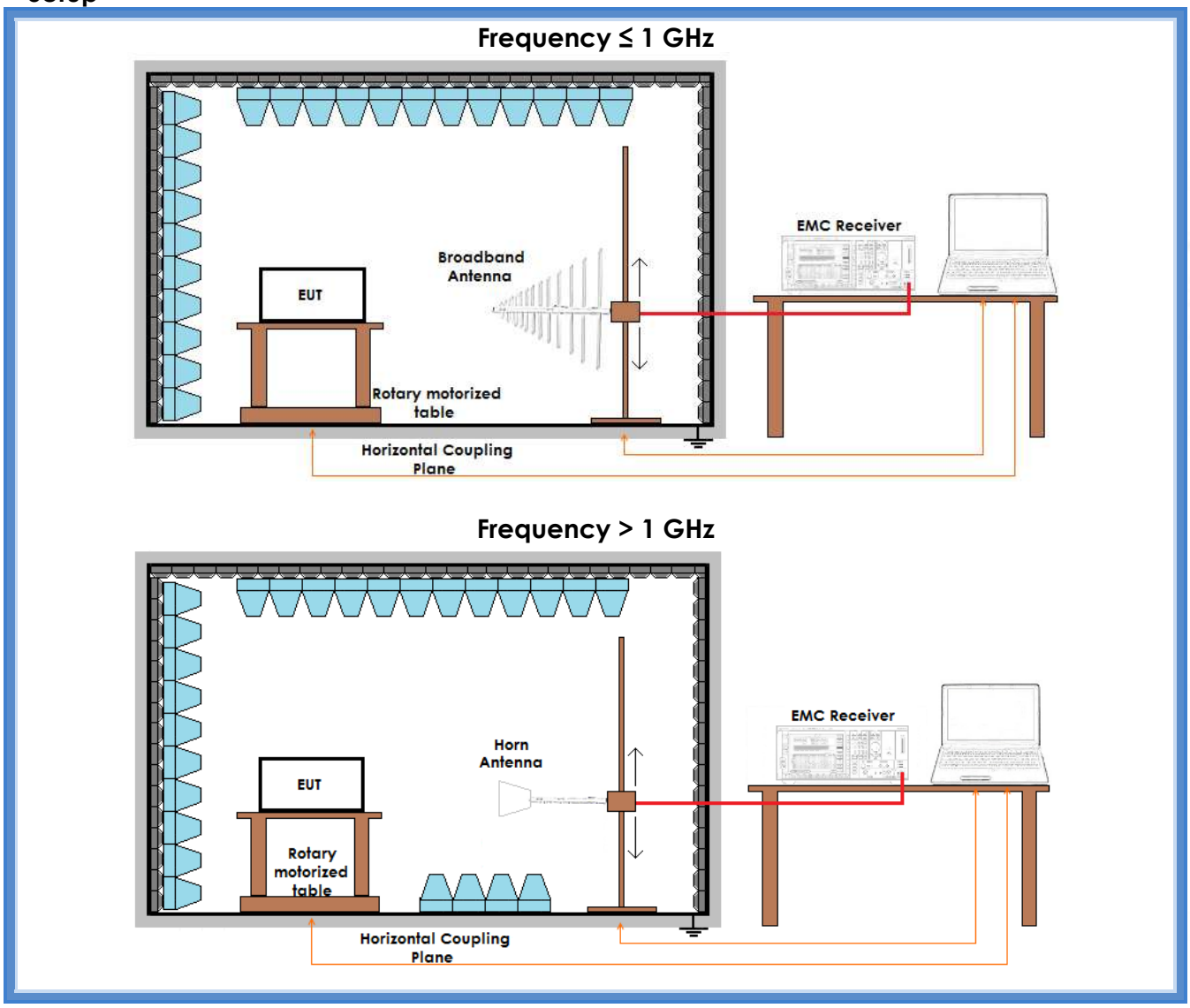

Result

Channel	*Graph(s)*	*Results*	
6	G13092171	F_L: > 2405,0 MHz	Complies
	G13092172		
40	G13092163	F_H: < 2481,5 MHz	Complies
	G13092164		

CMC Centro Misure Compatibilità S.r.l.

Graphs

G13092163

Meas Type	Emission
Equipment under Test	
Manufacturer	
OP Condition	TX CH40
Operator	Bertezzolo 13092163
Test Spec	

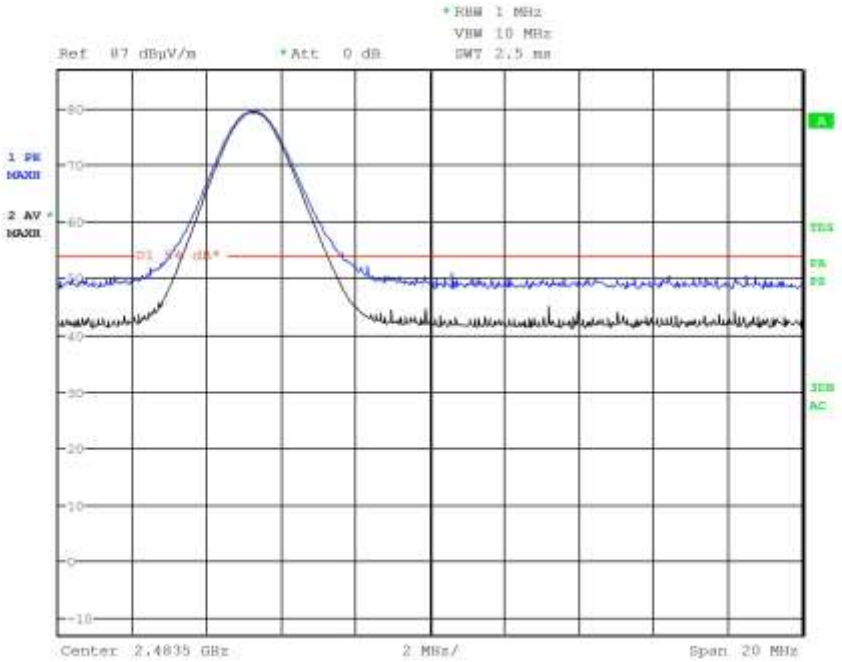

CMC Centro Misure Compatibilità S.r.l.

G13092164

Meas Type	Emission
Equipment under Test	
Manufacturer	
OP Condition	TX CH40
Operator	Bertezzolo 13092164
Test Spec	

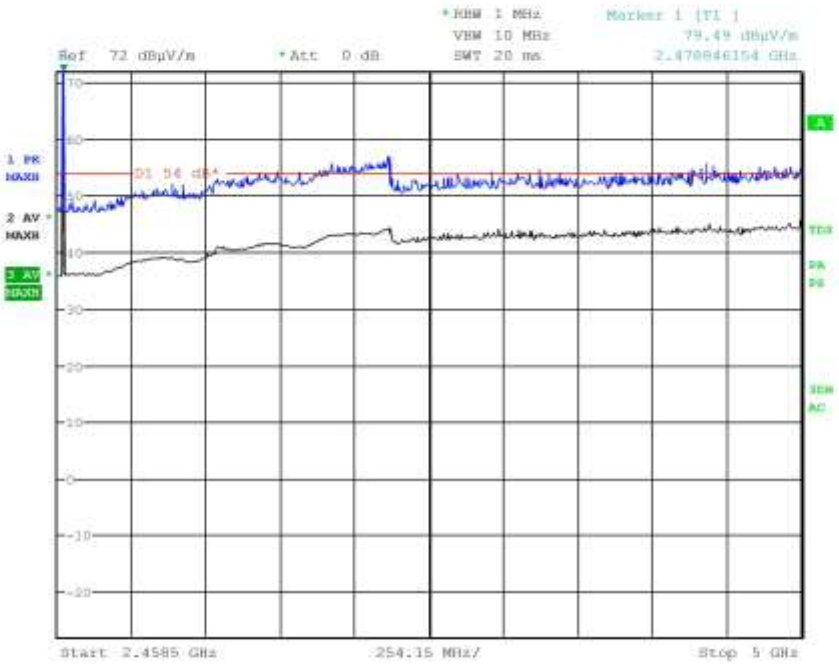

CMC Centro Misure Compatibilità S.r.l.

G13092171

Meas Type	Emission
Equipment under Test	
Manufacturer	
OP Condition	CH 6
Operator	Gandini 13092171
Test Spec	

Horiz

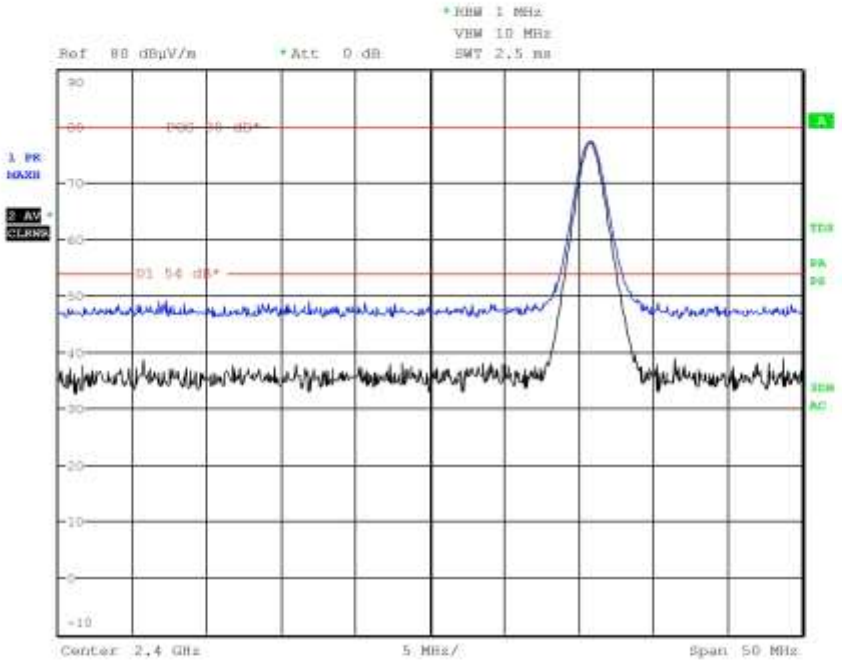

CMC Centro Misure Compatibilità S.r.l.

G13092172

Meas Type	Emission
Equipment under Test	
Manufacturer	
OP Condition	CH 6
Operator	Gandini 13092172
Test Spec	

Horiz

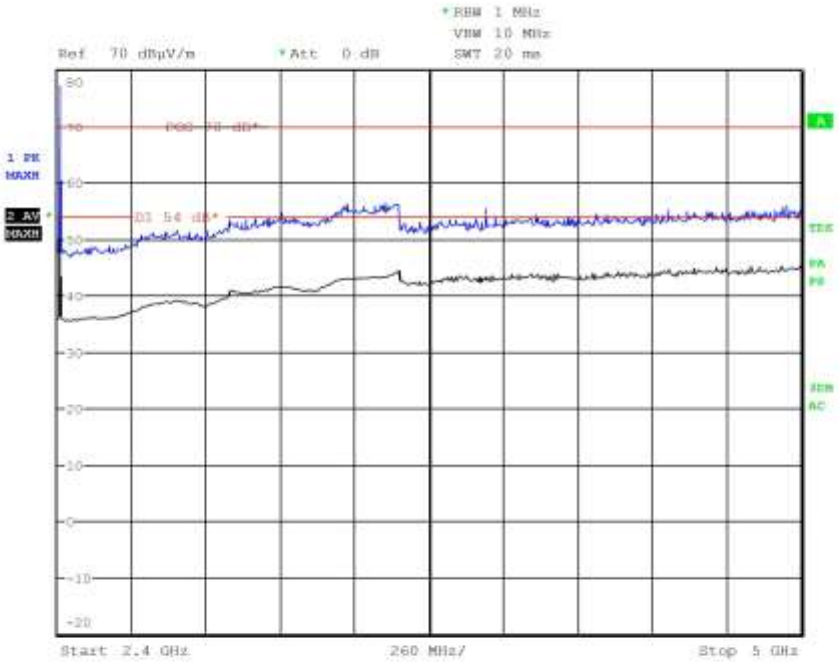

Result: The requirements are met

CMC Centro Misure Compatibilità S.r.l.

11.5 Spurious Emission

Test set-up and execution

- FCC Rules and Regulation; Titles 47 Part 15.209
- Internal procedure PM001
- See clause 4 of this test report

Test configuration and test method

Test site:
Semi-anechoic chamber

Auxiliary equipment:
See clause 4 of this test report

EUT exercising

See clause 4 of this test report

Test equipment used

CMC S108, CMC S136, CMC S164
Measurement uncertainty: See clause 7 of this test report

Test specification

Port: Enclosure
Antenna polarization: Horizontal (H) – Vertical (V)
EUT – Antenna distance: 3 m
Detector AV + Peak

Environmental conditions

Temperature (°C)	*Atmospheric pressure (kPa)*	*Relative humidity (%)*
23	98	51

Acceptance limits

Frequency (MHz)	*AV limits [dB(µV/m)]*	*Peak limits [dB(µV/m)]*
> 1000	54	74

CMC Centro Misure Compatibilità S.r.l.

Setup

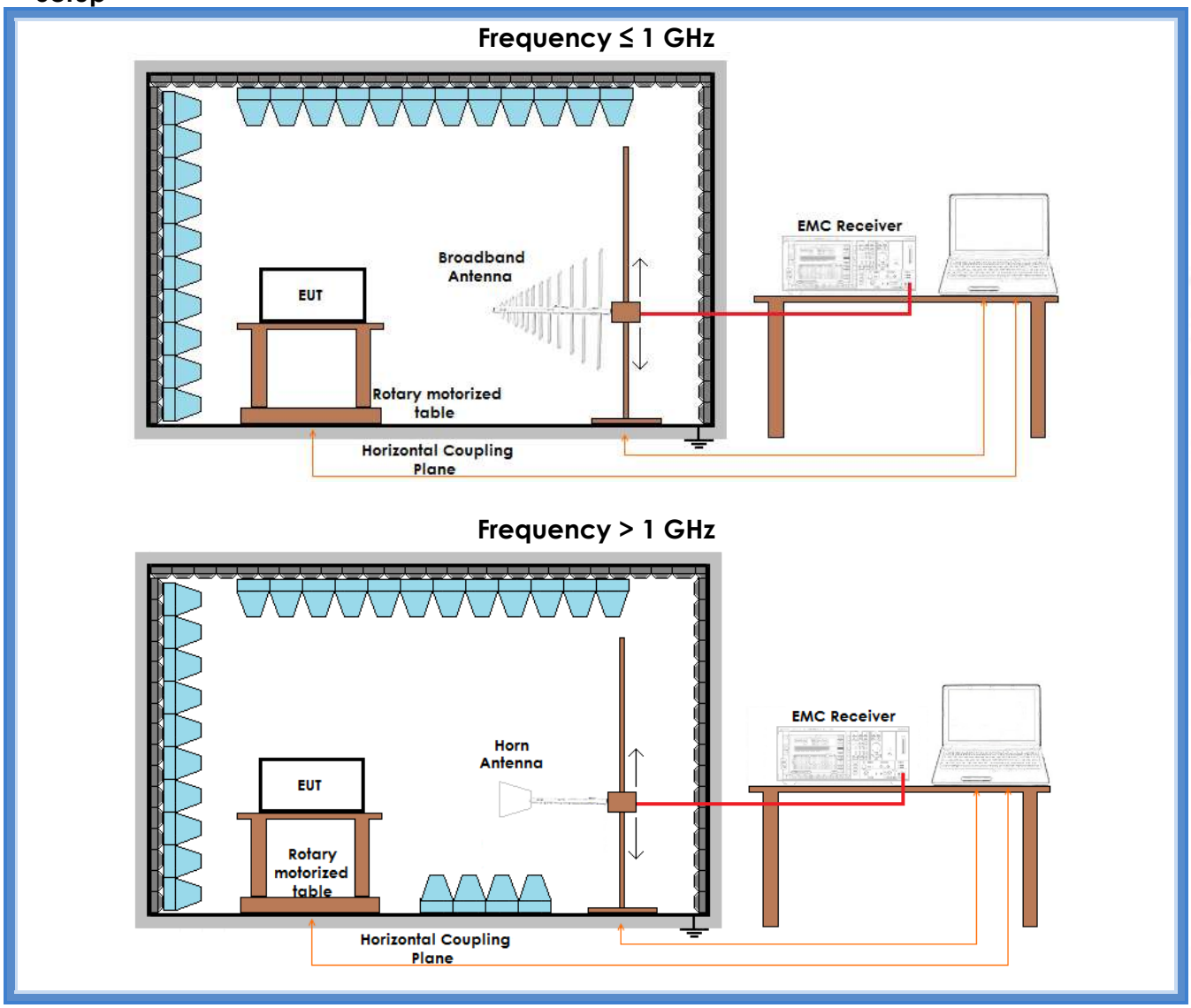

CMC Centro Misure Compatibilità S.r.l.

Graph:	From G13092147 to G13092158

Result – AV detector

Harmonic	*Limits (dBµV/m)*	*Level (dBµV/m)*			*Results*
		Ch 6	*Ch 23*	*Ch 40*	
II	54	More than 15dB below limit	More than 15dB below limit	More than 15dB below limit	Complies
III	54	More than 15dB below limit	More than 15dB below limit	More than 15dB below limit	Complies
IV	54	More than 15dB below limit	More than 15dB below limit	More than 15dB below limit	Complies
V	54	More than 15dB below limit	More than 15dB below limit	More than 15dB below limit	Complies
VI	54	More than 15dB below limit	More than 15dB below limit	More than 15dB below limit	Complies
VII	54	More than 15dB below limit	More than 15dB below limit	More than 15dB below limit	Complies
VIII	54	More than 15dB below limit	More than 15dB below limit	More than 15dB below limit	Complies
IX	54	More than 15dB below limit	More than 15dB below limit	More than 15dB below limit	Complies
X	54	More than 15dB below limit	More than 15dB below limit	More than 15dB below limit	Complies
Remarks: EUT was tested in 3 orthogonal planes. The results in this table show the highest values					

Result – Peak detector

Harmonic	*Limits (dBµV/m)*	*Level (dBµV/m)*			*Results*
		Ch 6	*Ch 23*	*Ch 40*	
II	74	More than 15dB below limit	More than 15dB below limit	More than 15dB below limit	Complies
III	74	More than 15dB below limit	More than 15dB below limit	More than 15dB below limit	Complies
IV	74	More than 15dB below limit	More than 15dB below limit	More than 15dB below limit	Complies
V	74	More than 15dB below limit	More than 15dB below limit	More than 15dB below limit	Complies
VI	74	More than 15dB below limit	More than 15dB below limit	More than 15dB below limit	Complies
VII	74	More than 15dB below limit	More than 15dB below limit	More than 15dB below limit	Complies
VIII	74	More than 15dB below limit	More than 15dB below limit	More than 15dB below limit	Complies
IX	74	More than 15dB below limit	More than 15dB below limit	More than 15dB below limit	Complies
X	74	More than 15dB below limit	More than 15dB below limit	More than 15dB below limit	Complies
Remarks: EUT was tested in 3 orthogonal planes. The results in this table show the highest values					

Result: The requirements are met

CMC Centro Misure Compatibilità S.r.l.