26 dB & 99% BANDWIDTH

Variant: 802.11n HT-20, Channel: 5700.00 MHz, Chain c, Temp: Ambient, Voltage: 5 Vdc

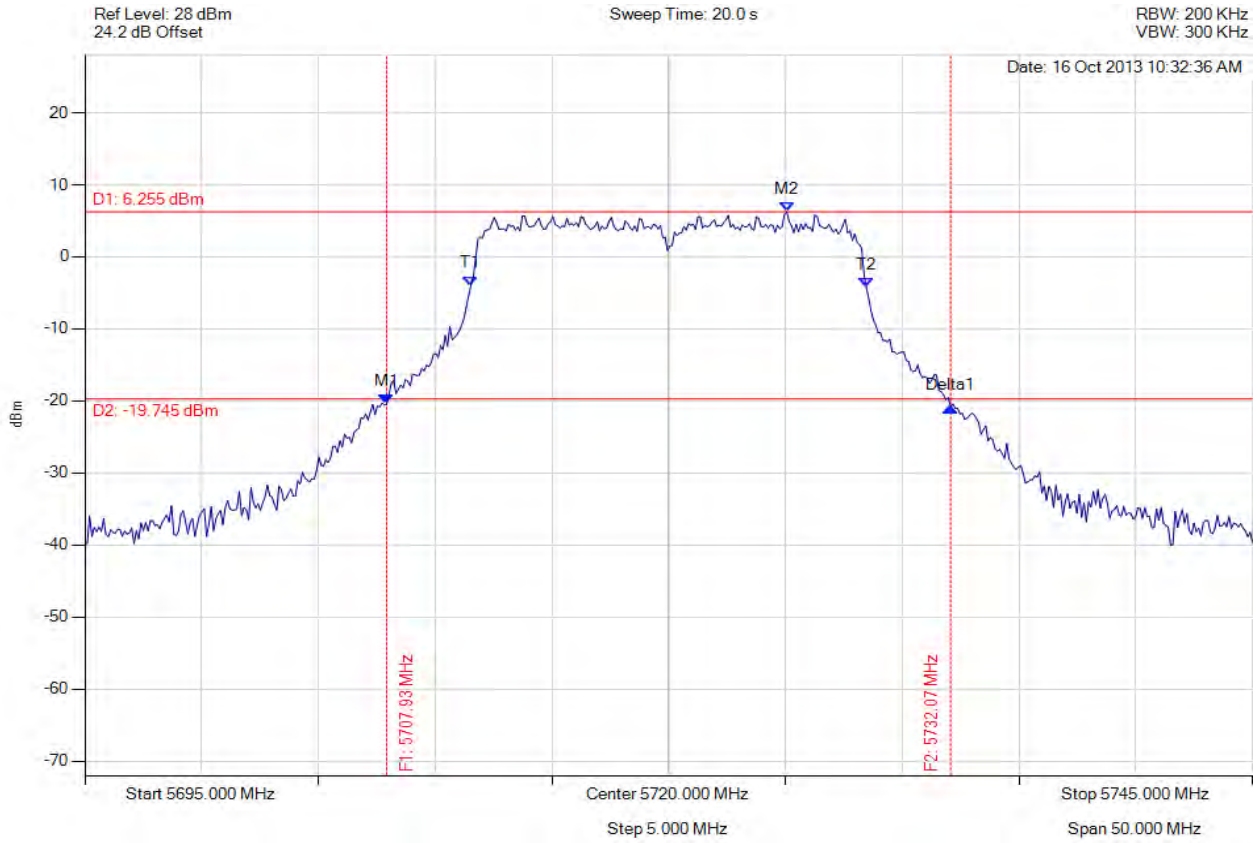

Analyser Setup	Marker : Frequency : Amplitude	Test Results
Detector = MAX PEAK Sweep Count = 0 RF Atten (dB) = 20 Trace Mode = VIEW	M1 : 5707.926 MHz : -20.428 dBm M2 : 5725.060 MHz : 6.255 dBm Delta1 : 24.148 MHz : -0.447 dB T1 : 5711.533 MHz : -3.962 dBm T2 : 5728.467 MHz : -4.257 dBm OBW : 16.934 MHz	Measured 26 dB Bandwidth: 24.148 MHz Measured 99% Bandwidth: 16.934 MHz

Back to the Matrix

26 dB & 99% BANDWIDTH

Variant: 802.11n HT-40, Channel: 5510.00 MHz, Chain a, Temp: Ambient, Voltage: 5 Vdc

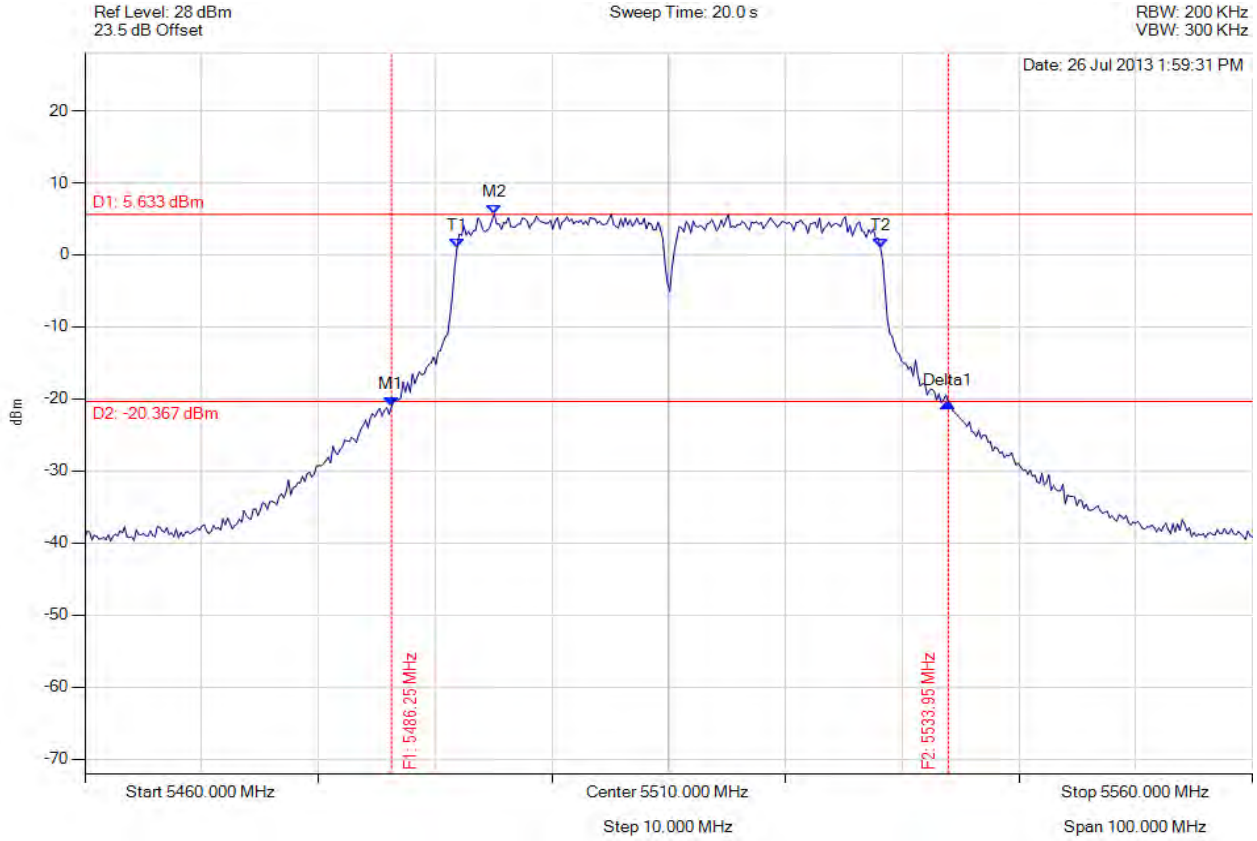

Analyser Setup	Marker : Frequency : Amplitude	Test Results
Detector = MAX PEAK Sweep Count = 0 RF Atten (dB) = 20 Trace Mode = VIEW	M1 : 5486.253 MHz : -21.123 dBm M2 : 5495.070 MHz : 5.633 dBm Delta1 : 47.695 MHz : 0.616 dB T1 : 5491.864 MHz : 0.927 dBm T2 : 5528.136 MHz : 1.033 dBm OBW : 36.273 MHz	Measured 26 dB Bandwidth: 47.695 MHz Measured 99% Bandwidth: 36.273 MHz

Back to the Matrix

26 dB & 99% BANDWIDTH

Variant: 802.11n HT-40, Channel: 5510.00 MHz, Chain b, Temp: Ambient, Voltage: 5 Vdc

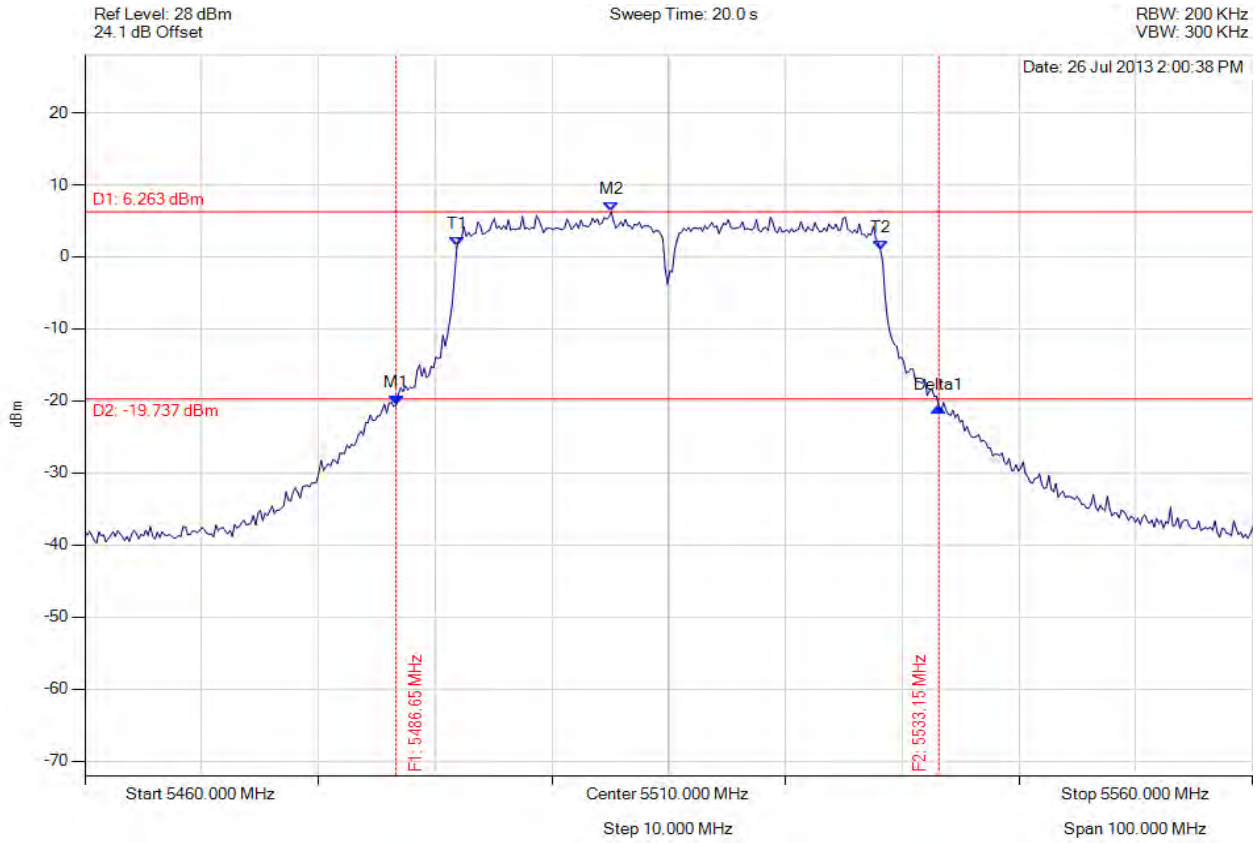

Analyser Setup	Marker : Frequency : Amplitude	Test Results
Detector = MAX PEAK Sweep Count = 0 RF Atten (dB) = 20 Trace Mode = VIEW	M1 : 5486.653 MHz : -20.596 dBm M2 : 5505.090 MHz : 6.263 dBm Delta1 : 46.493 MHz : -0.334 dB T1 : 5491.864 MHz : 1.409 dBm T2 : 5528.136 MHz : 1.020 dBm OBW : 36.273 MHz	Measured 26 dB Bandwidth: 46.493 MHz Measured 99% Bandwidth: 36.273 MHz

Back to the Matrix

26 dB & 99% BANDWIDTH

Variant: 802.11n HT-40, Channel: 5510.00 MHz, Chain c, Temp: Ambient, Voltage: 5 Vdc

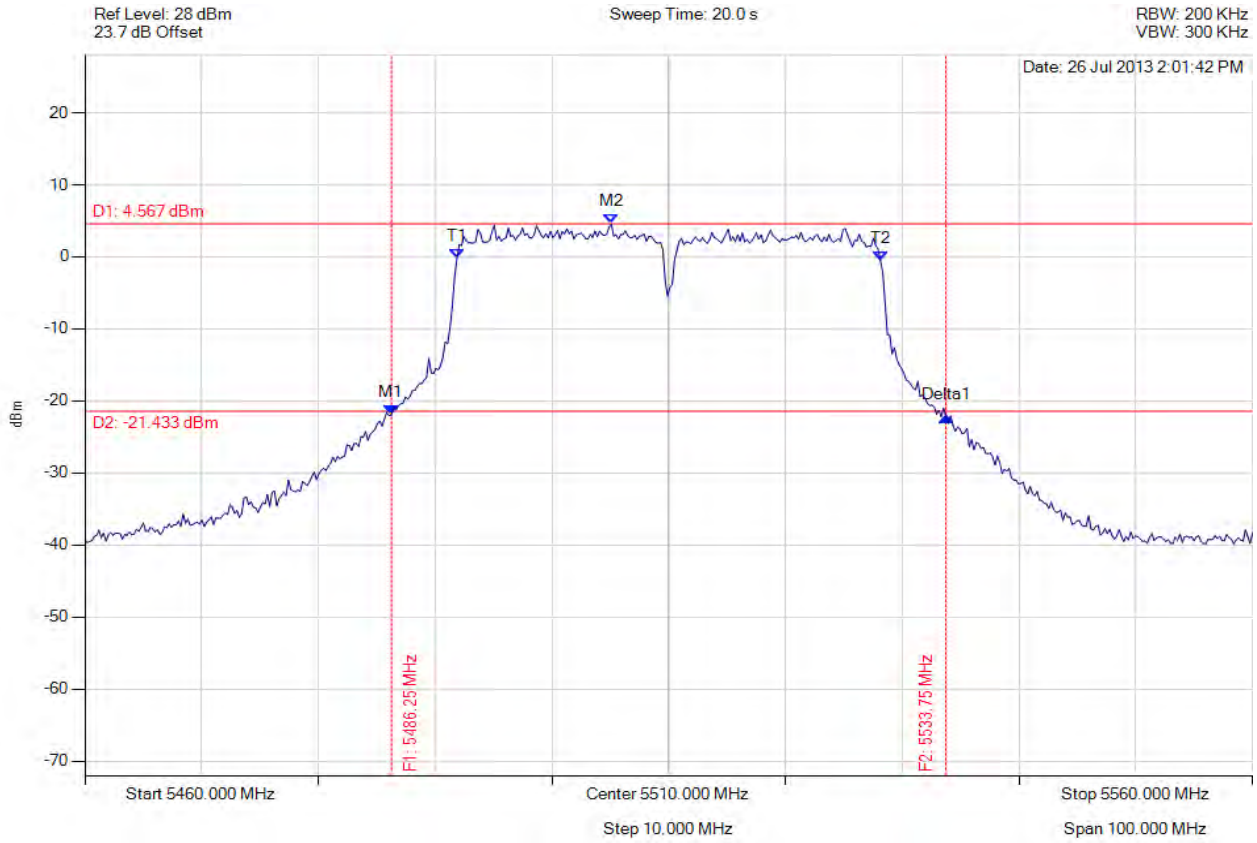

Analyser Setup	Marker : Frequency : Amplitude	Test Results
Detector = MAX PEAK Sweep Count = 0 RF Atten (dB) = 20 Trace Mode = VIEW	M1 : 5486.253 MHz : -21.957 dBm M2 : 5505.090 MHz : 4.567 dBm Delta1 : 47.495 MHz : -0.218 dB T1 : 5491.864 MHz : -0.257 dBm T2 : 5528.136 MHz : -0.509 dBm OBW : 36.273 MHz	Measured 26 dB Bandwidth: 47.495 MHz Measured 99% Bandwidth: 36.273 MHz

Back to the Matrix

26 dB & 99% BANDWIDTH

Variant: 802.11n HT-40, Channel: 5550.00 MHz, Chain a, Temp: Ambient, Voltage: 5 Vdc

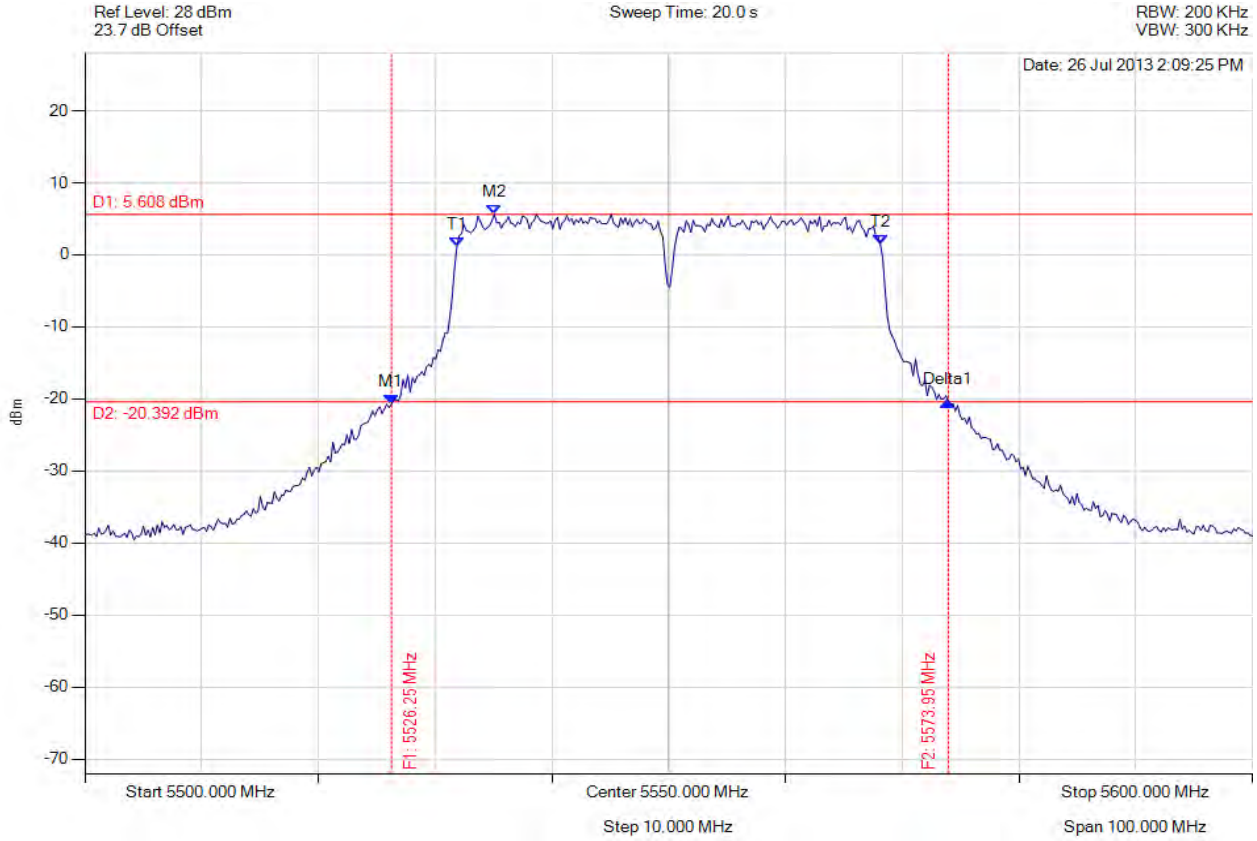

Analyser Setup	Marker : Frequency : Amplitude	Test Results
Detector = MAX PEAK Sweep Count = 0 RF Atten (dB) = 20 Trace Mode = VIEW	M1 : 5526.253 MHz : -20.724 dBm M2 : 5535.070 MHz : 5.608 dBm Delta1 : 47.695 MHz : 0.325 dB T1 : 5531.864 MHz : 1.106 dBm T2 : 5568.136 MHz : 1.427 dBm OBW : 36.273 MHz	Measured 26 dB Bandwidth: 47.695 MHz Measured 99% Bandwidth: 36.273 MHz

Back to the Matrix

26 dB & 99% BANDWIDTH

Variant: 802.11n HT-40, Channel: 5550.00 MHz, Chain b, Temp: Ambient, Voltage: 5 Vdc

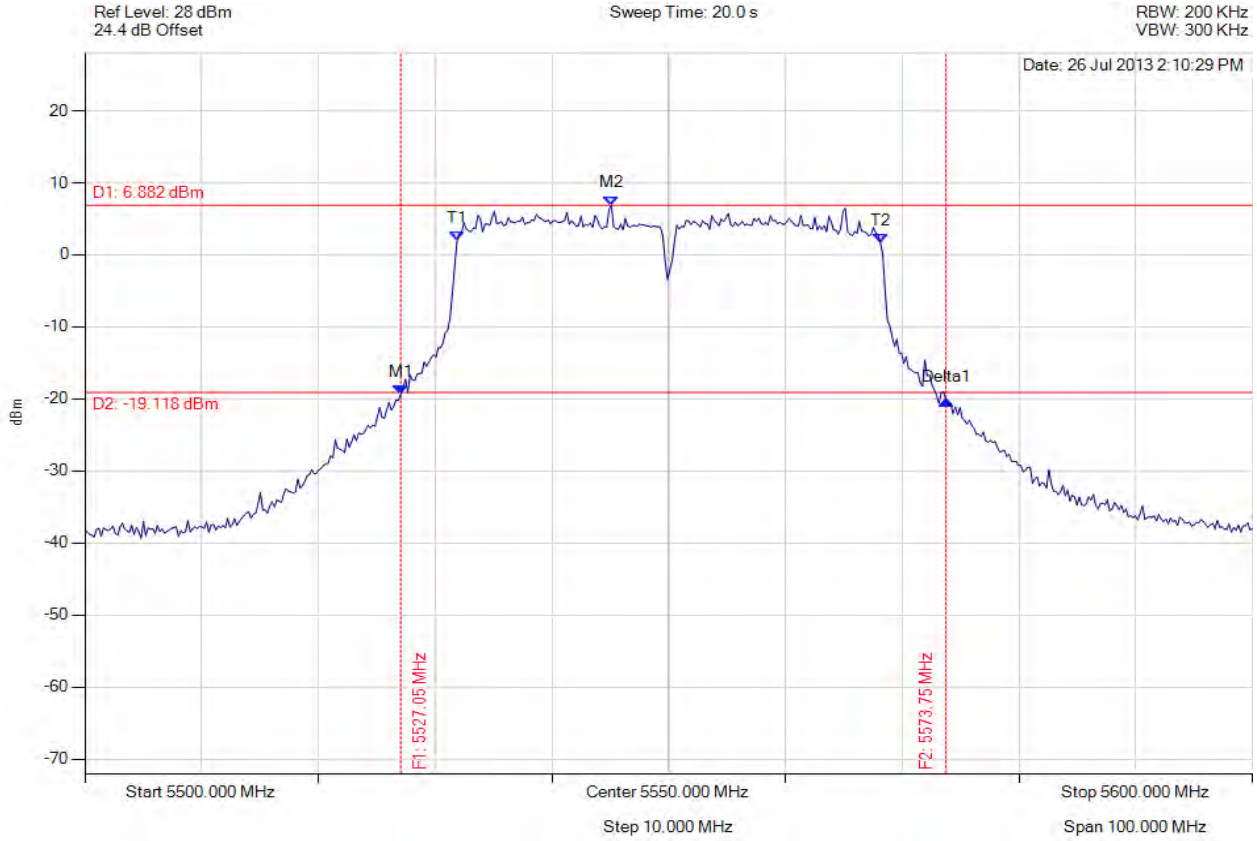

Analyser Setup	Marker : Frequency : Amplitude	Test Results
Detector = MAX PEAK Sweep Count = 0 RF Atten (dB) = 20 Trace Mode = VIEW	M1 : 5527.054 MHz : -19.340 dBm M2 : 5545.090 MHz : 6.882 dBm Delta1 : 46.693 MHz : -0.801 dB T1 : 5531.864 MHz : 1.899 dBm T2 : 5568.136 MHz : 1.681 dBm OBW : 36.273 MHz	Measured 26 dB Bandwidth: 46.693 MHz Measured 99% Bandwidth: 36.273 MHz

Back to the Matrix

26 dB & 99% BANDWIDTH

Variant: 802.11n HT-40, Channel: 5550.00 MHz, Chain c, Temp: Ambient, Voltage: 5 Vdc

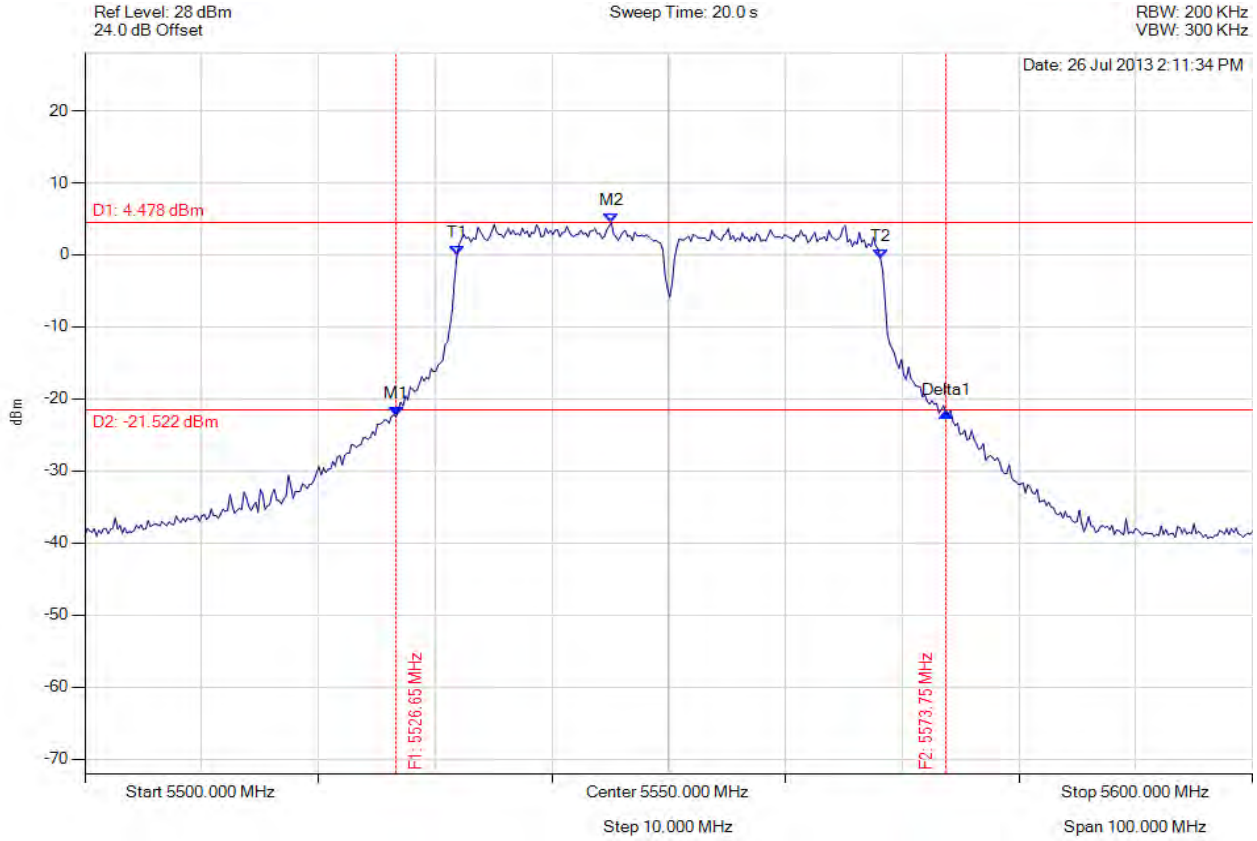

Analyser Setup	Marker : Frequency : Amplitude	Test Results
Detector = MAX PEAK Sweep Count = 0 RF Atten (dB) = 20 Trace Mode = VIEW	M1 : 5526.653 MHz : -22.453 dBm M2 : 5545.090 MHz : 4.478 dBm Delta1 : 47.094 MHz : 0.492 dB T1 : 5531.864 MHz : -0.080 dBm T2 : 5568.136 MHz : -0.466 dBm OBW : 36.273 MHz	Measured 26 dB Bandwidth: 47.094 MHz Measured 99% Bandwidth: 36.273 MHz

Back to the Matrix

This test report may be reproduced in full only. The document may only be updated by MiCOM Labs personnel. Any changes will be noted in the Document History section of the report.

26 dB & 99% BANDWIDTH

Variant: 802.11n HT-40, Channel: 5670.00 MHz, Chain a, Temp: Ambient, Voltage: 5 Vdc

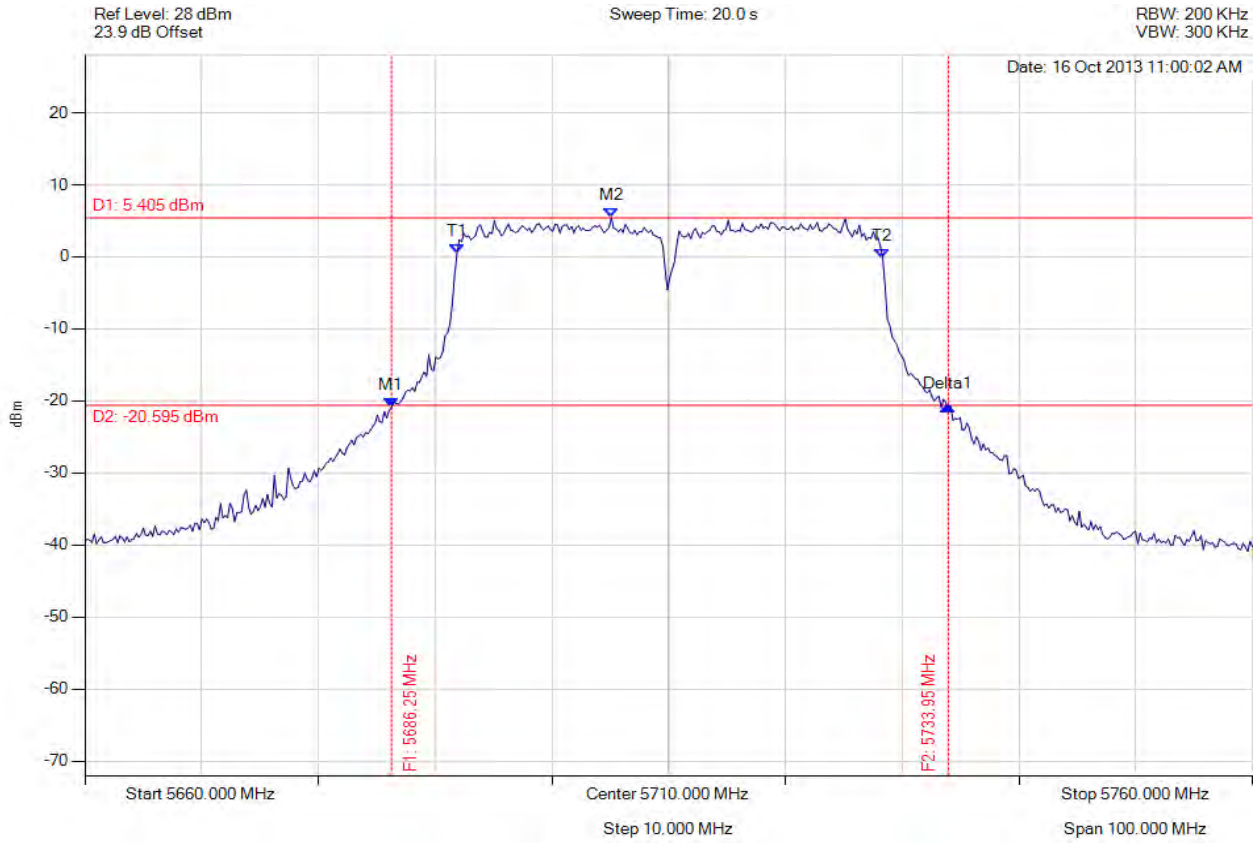

Analyser Setup	Marker : Frequency : Amplitude	Test Results
Detector = MAX PEAK Sweep Count = 0 RF Atten (dB) = 20 Trace Mode = VIEW	M1 : 5686.253 MHz : -20.926 dBm M2 : 5705.090 MHz : 5.405 dBm Delta1 : 47.695 MHz : 0.273 dB T1 : 5691.864 MHz : 0.404 dBm T2 : 5728.337 MHz : -0.234 dBm OBW : 36.473 MHz	Measured 26 dB Bandwidth: 47.695 MHz Measured 99% Bandwidth: 36.473 MHz

Back to the Matrix

26 dB & 99% BANDWIDTH

Variant: 802.11n HT-40, Channel: 5670.00 MHz, Chain b, Temp: Ambient, Voltage: 5 Vdc

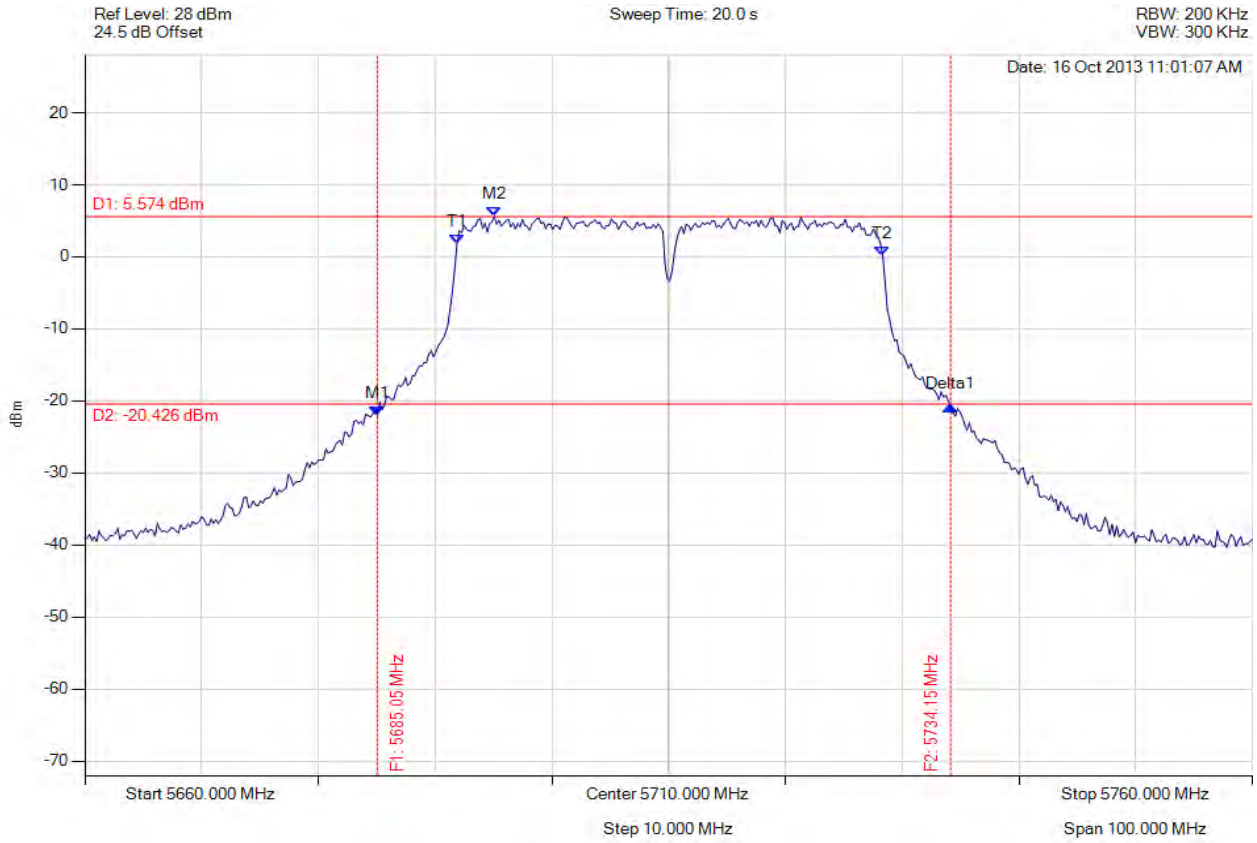

Analyser Setup	Marker : Frequency : Amplitude	Test Results
Detector = MAX PEAK Sweep Count = 0 RF Atten (dB) = 20 Trace Mode = VIEW	M1 : 5685.050 MHz : -21.987 dBm M2 : 5695.070 MHz : 5.574 dBm Delta1 : 49.098 MHz : 1.265 dB T1 : 5691.864 MHz : 1.746 dBm T2 : 5728.337 MHz : 0.142 dBm OBW : 36.473 MHz	Measured 26 dB Bandwidth: 49.098 MHz Measured 99% Bandwidth: 36.473 MHz

Back to the Matrix

26 dB & 99% BANDWIDTH

Variant: 802.11n HT-40, Channel: 5670.00 MHz, Chain c, Temp: Ambient, Voltage: 5 Vdc

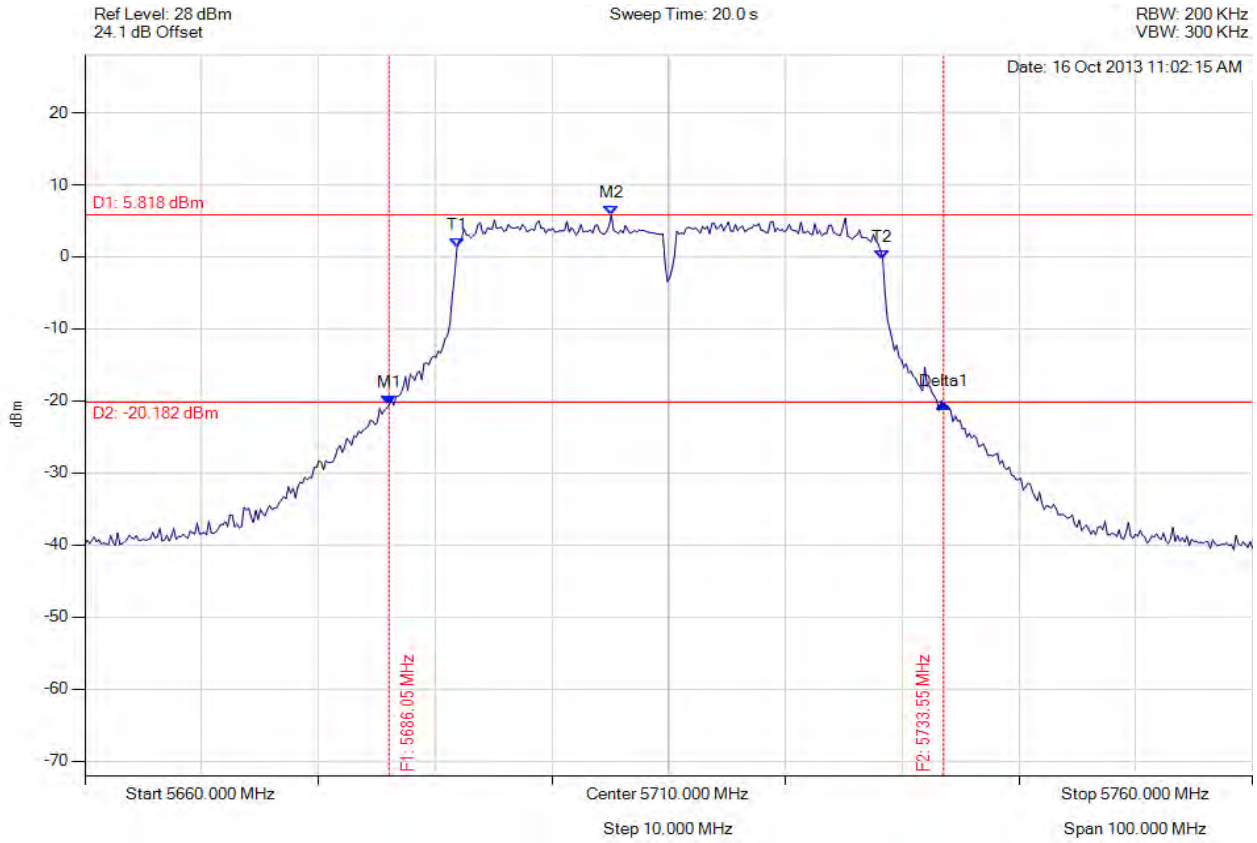

Analyser Setup	Marker : Frequency : Amplitude	Test Results
Detector = MAX PEAK Sweep Count = 0 RF Atten (dB) = 20 Trace Mode = VIEW	M1 : 5686.052 MHz : -20.574 dBm M2 : 5705.090 MHz : 5.818 dBm Delta1 : 47.495 MHz : 0.222 dB T1 : 5691.864 MHz : 1.246 dBm T2 : 5728.337 MHz : -0.361 dBm OBW : 36.473 MHz	Measured 26 dB Bandwidth: 47.495 MHz Measured 99% Bandwidth: 36.473 MHz

Back to the Matrix

26 dB & 99% BANDWIDTH

Variant: 802.11ac-40, Channel: 5510.00 MHz, Chain a, Temp: Ambient, Voltage: 5 Vdc

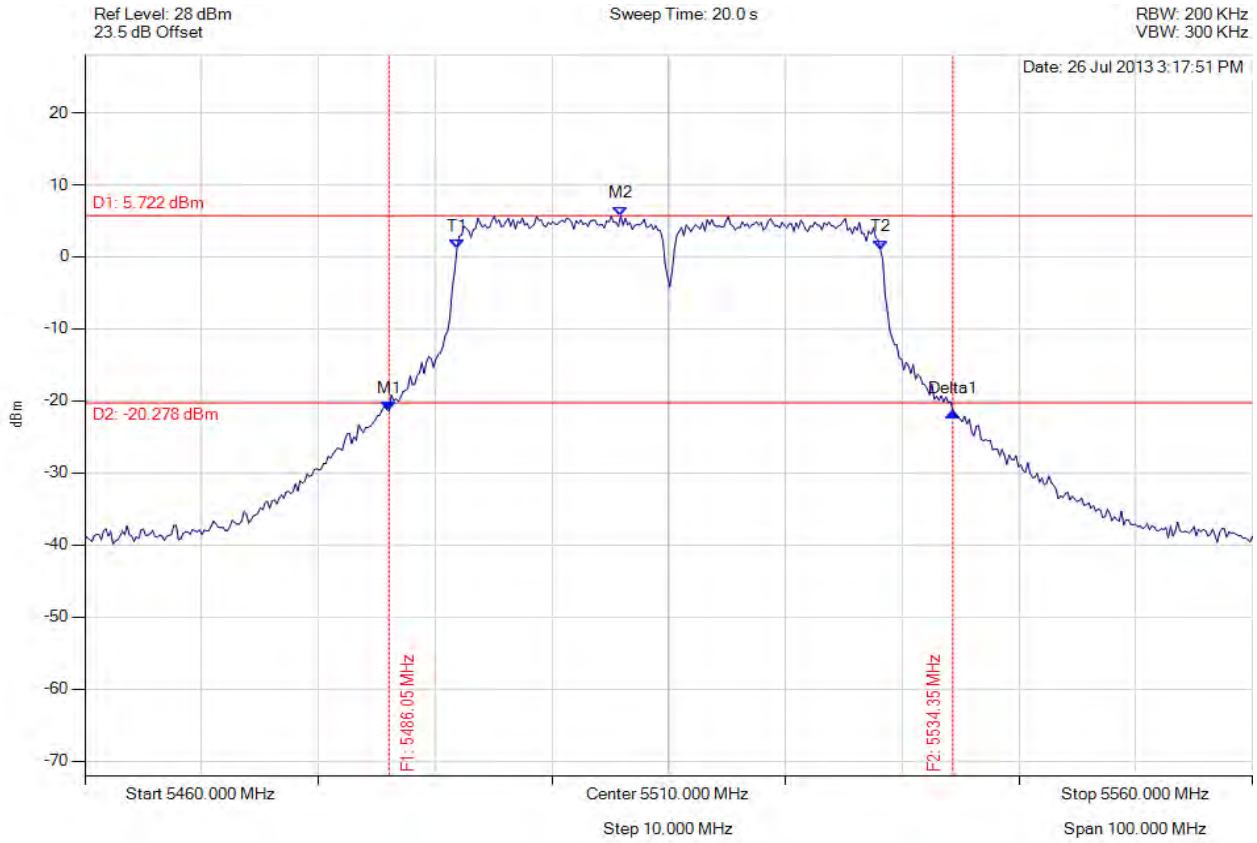

Analyser Setup	Marker : Frequency : Amplitude	Test Results
Detector = MAX PEAK Sweep Count = 0 RF Atten (dB) = 20 Trace Mode = VIEW	M1 : 5486.052 MHz : -21.410 dBm M2 : 5505.892 MHz : 5.722 dBm Delta1 : 48.297 MHz : -0.055 dB T1 : 5491.864 MHz : 1.108 dBm T2 : 5528.136 MHz : 1.047 dBm OBW : 36.273 MHz	Measured 26 dB Bandwidth: 48.297 MHz Measured 99% Bandwidth: 36.273 MHz

Back to the Matrix

26 dB & 99% BANDWIDTH

Variant: 802.11ac-40, Channel: 5510.00 MHz, Chain b, Temp: Ambient, Voltage: 5 Vdc

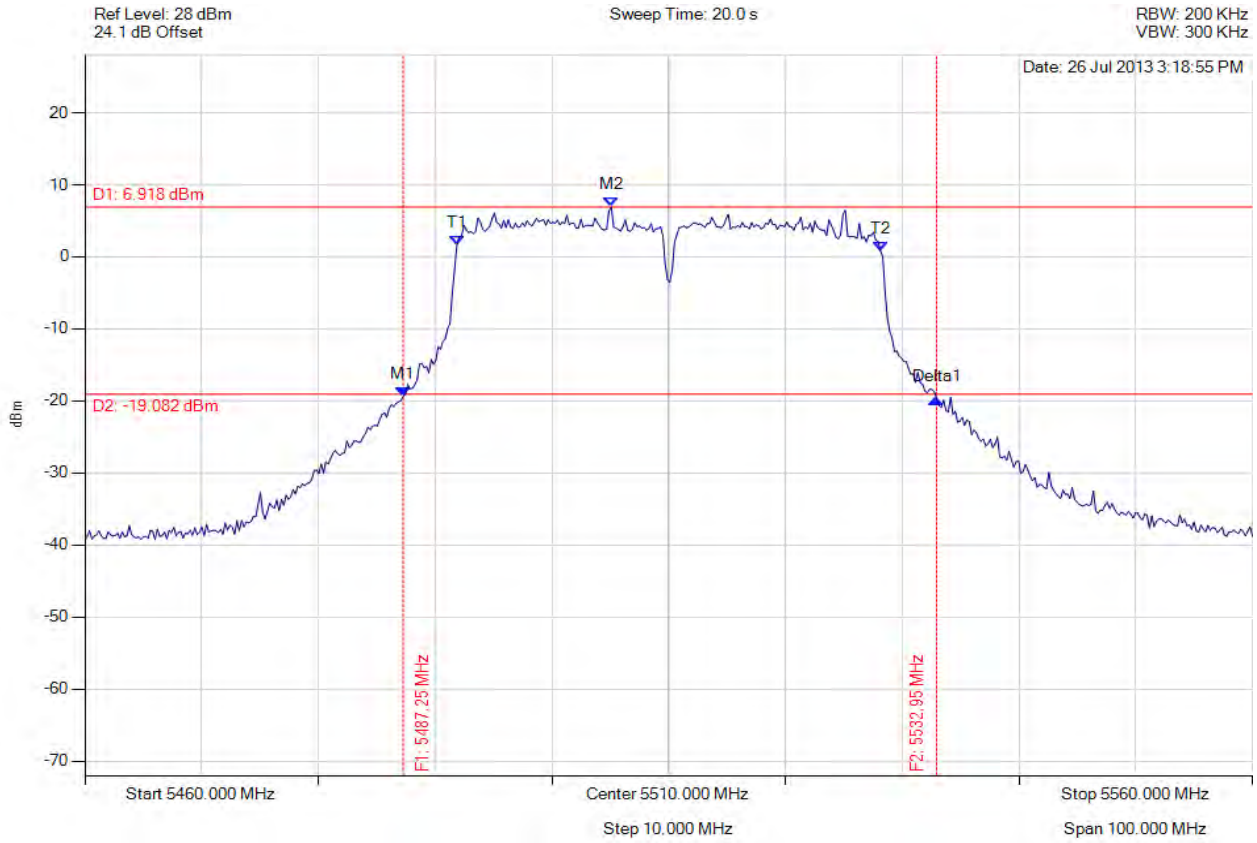

Analyser Setup	Marker : Frequency : Amplitude	Test Results
Detector = MAX PEAK Sweep Count = 0 RF Atten (dB) = 20 Trace Mode = VIEW	M1 : 5487.255 MHz : -19.398 dBm M2 : 5505.090 MHz : 6.918 dBm Delta1 : 45.691 MHz : -0.279 dB T1 : 5491.864 MHz : 1.679 dBm T2 : 5528.136 MHz : 0.854 dBm OBW : 36.273 MHz	Measured 26 dB Bandwidth: 45.691 MHz Measured 99% Bandwidth: 36.273 MHz

Back to the Matrix

26 dB & 99% BANDWIDTH

Variant: 802.11ac-40, Channel: 5510.00 MHz, Chain c, Temp: Ambient, Voltage: 5 Vdc

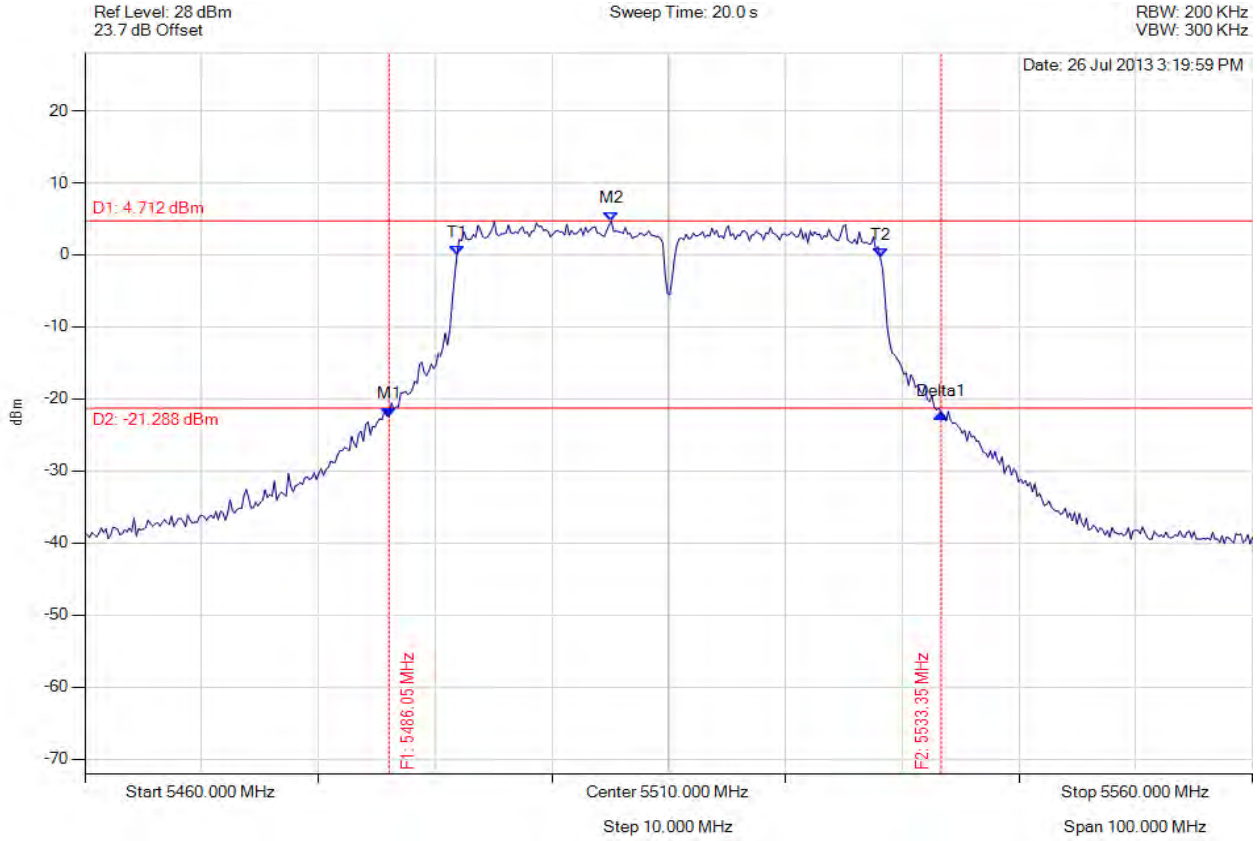

Analyser Setup	Marker : Frequency : Amplitude	Test Results
Detector = MAX PEAK Sweep Count = 0 RF Atten (dB) = 20 Trace Mode = VIEW	M1 : 5486.052 MHz : -22.467 dBm M2 : 5505.090 MHz : 4.712 dBm Delta1 : 47.295 MHz : 0.340 dB T1 : 5491.864 MHz : -0.027 dBm T2 : 5528.136 MHz : -0.434 dBm OBW : 36.273 MHz	Measured 26 dB Bandwidth: 47.295 MHz Measured 99% Bandwidth: 36.273 MHz

Back to the Matrix

26 dB & 99% BANDWIDTH

Variant: 802.11ac-40, Channel: 5550.00 MHz, Chain a, Temp: Ambient, Voltage: 5 Vdc

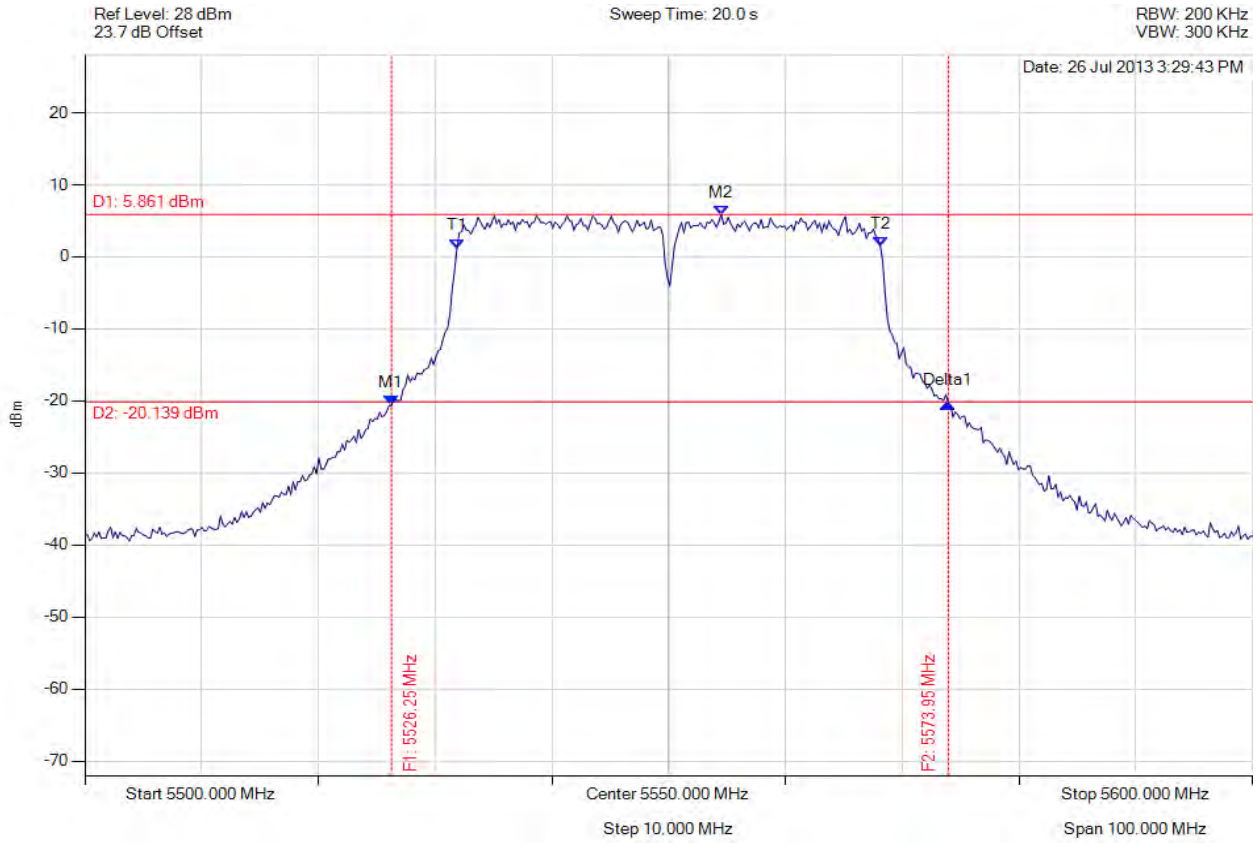

Analyser Setup	Marker : Frequency : Amplitude	Test Results
Detector = MAX PEAK Sweep Count = 0 RF Atten (dB) = 20 Trace Mode = VIEW	M1 : 5526.253 MHz : -20.617 dBm M2 : 5554.509 MHz : 5.861 dBm Delta1 : 47.695 MHz : 0.315 dB T1 : 5531.864 MHz : 1.212 dBm T2 : 5568.136 MHz : 1.474 dBm OBW : 36.273 MHz	Measured 26 dB Bandwidth: 47.695 MHz Measured 99% Bandwidth: 36.273 MHz

Back to the Matrix

26 dB & 99% BANDWIDTH

Variant: 802.11ac-40, Channel: 5550.00 MHz, Chain b, Temp: Ambient, Voltage: 5 Vdc

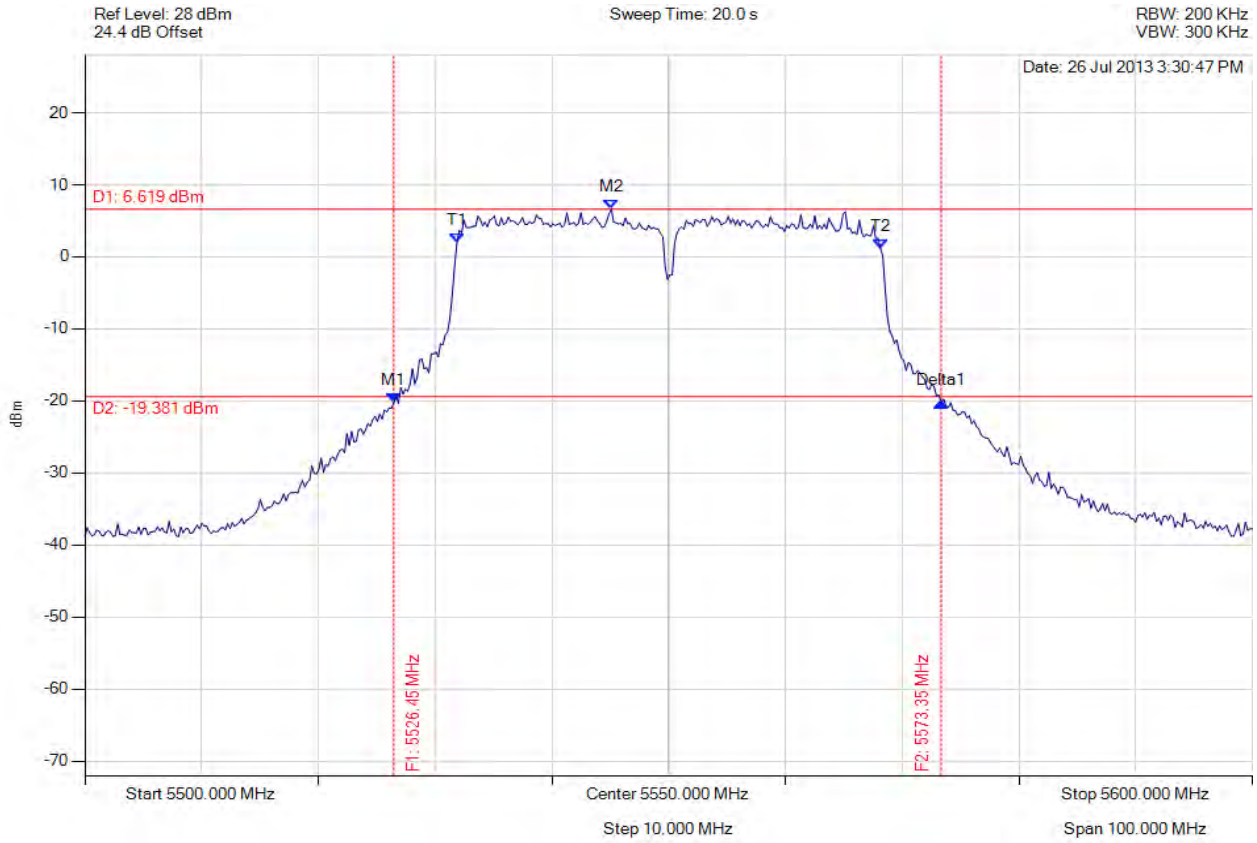

Analyser Setup	Marker : Frequency : Amplitude	Test Results
Detector = MAX PEAK Sweep Count = 0 RF Atten (dB) = 20 Trace Mode = VIEW	M1 : 5526.453 MHz : -20.271 dBm M2 : 5545.090 MHz : 6.619 dBm Delta1 : 46.894 MHz : 0.063 dB T1 : 5531.864 MHz : 1.992 dBm T2 : 5568.136 MHz : 1.203 dBm OBW : 36.273 MHz	Measured 26 dB Bandwidth: 46.894 MHz Measured 99% Bandwidth: 36.273 MHz

Back to the Matrix

26 dB & 99% BANDWIDTH

Variant: 802.11ac-40, Channel: 5550.00 MHz, Chain c, Temp: Ambient, Voltage: 5 Vdc

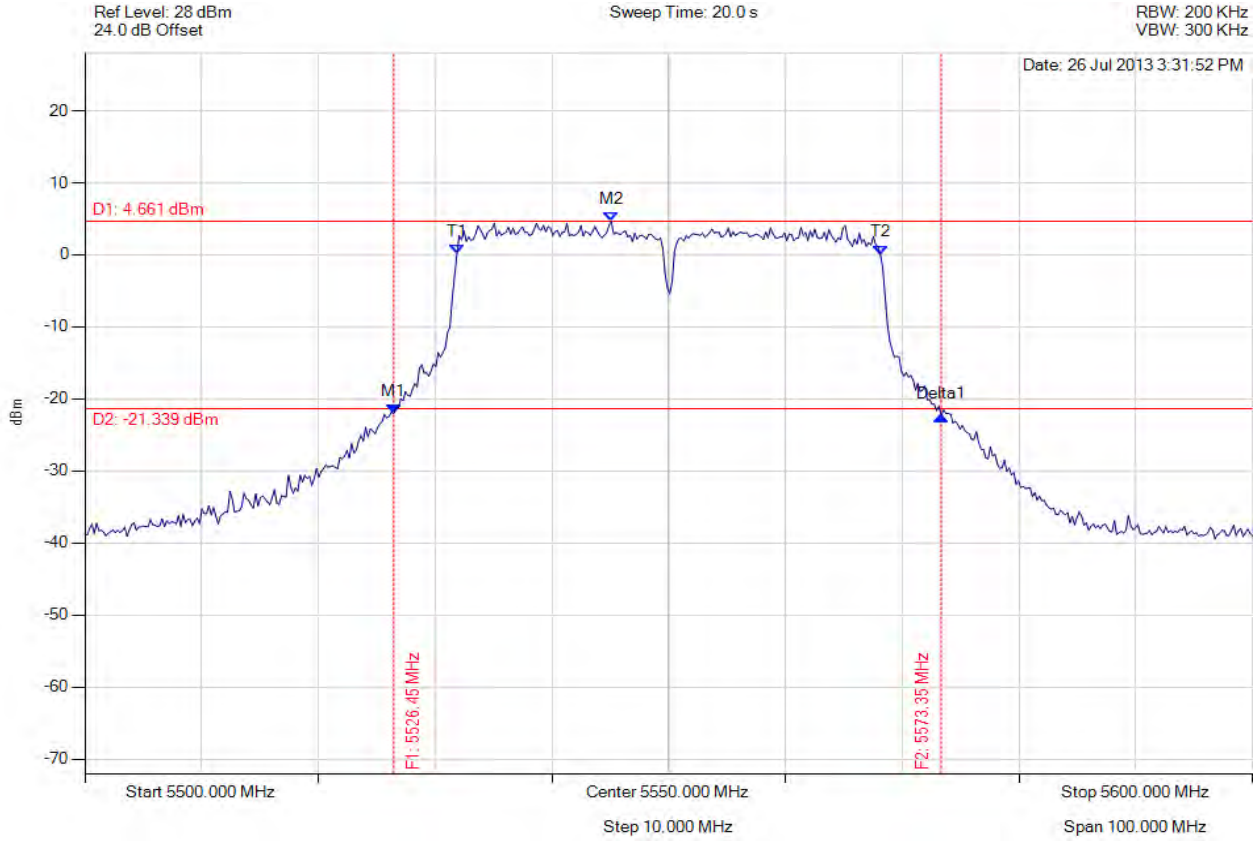

Analyser Setup	Marker : Frequency : Amplitude	Test Results
Detector = MAX PEAK Sweep Count = 0 RF Atten (dB) = 20 Trace Mode = VIEW	M1 : 5526.453 MHz : -22.026 dBm M2 : 5545.090 MHz : 4.661 dBm Delta1 : 46.894 MHz : -0.305 dB T1 : 5531.864 MHz : 0.134 dBm T2 : 5568.136 MHz : 0.048 dBm OBW : 36.273 MHz	Measured 26 dB Bandwidth: 46.894 MHz Measured 99% Bandwidth: 36.273 MHz

Back to the Matrix

26 dB & 99% BANDWIDTH

Variant: 802.11ac-40, Channel: 5670.00 MHz, Chain a, Temp: Ambient, Voltage: 5 Vdc

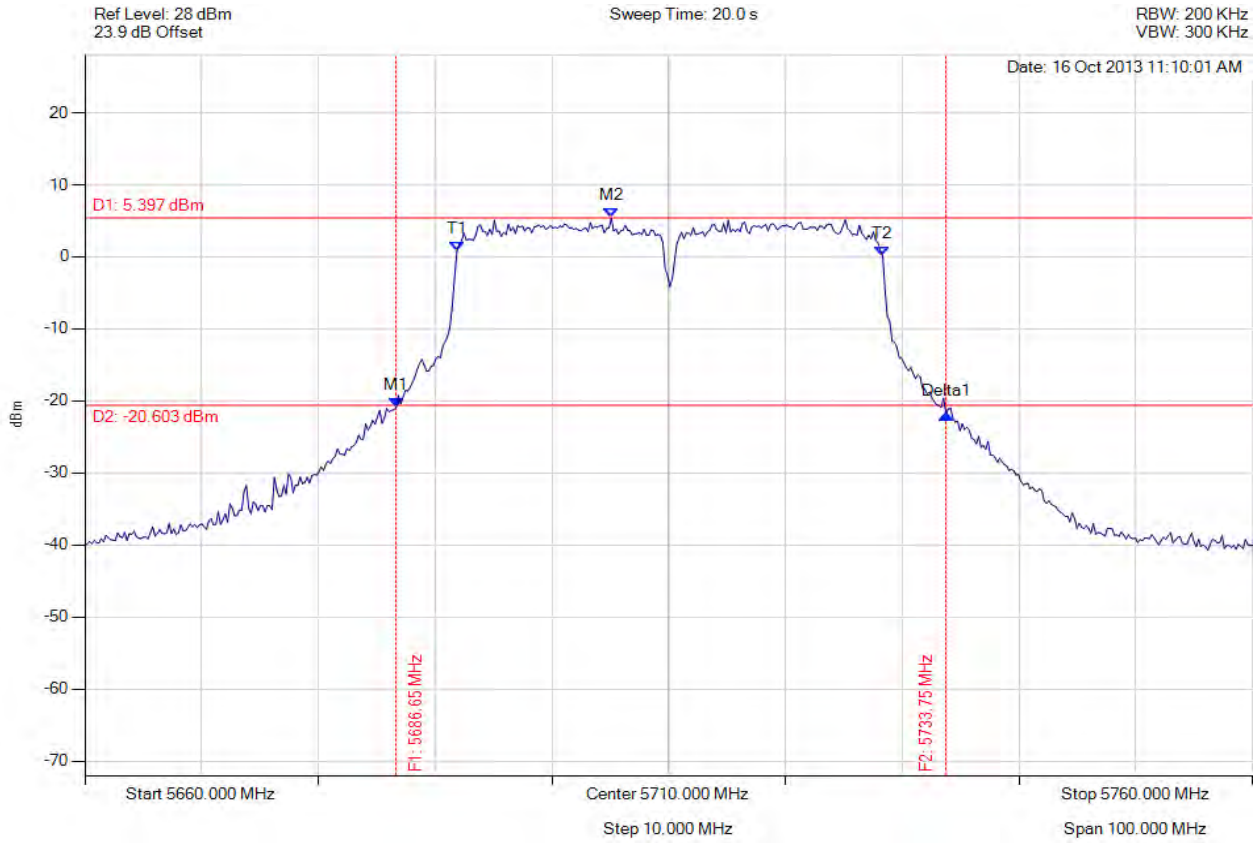

Analyser Setup	Marker : Frequency : Amplitude	Test Results
Detector = MAX PEAK Sweep Count = 0 RF Atten (dB) = 20 Trace Mode = VIEW	M1 : 5686.653 MHz : -20.916 dBm M2 : 5705.090 MHz : 5.397 dBm Delta1 : 47.094 MHz : -0.885 dB T1 : 5691.864 MHz : 0.766 dBm T2 : 5728.337 MHz : 0.069 dBm OBW : 36.473 MHz	Measured 26 dB Bandwidth: 47.094 MHz Measured 99% Bandwidth: 36.473 MHz

Back to the Matrix

26 dB & 99% BANDWIDTH

Variant: 802.11ac-40, Channel: 5670.00 MHz, Chain b, Temp: Ambient, Voltage: 5 Vdc

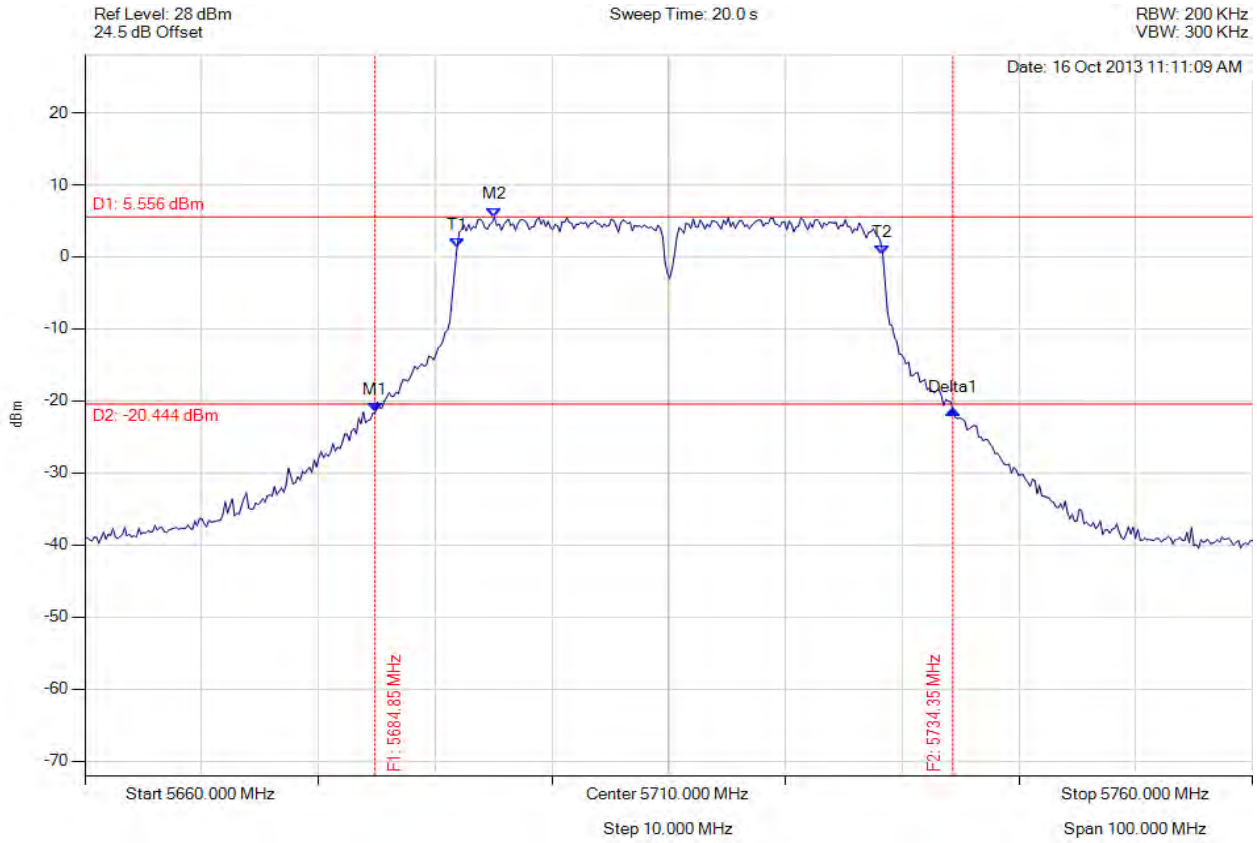

Analyser Setup	Marker : Frequency : Amplitude	Test Results
Detector = MAX PEAK Sweep Count = 0 RF Atten (dB) = 20 Trace Mode = VIEW	M1 : 5684.850 MHz : -21.627 dBm M2 : 5695.070 MHz : 5.556 dBm Delta1 : 49.499 MHz : 0.384 dB T1 : 5691.864 MHz : 1.254 dBm T2 : 5728.337 MHz : 0.329 dBm OBW : 36.473 MHz	Measured 26 dB Bandwidth: 49.499 MHz Measured 99% Bandwidth: 36.473 MHz

Back to the Matrix

26 dB & 99% BANDWIDTH

Variant: 802.11ac-40, Channel: 5670.00 MHz, Chain c, Temp: Ambient, Voltage: 5 Vdc

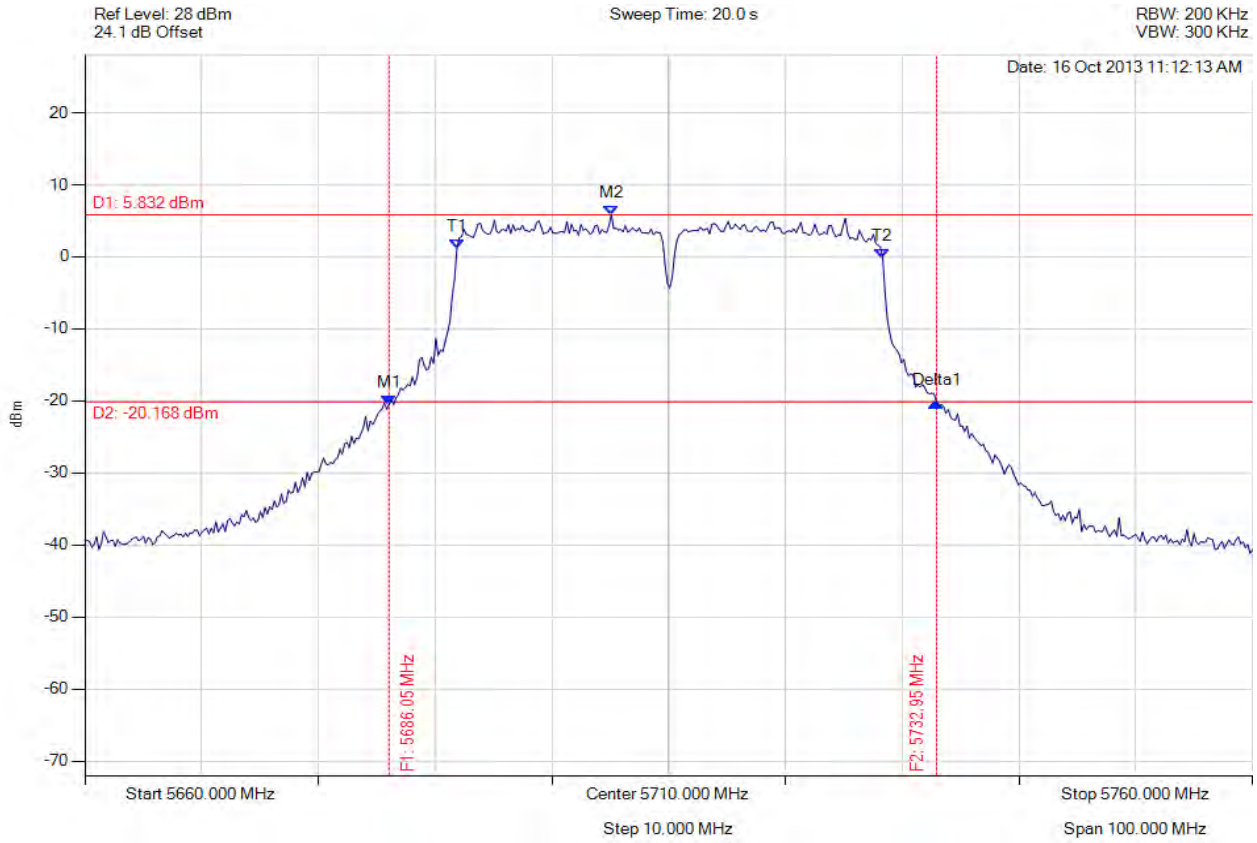

Analyser Setup	Marker : Frequency : Amplitude	Test Results
Detector = MAX PEAK Sweep Count = 0 RF Atten (dB) = 20 Trace Mode = VIEW	M1 : 5686.052 MHz : -20.497 dBm M2 : 5705.090 MHz : 5.832 dBm Delta1 : 46.894 MHz : 0.270 dB T1 : 5691.864 MHz : 1.183 dBm T2 : 5728.337 MHz : -0.265 dBm OBW : 36.473 MHz	Measured 26 dB Bandwidth: 46.894 MHz Measured 99% Bandwidth: 36.473 MHz

Back to the Matrix

26 dB & 99% BANDWIDTH

Variant: 802.11ac-80, Channel: 5530.00 MHz, Chain a, Temp: Ambient, Voltage: 5 Vdc

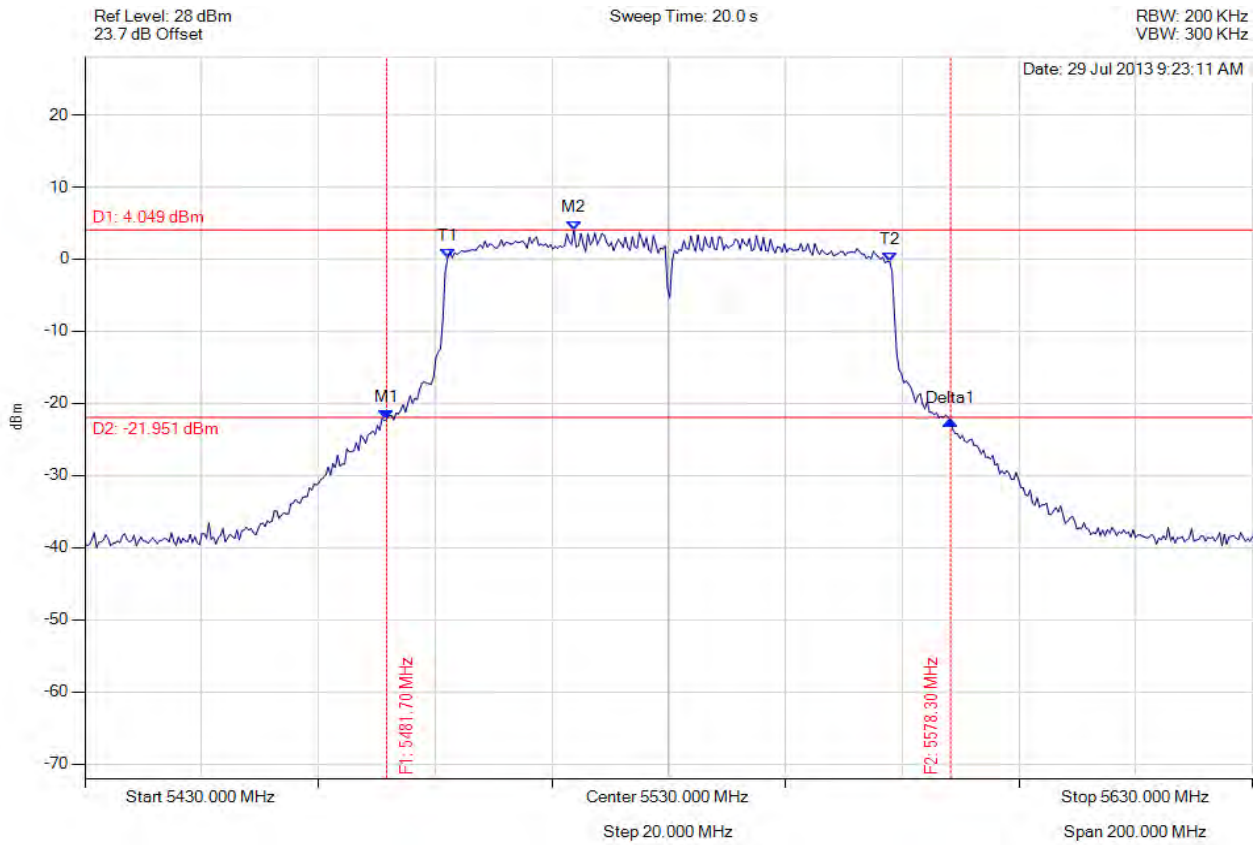

Analyser Setup	Marker : Frequency : Amplitude	Test Results
Detector = MAX PEAK Sweep Count = 0 RF Atten (dB) = 20 Trace Mode = VIEW	M1 : 5481.703 MHz : -22.187 dBm M2 : 5513.768 MHz : 4.049 dBm Delta1 : 96.593 MHz : -0.238 dB T1 : 5492.124 MHz : 0.123 dBm T2 : 5567.876 MHz : -0.367 dBm OBW : 75.752 MHz	Measured 26 dB Bandwidth: 96.593 MHz Measured 99% Bandwidth: 75.752 MHz

Back to the Matrix

26 dB & 99% BANDWIDTH

Variant: 802.11ac-80, Channel: 5530.00 MHz, Chain b, Temp: Ambient, Voltage: 5 Vdc

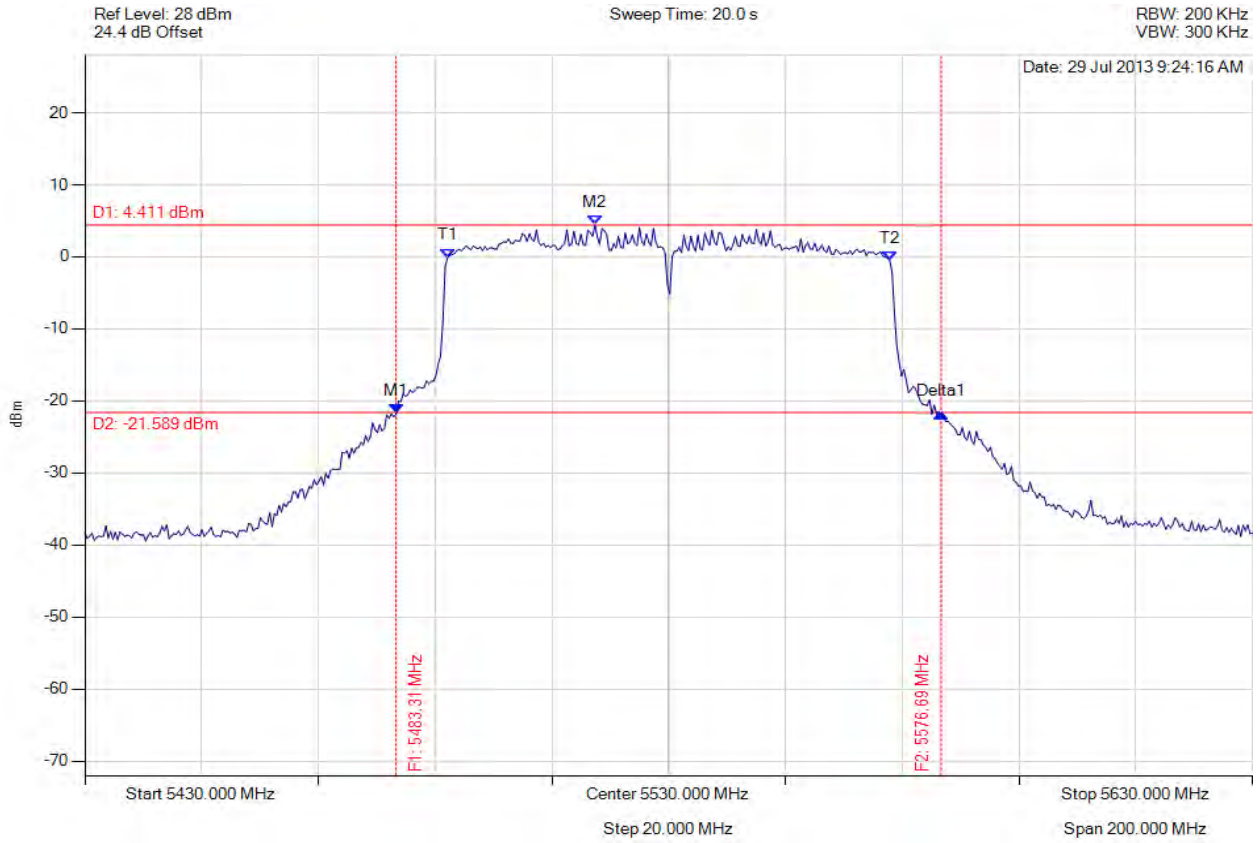

Analyser Setup	Marker : Frequency : Amplitude	Test Results
Detector = MAX PEAK Sweep Count = 0 RF Atten (dB) = 20 Trace Mode = VIEW	M1 : 5483.307 MHz : -21.794 dBm M2 : 5517.375 MHz : 4.411 dBm Delta1 : 93.387 MHz : 0.037 dB T1 : 5492.124 MHz : -0.119 dBm T2 : 5567.876 MHz : -0.499 dBm OBW : 75.752 MHz	Measured 26 dB Bandwidth: 93.387 MHz Measured 99% Bandwidth: 75.752 MHz

Back to the Matrix

26 dB & 99% BANDWIDTH

Variant: 802.11ac-80, Channel: 5530.00 MHz, Chain c, Temp: Ambient, Voltage: 5 Vdc

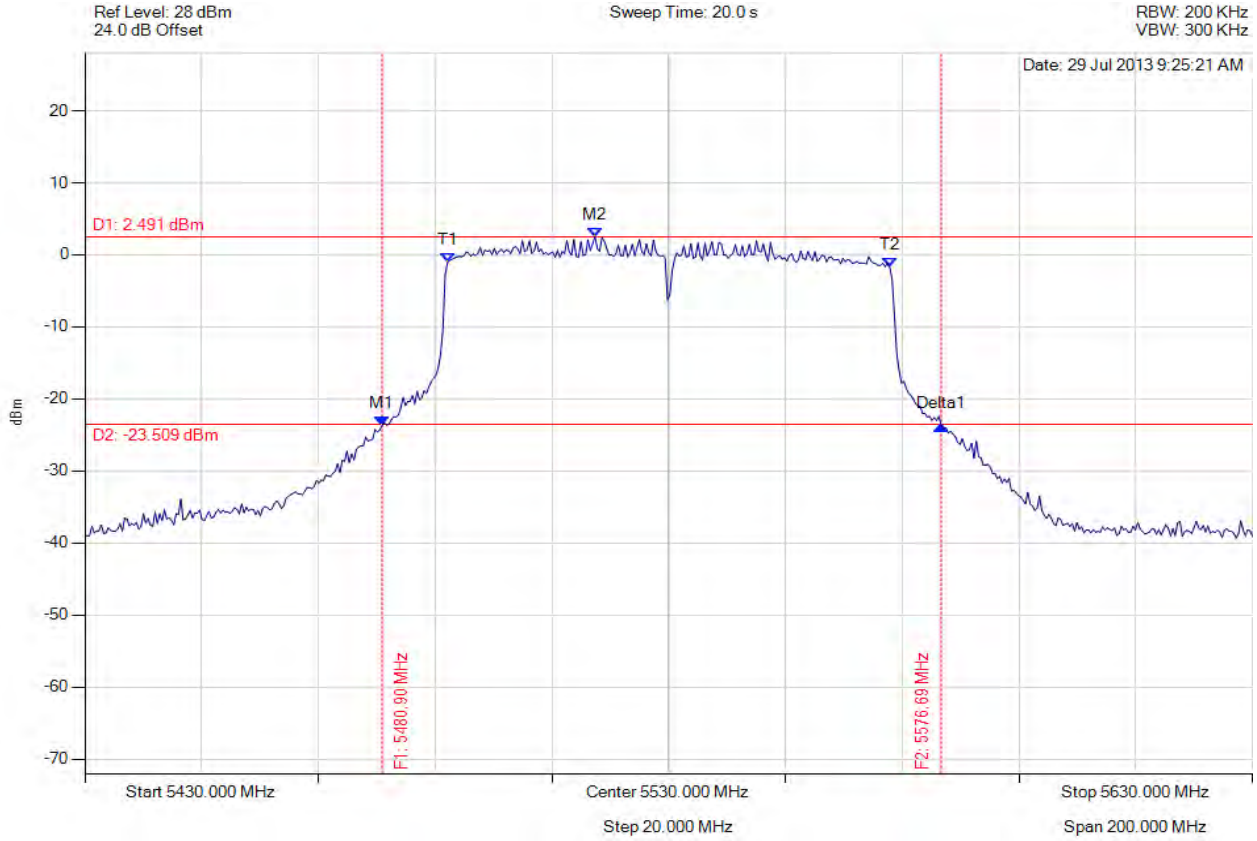

Analyser Setup	Marker : Frequency : Amplitude	Test Results
Detector = MAX PEAK Sweep Count = 0 RF Atten (dB) = 20 Trace Mode = VIEW	M1 : 5480.902 MHz : -23.761 dBm M2 : 5517.375 MHz : 2.491 dBm Delta1 : 95.792 MHz : 0.012 dB T1 : 5492.124 MHz : -1.050 dBm T2 : 5567.876 MHz : -1.742 dBm OBW : 75.752 MHz	Measured 26 dB Bandwidth: 95.792 MHz Measured 99% Bandwidth: 75.752 MHz

Back to the Matrix

26 dB & 99% BANDWIDTH

Variant: 802.11ac-80, Channel: 5690.00 MHz, Chain a, Temp: Ambient, Voltage: 5 Vdc

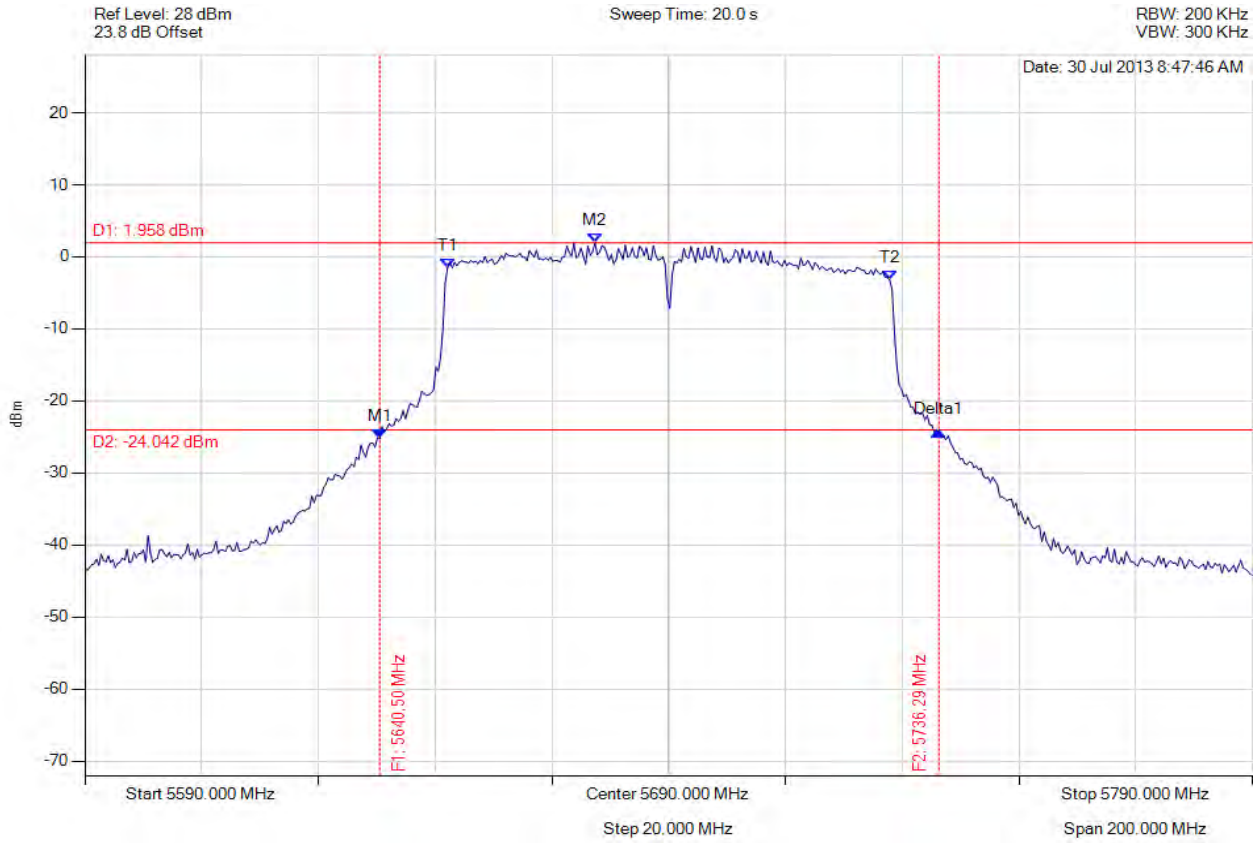

Analyser Setup	Marker : Frequency : Amplitude	Test Results
Detector = MAX PEAK Sweep Count = 0 RF Atten (dB) = 20 Trace Mode = VIEW	M1 : 5640.501 MHz : -25.258 dBm M2 : 5677.375 MHz : 1.958 dBm Delta1 : 95.792 MHz : 0.994 dB T1 : 5652.124 MHz : -1.504 dBm T2 : 5727.876 MHz : -3.234 dBm OBW : 75.752 MHz	Measured 26 dB Bandwidth: 95.792 MHz Measured 99% Bandwidth: 75.752 MHz

Back to the Matrix

26 dB & 99% BANDWIDTH

Variant: 802.11ac-80, Channel: 5690.00 MHz, Chain b, Temp: Ambient, Voltage: 5 Vdc

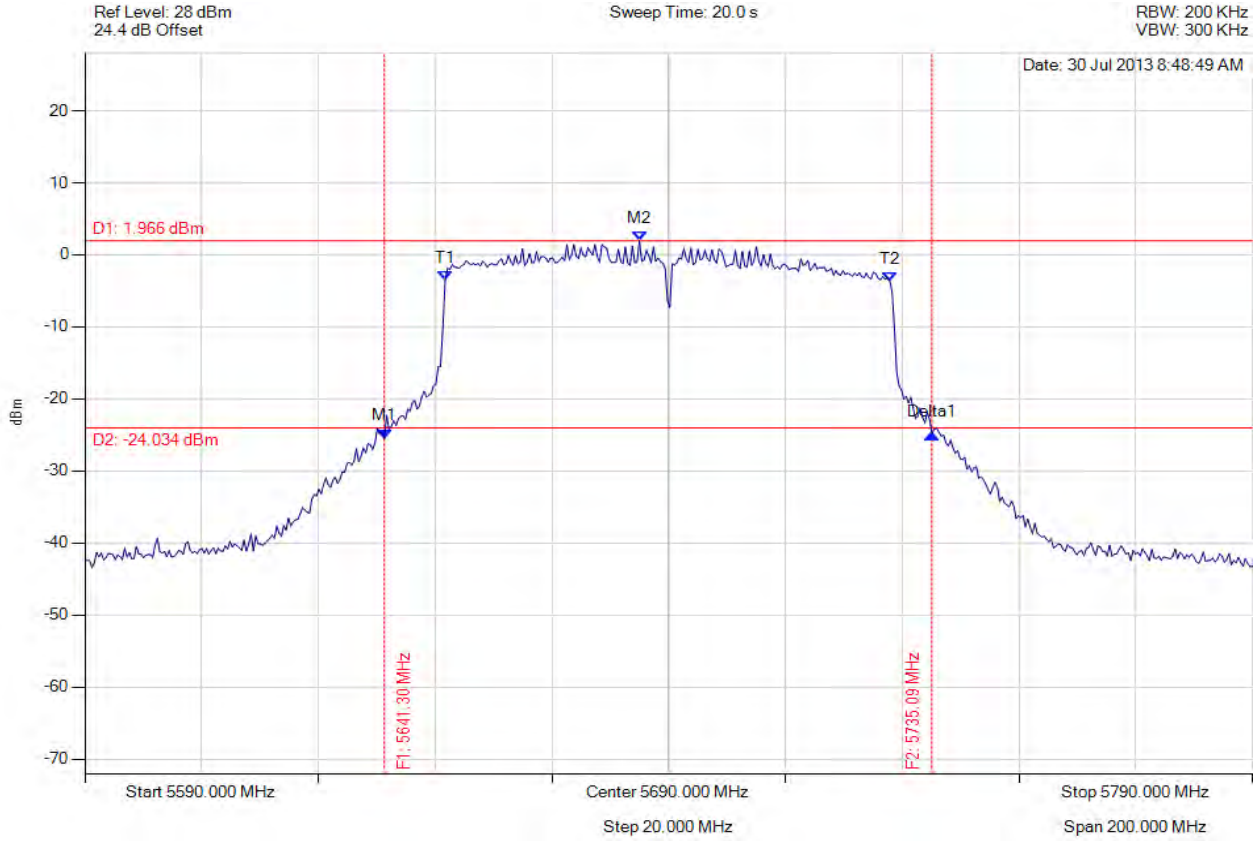

Analyser Setup	Marker : Frequency : Amplitude	Test Results
Detector = MAX PEAK Sweep Count = 0 RF Atten (dB) = 20 Trace Mode = VIEW	M1 : 5641.303 MHz : -25.467 dBm M2 : 5684.990 MHz : 1.966 dBm Delta1 : 93.788 MHz : 0.643 dB T1 : 5651.723 MHz : -3.606 dBm T2 : 5727.876 MHz : -3.635 dBm OBW : 76.152 MHz	Measured 26 dB Bandwidth: 93.788 MHz Measured 99% Bandwidth: 76.152 MHz

Back to the Matrix

26 dB & 99% BANDWIDTH

Variant: 802.11ac-80, Channel: 5690.00 MHz, Chain c, Temp: Ambient, Voltage: 5 Vdc

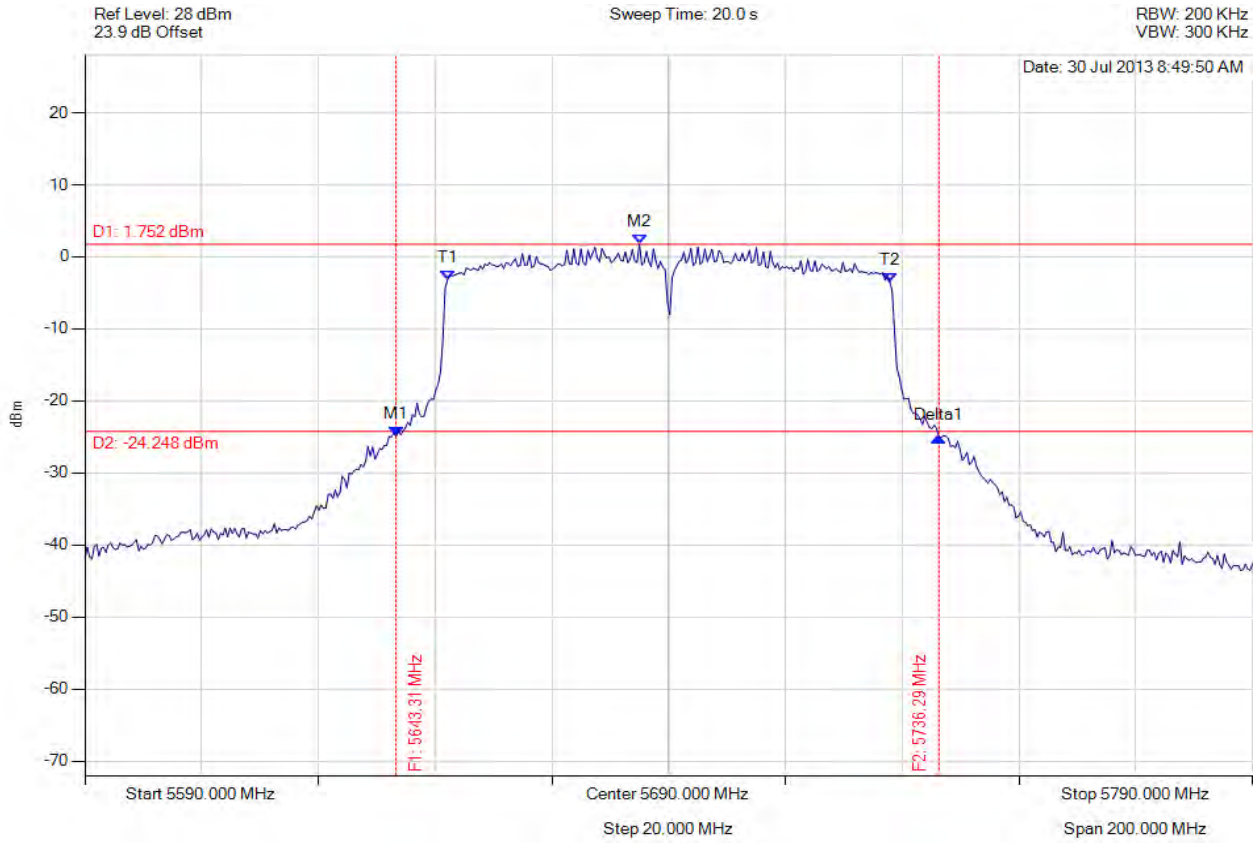

Analyser Setup	Marker : Frequency : Amplitude	Test Results
Detector = MAX PEAK Sweep Count = 0 RF Atten (dB) = 20 Trace Mode = VIEW	M1 : 5643.307 MHz : -24.877 dBm M2 : 5684.990 MHz : 1.752 dBm Delta1 : 92.986 MHz : -0.159 dB T1 : 5652.124 MHz : -3.167 dBm T2 : 5727.876 MHz : -3.468 dBm OBW : 75.752 MHz	Measured 26 dB Bandwidth: 92.986 MHz Measured 99% Bandwidth: 75.752 MHz

Back to the Matrix

A.1.2. Peak Power Spectral Density

PEAK POWER SPECTRAL DENSITY

Variant: 802.11a, Channel: 5180.00 MHz, Chain a, Temp: Ambient, Voltage: 5 Vdc

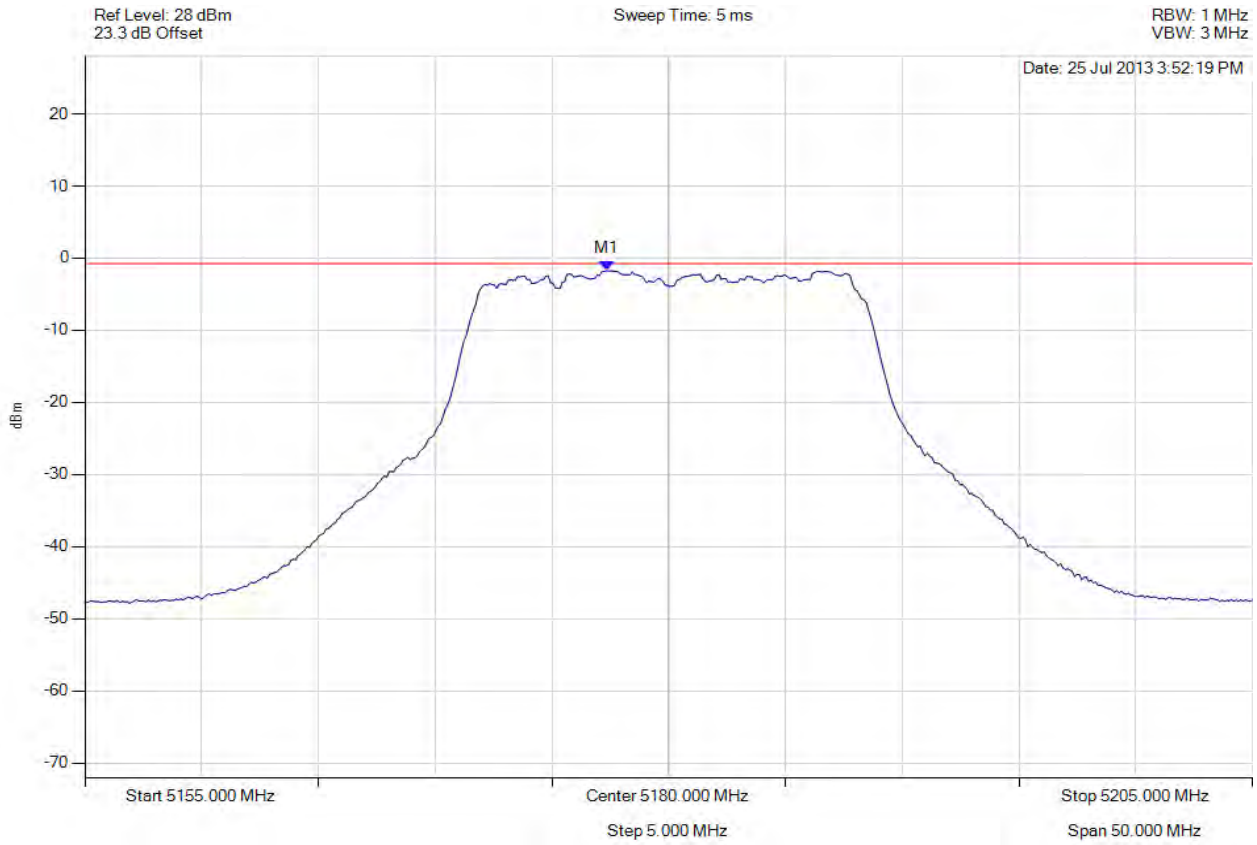

Analyser Setup	Marker : Frequency : Amplitude	Test Results
Detector = RMS Sweep Count = 100 RF Atten (dB) = 20 Trace Mode = VIEW	M1 : 5177.345 MHz : -1.745 dBm	Limit: ≤ -2.171 dBm Margin: -0.43 dB

Back to the Matrix

PEAK POWER SPECTRAL DENSITY

Variant: 802.11a, Channel: 5180.00 MHz, Chain b, Temp: Ambient, Voltage: 5 Vdc

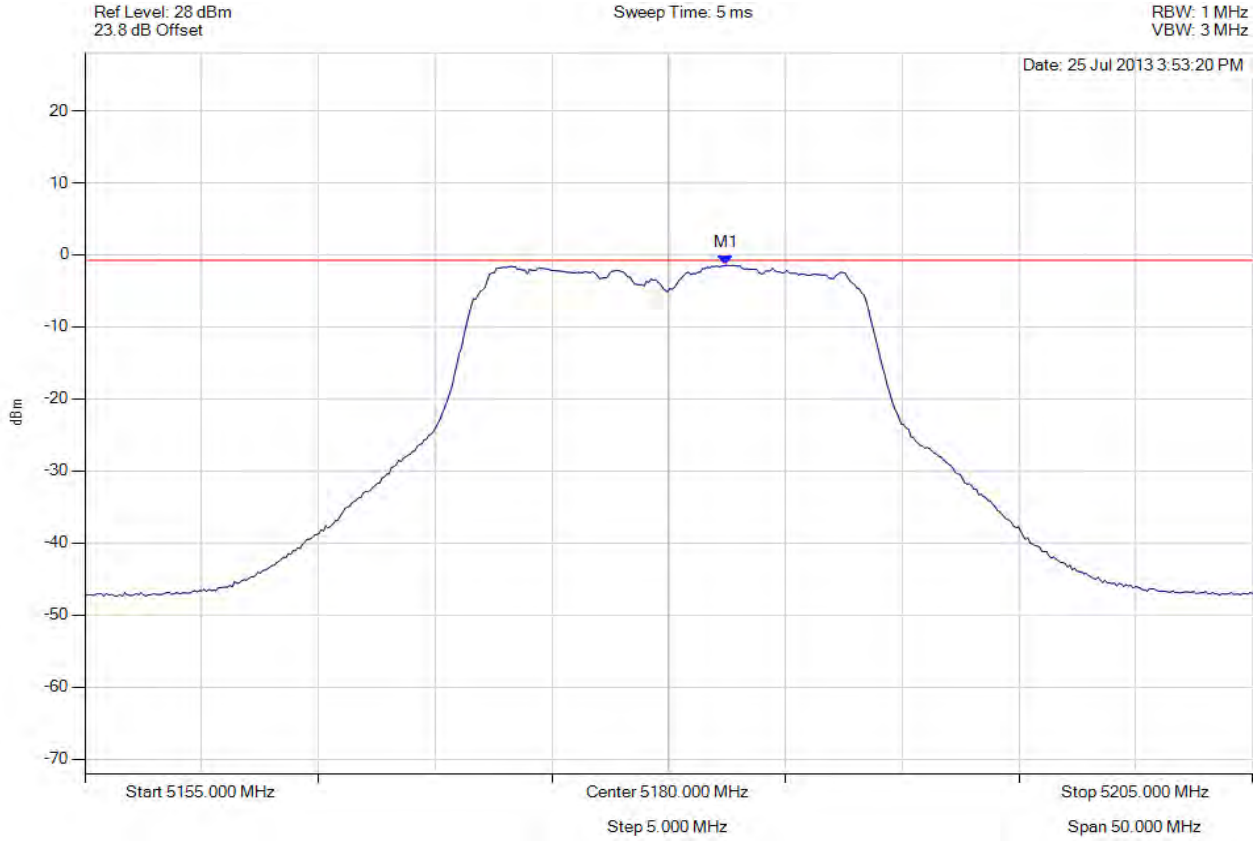

Analyser Setup	Marker : Frequency : Amplitude	Test Results
Detector = RMS Sweep Count = 100 RF Atten (dB) = 20 Trace Mode = VIEW	M1 : 5182.455 MHz : -1.442 dBm	Limit: ≤ -2.171 dBm Margin: -0.73 dB

Back to the Matrix

PEAK POWER SPECTRAL DENSITY

Variant: 802.11a, Channel: 5180.00 MHz, Chain c, Temp: Ambient, Voltage: 5 Vdc

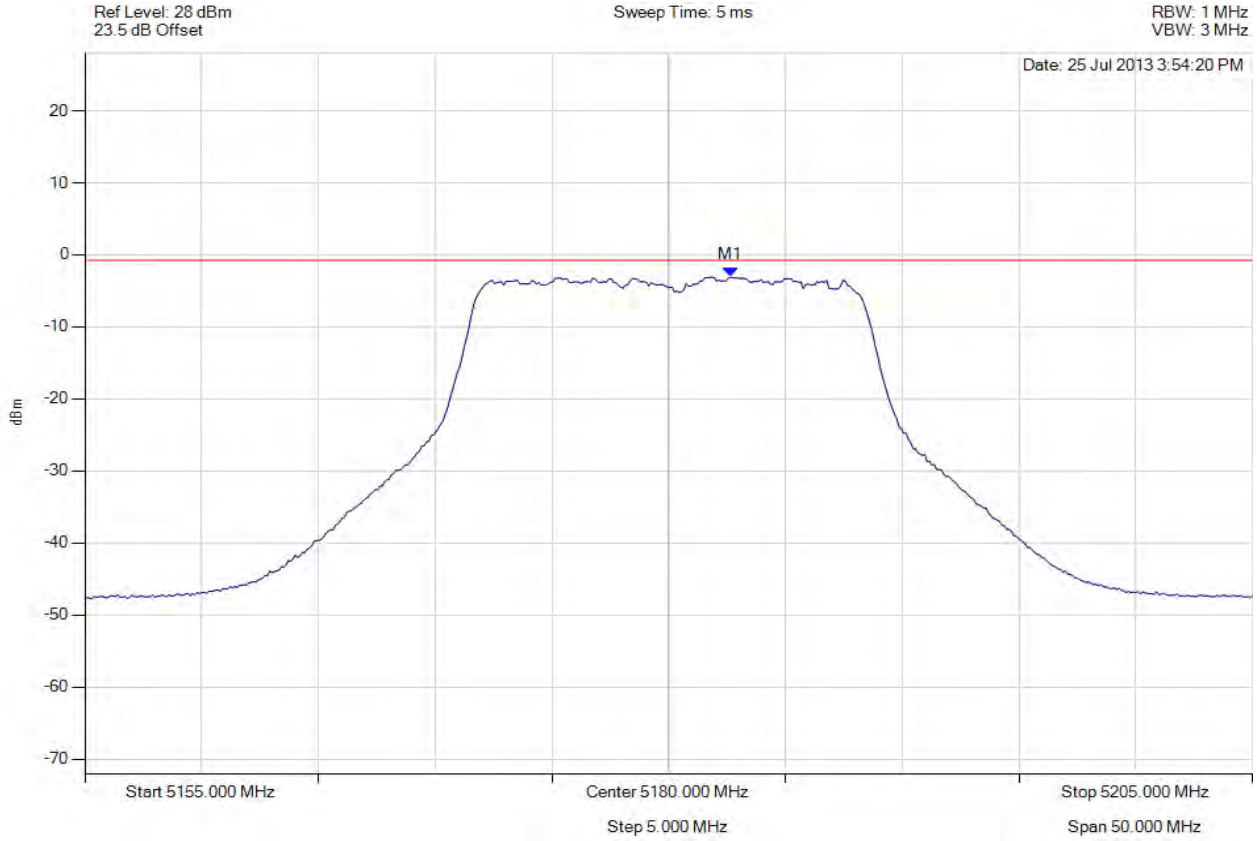

Analyser Setup	Marker : Frequency : Amplitude	Test Results
Detector = RMS Sweep Count = 100 RF Atten (dB) = 20 Trace Mode = VIEW	M1 : 5182.655 MHz : -3.100 dBm	Limit: ≤ -2.171 dBm Margin: 0.93 dB

Back to the Matrix

PEAK POWER SPECTRAL DENSITY

Variant: 802.11a, Channel: 5200.00 MHz, Chain a, Temp: Ambient, Voltage: 5 Vdc

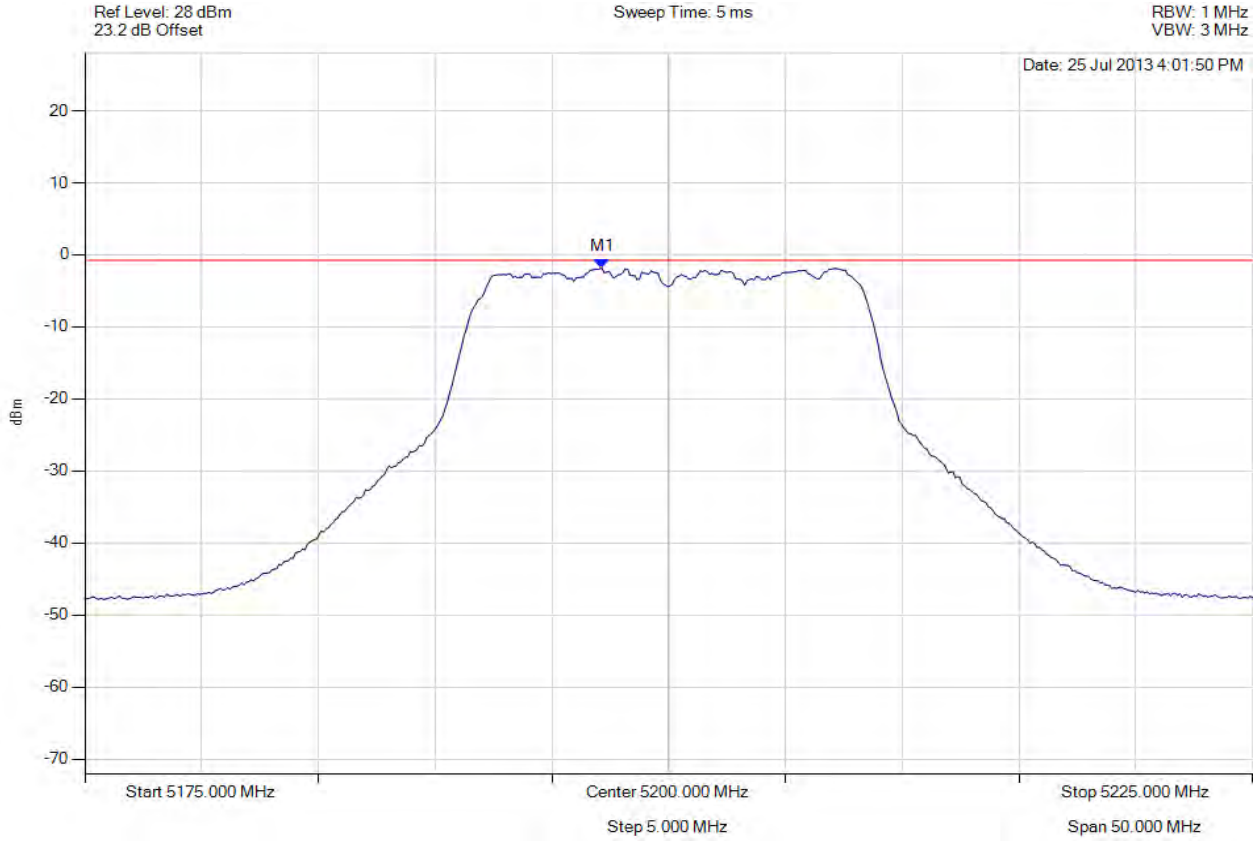

Analyser Setup	Marker : Frequency : Amplitude	Test Results
Detector = RMS Sweep Count = 100 RF Atten (dB) = 20 Trace Mode = VIEW	M1 : 5197.144 MHz : -1.855 dBm	Limit: ≤ -2.171 dBm Margin: -0.32 dB

Back to the Matrix

PEAK POWER SPECTRAL DENSITY

Variant: 802.11a, Channel: 5200.00 MHz, Chain b, Temp: Ambient, Voltage: 5 Vdc

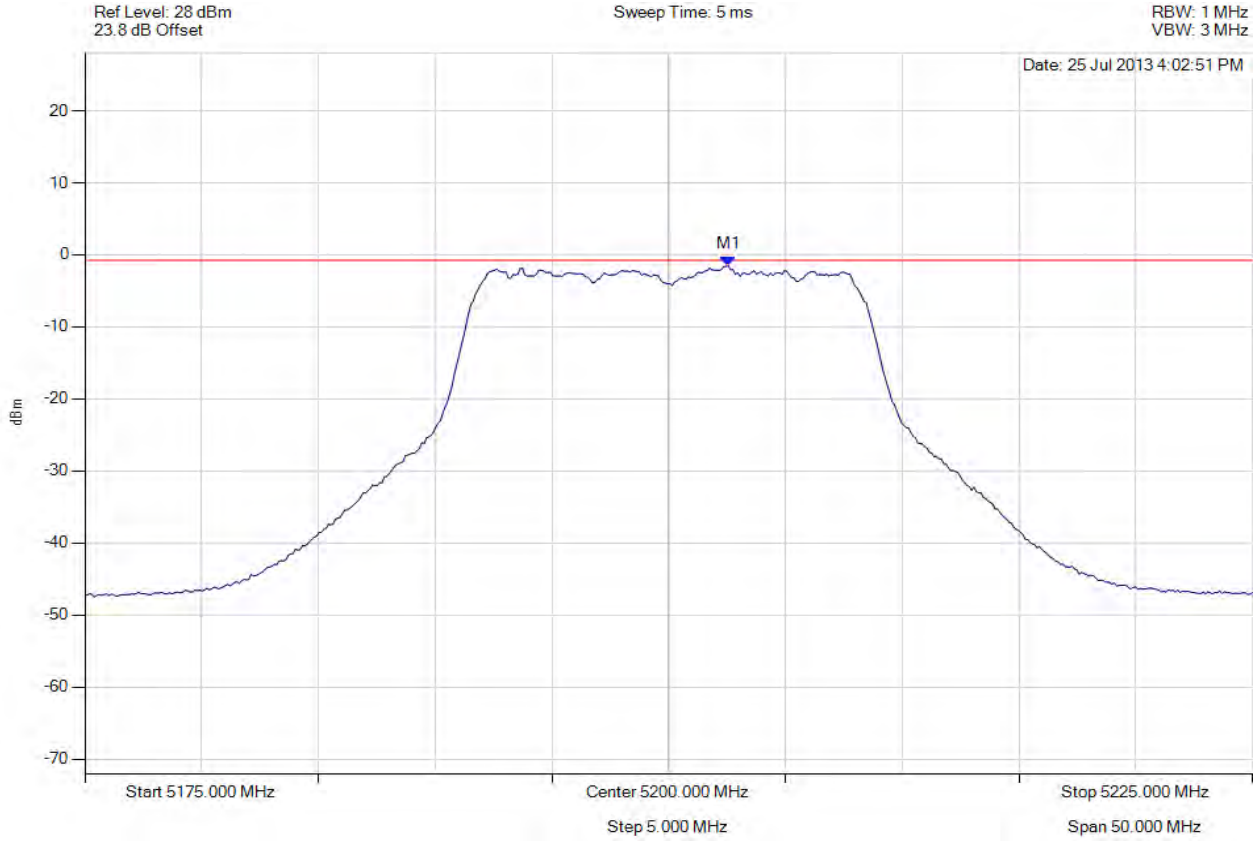

Analyser Setup	Marker : Frequency : Amplitude	Test Results
Detector = RMS Sweep Count = 100 RF Atten (dB) = 20 Trace Mode = VIEW	M1 : 5202.555 MHz : -1.551 dBm	Limit: ≤ -2.171 dBm Margin: -0.62 dB

Back to the Matrix

PEAK POWER SPECTRAL DENSITY

Variant: 802.11a, Channel: 5200.00 MHz, Chain c, Temp: Ambient, Voltage: 5 Vdc

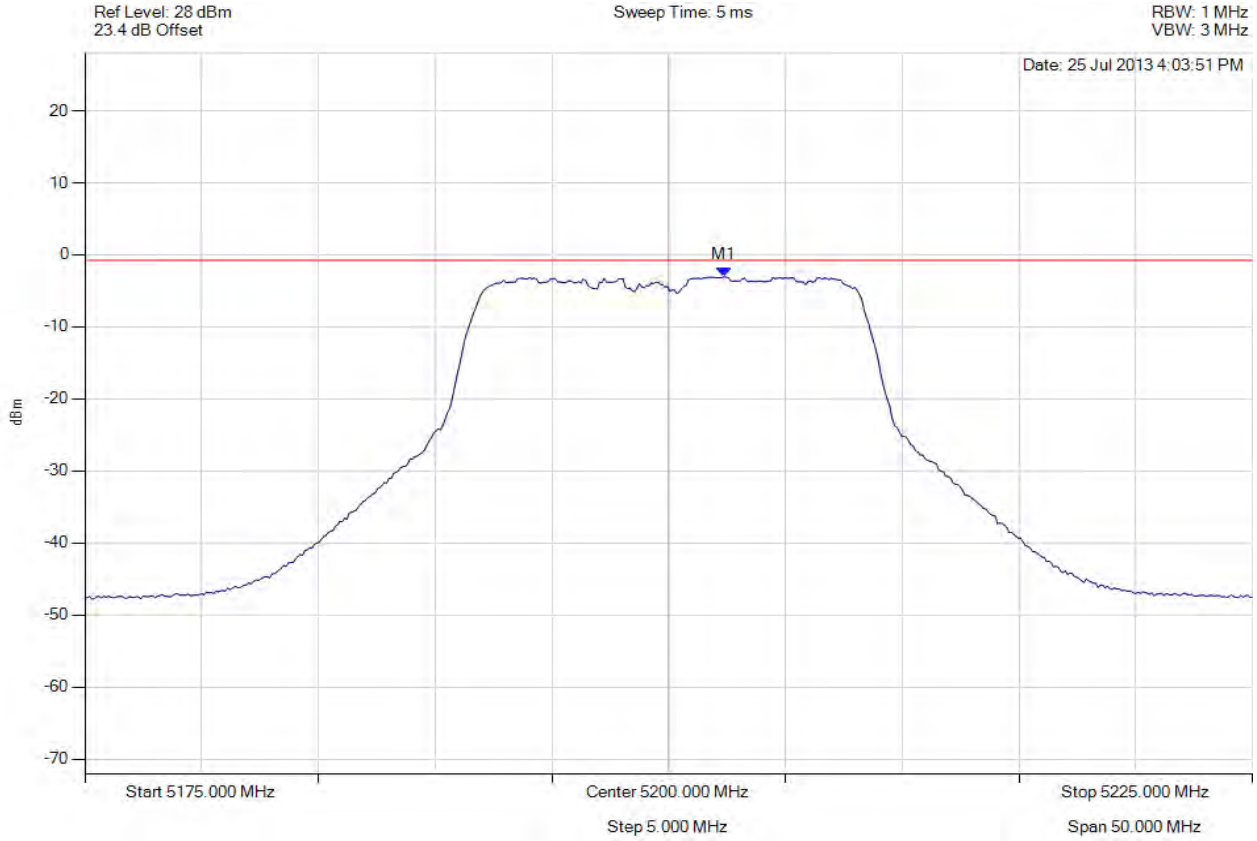

Analyser Setup	Marker : Frequency : Amplitude	Test Results
Detector = RMS Sweep Count = 100 RF Atten (dB) = 20 Trace Mode = VIEW	M1 : 5202.355 MHz : -3.043 dBm	Limit: ≤ -2.171 dBm Margin: 0.87 dB

Back to the Matrix

PEAK POWER SPECTRAL DENSITY

Variant: 802.11a, Channel: 5240.00 MHz, Chain a, Temp: Ambient, Voltage: 5 Vdc

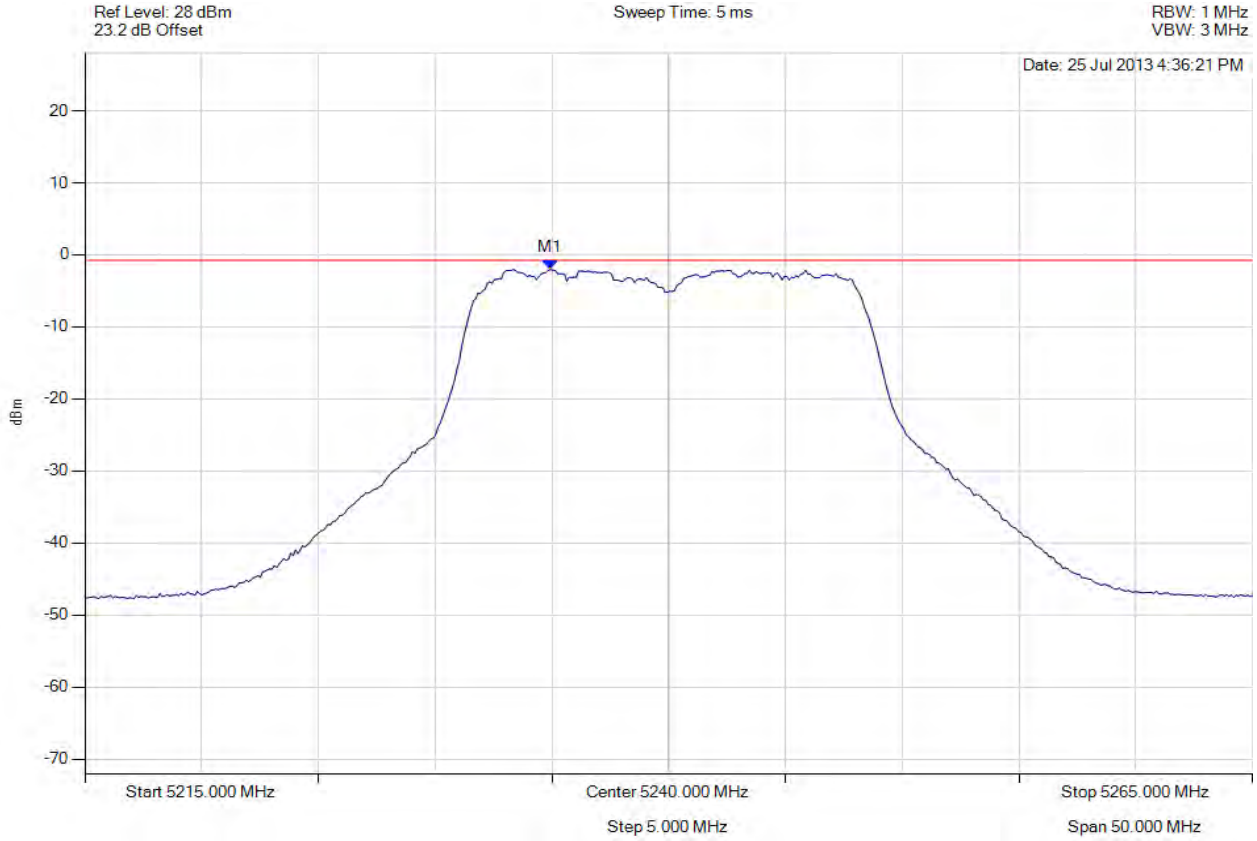

Analyser Setup	Marker : Frequency : Amplitude	Test Results
Detector = RMS Sweep Count = 100 RF Atten (dB) = 20 Trace Mode = VIEW	M1 : 5234.940 MHz : -2.030 dBm	Limit: ≤ -2.171 dBm Margin: -0.14 dB

Back to the Matrix

PEAK POWER SPECTRAL DENSITY

Variant: 802.11a, Channel: 5240.00 MHz, Chain b, Temp: Ambient, Voltage: 5 Vdc

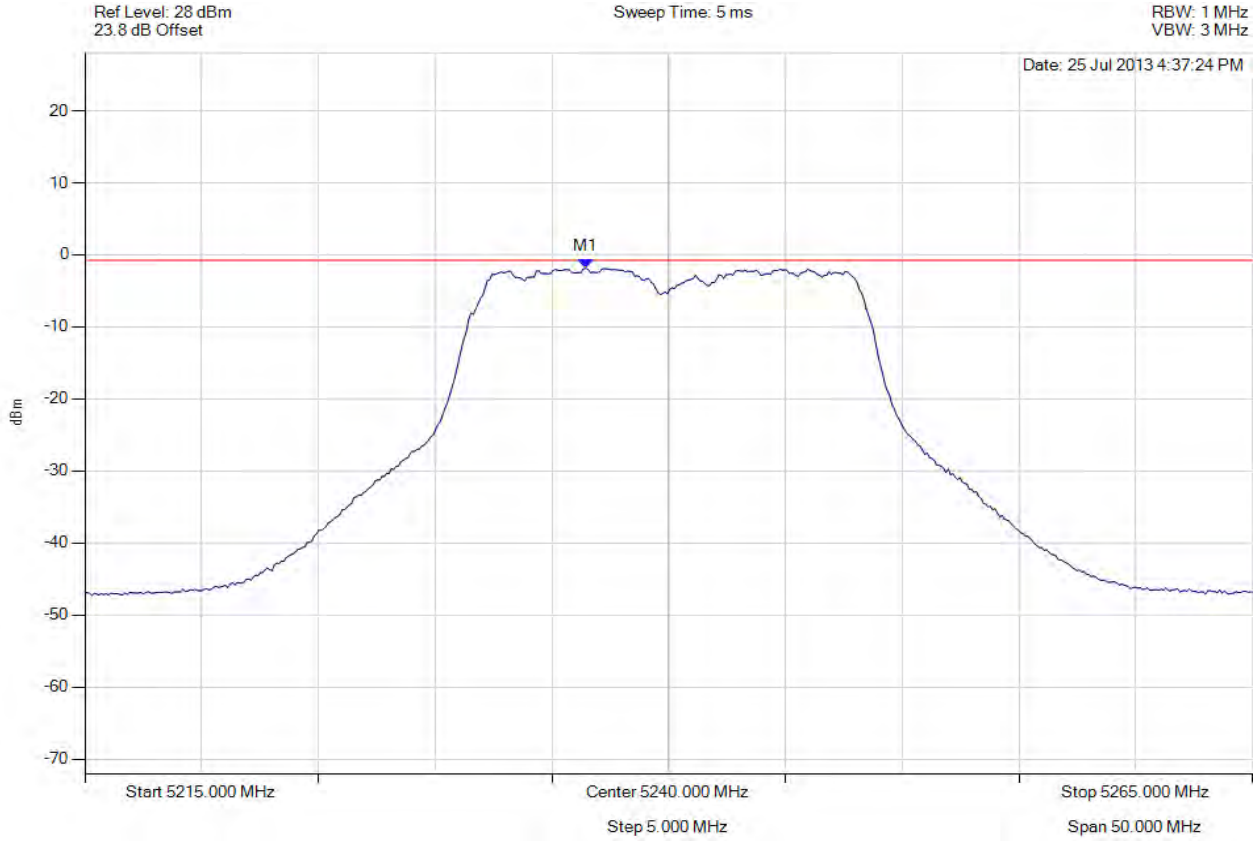

Analyser Setup	Marker : Frequency : Amplitude	Test Results
Detector = RMS Sweep Count = 100 RF Atten (dB) = 20 Trace Mode = VIEW	M1 : 5236.443 MHz : -1.850 dBm	Limit: ≤ -2.171 dBm Margin: -0.32 dB

Back to the Matrix

PEAK POWER SPECTRAL DENSITY

Variant: 802.11a, Channel: 5240.00 MHz, Chain c, Temp: Ambient, Voltage: 5 Vdc

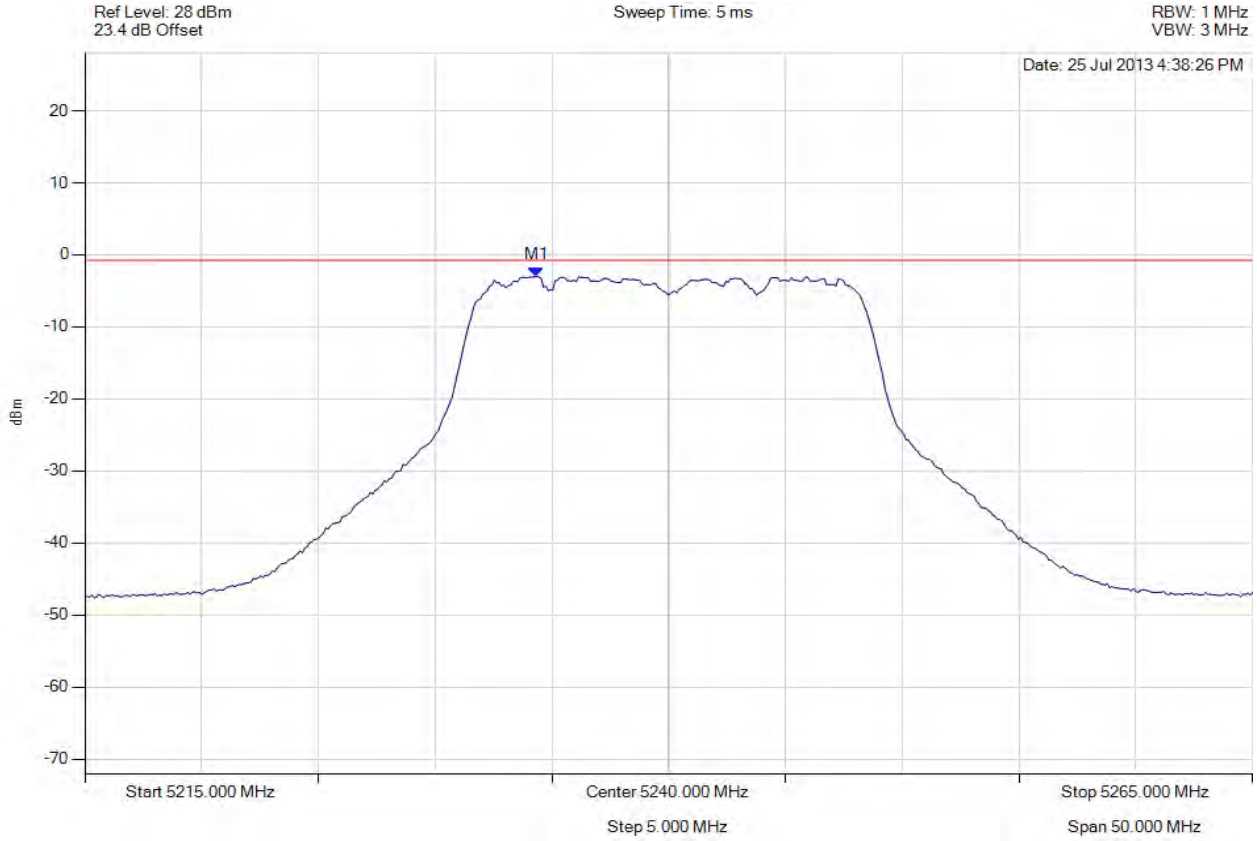

Analyser Setup	Marker : Frequency : Amplitude	Test Results
Detector = RMS Sweep Count = 100 RF Atten (dB) = 20 Trace Mode = VIEW	M1 : 5234.339 MHz : -2.980 dBm	Limit: ≤ -2.171 dBm Margin: 0.81 dB

Back to the Matrix

PEAK POWER SPECTRAL DENSITY

Variant: 802.11a, Channel: 5180.00 MHz, Chain c, Temp: Ambient, Voltage: 5 Vdc

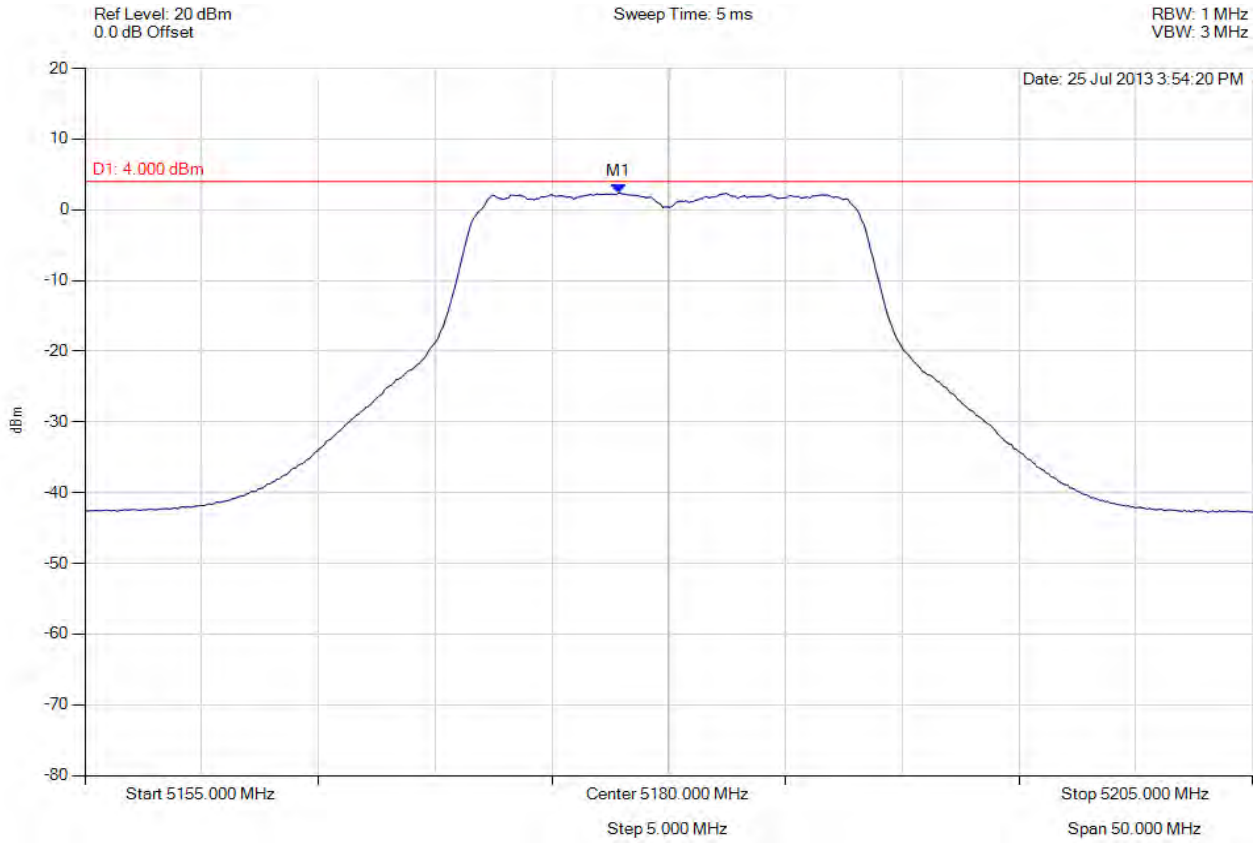

Analyser Setup	Marker : Frequency : Amplitude	Test Results
Detector = RMS Sweep Count = 100 RF Atten (dB) = 30 Trace Mode = VIEW	M1 : 5177.846 MHz : 2.353 dBm	Limit: ≤ 4.0 dBm Margin: -1.64 dB

Back to the Matrix

PEAK POWER SPECTRAL DENSITY

Variant: 802.11a, Channel: 5200.00 MHz, Chain c, Temp: Ambient, Voltage: 5 Vdc

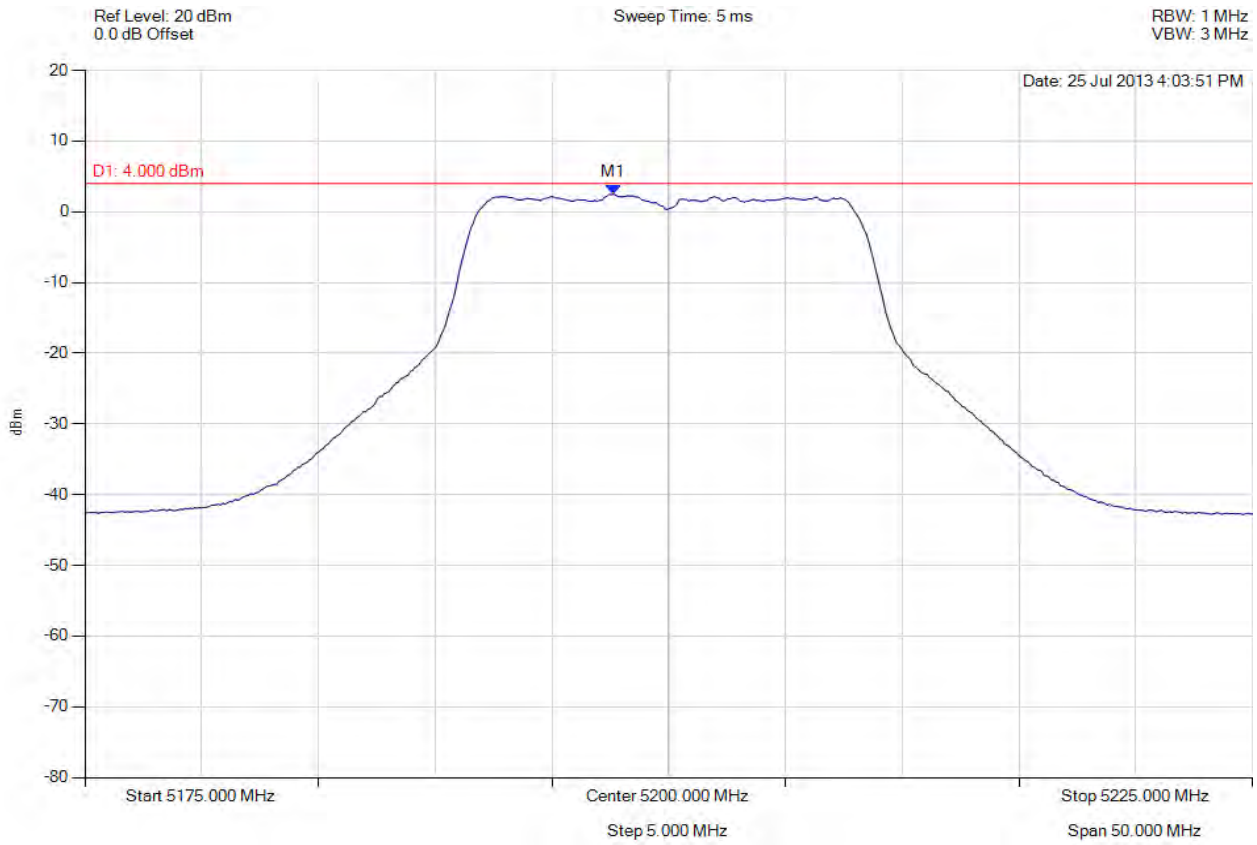

Analyser Setup	Marker : Frequency : Amplitude	Test Results
Detector = RMS Sweep Count = 100 RF Atten (dB) = 30 Trace Mode = VIEW	M1 : 5197.645 MHz : 2.489 dBm	Limit: ≤ 4.0 dBm Margin: -1.51 dB

Back to the Matrix

PEAK POWER SPECTRAL DENSITY

Variant: 802.11a, Channel: 5240.00 MHz, Chain c, Temp: Ambient, Voltage: 5 Vdc

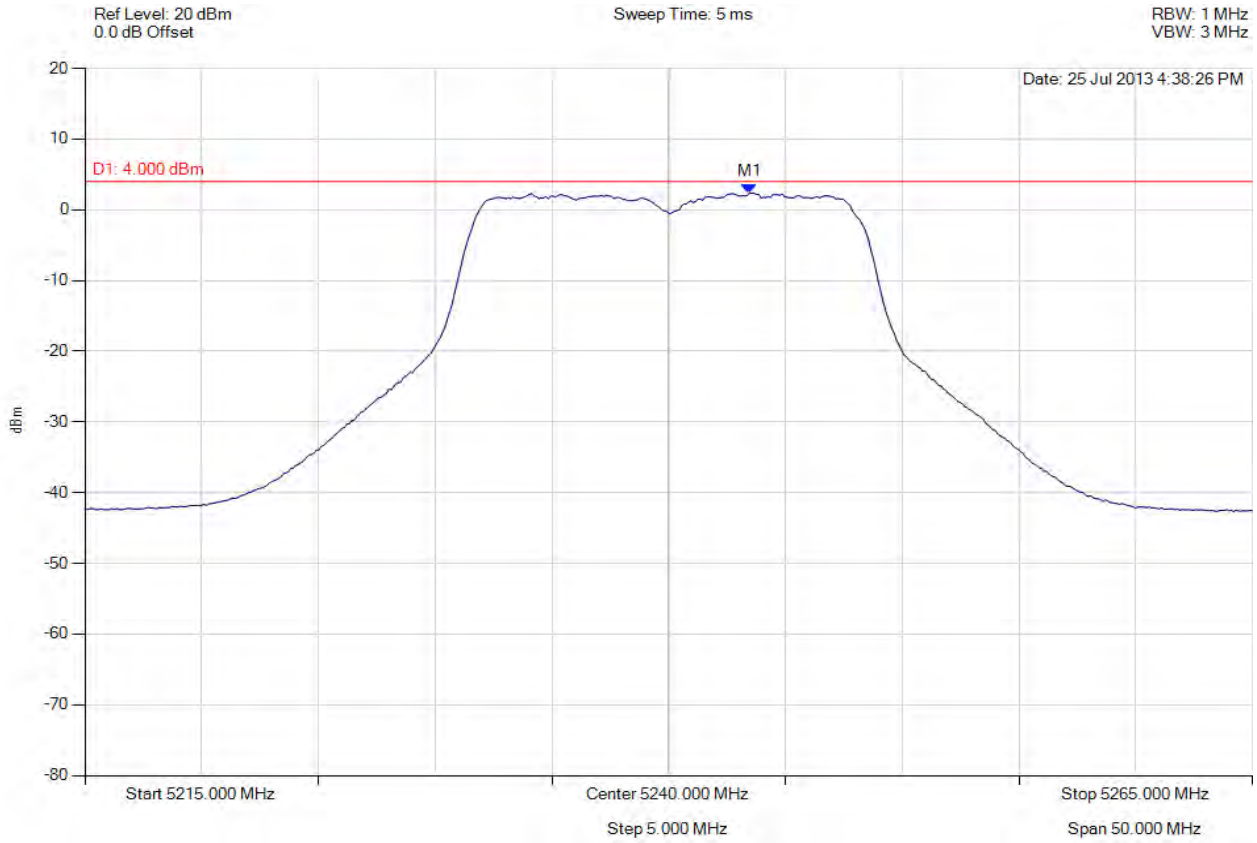

Analyser Setup	Marker : Frequency : Amplitude	Test Results
Detector = RMS Sweep Count = 100 RF Atten (dB) = 30 Trace Mode = VIEW	M1 : 5243.457 MHz : 2.351 dBm	Limit: ≤ 4.0 dBm Margin: -1.64 dB

Back to the Matrix

PEAK POWER SPECTRAL DENSITY

Variant: 802.11n HT-20, Channel: 5180.00 MHz, Chain a, Temp: Ambient, Voltage: 5 Vdc

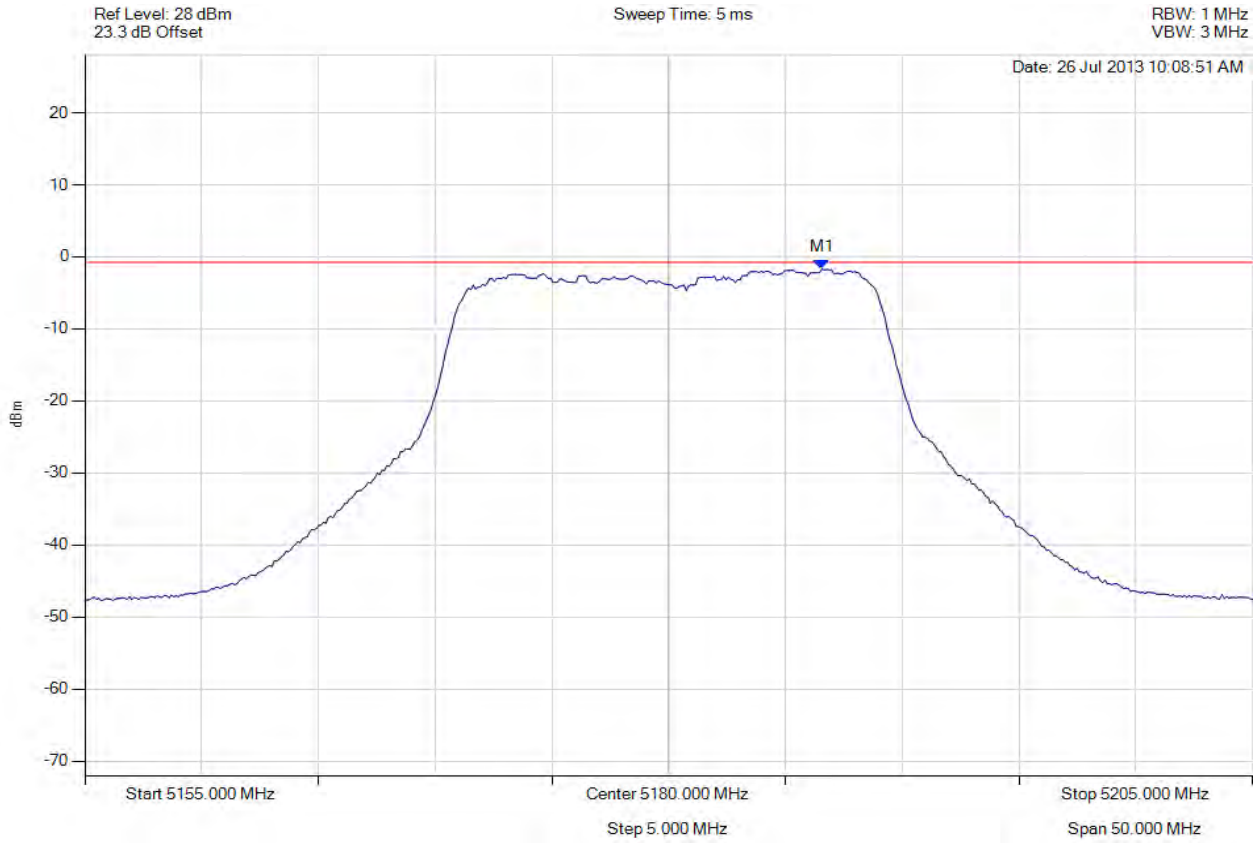

Analyser Setup	Marker : Frequency : Amplitude	Test Results
Detector = RMS Sweep Count = 100 RF Atten (dB) = 20 Trace Mode = VIEW	M1 : 5186.563 MHz : -1.684 dBm	Limit: ≤ -2.171 dBm Margin: -0.49 dB

Back to the Matrix

PEAK POWER SPECTRAL DENSITY

Variant: 802.11n HT-20, Channel: 5180.00 MHz, Chain b, Temp: Ambient, Voltage: 5 Vdc

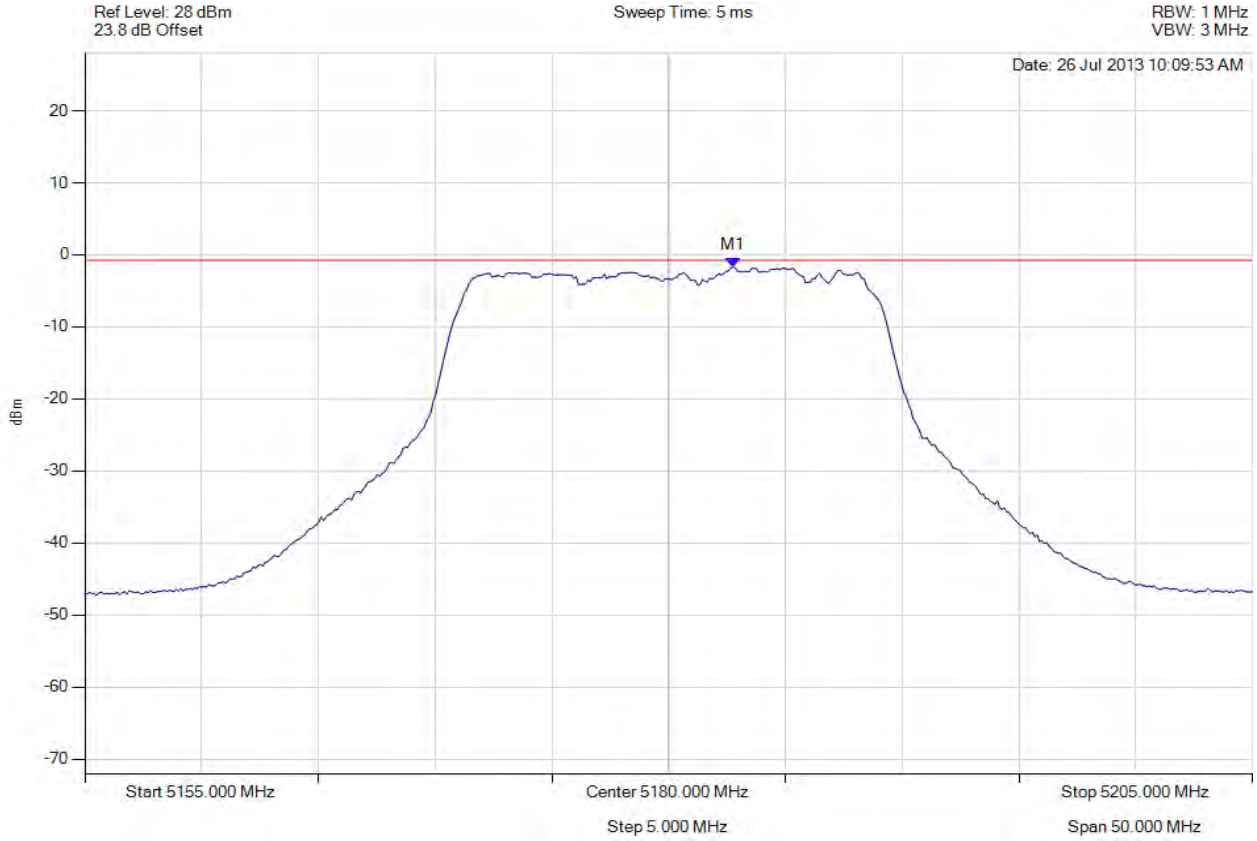

Analyser Setup	Marker : Frequency : Amplitude	Test Results
Detector = RMS Sweep Count = 100 RF Atten (dB) = 20 Trace Mode = VIEW	M1 : 5182.756 MHz : -1.686 dBm	Limit: ≤ -2.171 dBm Margin: -0.49 dB

Back to the Matrix

PEAK POWER SPECTRAL DENSITY

Variant: 802.11n HT-20, Channel: 5180.00 MHz, Chain c, Temp: Ambient, Voltage: 5 Vdc

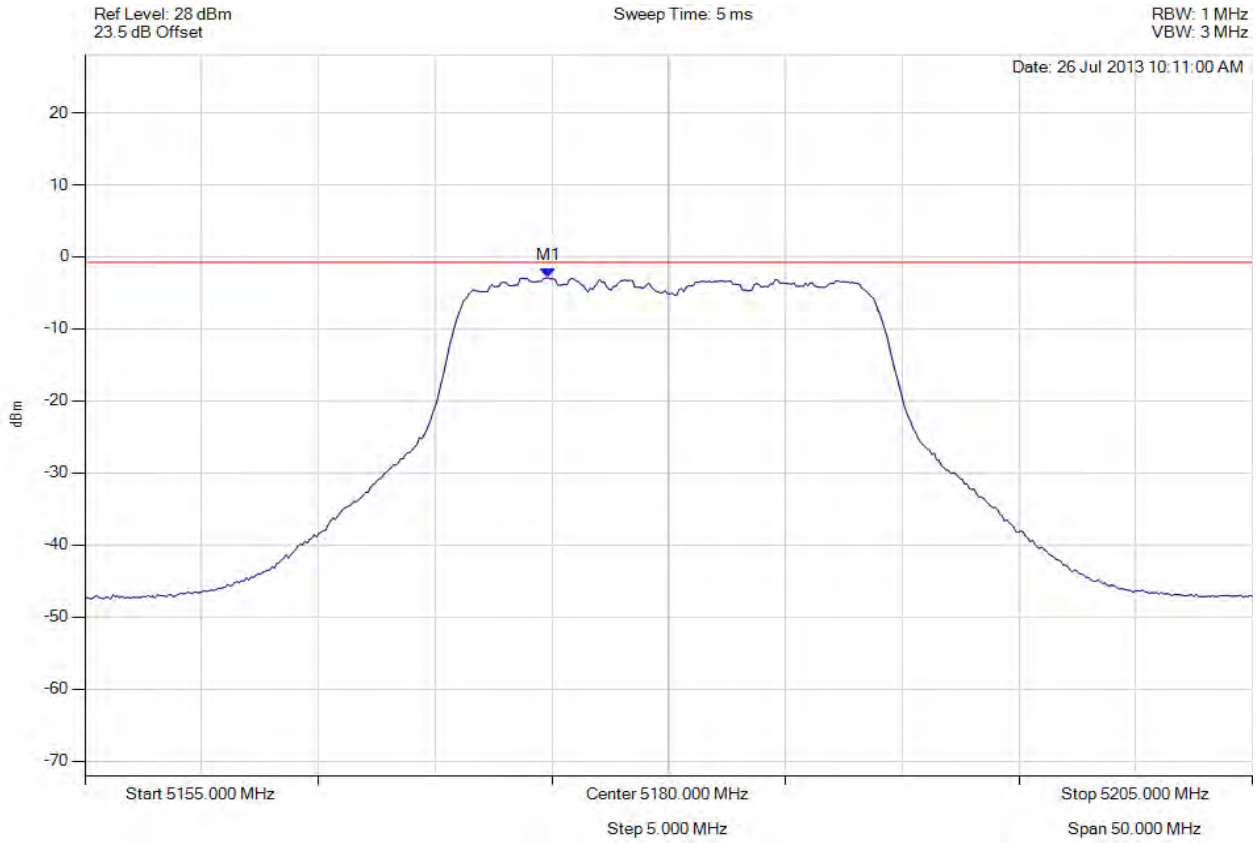

Analyser Setup	Marker : Frequency : Amplitude	Test Results
Detector = RMS Sweep Count = 100 RF Atten (dB) = 20 Trace Mode = VIEW	M1 : 5174.840 MHz : -2.926 dBm	Limit: ≤ -2.171 dBm Margin: 0.75 dB

Back to the Matrix

PEAK POWER SPECTRAL DENSITY

Variant: 802.11n HT-20, Channel: 5200.00 MHz, Chain a, Temp: Ambient, Voltage: 5 Vdc

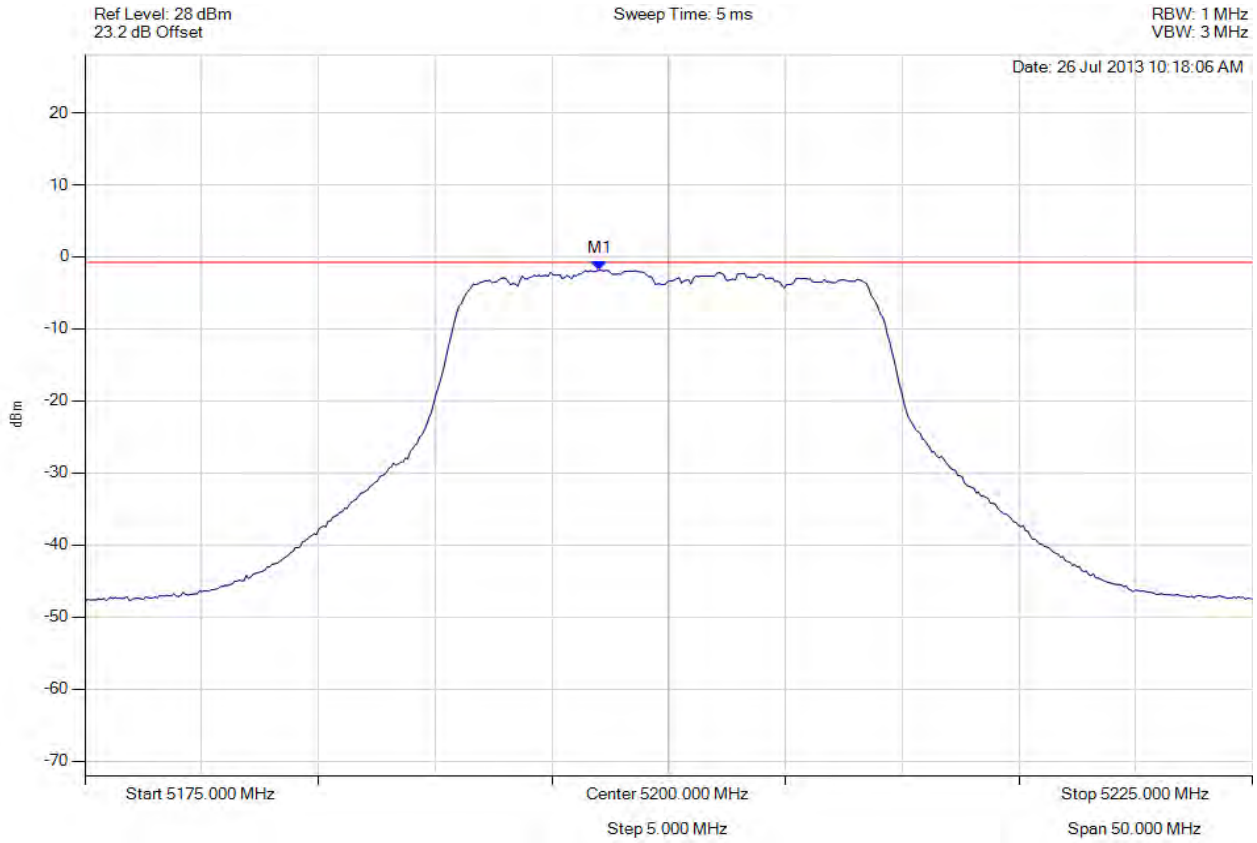

Analyser Setup	Marker : Frequency : Amplitude	Test Results
Detector = RMS Sweep Count = 100 RF Atten (dB) = 20 Trace Mode = VIEW	M1 : 5197.044 MHz : -1.859 dBm	Limit: ≤ -2.171 dBm Margin: -0.31 dB

Back to the Matrix

PEAK POWER SPECTRAL DENSITY

Variant: 802.11n HT-20, Channel: 5200.00 MHz, Chain b, Temp: Ambient, Voltage: 5 Vdc

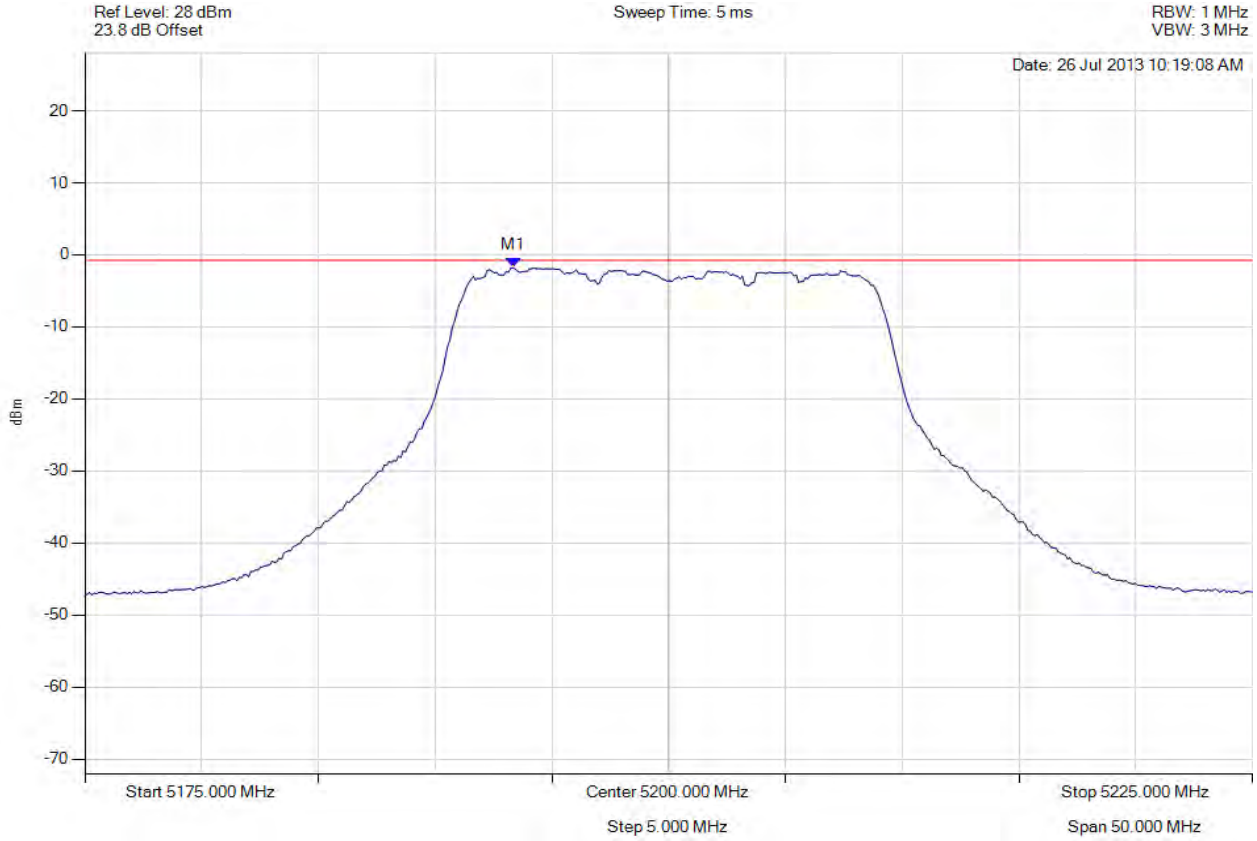

Analyser Setup	Marker : Frequency : Amplitude	Test Results
Detector = RMS Sweep Count = 100 RF Atten (dB) = 20 Trace Mode = VIEW	M1 : 5193.337 MHz : -1.779 dBm	Limit: ≤ -2.171 dBm Margin: -0.39 dB

Back to the Matrix

PEAK POWER SPECTRAL DENSITY

Variant: 802.11n HT-20, Channel: 5200.00 MHz, Chain c, Temp: Ambient, Voltage: 5 Vdc

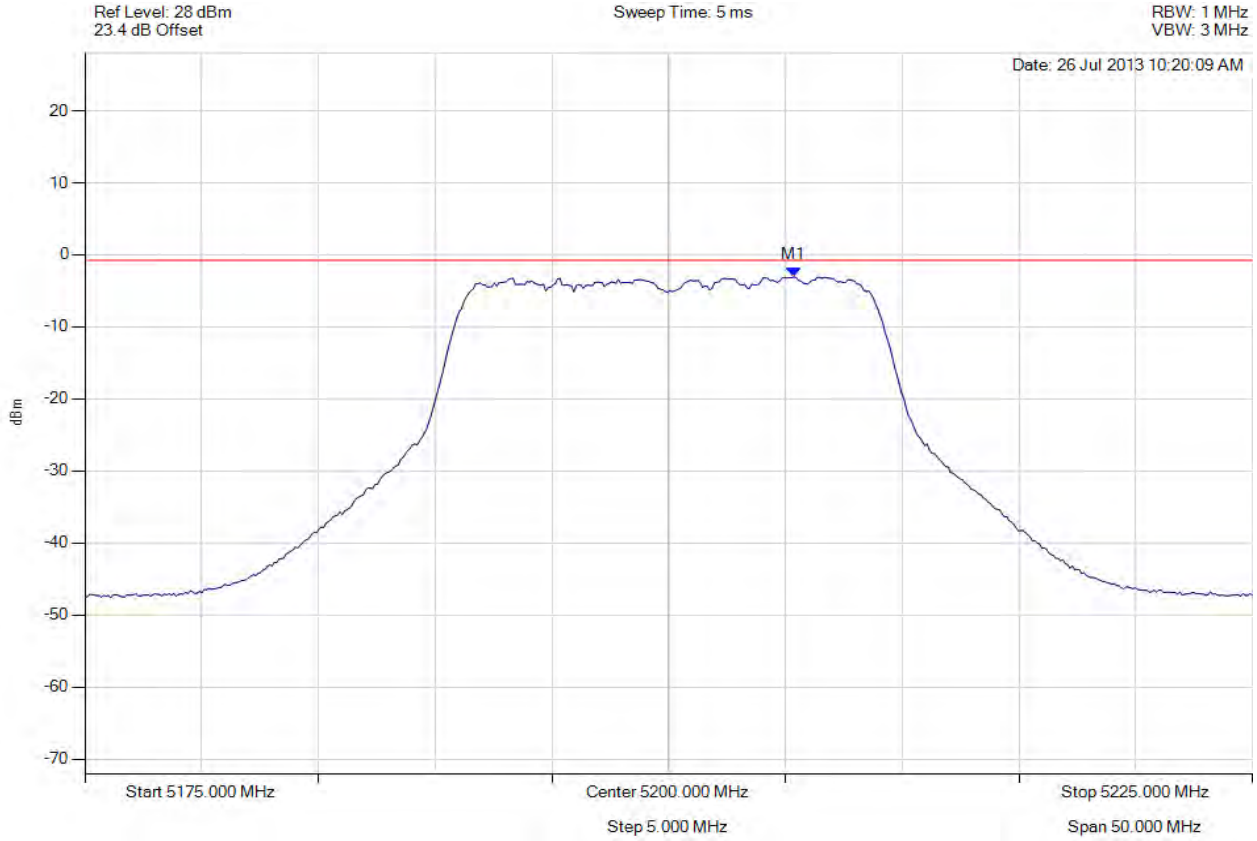

Analyser Setup	Marker : Frequency : Amplitude	Test Results
Detector = RMS Sweep Count = 100 RF Atten (dB) = 20 Trace Mode = VIEW	M1 : 5205.361 MHz : -3.067 dBm	Limit: ≤ -2.171 dBm Margin: 0.90 dB

Back to the Matrix

PEAK POWER SPECTRAL DENSITY

Variant: 802.11n HT-20, Channel: 5240.00 MHz, Chain a, Temp: Ambient, Voltage: 5 Vdc

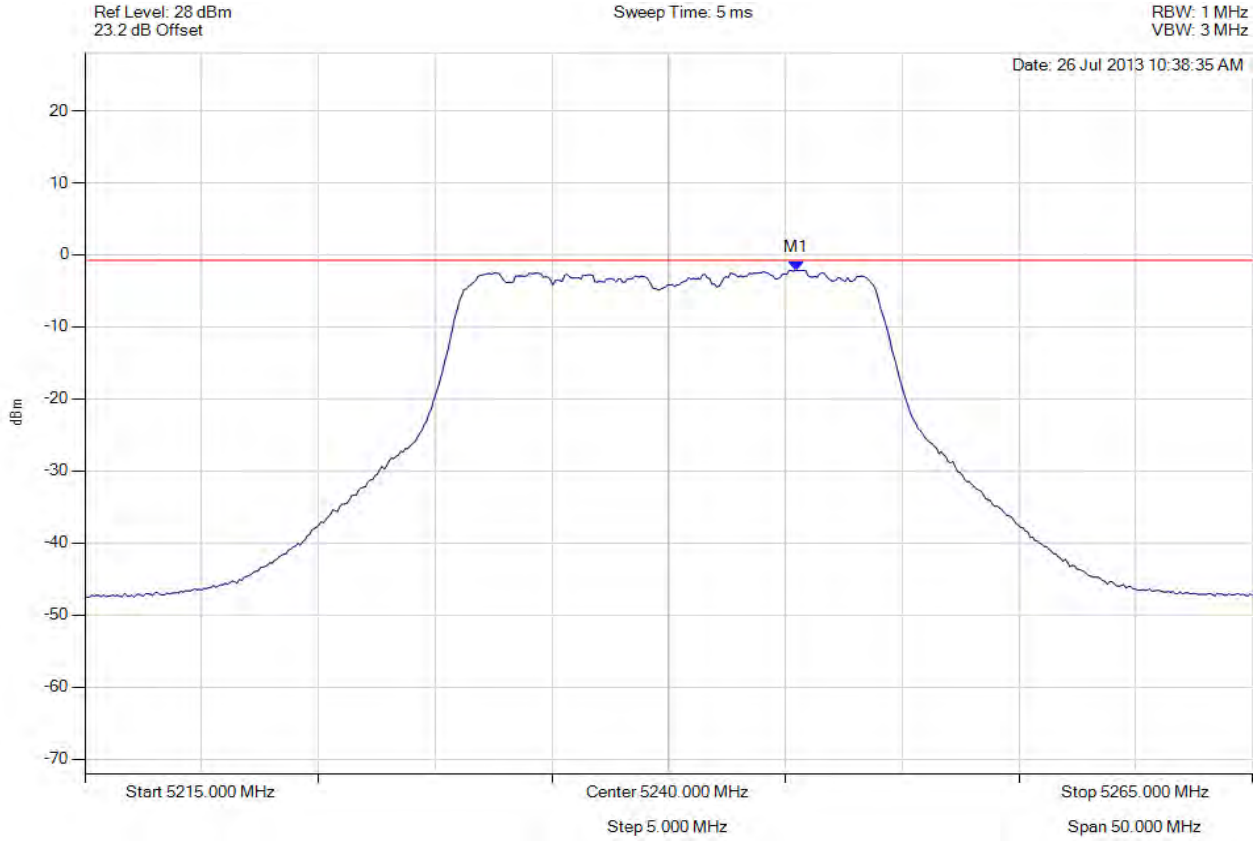

Analyser Setup	Marker : Frequency : Amplitude	Test Results
Detector = RMS Sweep Count = 100 RF Atten (dB) = 20 Trace Mode = VIEW	M1 : 5245.461 MHz : -2.115 dBm	Limit: ≤ -2.171 dBm Margin: -0.06 dB

Back to the Matrix

PEAK POWER SPECTRAL DENSITY

Variant: 802.11n HT-20, Channel: 5240.00 MHz, Chain b, Temp: Ambient, Voltage: 5 Vdc

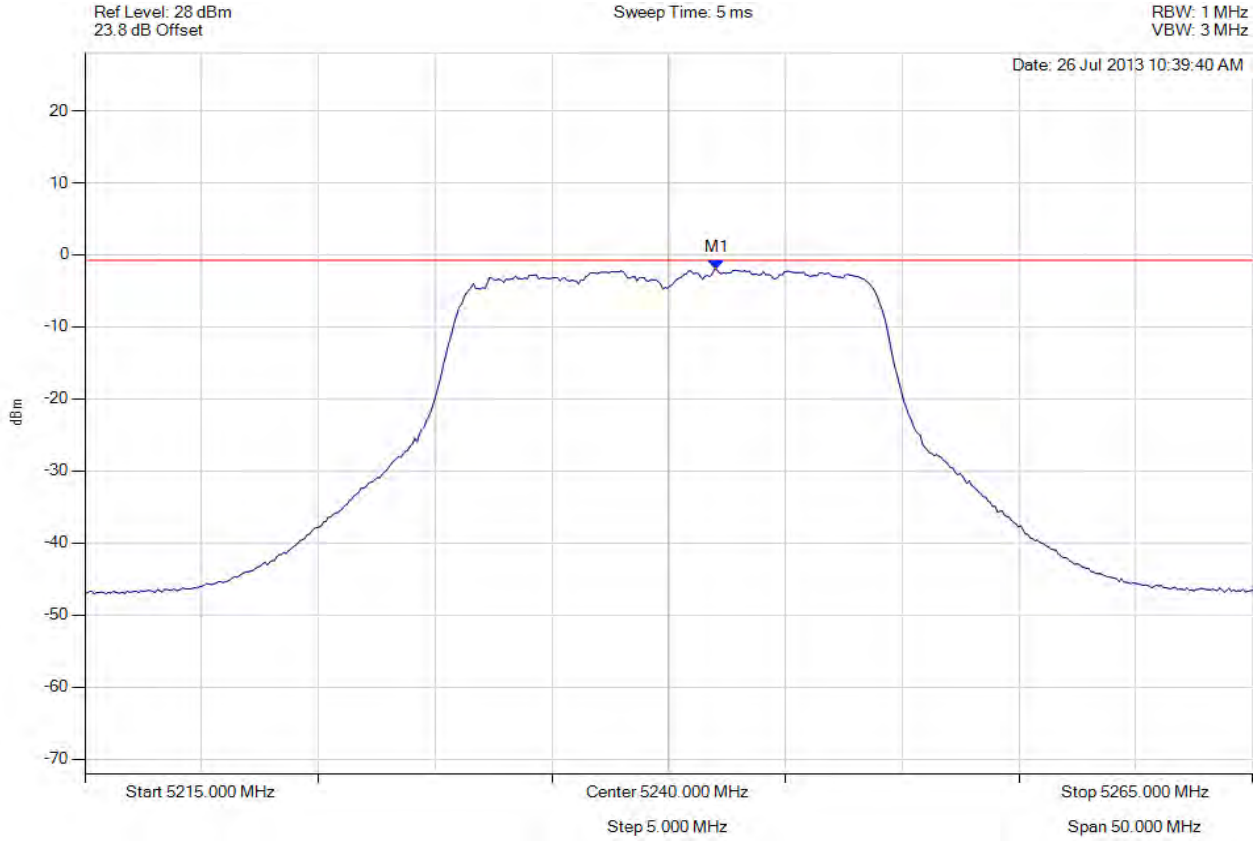

Analyser Setup	Marker : Frequency : Amplitude	Test Results
Detector = RMS Sweep Count = 100 RF Atten (dB) = 20 Trace Mode = VIEW	M1 : 5242.054 MHz : -2.041 dBm	Limit: ≤ -2.171 dBm Margin: -0.13 dB

Back to the Matrix

PEAK POWER SPECTRAL DENSITY

Variant: 802.11n HT-20, Channel: 5240.00 MHz, Chain c, Temp: Ambient, Voltage: 5 Vdc

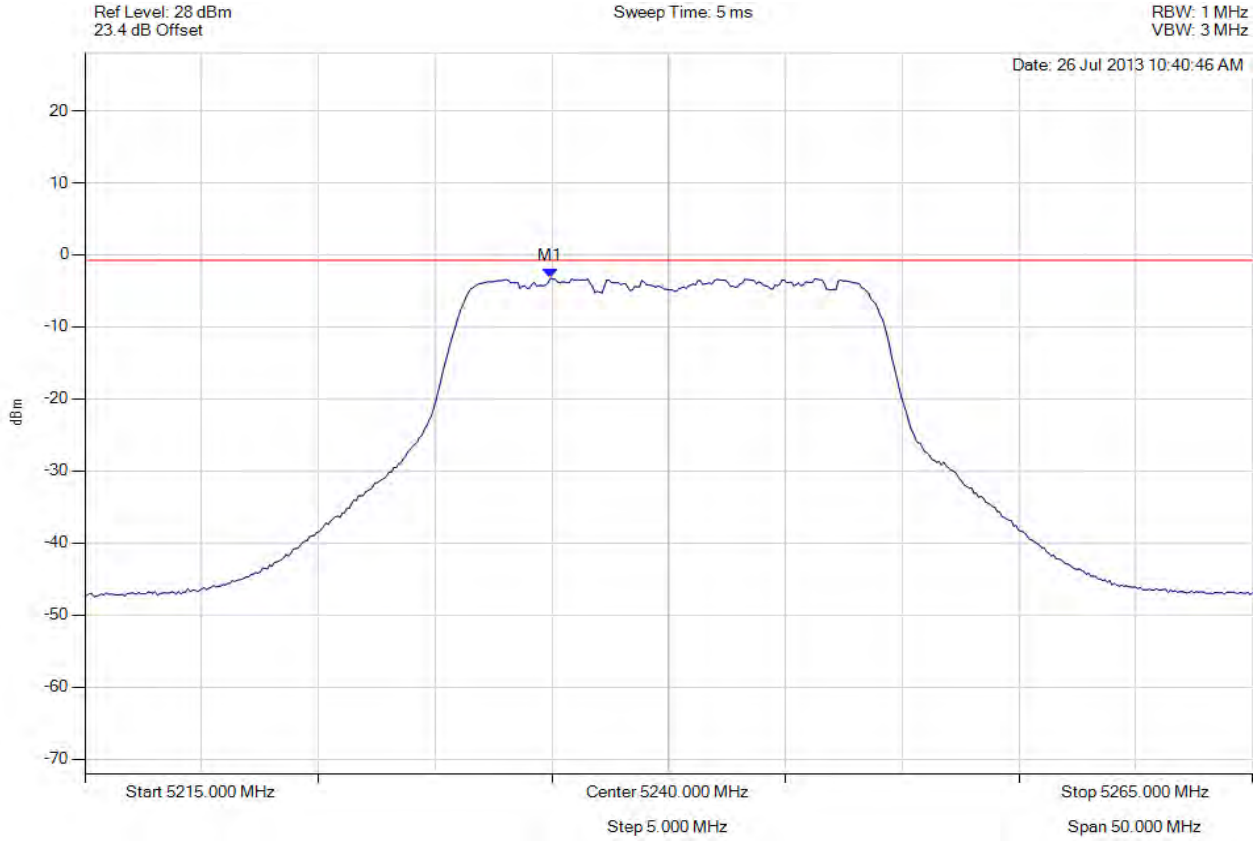

Analyser Setup	Marker : Frequency : Amplitude	Test Results
Detector = RMS Sweep Count = 100 RF Atten (dB) = 20 Trace Mode = VIEW	M1 : 5234.940 MHz : -3.250 dBm	Limit: ≤ -2.171 dBm Margin: 1.08 dB

Back to the Matrix

PEAK POWER SPECTRAL DENSITY

Variant: 802.11n HT-20, Channel: 5180.00 MHz, Chain c, Temp: Ambient, Voltage: 5 Vdc

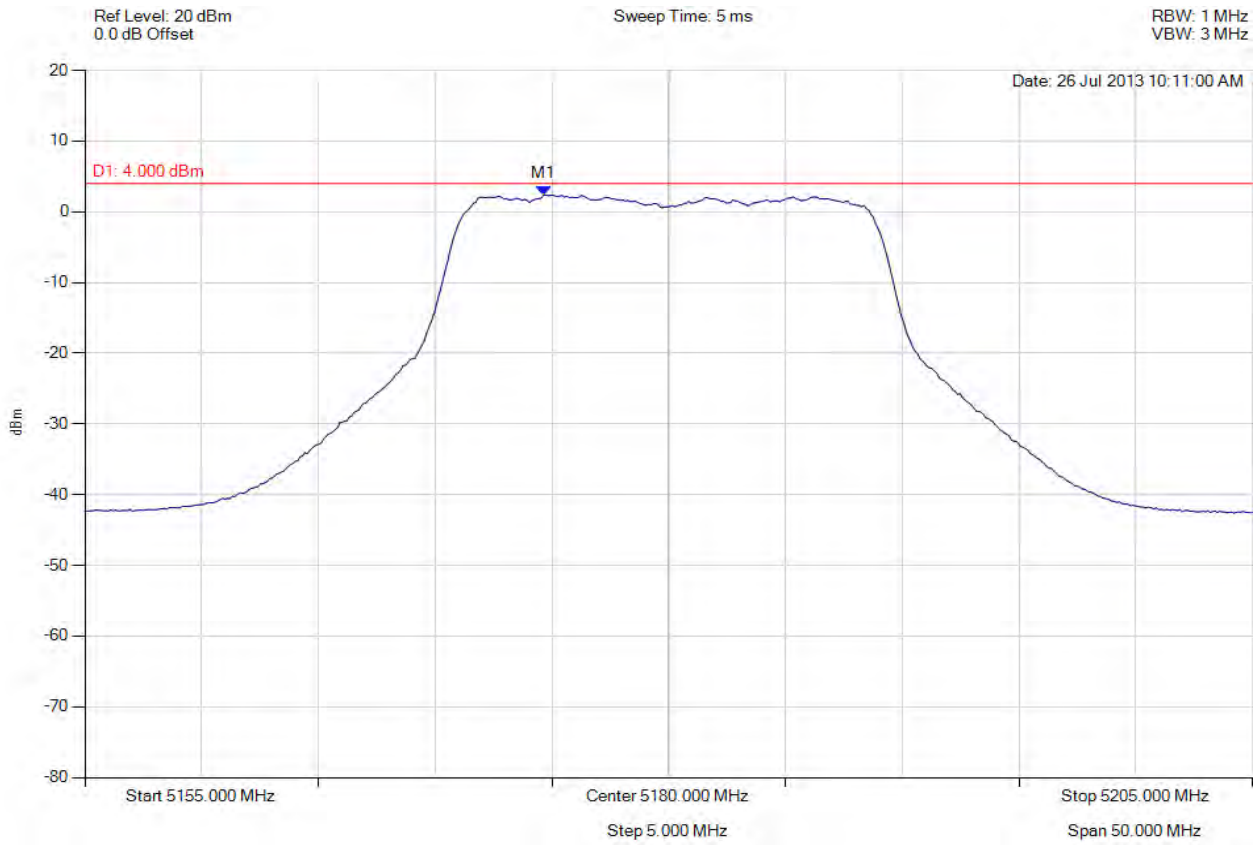

Analyser Setup	Marker : Frequency : Amplitude	Test Results
Detector = RMS Sweep Count = 100 RF Atten (dB) = 30 Trace Mode = VIEW	M1 : 5174.639 MHz : 2.352 dBm	Limit: ≤ 4.0 dBm Margin: -1.64 dB

Back to the Matrix

PEAK POWER SPECTRAL DENSITY

Variant: 802.11n HT-20, Channel: 5200.00 MHz, Chain c, Temp: Ambient, Voltage: 5 Vdc

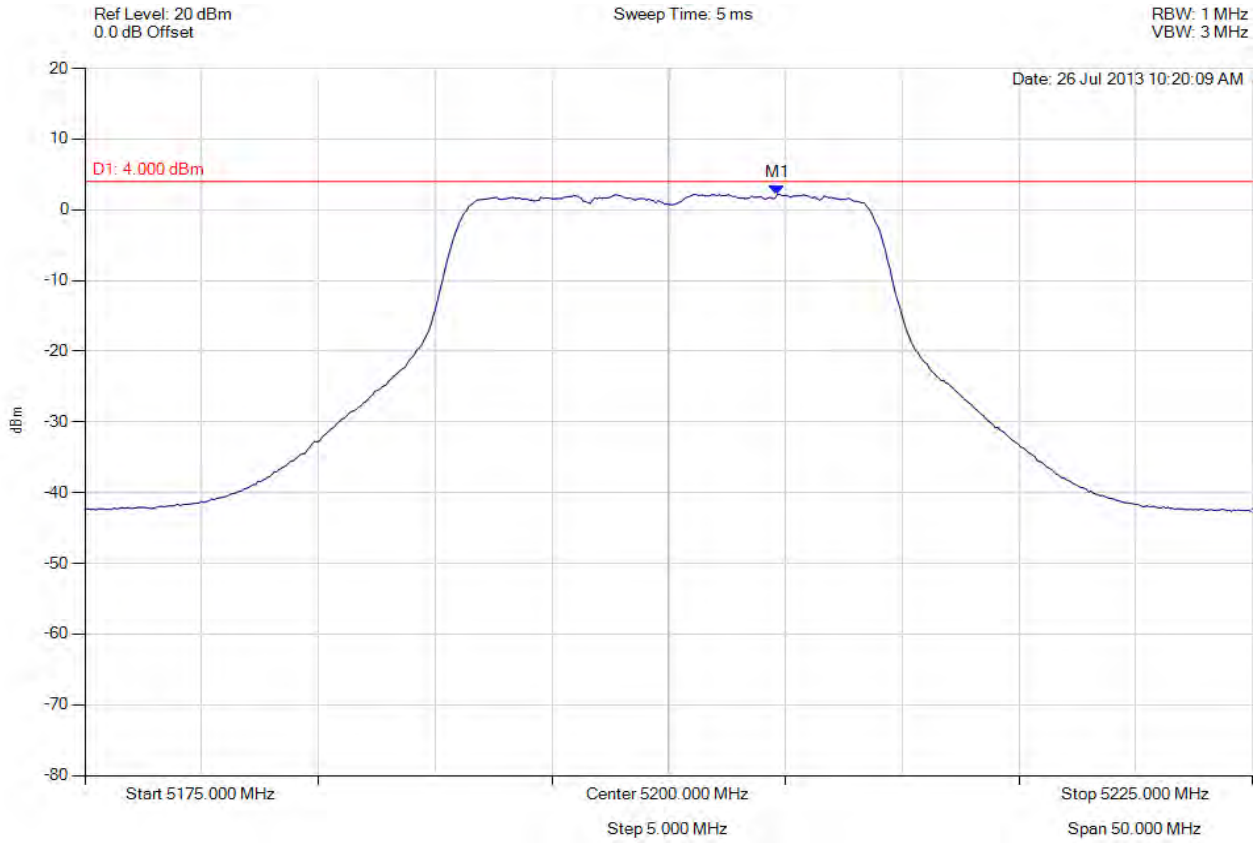

Analyser Setup	Marker : Frequency : Amplitude	Test Results
Detector = RMS Sweep Count = 100 RF Atten (dB) = 30 Trace Mode = VIEW	M1 : 5204.659 MHz : 2.203 dBm	Limit: ≤ 4.0 dBm Margin: -1.79 dB

Back to the Matrix

PEAK POWER SPECTRAL DENSITY

Variant: 802.11n HT-20, Channel: 5240.00 MHz, Chain c, Temp: Ambient, Voltage: 5 Vdc

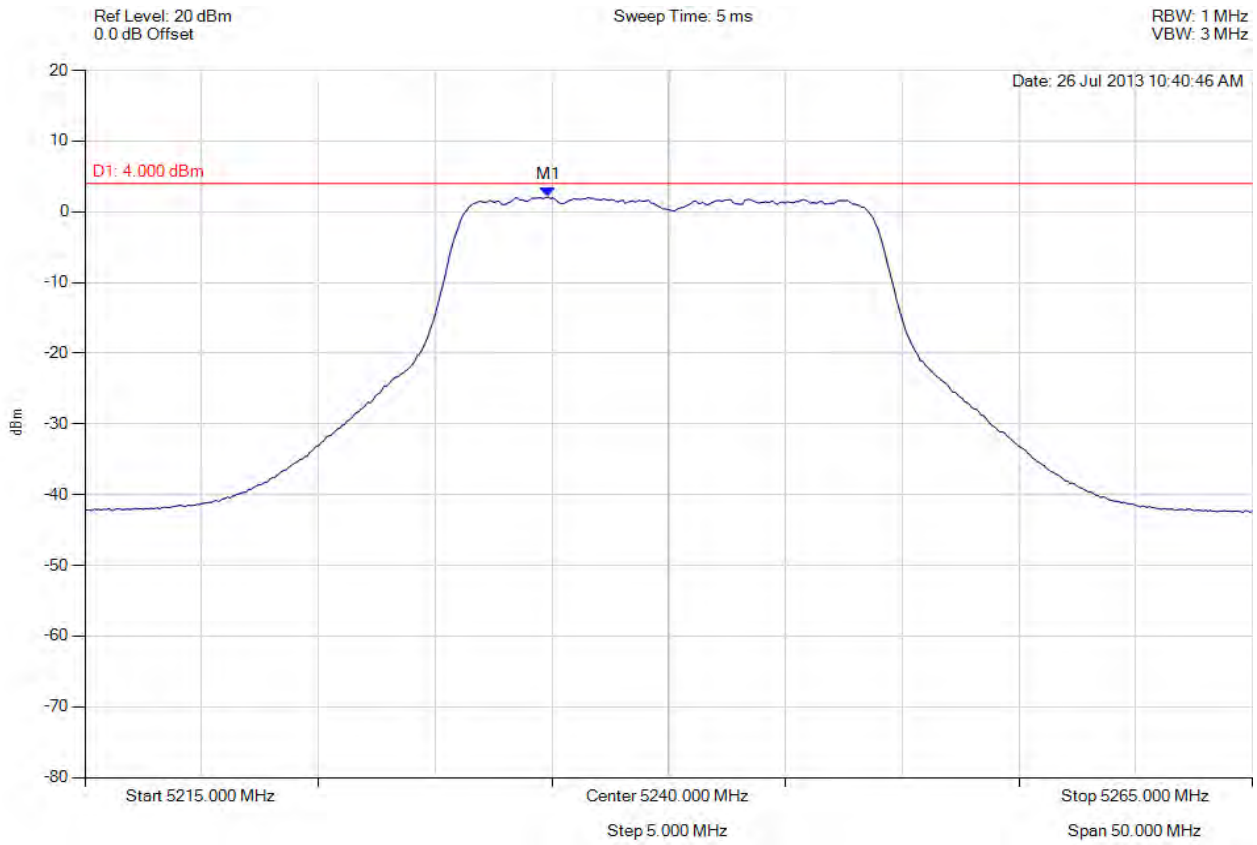

Analyser Setup	Marker : Frequency : Amplitude	Test Results
Detector = RMS Sweep Count = 100 RF Atten (dB) = 30 Trace Mode = VIEW	M1 : 5234.840 MHz : 2.092 dBm	Limit: ≤ 4.0 dBm Margin: -1.90 dB

Back to the Matrix

PEAK POWER SPECTRAL DENSITY

Variant: 802.11n HT-40, Channel: 5190.00 MHz, Chain a, Temp: Ambient, Voltage: 5 Vdc

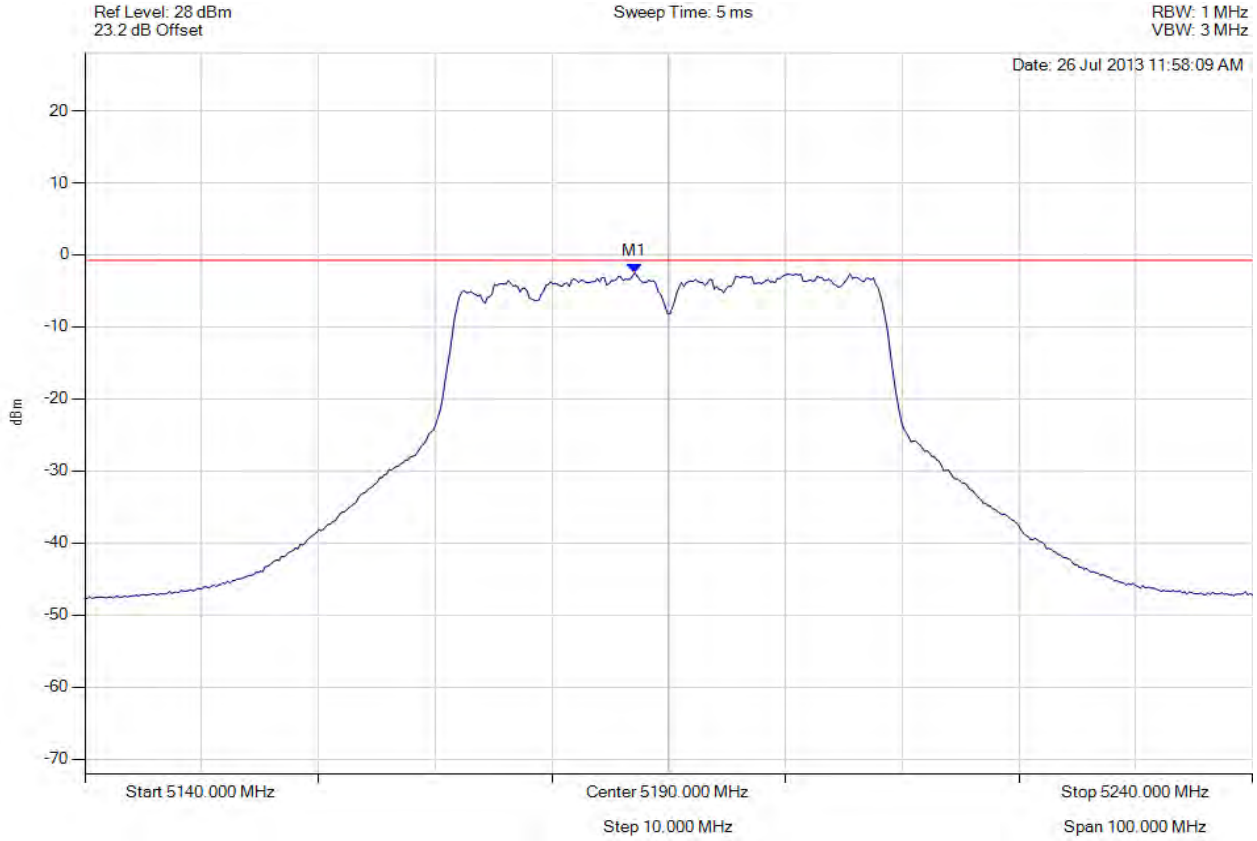

Analyser Setup	Marker : Frequency : Amplitude	Test Results
Detector = RMS Sweep Count = 100 RF Atten (dB) = 20 Trace Mode = VIEW	M1 : 5187.094 MHz : -2.499 dBm	Limit: ≤ -2.171 dBm Margin: 0.33 dB

Back to the Matrix

PEAK POWER SPECTRAL DENSITY

Variant: 802.11n HT-40, Channel: 5190.00 MHz, Chain b, Temp: Ambient, Voltage: 5 Vdc

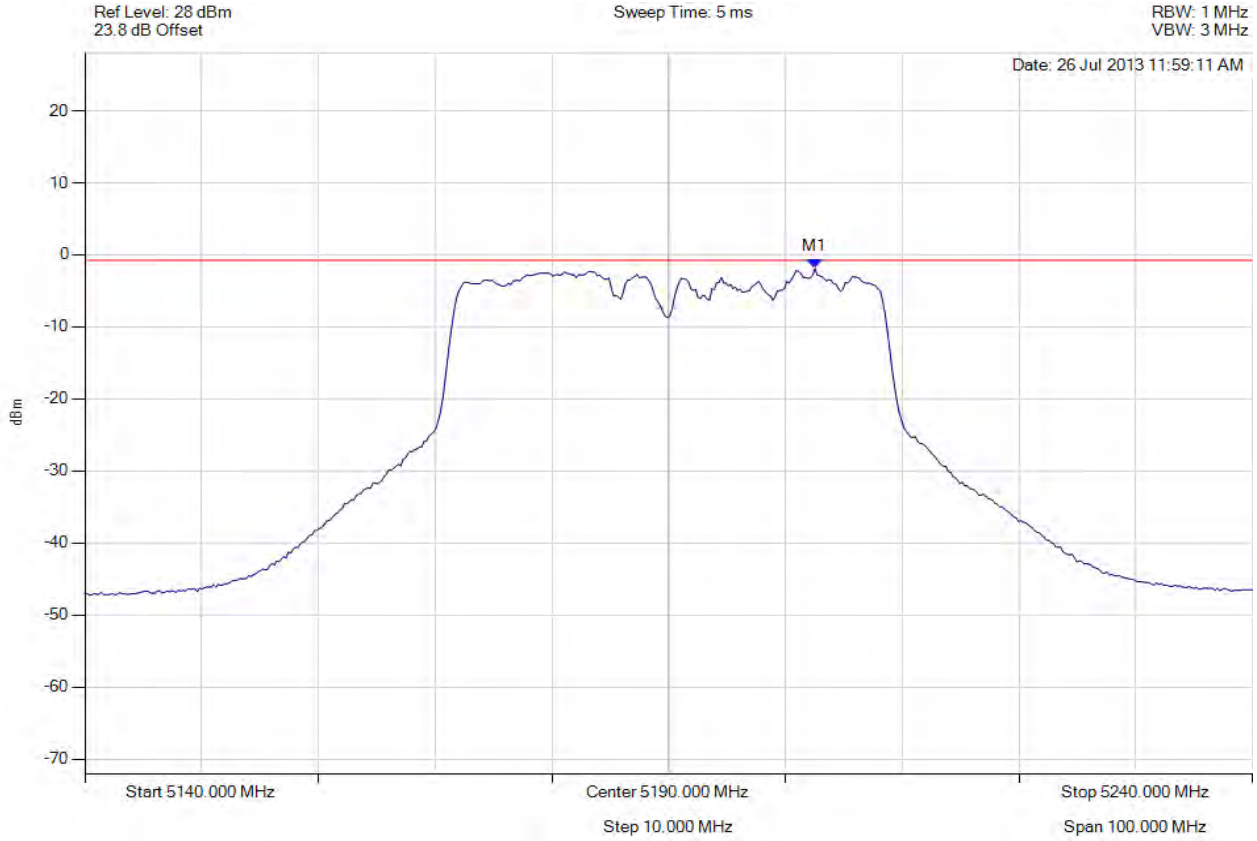

Analyser Setup	Marker : Frequency : Amplitude	Test Results
Detector = RMS Sweep Count = 100 RF Atten (dB) = 20 Trace Mode = VIEW	M1 : 5202.525 MHz : -1.924 dBm	Limit: ≤ -2.171 dBm Margin: -0.25 dB

Back to the Matrix

PEAK POWER SPECTRAL DENSITY

Variant: 802.11n HT-40, Channel: 5190.00 MHz, Chain c, Temp: Ambient, Voltage: 5 Vdc

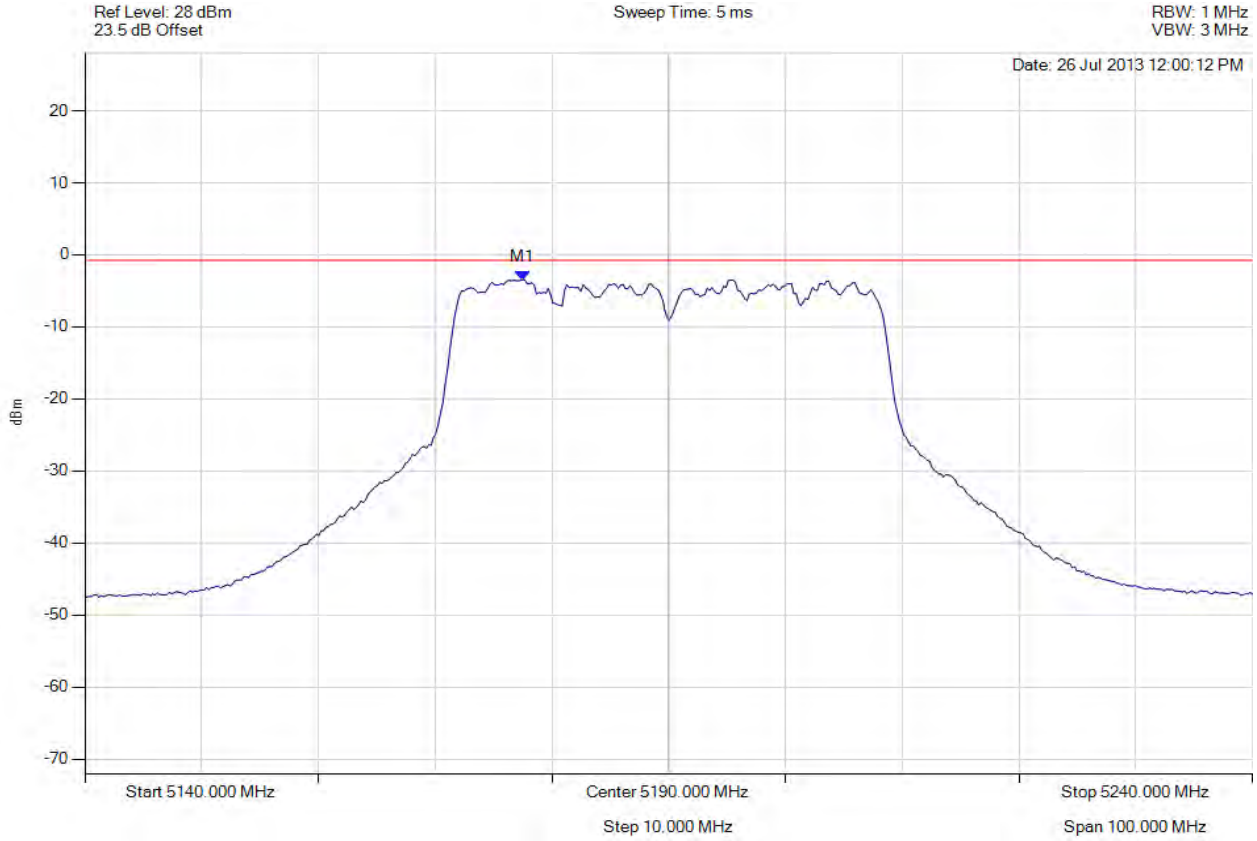

Analyser Setup	Marker : Frequency : Amplitude	Test Results
Detector = RMS Sweep Count = 100 RF Atten (dB) = 20 Trace Mode = VIEW	M1 : 5177.475 MHz : -3.450 dBm	Limit: ≤ -2.171 dBm Margin: 1.28 dB

Back to the Matrix

PEAK POWER SPECTRAL DENSITY

Variant: 802.11n HT-40, Channel: 5230.00 MHz, Chain a, Temp: Ambient, Voltage: 5 Vdc

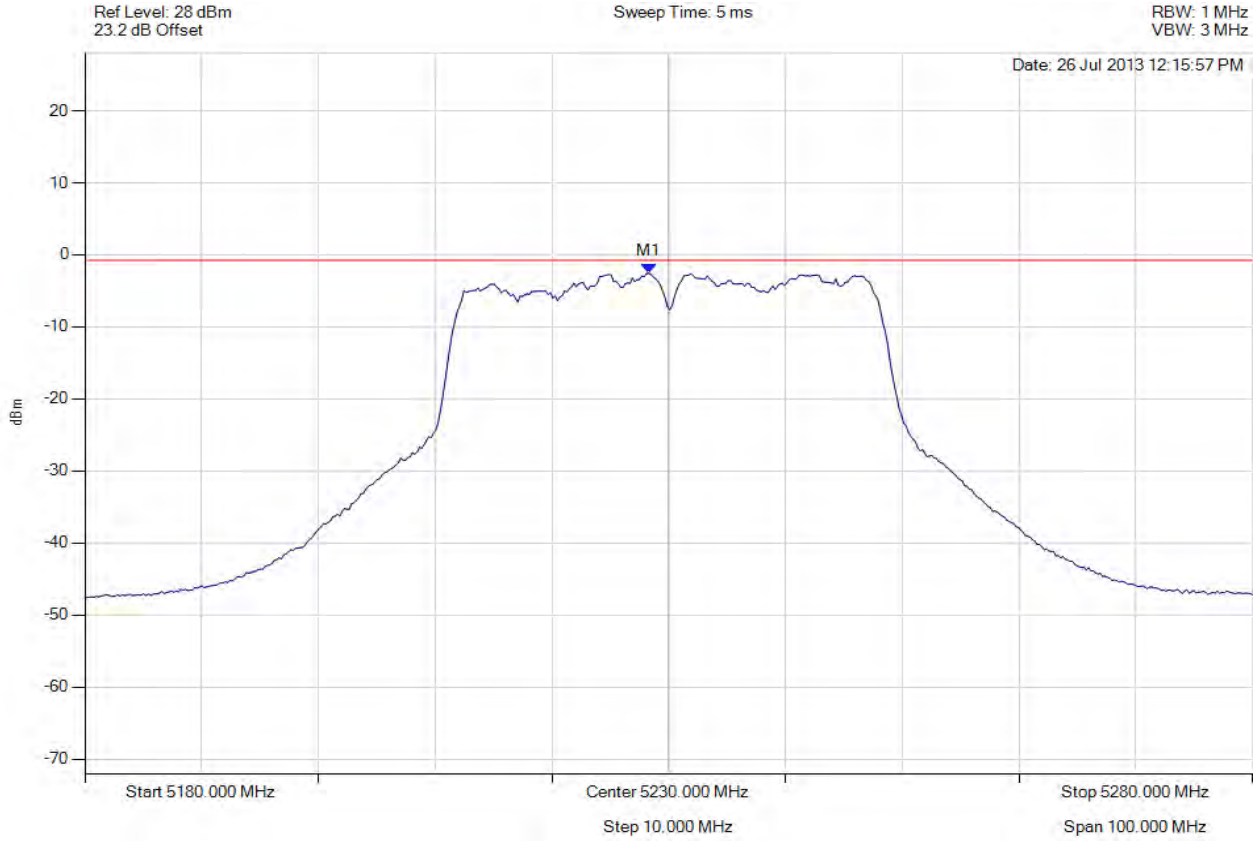

Analyser Setup	Marker : Frequency : Amplitude	Test Results
Detector = RMS Sweep Count = 100 RF Atten (dB) = 20 Trace Mode = VIEW	M1 : 5228.297 MHz : -2.546 dBm	Limit: ≤ -2.171 dBm Margin: 0.37 dB

Back to the Matrix

PEAK POWER SPECTRAL DENSITY

Variant: 802.11n HT-40, Channel: 5230.00 MHz, Chain b, Temp: Ambient, Voltage: 5 Vdc

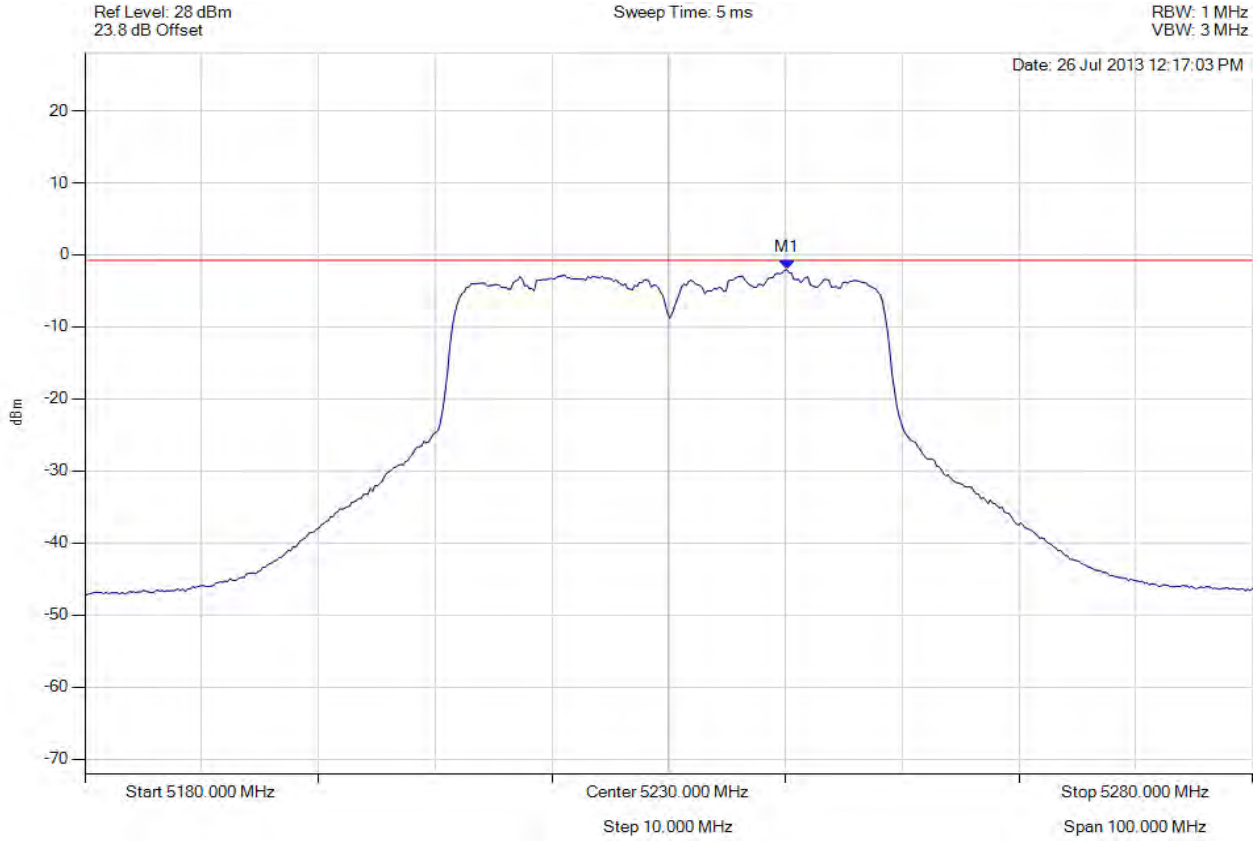

Analyser Setup	Marker : Frequency : Amplitude	Test Results
Detector = RMS Sweep Count = 100 RF Atten (dB) = 20 Trace Mode = VIEW	M1 : 5240.120 MHz : -2.055 dBm	Limit: ≤ -2.171 dBm Margin: -0.12 dB

Back to the Matrix

PEAK POWER SPECTRAL DENSITY

Variant: 802.11n HT-40, Channel: 5230.00 MHz, Chain c, Temp: Ambient, Voltage: 5 Vdc

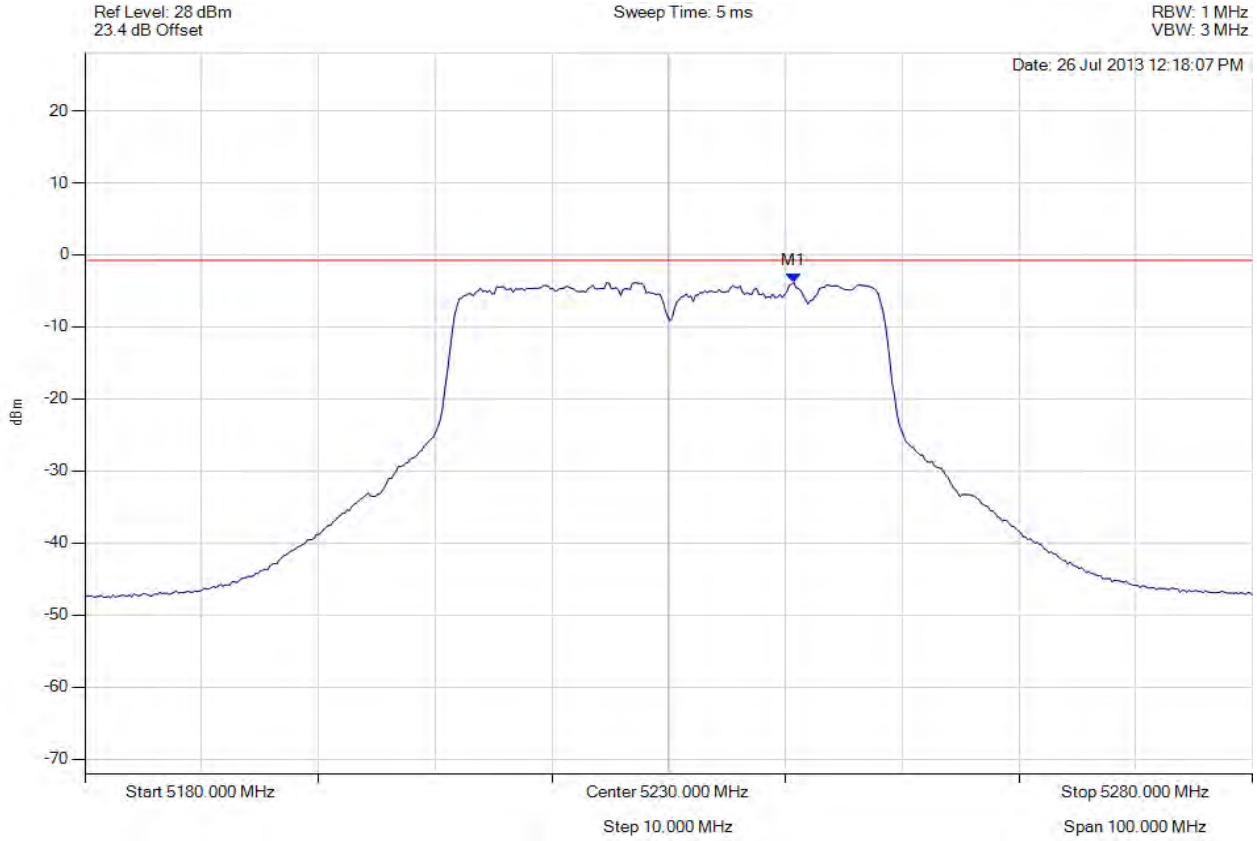

Analyser Setup	Marker : Frequency : Amplitude	Test Results
Detector = RMS Sweep Count = 100 RF Atten (dB) = 20 Trace Mode = VIEW	M1 : 5240.721 MHz : -3.851 dBm	Limit: ≤ -2.171 dBm Margin: -1.68 dB

Back to the Matrix

PEAK POWER SPECTRAL DENSITY

Variant: 802.11ac-40, Channel: 5190.00 MHz, Chain a, Temp: Ambient, Voltage: 5 Vdc

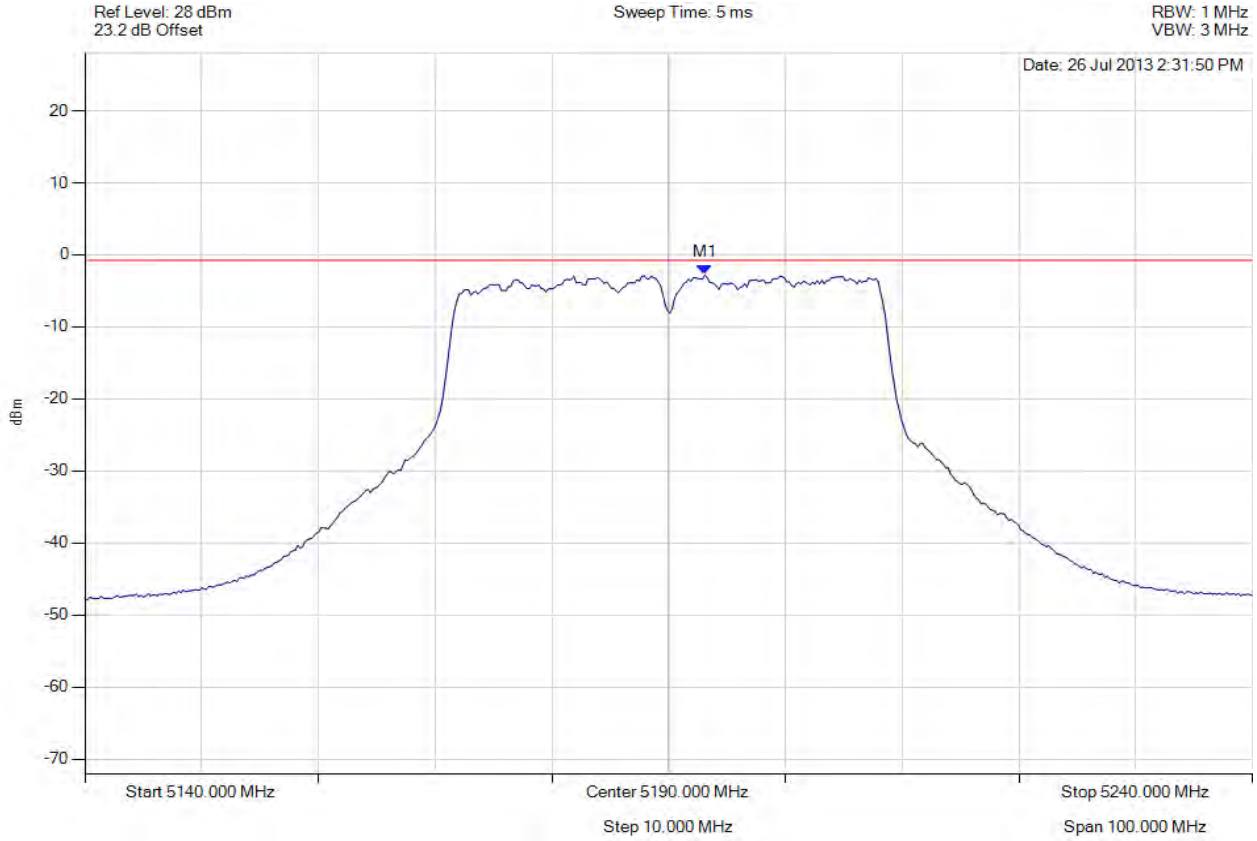

Analyser Setup	Marker : Frequency : Amplitude	Test Results
Detector = RMS Sweep Count = 100 RF Atten (dB) = 20 Trace Mode = VIEW	M1 : 5193.106 MHz : -2.781 dBm	Limit: ≤ -2.171 dBm Margin: 0.61 dB

Back to the Matrix

PEAK POWER SPECTRAL DENSITY

Variant: 802.11ac-40, Channel: 5190.00 MHz, Chain b, Temp: Ambient, Voltage: 5 Vdc

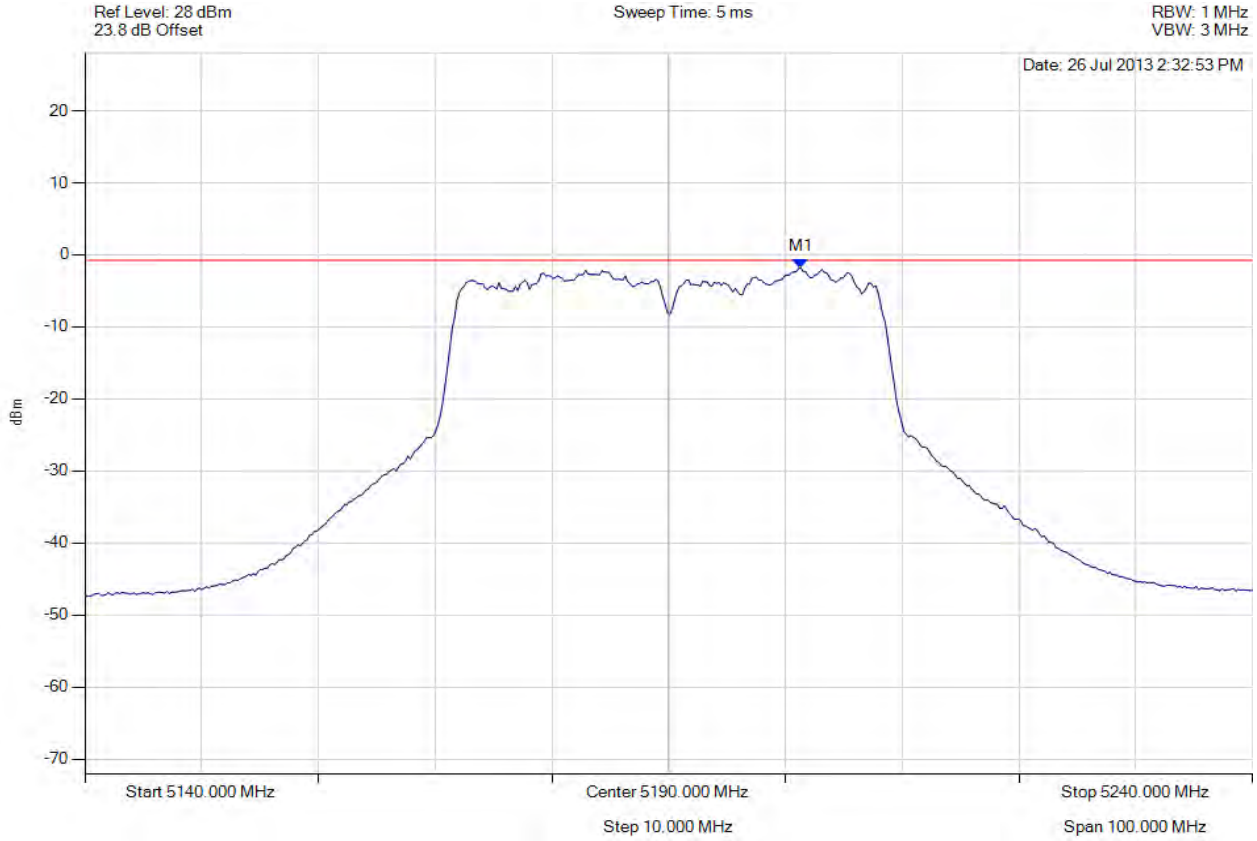

Analyser Setup	Marker : Frequency : Amplitude	Test Results
Detector = RMS Sweep Count = 100 RF Atten (dB) = 20 Trace Mode = VIEW	M1 : 5201.323 MHz : -1.823 dBm	Limit: ≤ -2.171 dBm Margin: -0.35 dB

Back to the Matrix

PEAK POWER SPECTRAL DENSITY

Variant: 802.11ac-40, Channel: 5190.00 MHz, Chain c, Temp: Ambient, Voltage: 5 Vdc

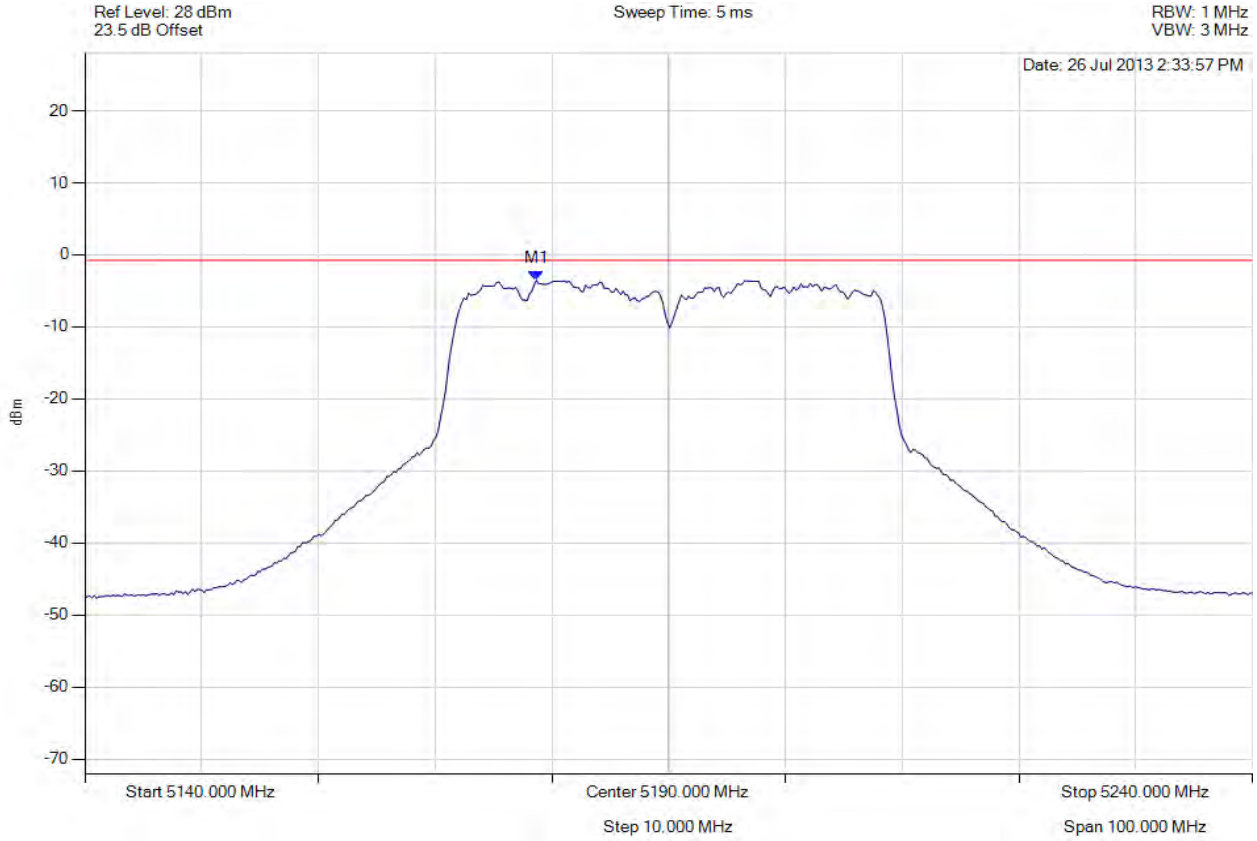

Analyser Setup	Marker : Frequency : Amplitude	Test Results
Detector = RMS Sweep Count = 100 RF Atten (dB) = 20 Trace Mode = VIEW	M1 : 5178.677 MHz : -3.563 dBm	Limit: ≤ -2.171 dBm Margin: 1.39 dB

Back to the Matrix

PEAK POWER SPECTRAL DENSITY

Variant: 802.11ac-40, Channel: 5230.00 MHz, Chain a, Temp: Ambient, Voltage: 5 Vdc

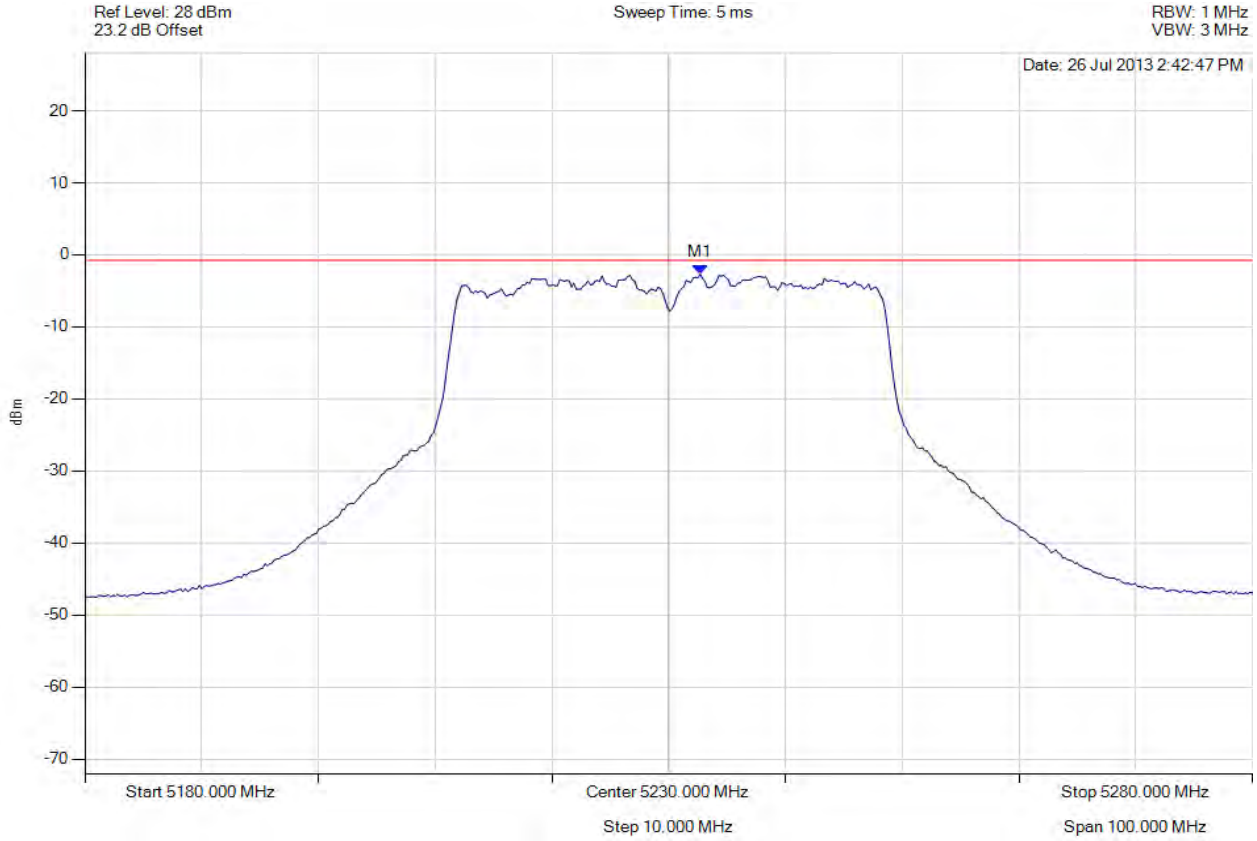

Analyser Setup	Marker : Frequency : Amplitude	Test Results
Detector = RMS Sweep Count = 100 RF Atten (dB) = 20 Trace Mode = VIEW	M1 : 5232.705 MHz : -2.701 dBm	Limit: ≤ -2.171 dBm Margin: 0.53 dB

Back to the Matrix

PEAK POWER SPECTRAL DENSITY

Variant: 802.11ac-40, Channel: 5230.00 MHz, Chain b, Temp: Ambient, Voltage: 5 Vdc

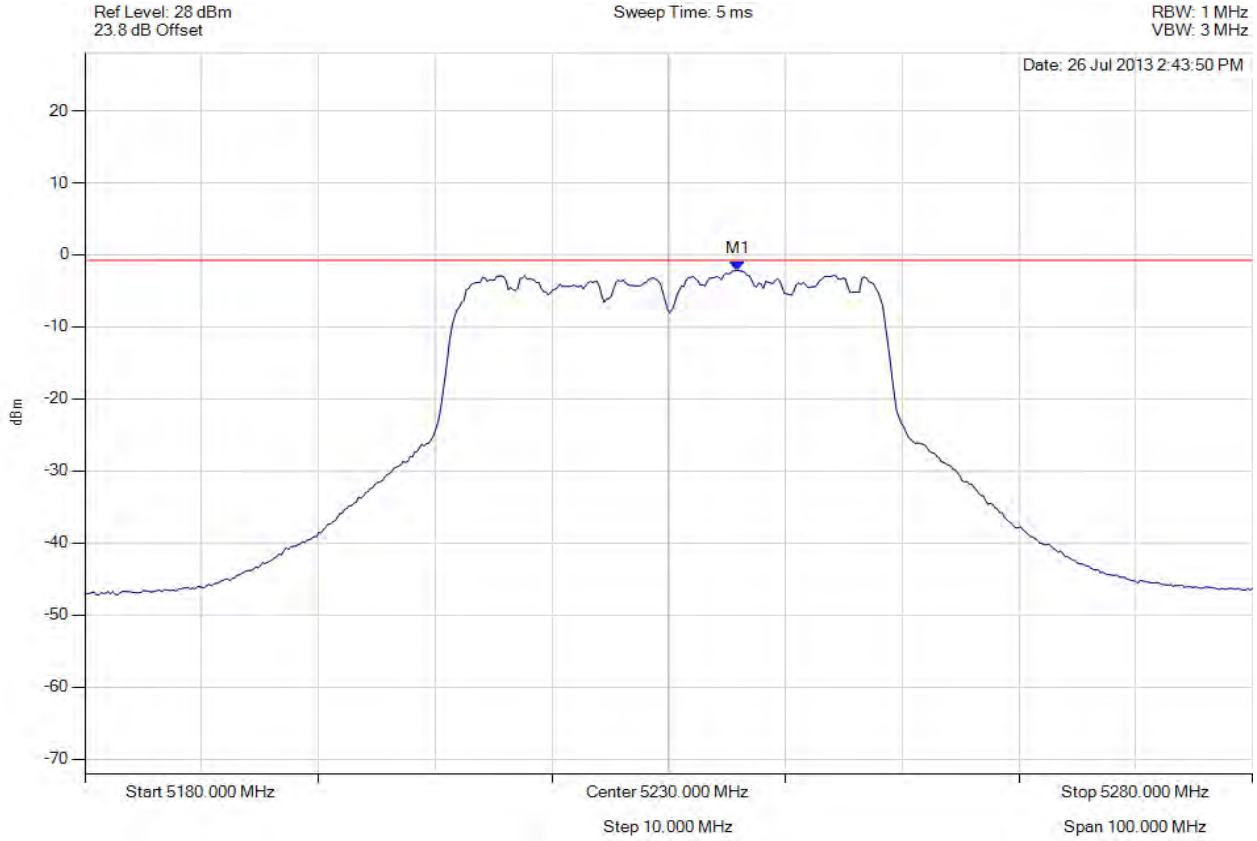

Analyser Setup	Marker : Frequency : Amplitude	Test Results
Detector = RMS Sweep Count = 100 RF Atten (dB) = 20 Trace Mode = VIEW	M1 : 5235.912 MHz : -2.153 dBm	Limit: ≤ -2.171 dBm Margin: -0.02 dB

Back to the Matrix

PEAK POWER SPECTRAL DENSITY

Variant: 802.11ac-40, Channel: 5230.00 MHz, Chain c, Temp: Ambient, Voltage: 5 Vdc

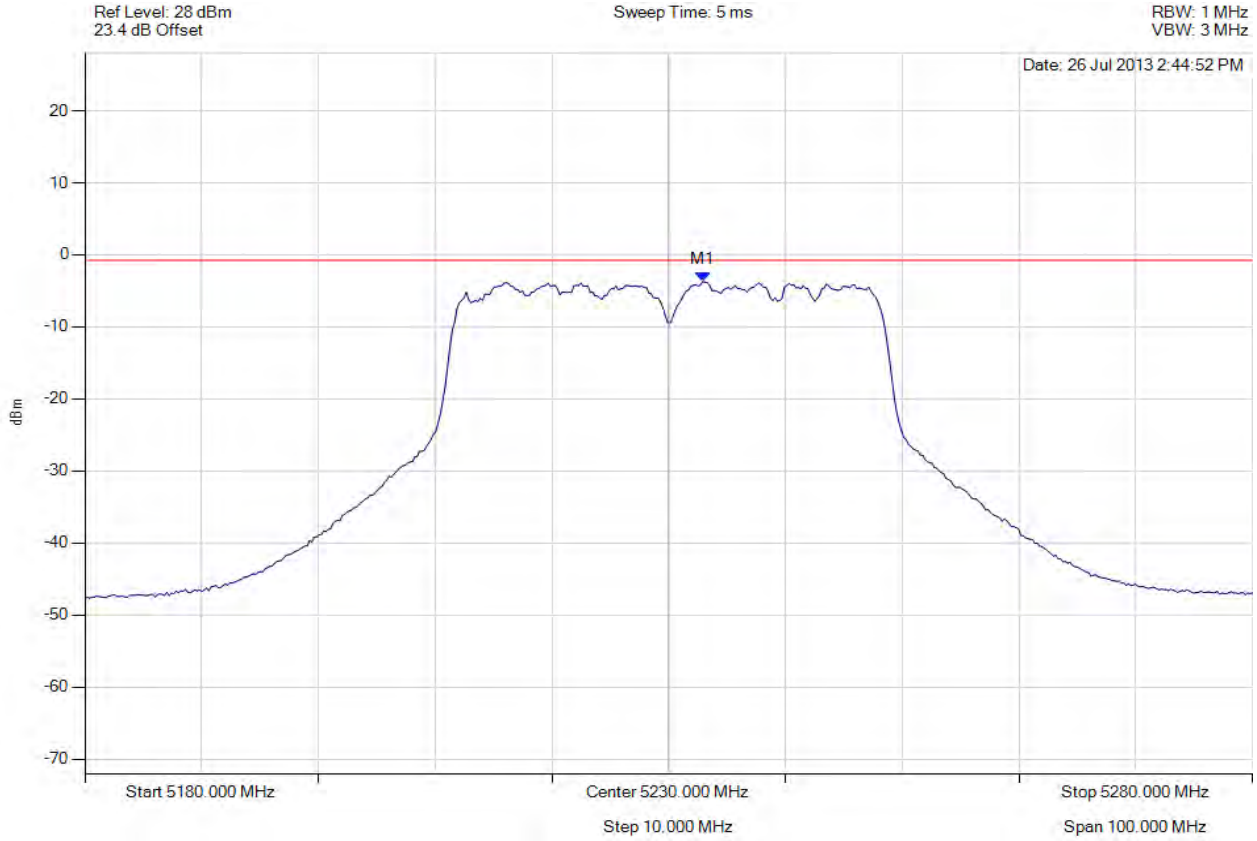

Analyser Setup	Marker : Frequency : Amplitude	Test Results
Detector = RMS Sweep Count = 100 RF Atten (dB) = 20 Trace Mode = VIEW	M1 : 5232.906 MHz : -3.735 dBm	Limit: ≤ -2.171 dBm Margin: 1.56 dB

Back to the Matrix

PEAK POWER SPECTRAL DENSITY

Variant: 802.11ac-80, Channel: 5210.00 MHz, Chain a, Temp: Ambient, Voltage: 5 Vdc

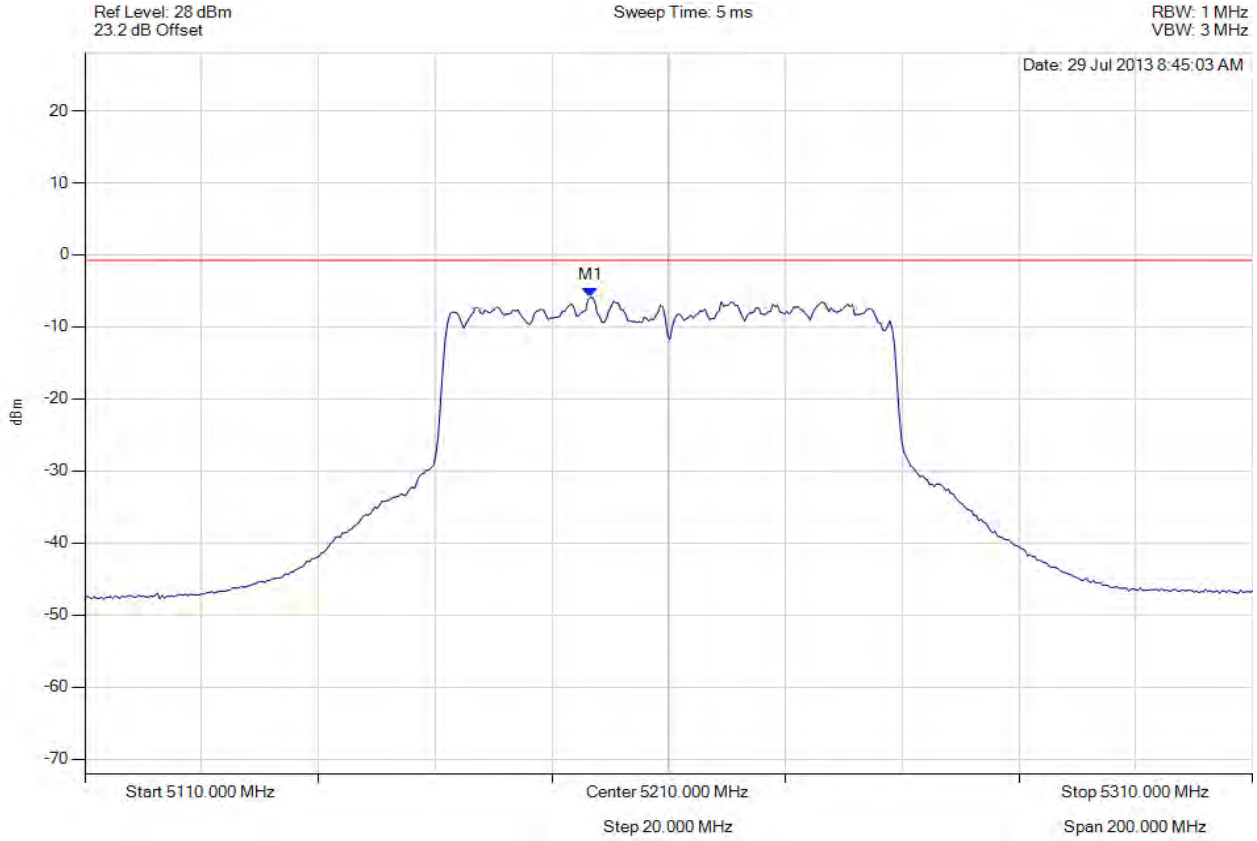

Analyser Setup	Marker : Frequency : Amplitude	Test Results
Detector = RMS Sweep Count = 100 RF Atten (dB) = 20 Trace Mode = VIEW	M1 : 5196.573 MHz : -5.946 dBm	Limit: ≤ -2.171 dBm Margin: 3.77 dB

Back to the Matrix

PEAK POWER SPECTRAL DENSITY

Variant: 802.11ac-80, Channel: 5210.00 MHz, Chain b, Temp: Ambient, Voltage: 5 Vdc

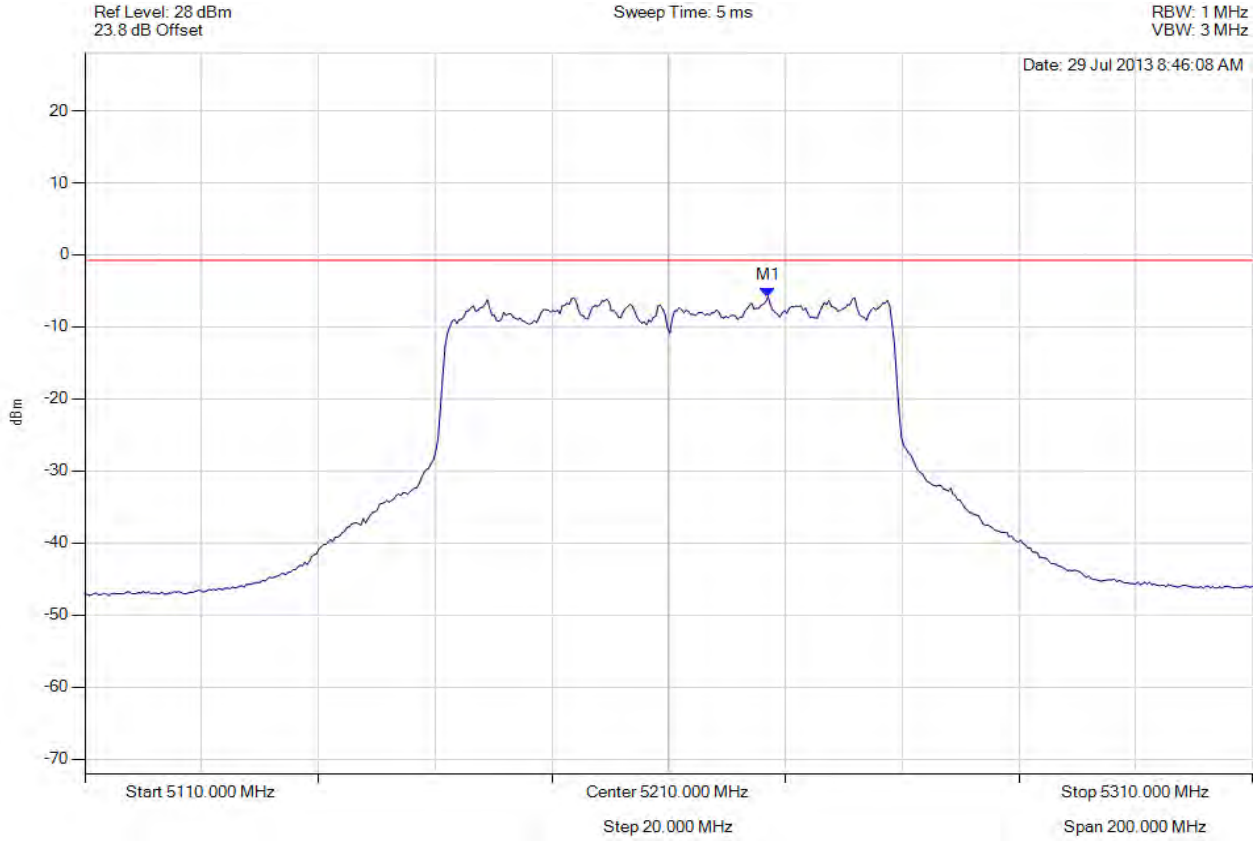

Analyser Setup	Marker : Frequency : Amplitude	Test Results
Detector = RMS Sweep Count = 100 RF Atten (dB) = 20 Trace Mode = VIEW	M1 : 5227.034 MHz : -5.809 dBm	Limit: ≤ -2.171 dBm Margin: 3.64 dB

Back to the Matrix

PEAK POWER SPECTRAL DENSITY

Variant: 802.11ac-80, Channel: 5210.00 MHz, Chain c, Temp: Ambient, Voltage: 5 Vdc

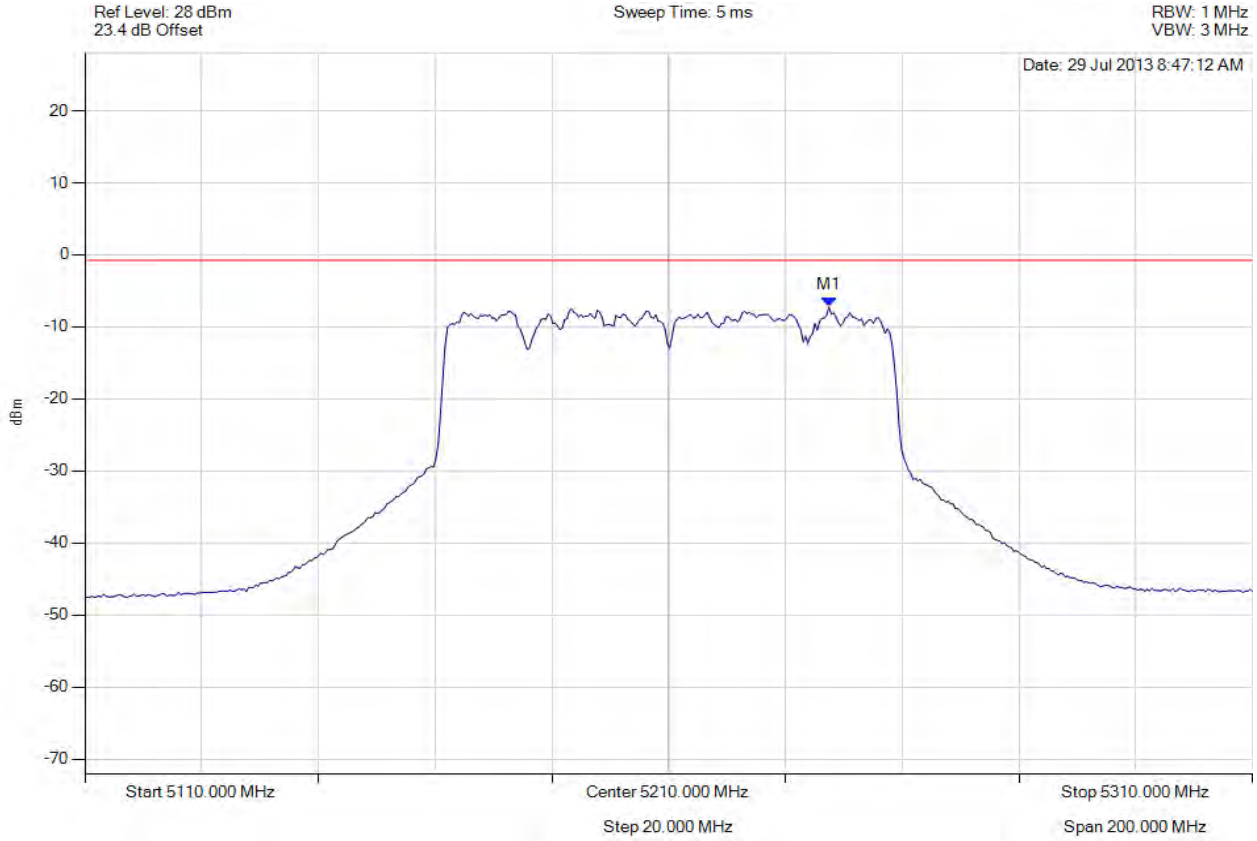

Analyser Setup	Marker : Frequency : Amplitude	Test Results
Detector = RMS Sweep Count = 100 RF Atten (dB) = 20 Trace Mode = VIEW	M1 : 5237.455 MHz : -7.219 dBm	Limit: ≤ -2.171 dBm Margin: 5.05 dB

Back to the Matrix

PEAK POWER SPECTRAL DENSITY

Variant: 802.11a, Channel: 5260.00 MHz, Chain b, Temp: Ambient, Voltage: 5 Vdc

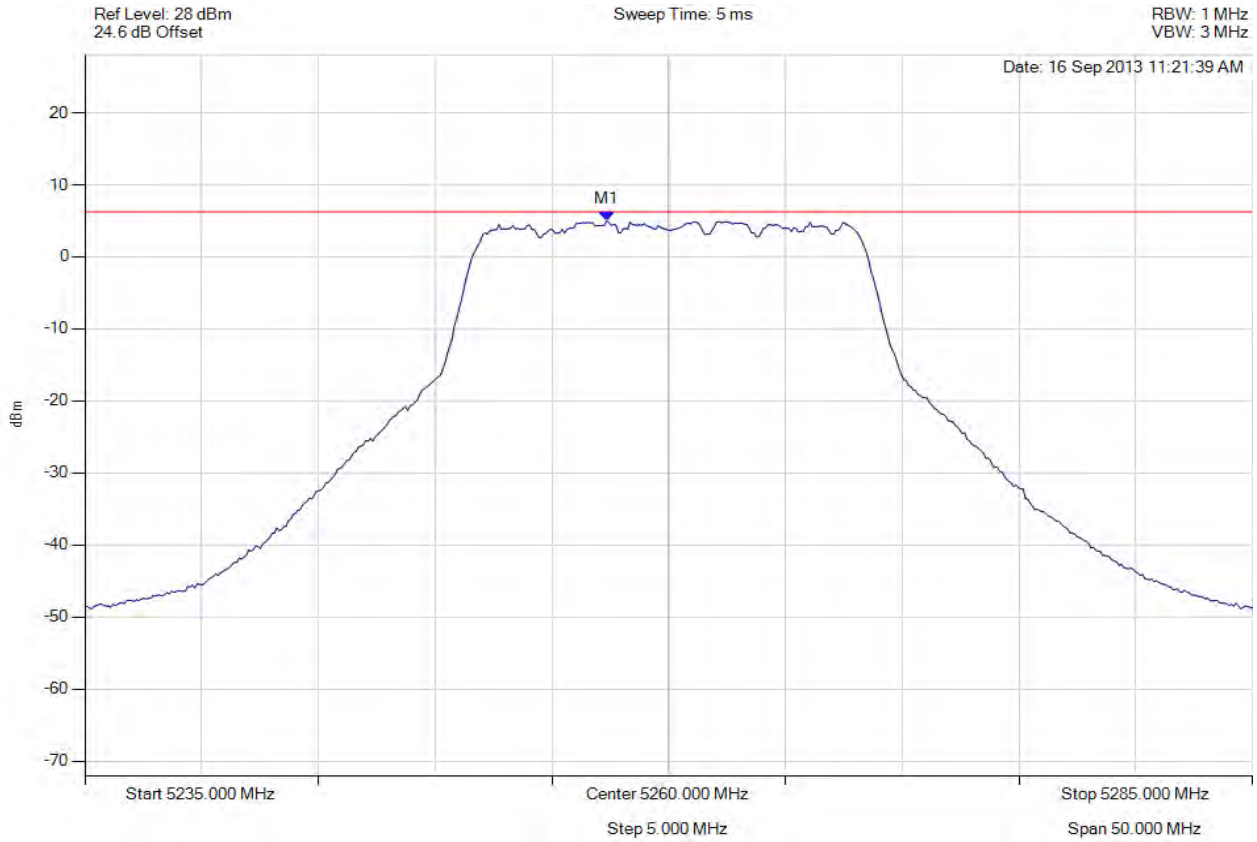

Analyser Setup	Marker : Frequency : Amplitude	Test Results
Detector = RMS Sweep Count = 100 RF Atten (dB) = 20 Trace Mode = VIEW	M1 : 5257.345 MHz : 5.008 dBm	Limit: ≤ 4.829 dBm Margin: 0.18 dB

Back to the Matrix

PEAK POWER SPECTRAL DENSITY

Variant: 802.11a, Channel: 5260.00 MHz, Chain c, Temp: Ambient, Voltage: 5 Vdc

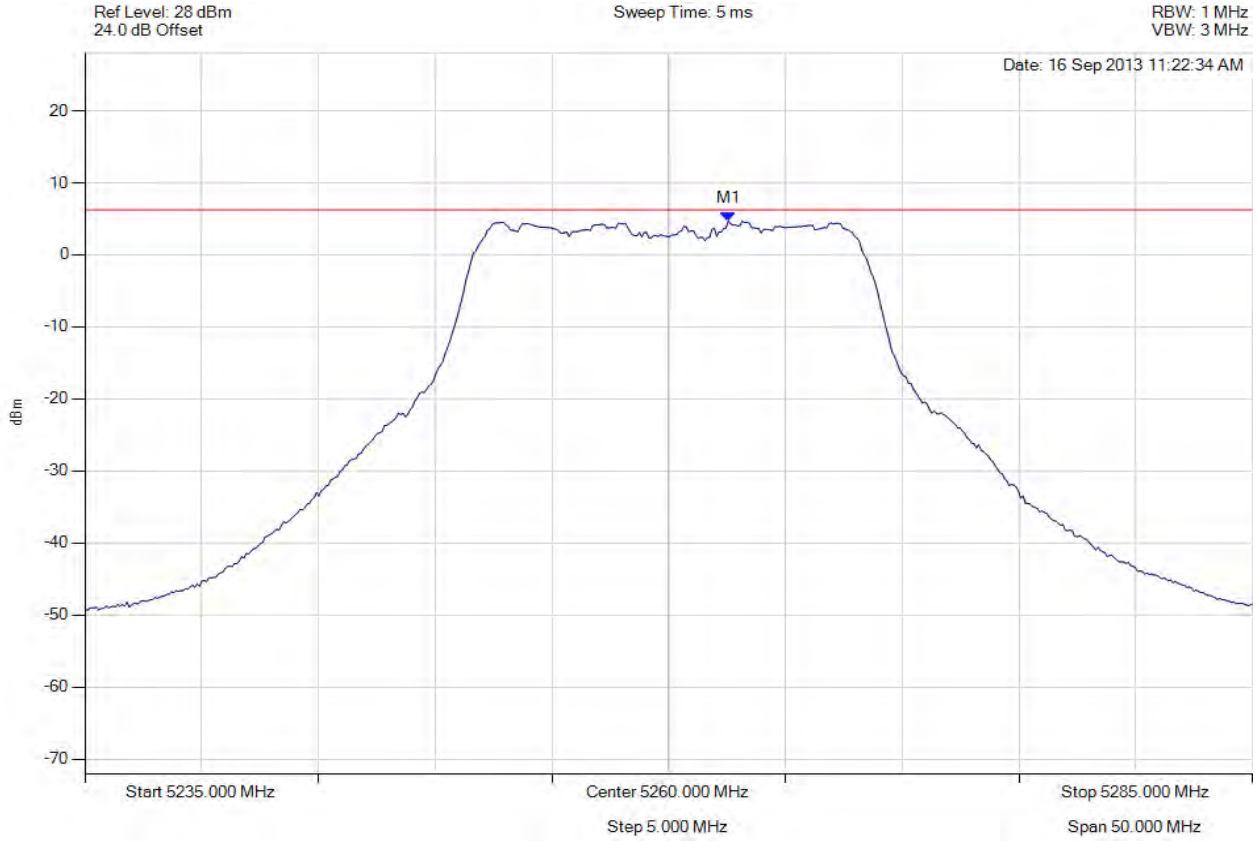

Analyser Setup	Marker : Frequency : Amplitude	Test Results
Detector = RMS Sweep Count = 100 RF Atten (dB) = 20 Trace Mode = VIEW	M1 : 5262.555 MHz : 4.716 dBm	Limit: ≤ 4.829 dBm Margin: -0.11 dB

Back to the Matrix

PEAK POWER SPECTRAL DENSITY

Variant: 802.11a, Channel: 5300.00 MHz, Chain a, Temp: Ambient, Voltage: 5 Vdc

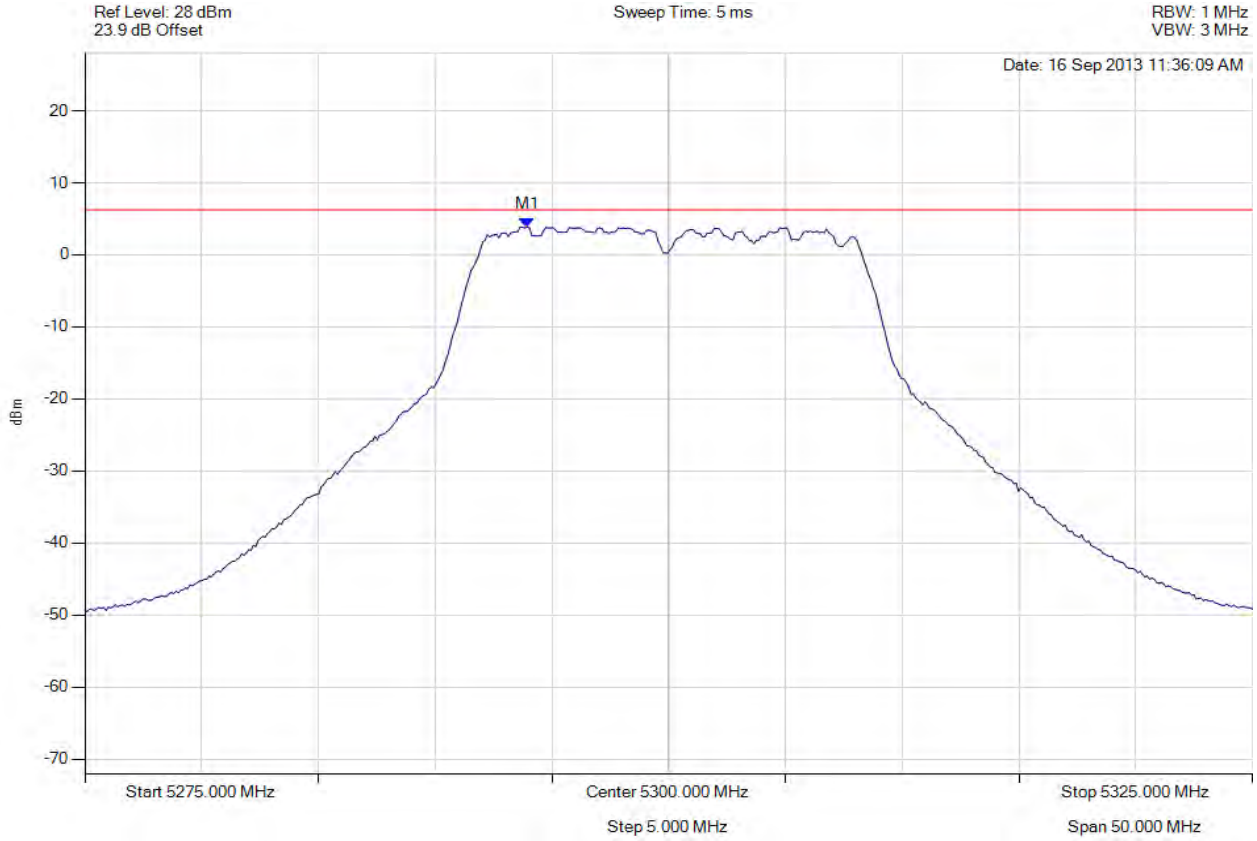

Analyser Setup	Marker : Frequency : Amplitude	Test Results
Detector = RMS Sweep Count = 100 RF Atten (dB) = 20 Trace Mode = VIEW	M1 : 5293.938 MHz : 3.875 dBm	Limit: ≤ 4.829 dBm Margin: -0.95 dB

Back to the Matrix

PEAK POWER SPECTRAL DENSITY

Variant: 802.11a, Channel: 5300.00 MHz, Chain b, Temp: Ambient, Voltage: 5 Vdc

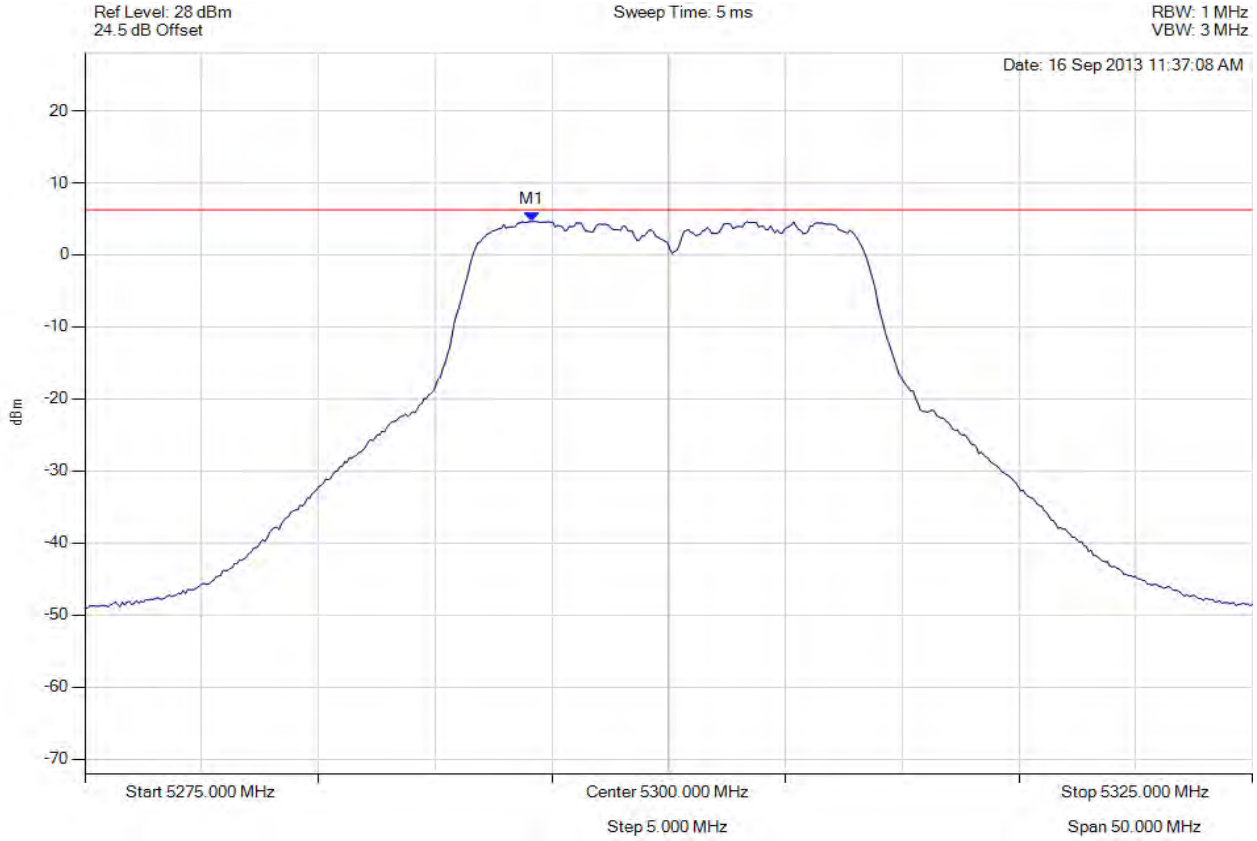

Analyser Setup	Marker : Frequency : Amplitude	Test Results
Detector = RMS Sweep Count = 100 RF Atten (dB) = 20 Trace Mode = VIEW	M1 : 5294.138 MHz : 4.634 dBm	Limit: ≤ 4.829 dBm Margin: -0.19 dB

Back to the Matrix

PEAK POWER SPECTRAL DENSITY

Variant: 802.11a, Channel: 5300.00 MHz, Chain c, Temp: Ambient, Voltage: 5 Vdc

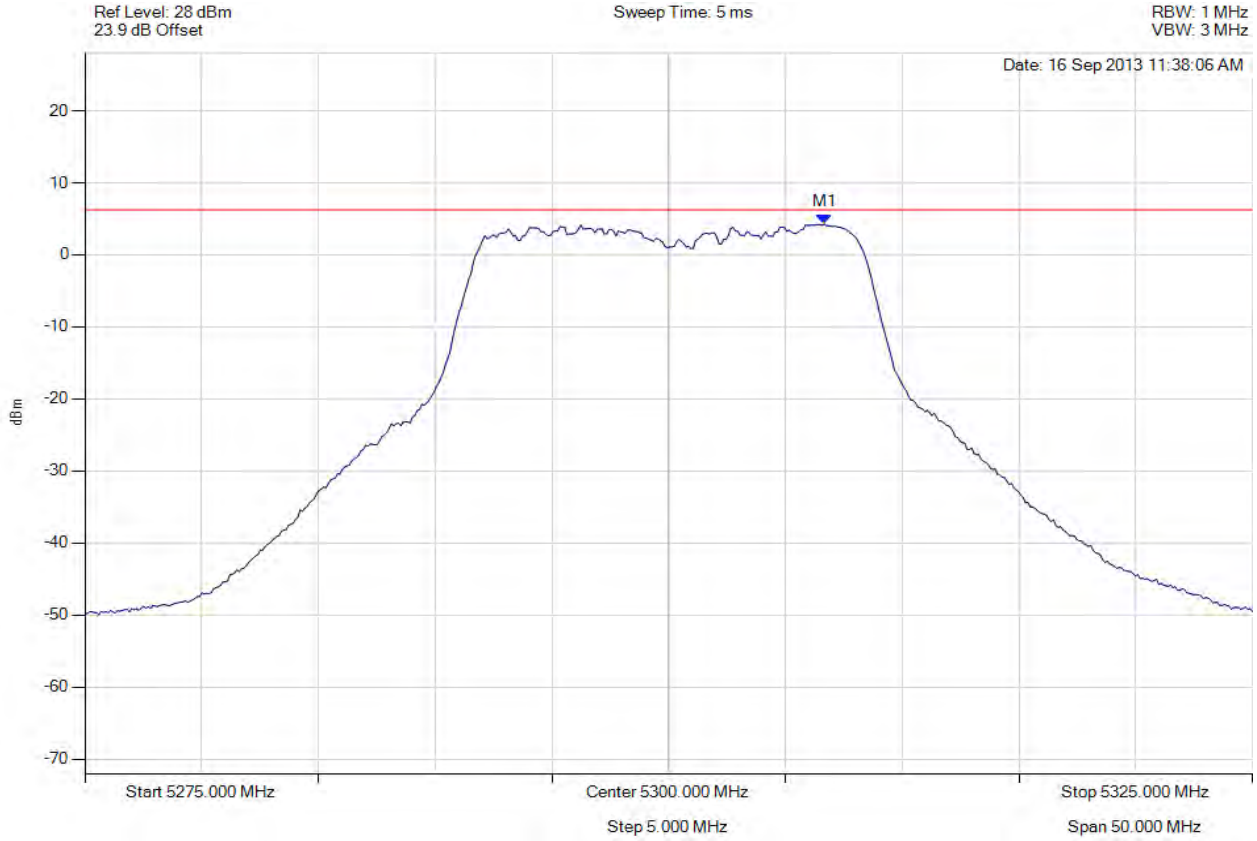

Analyser Setup	Marker : Frequency : Amplitude	Test Results
Detector = RMS Sweep Count = 100 RF Atten (dB) = 20 Trace Mode = VIEW	M1 : 5306.663 MHz : 4.260 dBm	Limit: ≤ 4.829 dBm Margin: -0.57 dB

Back to the Matrix

PEAK POWER SPECTRAL DENSITY

Variant: 802.11a, Channel: 5320.00 MHz, Chain a, Temp: Ambient, Voltage: 5 Vdc

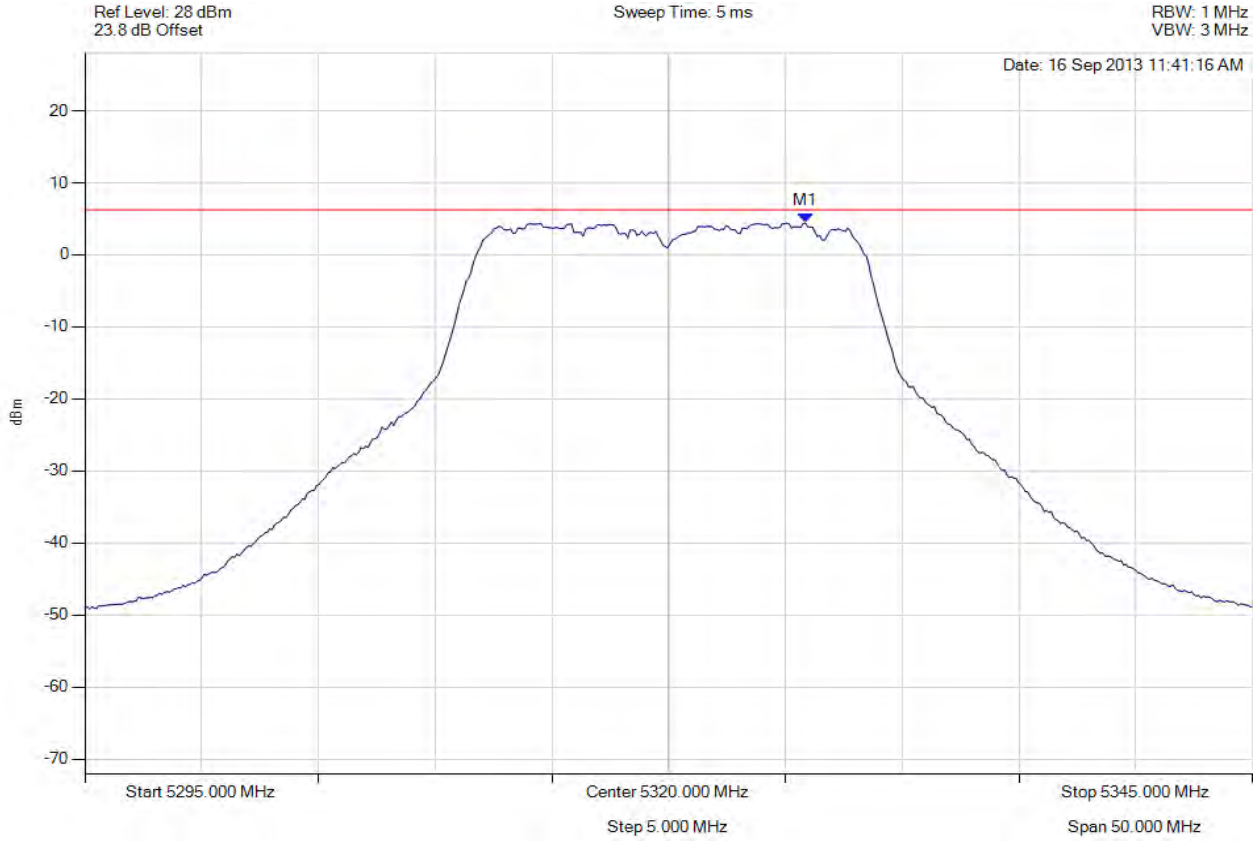

Analyser Setup	Marker : Frequency : Amplitude	Test Results
Detector = RMS Sweep Count = 100 RF Atten (dB) = 20 Trace Mode = VIEW	M1 : 5325.862 MHz : 4.412 dBm	Limit: ≤ 4.829 dBm Margin: -0.42 dB

Back to the Matrix

PEAK POWER SPECTRAL DENSITY

Variant: 802.11a, Channel: 5320.00 MHz, Chain b, Temp: Ambient, Voltage: 5 Vdc

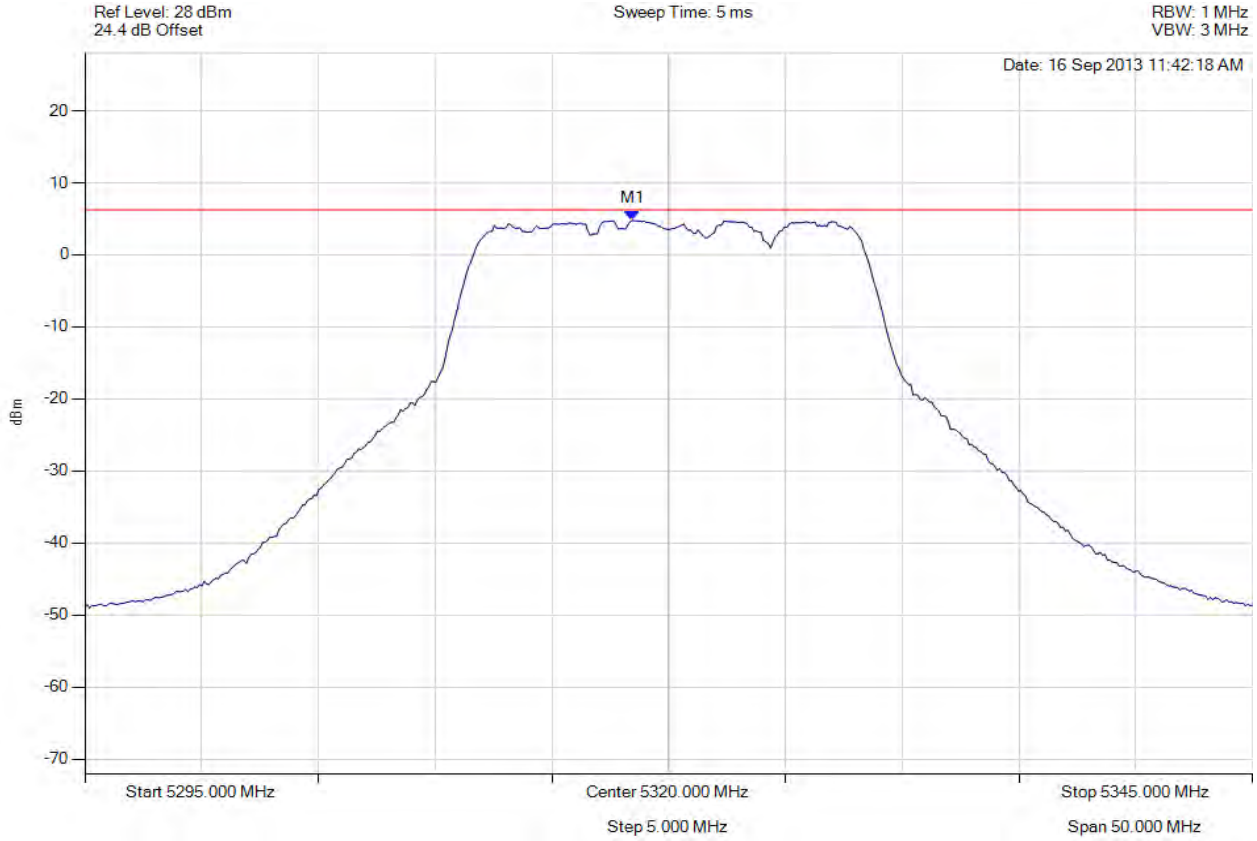

Analyser Setup	Marker : Frequency : Amplitude	Test Results
Detector = RMS Sweep Count = 100 RF Atten (dB) = 20 Trace Mode = VIEW	M1 : 5318.447 MHz : 4.778 dBm	Limit: ≤ 4.829 dBm Margin: -0.05 dB

Back to the Matrix

PEAK POWER SPECTRAL DENSITY

Variant: 802.11a, Channel: 5320.00 MHz, Chain c, Temp: Ambient, Voltage: 5 Vdc

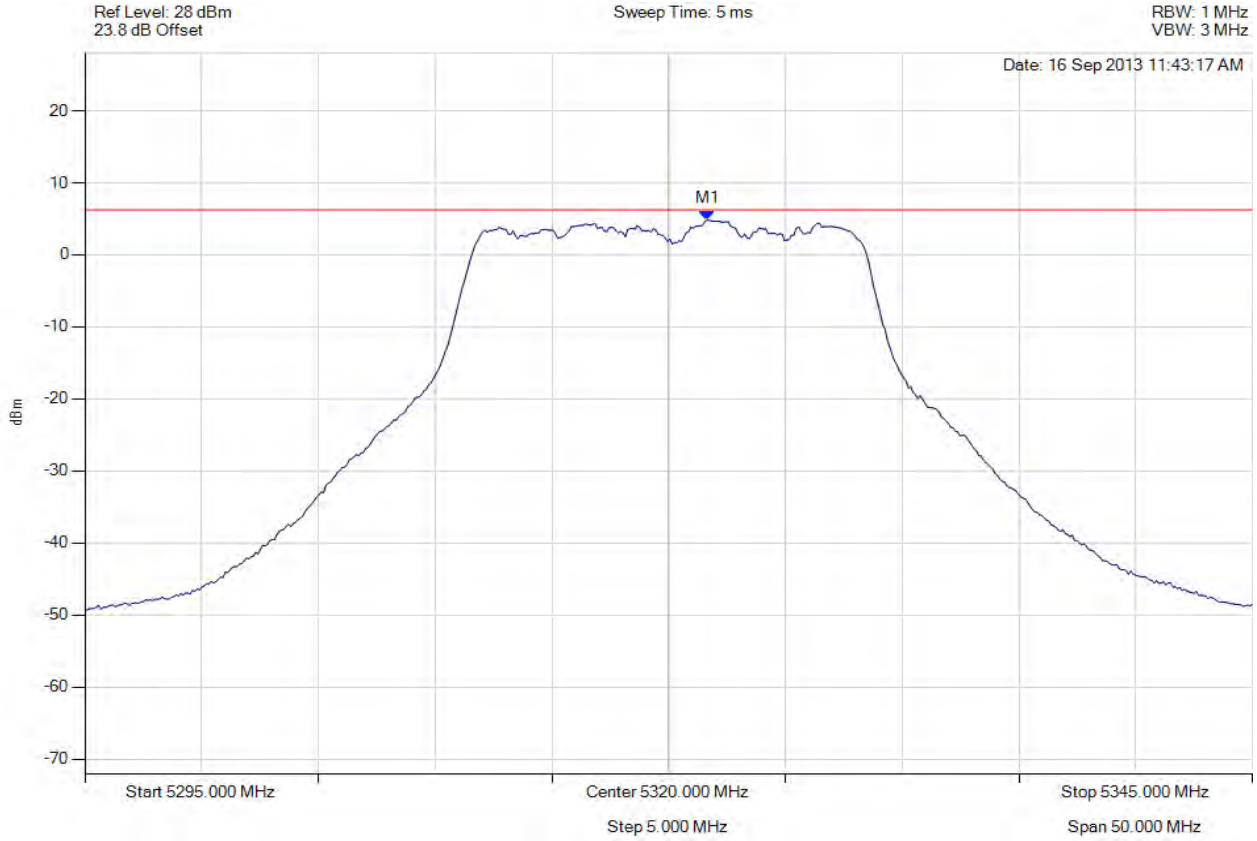

Analyser Setup	Marker : Frequency : Amplitude	Test Results
Detector = RMS Sweep Count = 100 RF Atten (dB) = 20 Trace Mode = VIEW	M1 : 5321.653 MHz : 4.824 dBm	Limit: ≤ 4.829 dBm Margin: 0.00 dB

Back to the Matrix

PEAK POWER SPECTRAL DENSITY

Variant: 802.11n HT-20, Channel: 5260.00 MHz, Chain a, Temp: Ambient, Voltage: 5 Vdc

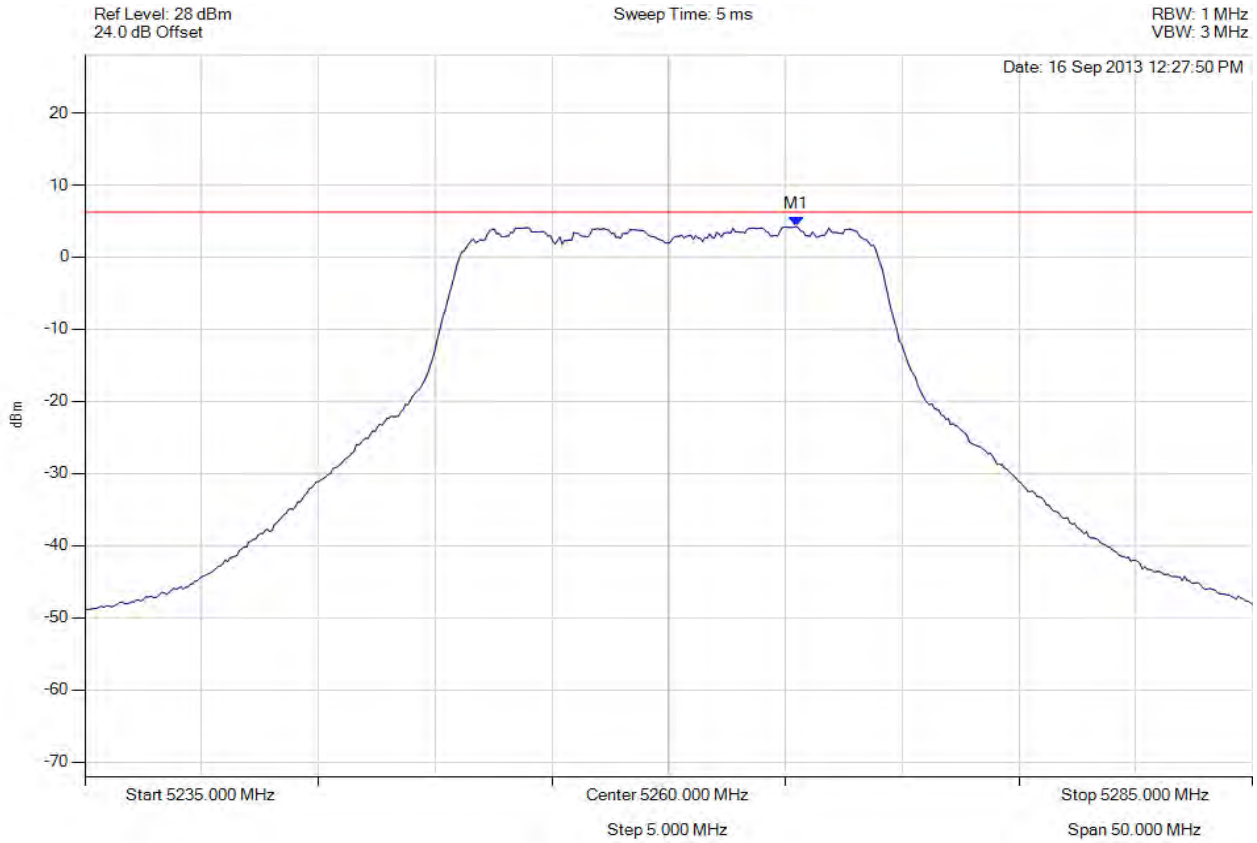

Analyser Setup	Marker : Frequency : Amplitude	Test Results
Detector = RMS Sweep Count = 100 RF Atten (dB) = 20 Trace Mode = VIEW	M1 : 5265.461 MHz : 4.256 dBm	Limit: ≤ 4.829 dBm Margin: -0.57 dB

Back to the Matrix

PEAK POWER SPECTRAL DENSITY

Variant: 802.11n HT-20, Channel: 5260.00 MHz, Chain b, Temp: Ambient, Voltage: 5 Vdc

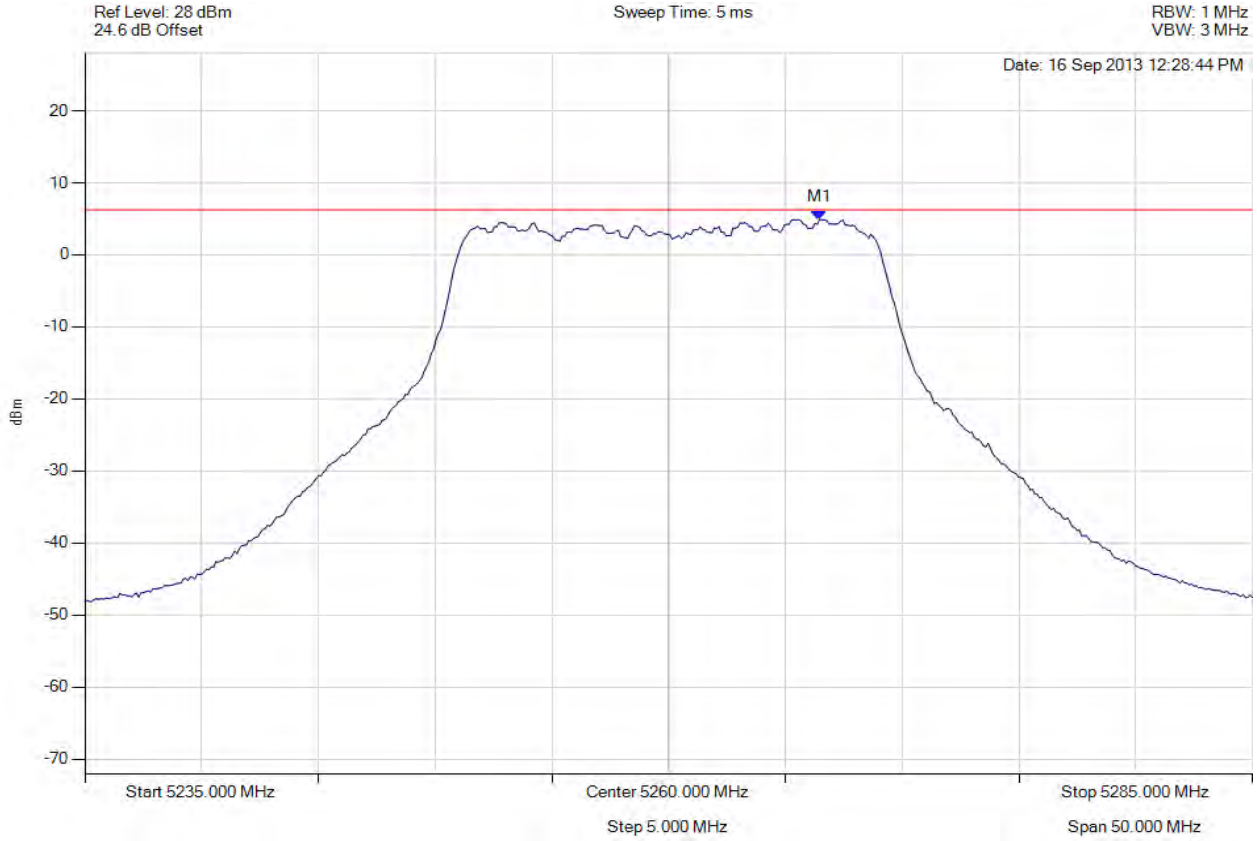

Analyser Setup	Marker : Frequency : Amplitude	Test Results
Detector = RMS Sweep Count = 100 RF Atten (dB) = 20 Trace Mode = VIEW	M1 : 5266.463 MHz : 4.880 dBm	Limit: ≤ 4.829 dBm Margin: 0.05 dB

Back to the Matrix

PEAK POWER SPECTRAL DENSITY

Variant: 802.11n HT-20, Channel: 5260.00 MHz, Chain c, Temp: Ambient, Voltage: 5 Vdc

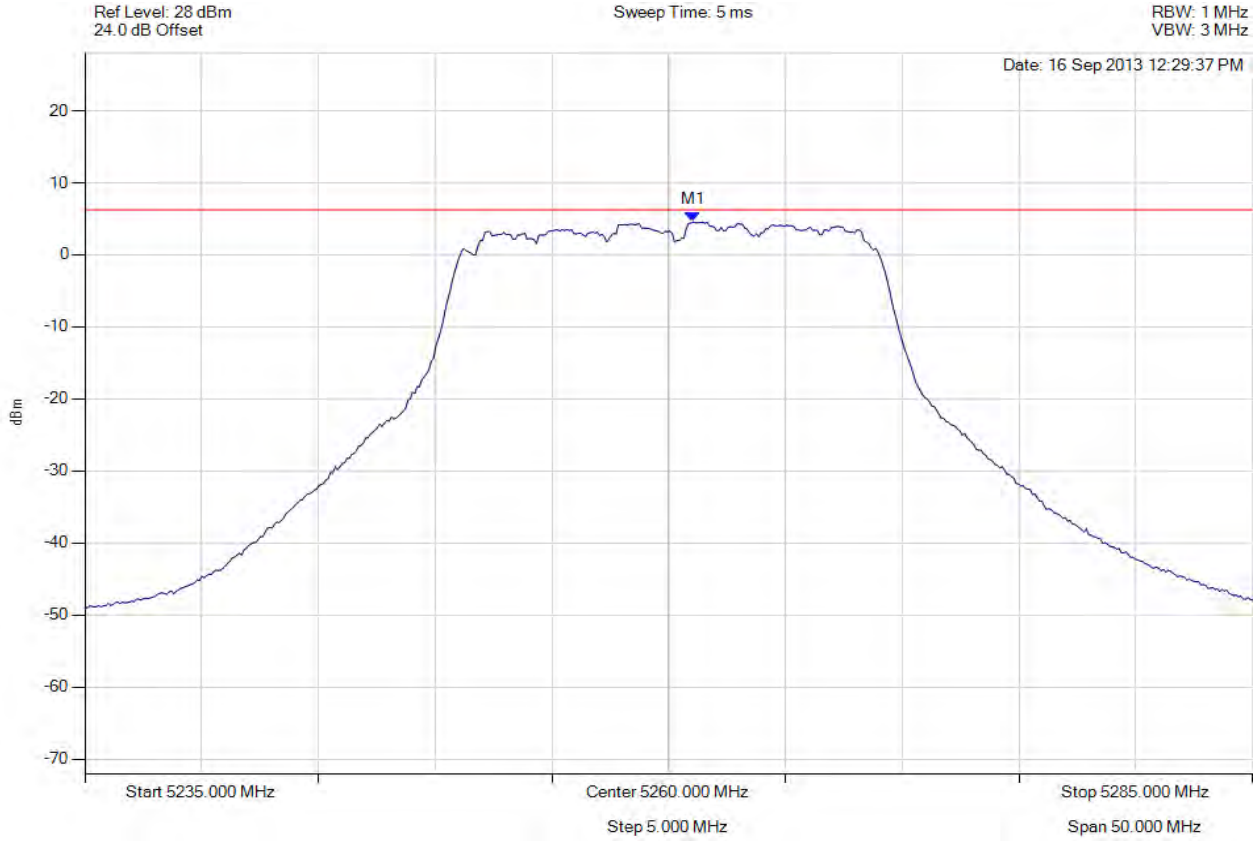

Analyser Setup	Marker : Frequency : Amplitude	Test Results
Detector = RMS Sweep Count = 100 RF Atten (dB) = 20 Trace Mode = VIEW	M1 : 5261.052 MHz : 4.559 dBm	Limit: ≤ 4.829 dBm Margin: -0.27 dB

Back to the Matrix

PEAK POWER SPECTRAL DENSITY

Variant: 802.11n HT-20, Channel: 5300.00 MHz, Chain a, Temp: Ambient, Voltage: 5 Vdc

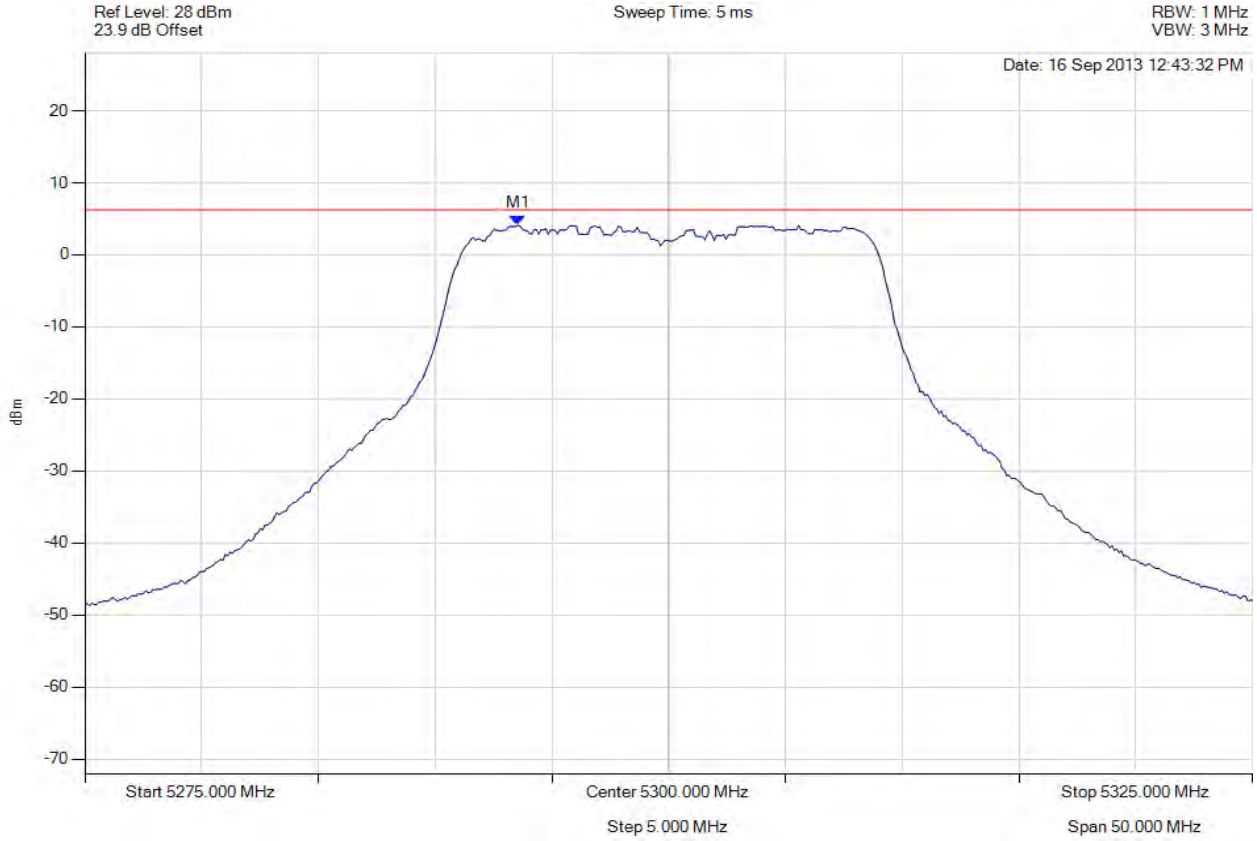

Analyser Setup	Marker : Frequency : Amplitude	Test Results
Detector = RMS Sweep Count = 100 RF Atten (dB) = 20 Trace Mode = VIEW	M1 : 5293.537 MHz : 4.083 dBm	Limit: ≤ 4.829 dBm Margin: -0.75 dB

Back to the Matrix

PEAK POWER SPECTRAL DENSITY

Variant: 802.11n HT-20, Channel: 5300.00 MHz, Chain b, Temp: Ambient, Voltage: 5 Vdc

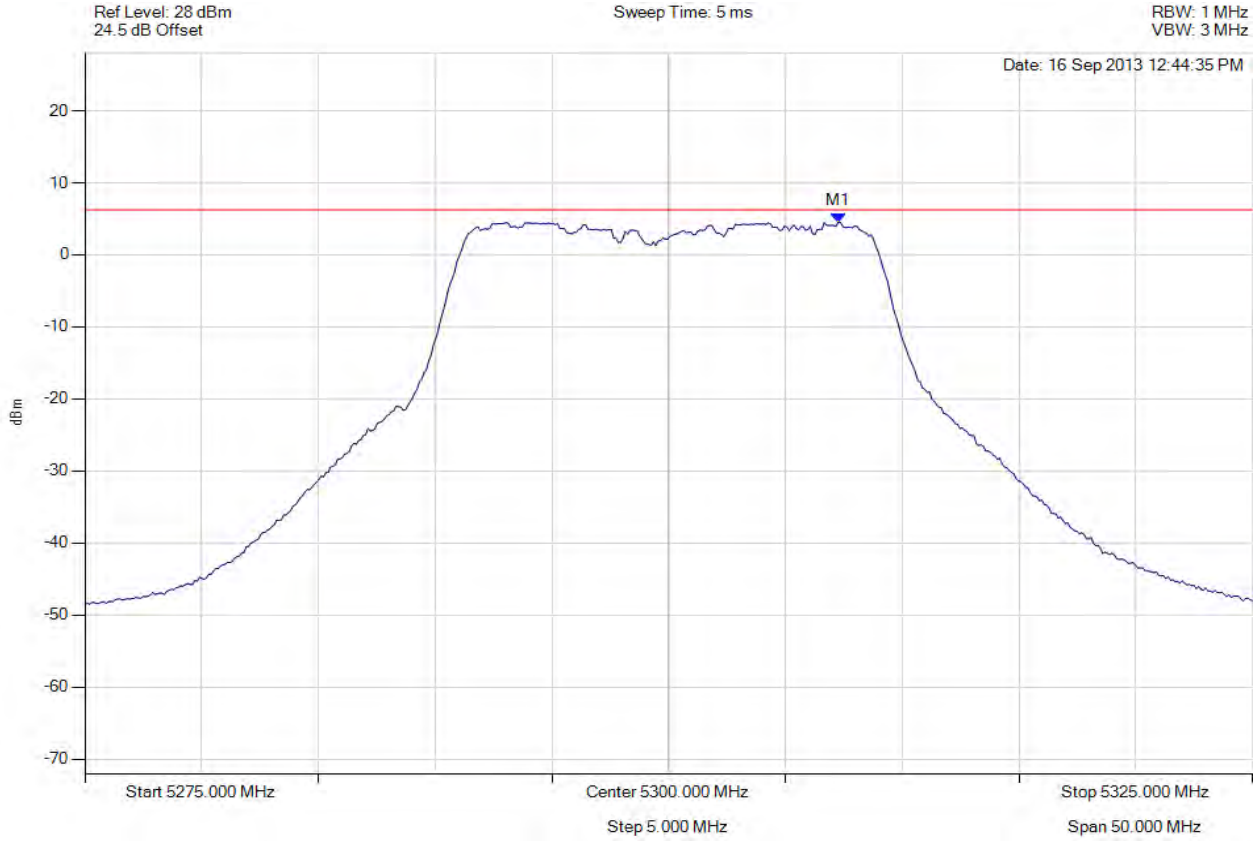

Analyser Setup	Marker : Frequency : Amplitude	Test Results
Detector = RMS Sweep Count = 100 RF Atten (dB) = 20 Trace Mode = VIEW	M1 : 5307.265 MHz : 4.531 dBm	Limit: ≤ 4.829 dBm Margin: -0.30 dB

Back to the Matrix

PEAK POWER SPECTRAL DENSITY

Variant: 802.11n HT-20, Channel: 5300.00 MHz, Chain c, Temp: Ambient, Voltage: 5 Vdc

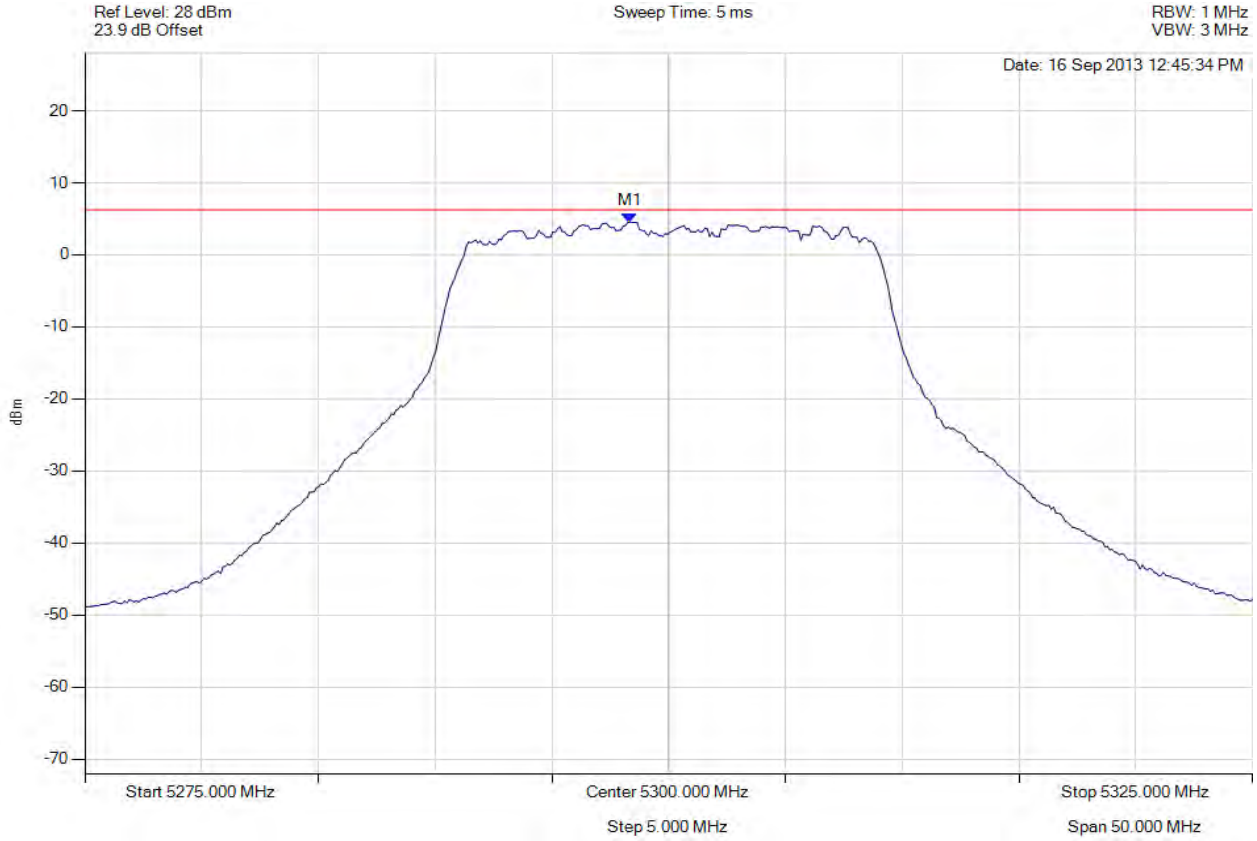

Analyser Setup	Marker : Frequency : Amplitude	Test Results
Detector = RMS Sweep Count = 100 RF Atten (dB) = 20 Trace Mode = VIEW	M1 : 5298.347 MHz : 4.541 dBm	Limit: ≤ 4.829 dBm Margin: -0.29 dB

Back to the Matrix

PEAK POWER SPECTRAL DENSITY

Variant: 802.11n HT-20, Channel: 5320.00 MHz, Chain a, Temp: Ambient, Voltage: 5 Vdc

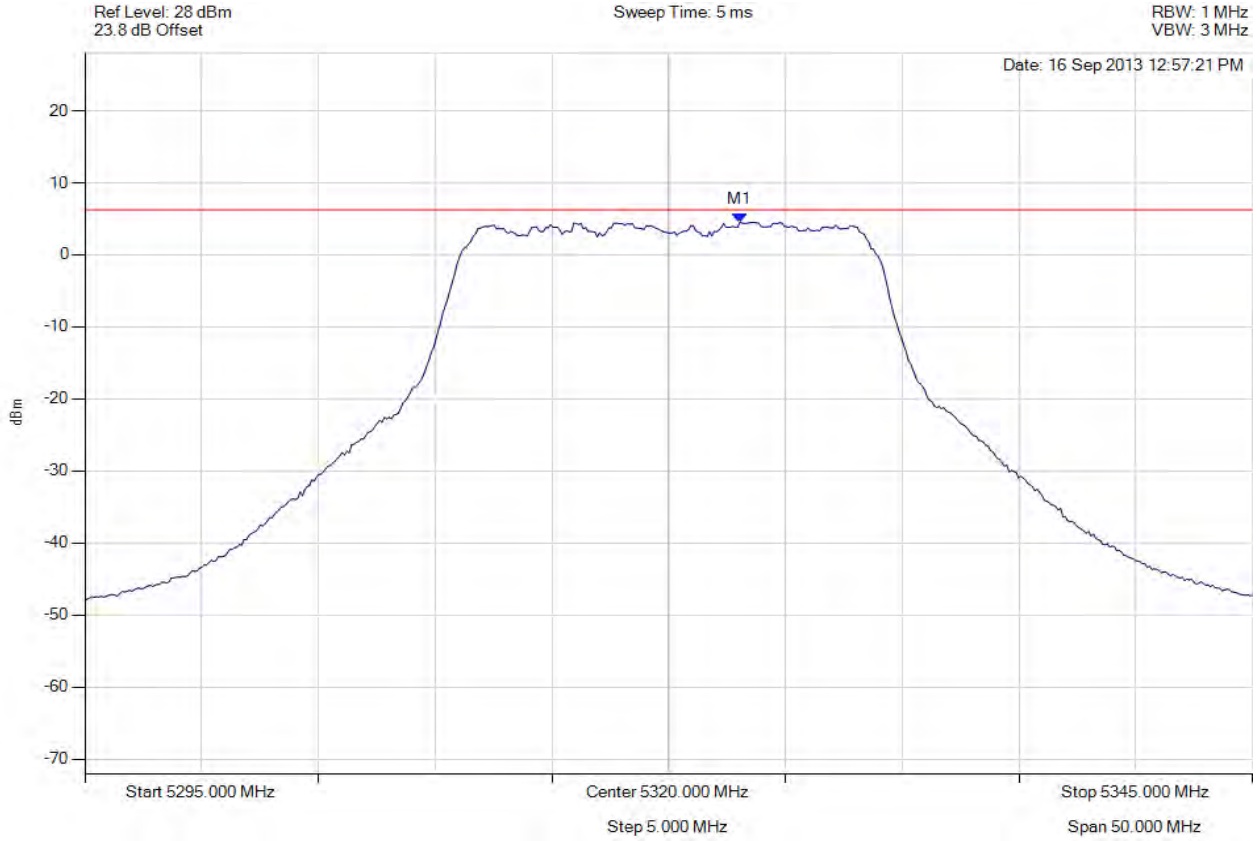

Analyser Setup	Marker : Frequency : Amplitude	Test Results
Detector = RMS Sweep Count = 100 RF Atten (dB) = 20 Trace Mode = VIEW	M1 : 5323.056 MHz : 4.549 dBm	Limit: ≤ 4.829 dBm Margin: -0.28 dB

Back to the Matrix

PEAK POWER SPECTRAL DENSITY

Variant: 802.11n HT-20, Channel: 5320.00 MHz, Chain b, Temp: Ambient, Voltage: 5 Vdc

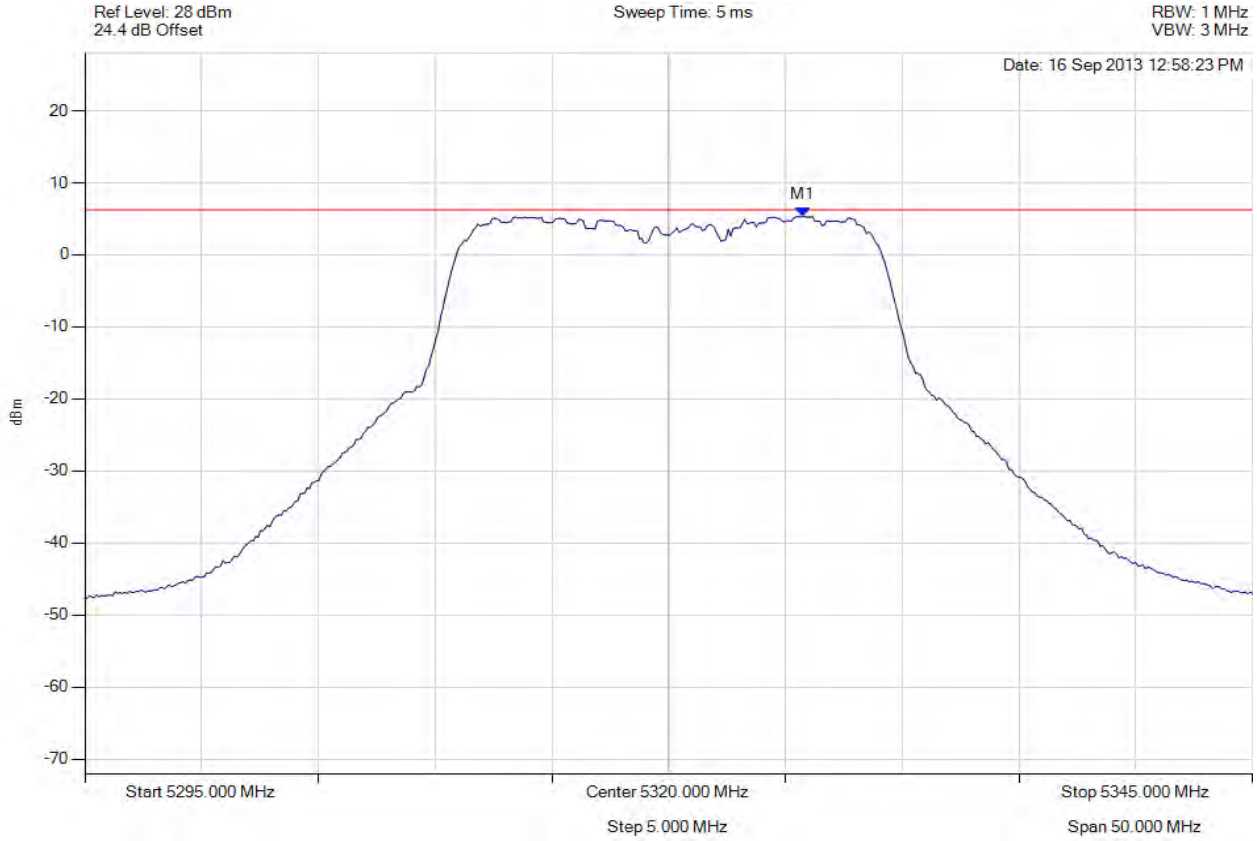

Analyser Setup	Marker : Frequency : Amplitude	Test Results
Detector = RMS Sweep Count = 100 RF Atten (dB) = 20 Trace Mode = VIEW	M1 : 5325.762 MHz : 5.329 dBm	Limit: ≤ 4.829 dBm Margin: 0.50 dB

Back to the Matrix

PEAK POWER SPECTRAL DENSITY

Variant: 802.11n HT-20, Channel: 5320.00 MHz, Chain c, Temp: Ambient, Voltage: 5 Vdc

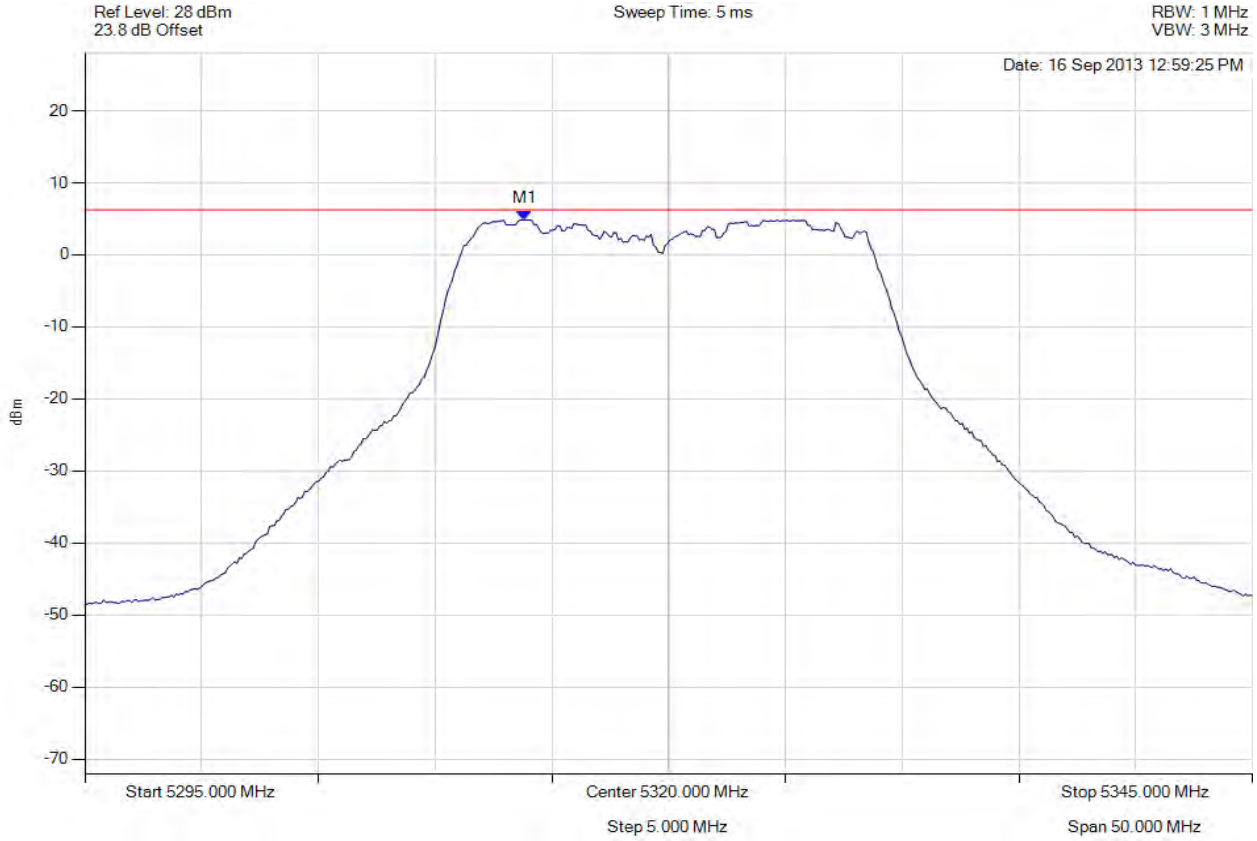

Analyser Setup	Marker : Frequency : Amplitude	Test Results
Detector = RMS Sweep Count = 100 RF Atten (dB) = 20 Trace Mode = VIEW	M1 : 5313.838 MHz : 4.845 dBm	Limit: ≤ 4.829 dBm Margin: 0.02 dB

Back to the Matrix

PEAK POWER SPECTRAL DENSITY

Variant: 802.11n HT-20, Channel: 5320.00 MHz, Chain c, Temp: Ambient, Voltage: 5 Vdc

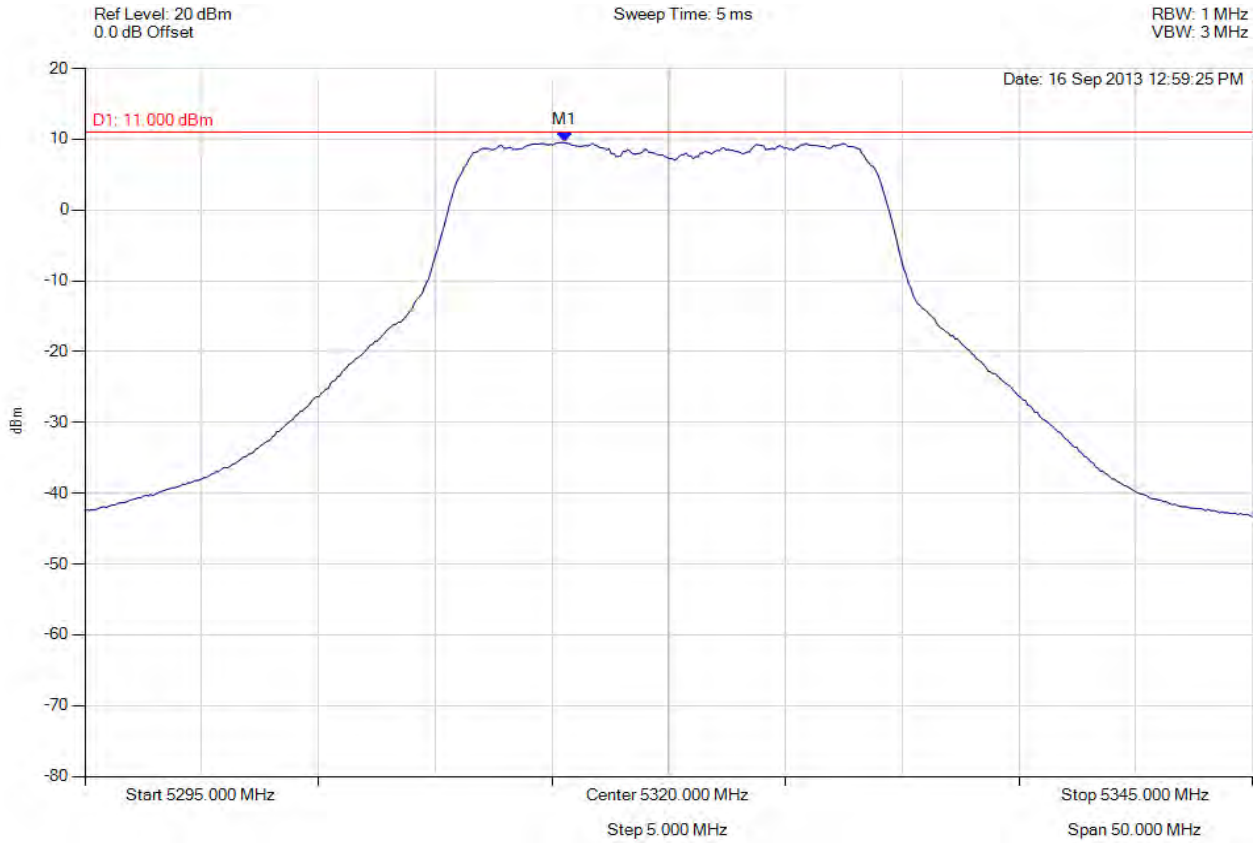

Analyser Setup	Marker : Frequency : Amplitude	Test Results
Detector = RMS Sweep Count = 100 RF Atten (dB) = 30 Trace Mode = VIEW	M1 : 5315.541 MHz : 9.550 dBm	Limit: ≤ 4.829 dBm Margin: 4.72 dB

Back to the Matrix

PEAK POWER SPECTRAL DENSITY

Variant: 802.11n HT-40, Channel: 5270.00 MHz, Chain a, Temp: Ambient, Voltage: 5 Vdc

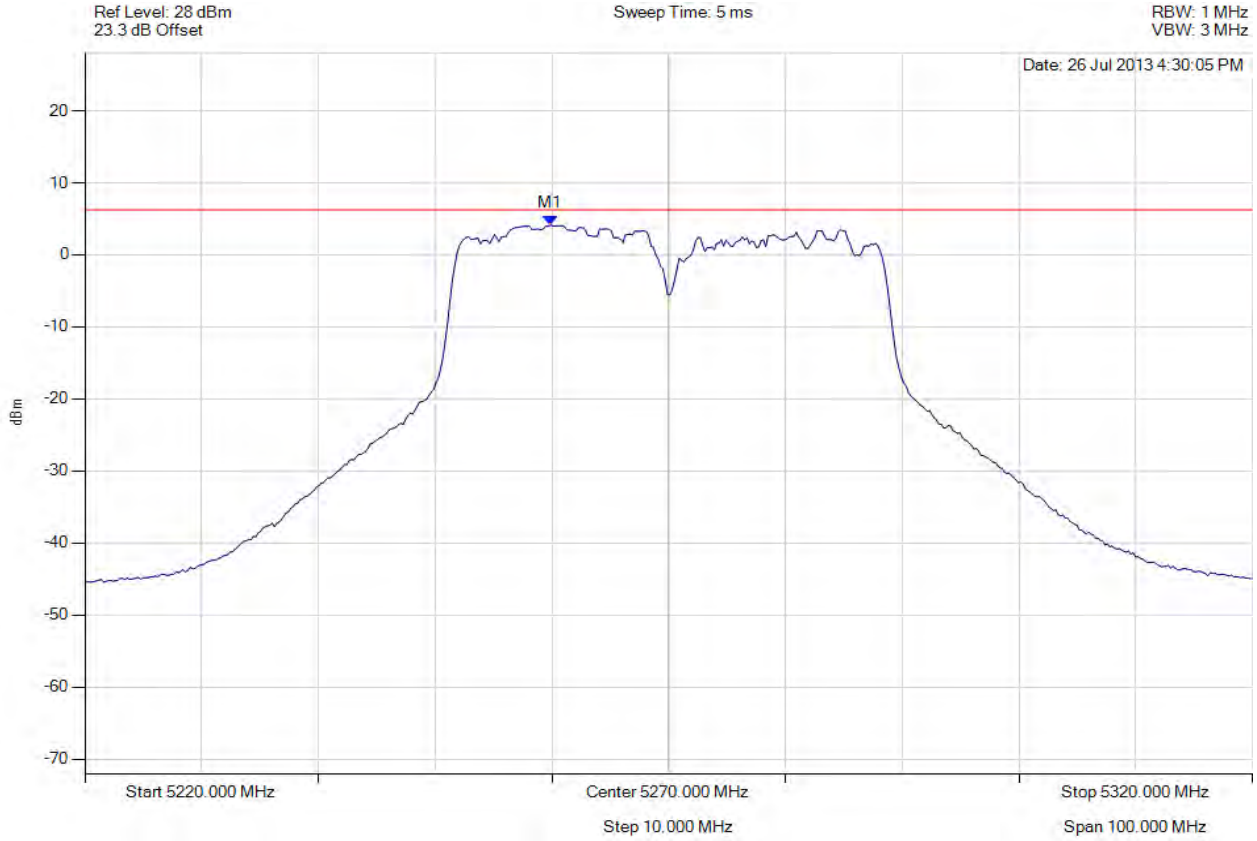

Analyser Setup	Marker : Frequency : Amplitude	Test Results
Detector = RMS Sweep Count = 100 RF Atten (dB) = 20 Trace Mode = VIEW	M1 : 5259.880 MHz : 4.137 dBm	Limit: ≤ 4.829 dBm Margin: -0.69 dB

Back to the Matrix

PEAK POWER SPECTRAL DENSITY

Variant: 802.11n HT-40, Channel: 5270.00 MHz, Chain b, Temp: Ambient, Voltage: 5 Vdc

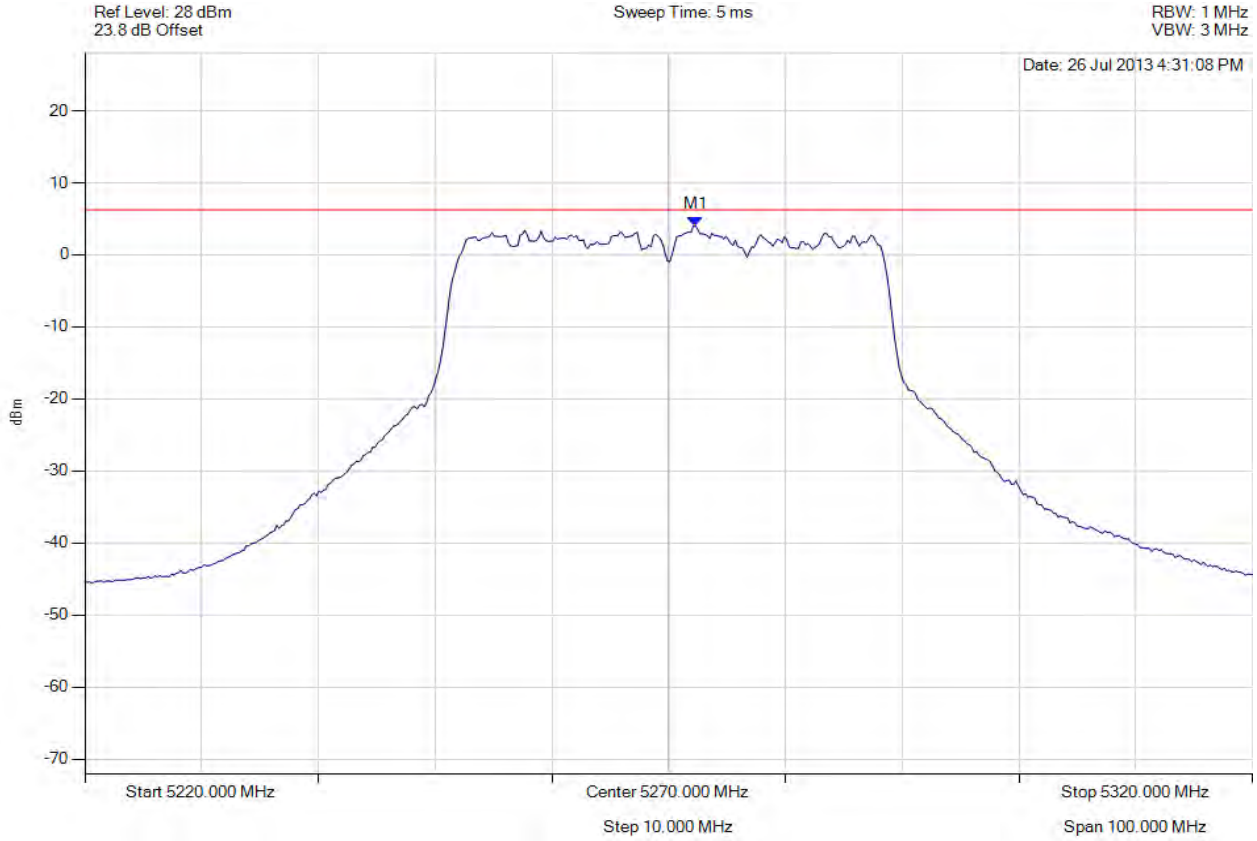

Analyser Setup	Marker : Frequency : Amplitude	Test Results
Detector = RMS Sweep Count = 100 RF Atten (dB) = 20 Trace Mode = VIEW	M1 : 5272.305 MHz : 4.006 dBm	Limit: ≤ 4.829 dBm Margin: -0.82 dB

Back to the Matrix

PEAK POWER SPECTRAL DENSITY

Variant: 802.11n HT-40, Channel: 5270.00 MHz, Chain c, Temp: Ambient, Voltage: 5 Vdc

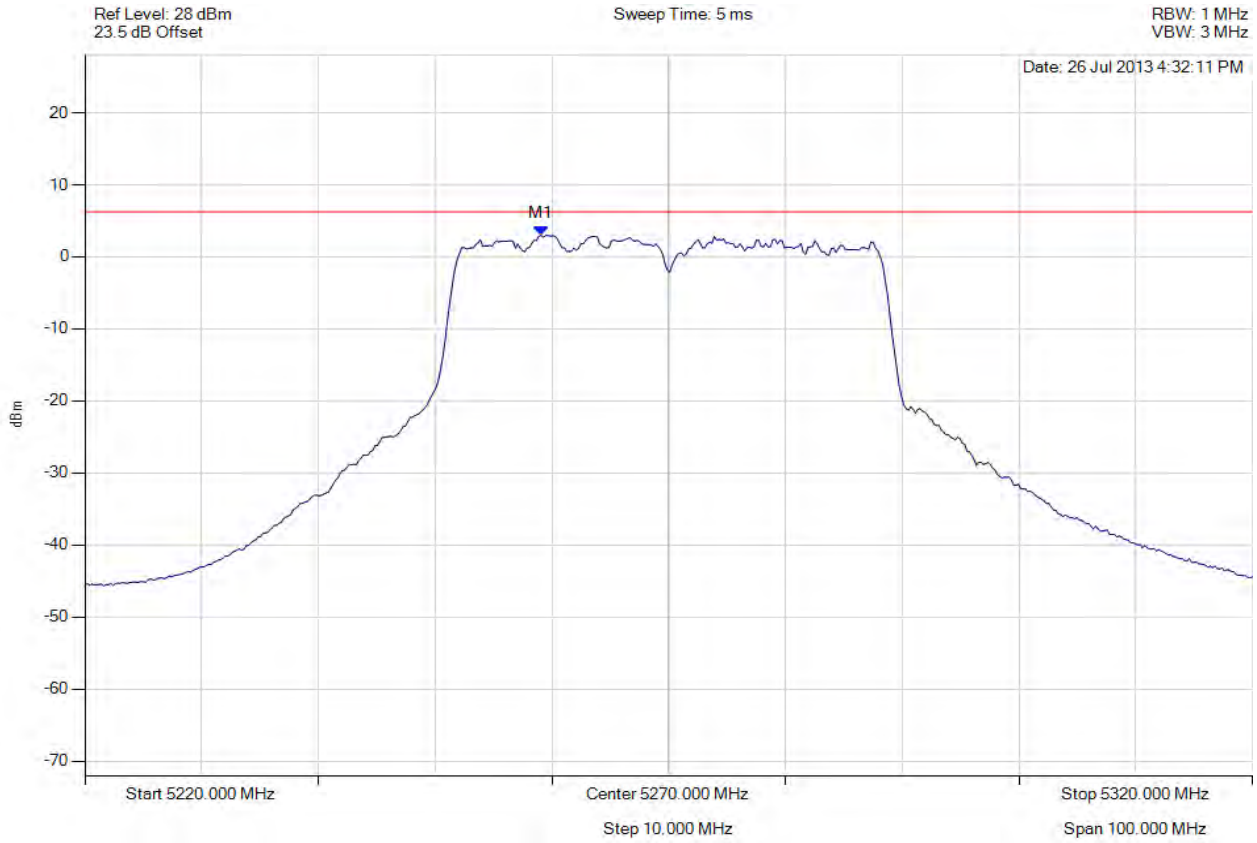

Analyser Setup	Marker : Frequency : Amplitude	Test Results
Detector = RMS Sweep Count = 100 RF Atten (dB) = 20 Trace Mode = VIEW	M1 : 5259.078 MHz : 2.974 dBm	Limit: ≤ 4.829 dBm Margin: -1.85 dB

Back to the Matrix

PEAK POWER SPECTRAL DENSITY

Variant: 802.11n HT-40, Channel: 5310.00 MHz, Chain a, Temp: Ambient, Voltage: 5 Vdc

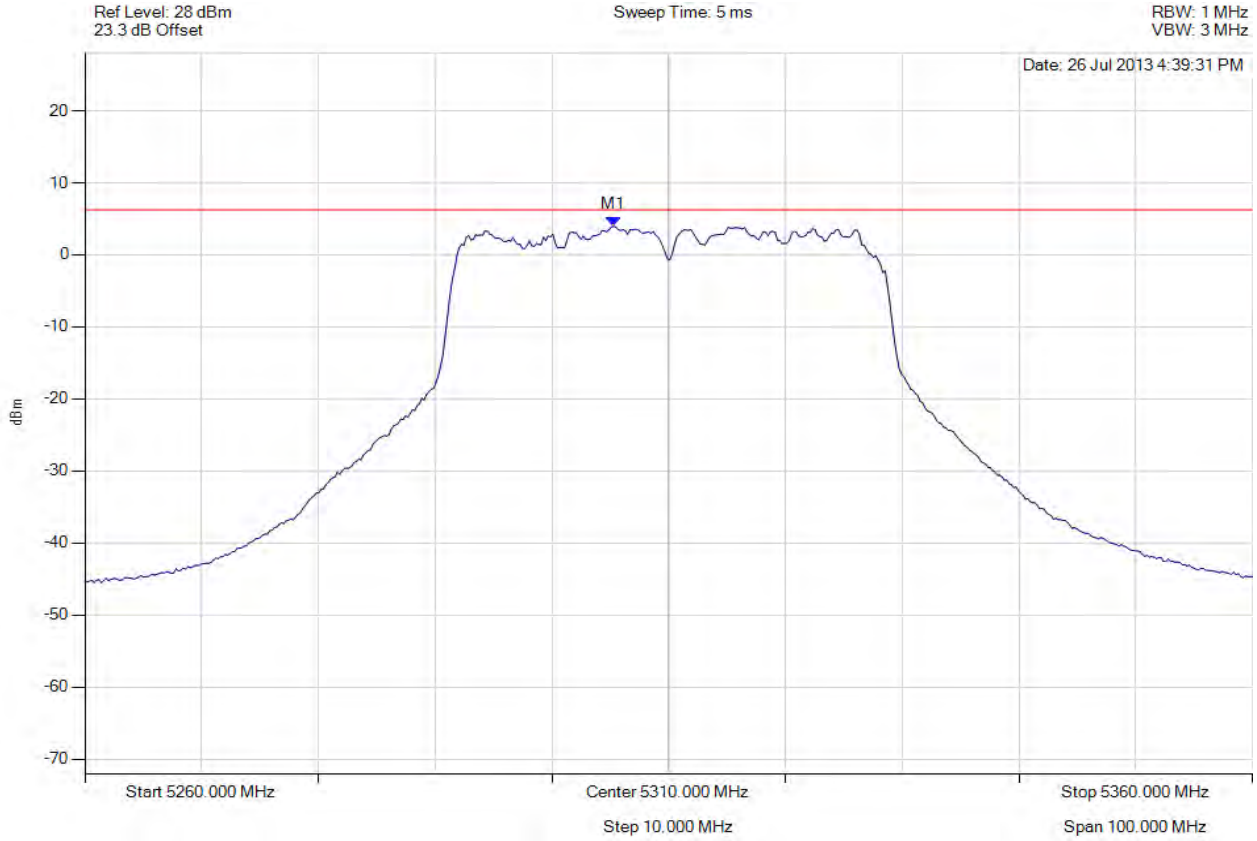

Analyser Setup	Marker : Frequency : Amplitude	Test Results
Detector = RMS Sweep Count = 100 RF Atten (dB) = 20 Trace Mode = VIEW	M1 : 5305.291 MHz : 3.948 dBm	Limit: ≤ 4.829 dBm Margin: -0.88 dB

Back to the Matrix

PEAK POWER SPECTRAL DENSITY

Variant: 802.11n HT-40, Channel: 5310.00 MHz, Chain b, Temp: Ambient, Voltage: 5 Vdc

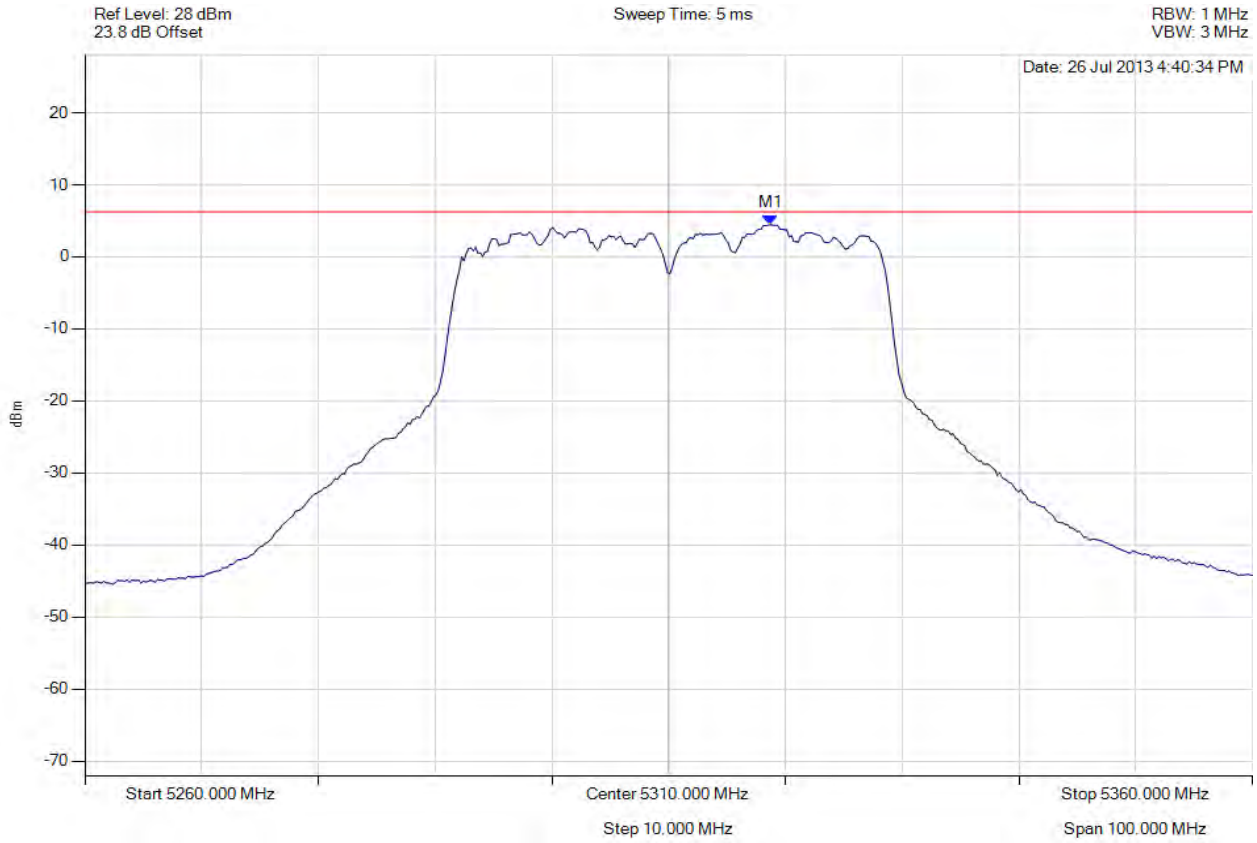

Analyser Setup	Marker : Frequency : Amplitude	Test Results
Detector = RMS Sweep Count = 100 RF Atten (dB) = 20 Trace Mode = VIEW	M1 : 5318.717 MHz : 4.460 dBm	Limit: ≤ 4.829 dBm Margin: -0.37 dB

Back to the Matrix

PEAK POWER SPECTRAL DENSITY

Variant: 802.11n HT-40, Channel: 5310.00 MHz, Chain c, Temp: Ambient, Voltage: 5 Vdc

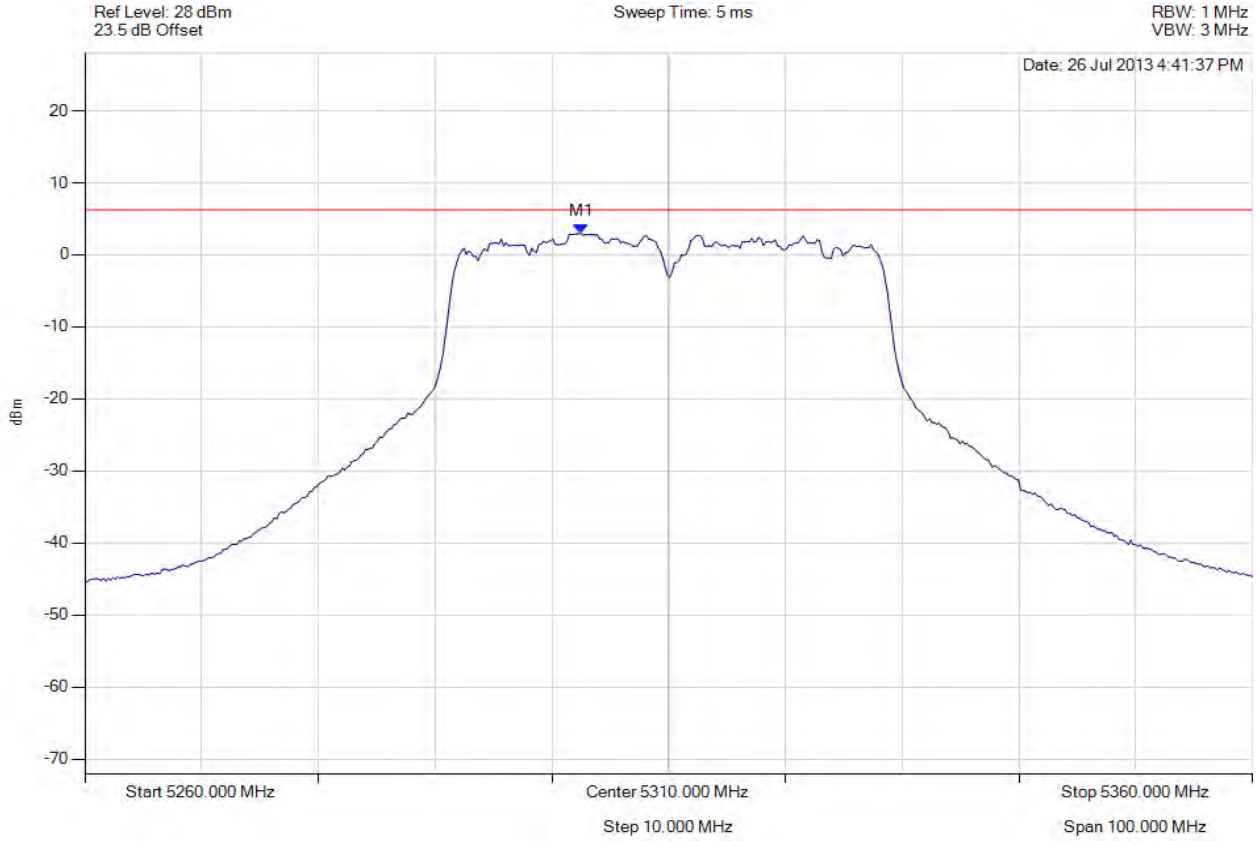

Analyser Setup	Marker : Frequency : Amplitude	Test Results
Detector = RMS Sweep Count = 100 RF Atten (dB) = 20 Trace Mode = VIEW	M1 : 5302.485 MHz : 2.958 dBm	Limit: ≤ 4.829 dBm Margin: -1.87 dB

Back to the Matrix

PEAK POWER SPECTRAL DENSITY

Variant: 802.11ac-40, Channel: 5270.00 MHz, Chain a, Temp: Ambient, Voltage: 5 Vdc

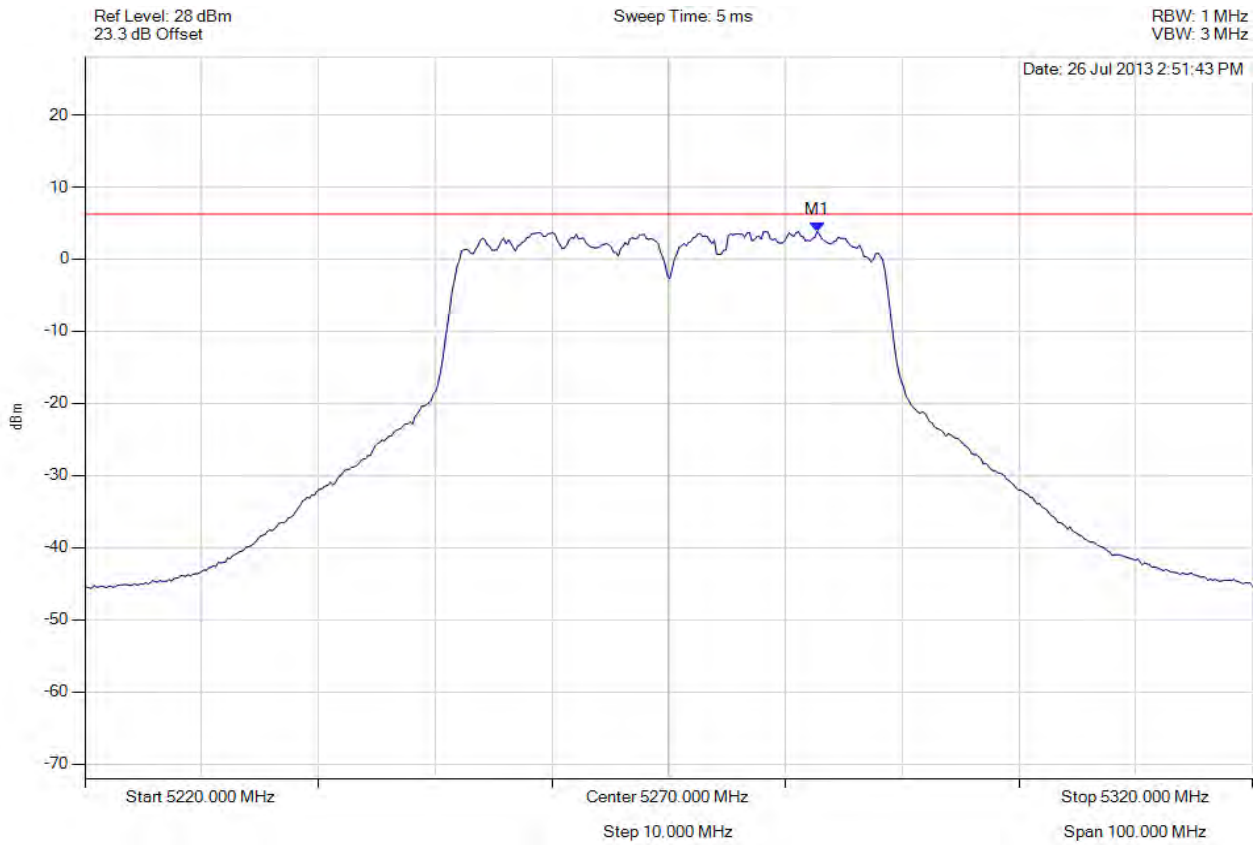

Analyser Setup	Marker : Frequency : Amplitude	Test Results
Detector = RMS Sweep Count = 100 RF Atten (dB) = 20 Trace Mode = VIEW	M1 : 5282.725 MHz : 3.835 dBm	Limit: ≤ 4.829 dBm Margin: -0.99 dB

Back to the Matrix

PEAK POWER SPECTRAL DENSITY

Variant: 802.11ac-40, Channel: 5270.00 MHz, Chain b, Temp: Ambient, Voltage: 5 Vdc

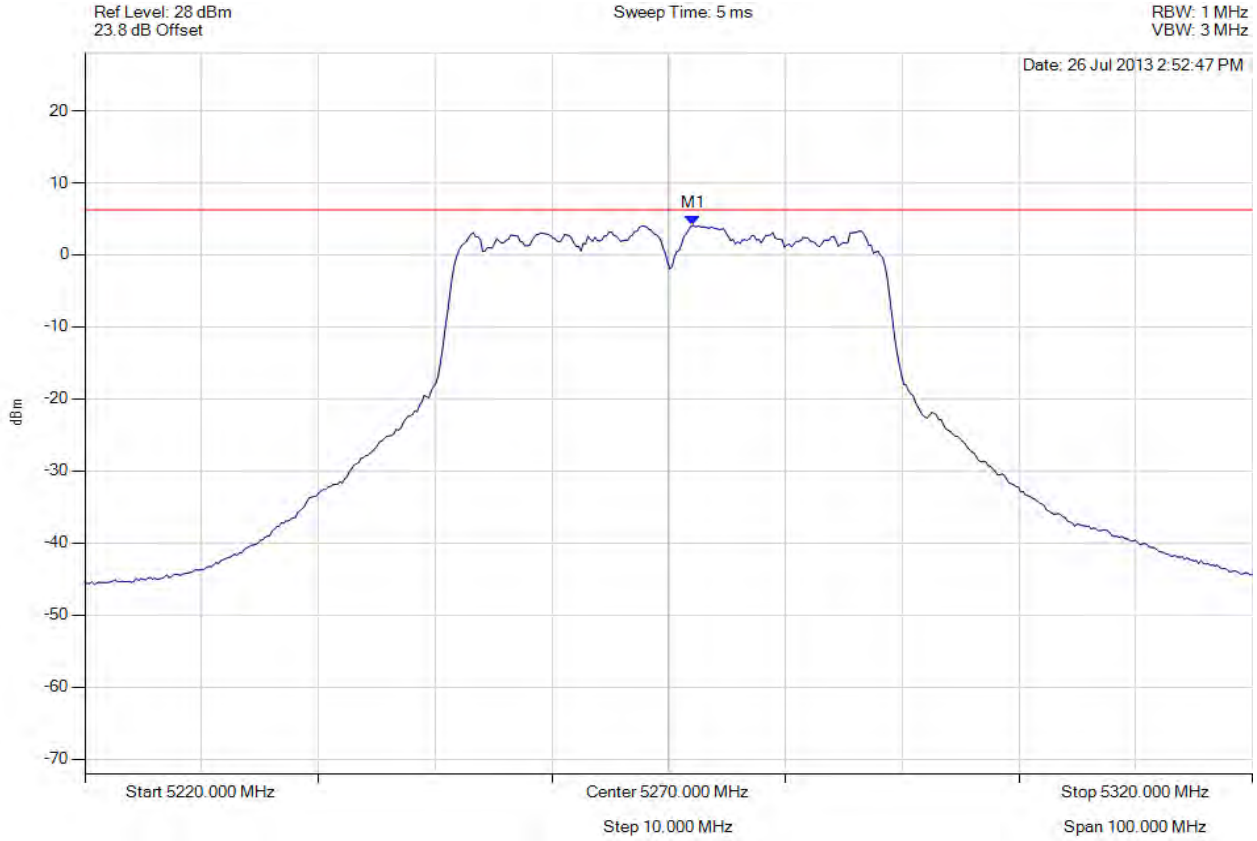

Analyser Setup	Marker : Frequency : Amplitude	Test Results
Detector = RMS Sweep Count = 100 RF Atten (dB) = 20 Trace Mode = VIEW	M1 : 5272.104 MHz : 4.098 dBm	Limit: ≤ 4.829 dBm Margin: -0.73 dB

Back to the Matrix

PEAK POWER SPECTRAL DENSITY

Variant: 802.11ac-40, Channel: 5270.00 MHz, Chain c, Temp: Ambient, Voltage: 5 Vdc

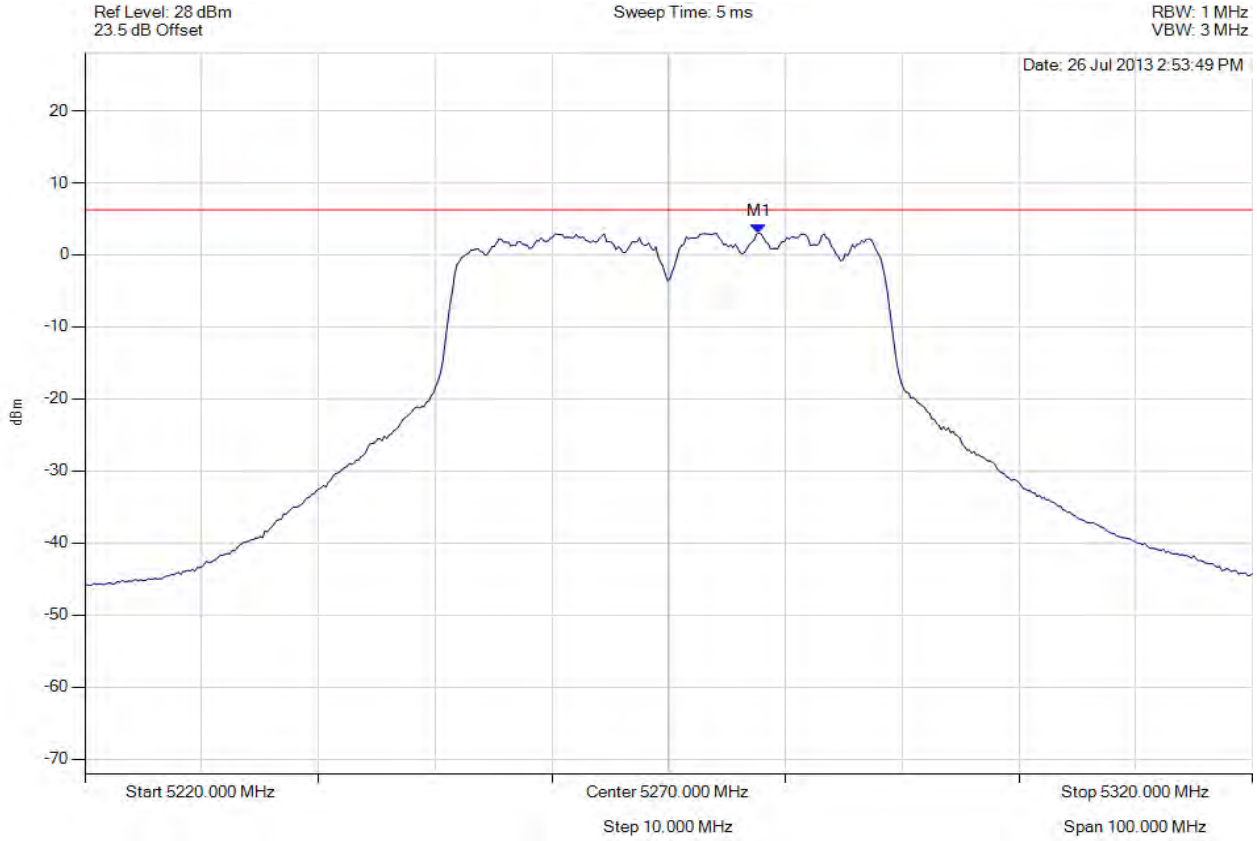

Analyser Setup	Marker : Frequency : Amplitude	Test Results
Detector = RMS Sweep Count = 100 RF Atten (dB) = 20 Trace Mode = VIEW	M1 : 5277.715 MHz : 3.032 dBm	Limit: ≤ 4.829 dBm Margin: -1.80 dB

Back to the Matrix

PEAK POWER SPECTRAL DENSITY

Variant: 802.11ac-40, Channel: 5310.00 MHz, Chain a, Temp: Ambient, Voltage: 5 Vdc

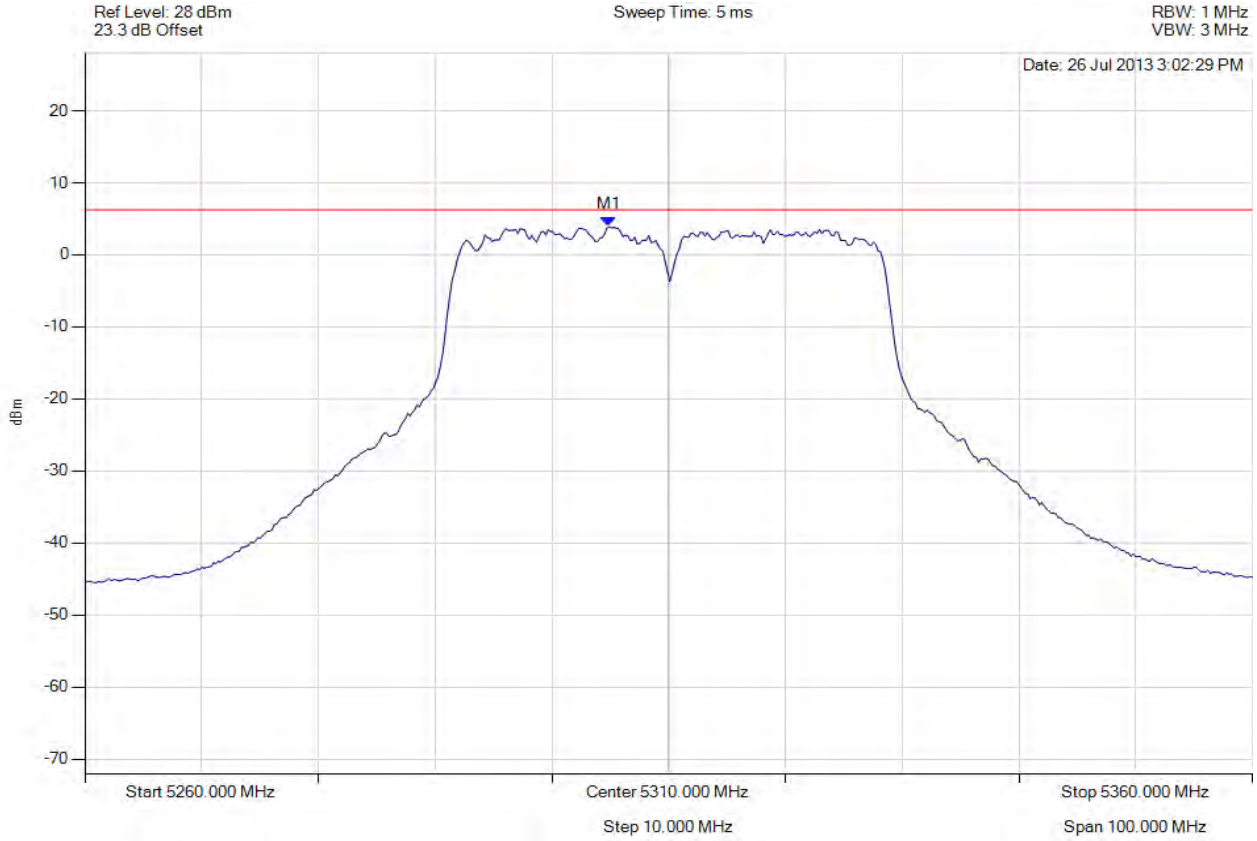

Analyser Setup	Marker : Frequency : Amplitude	Test Results
Detector = RMS Sweep Count = 100 RF Atten (dB) = 20 Trace Mode = VIEW	M1 : 5304.890 MHz : 3.894 dBm	Limit: ≤ 4.829 dBm Margin: -0.93 dB

Back to the Matrix

PEAK POWER SPECTRAL DENSITY

Variant: 802.11ac-40, Channel: 5310.00 MHz, Chain b, Temp: Ambient, Voltage: 5 Vdc

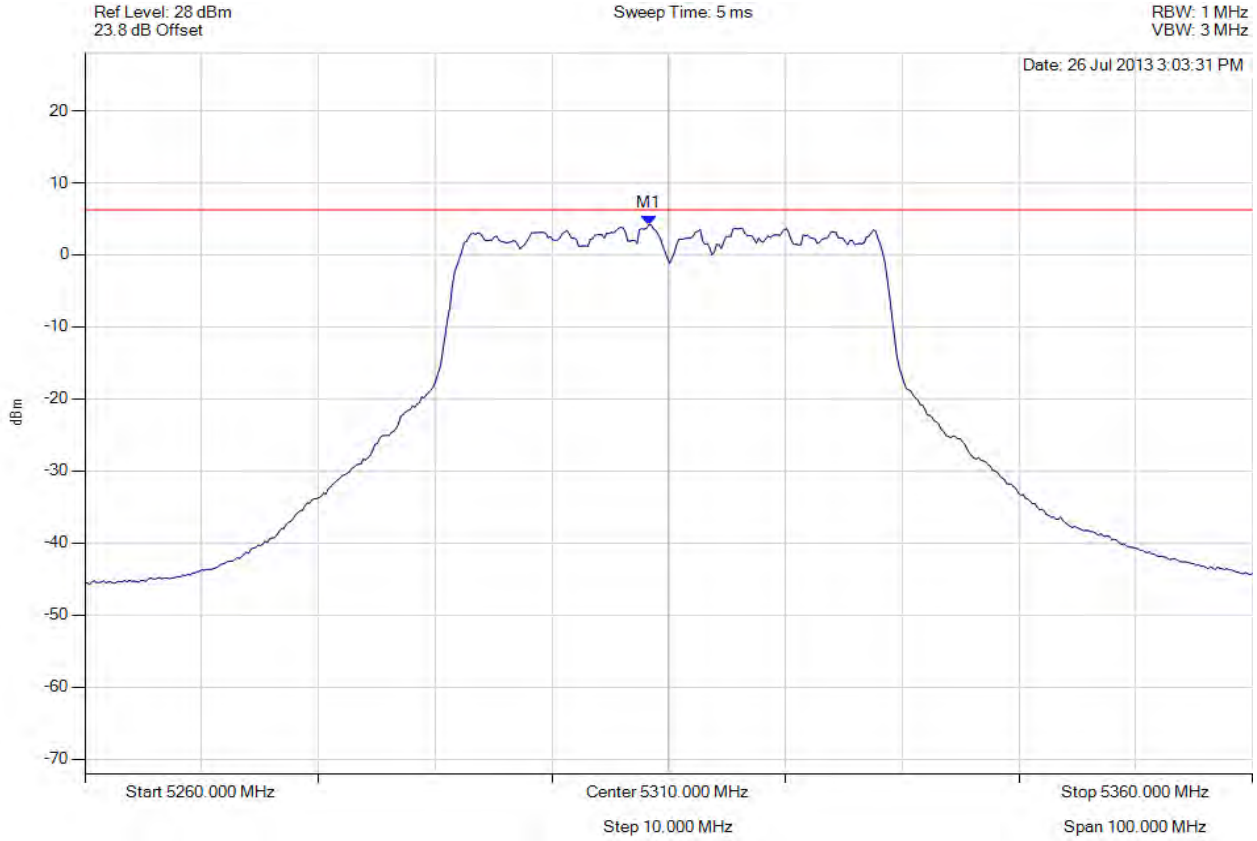

Analyser Setup	Marker : Frequency : Amplitude	Test Results
Detector = RMS Sweep Count = 100 RF Atten (dB) = 20 Trace Mode = VIEW	M1 : 5308.297 MHz : 4.170 dBm	Limit: ≤ 4.829 dBm Margin: -0.66 dB

Back to the Matrix

PEAK POWER SPECTRAL DENSITY

Variant: 802.11ac-40, Channel: 5310.00 MHz, Chain c, Temp: Ambient, Voltage: 5 Vdc

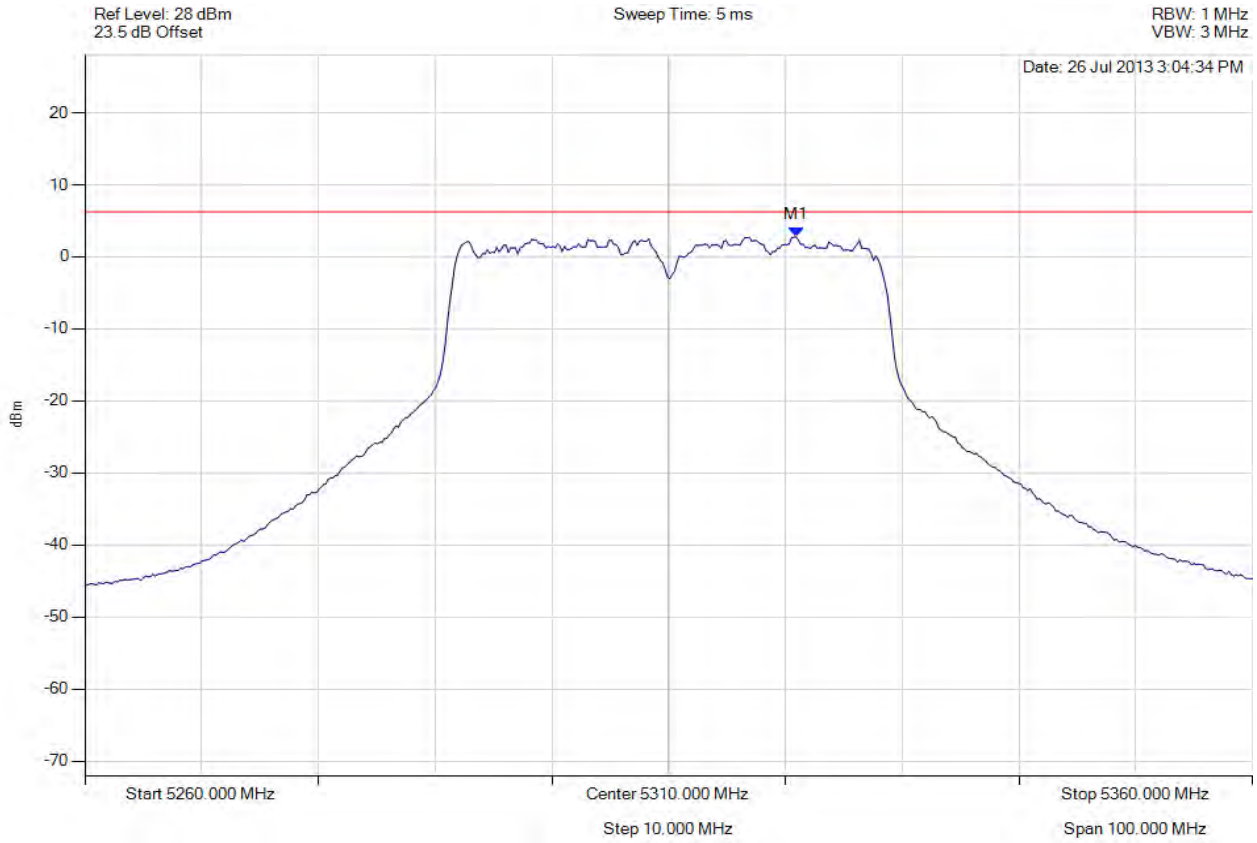

Analyser Setup	Marker : Frequency : Amplitude	Test Results
Detector = RMS Sweep Count = 100 RF Atten (dB) = 20 Trace Mode = VIEW	M1 : 5320.922 MHz : 2.753 dBm	Limit: ≤ 4.829 dBm Margin: -2.08 dB

Back to the Matrix

PEAK POWER SPECTRAL DENSITY

Variant: 802.11ac-80, Channel: 5290.00 MHz, Chain a, Temp: Ambient, Voltage: 5 Vdc

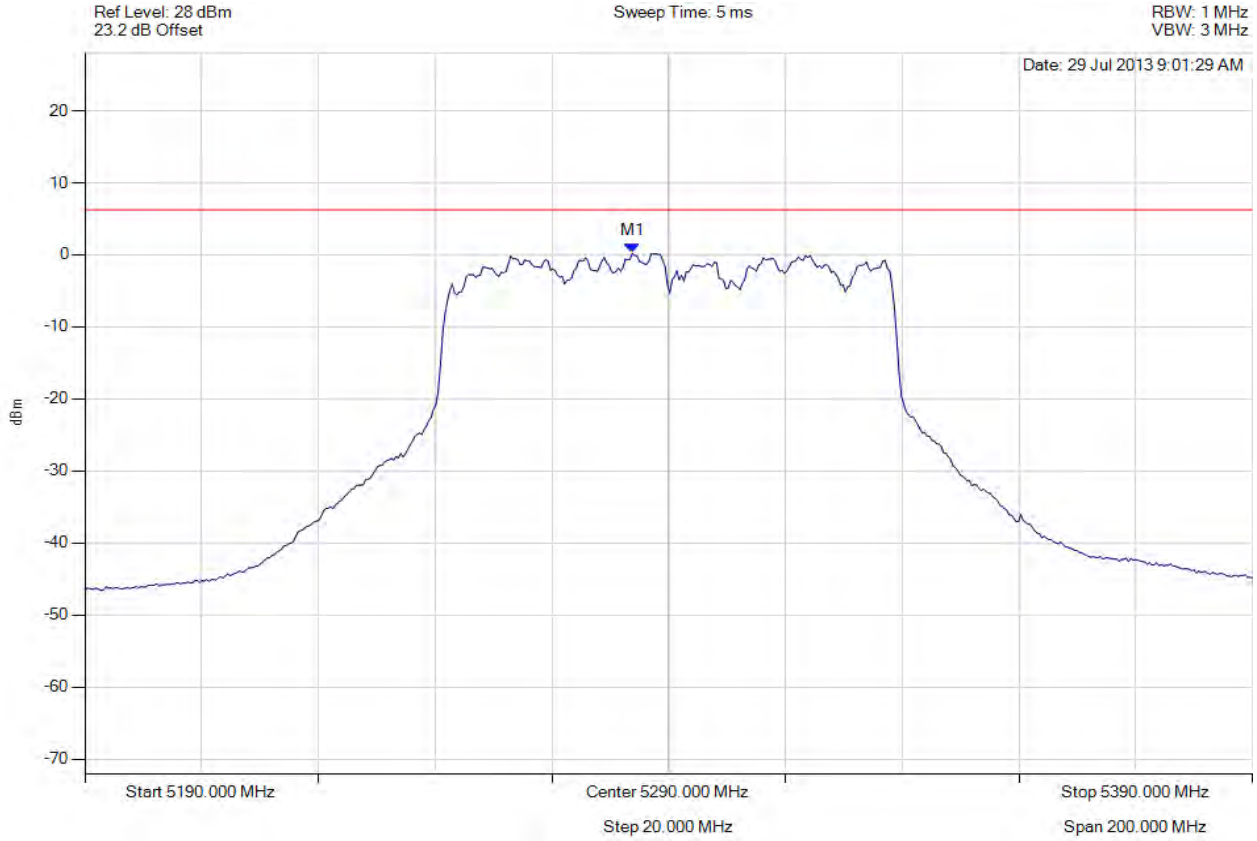

Analyser Setup	Marker : Frequency : Amplitude	Test Results
Detector = RMS Sweep Count = 100 RF Atten (dB) = 20 Trace Mode = VIEW	M1 : 5283.788 MHz : 0.226 dBm	Limit: ≤ 4.829 dBm Margin: -4.60 dB

Back to the Matrix

PEAK POWER SPECTRAL DENSITY

Variant: 802.11ac-80, Channel: 5290.00 MHz, Chain b, Temp: Ambient, Voltage: 5 Vdc

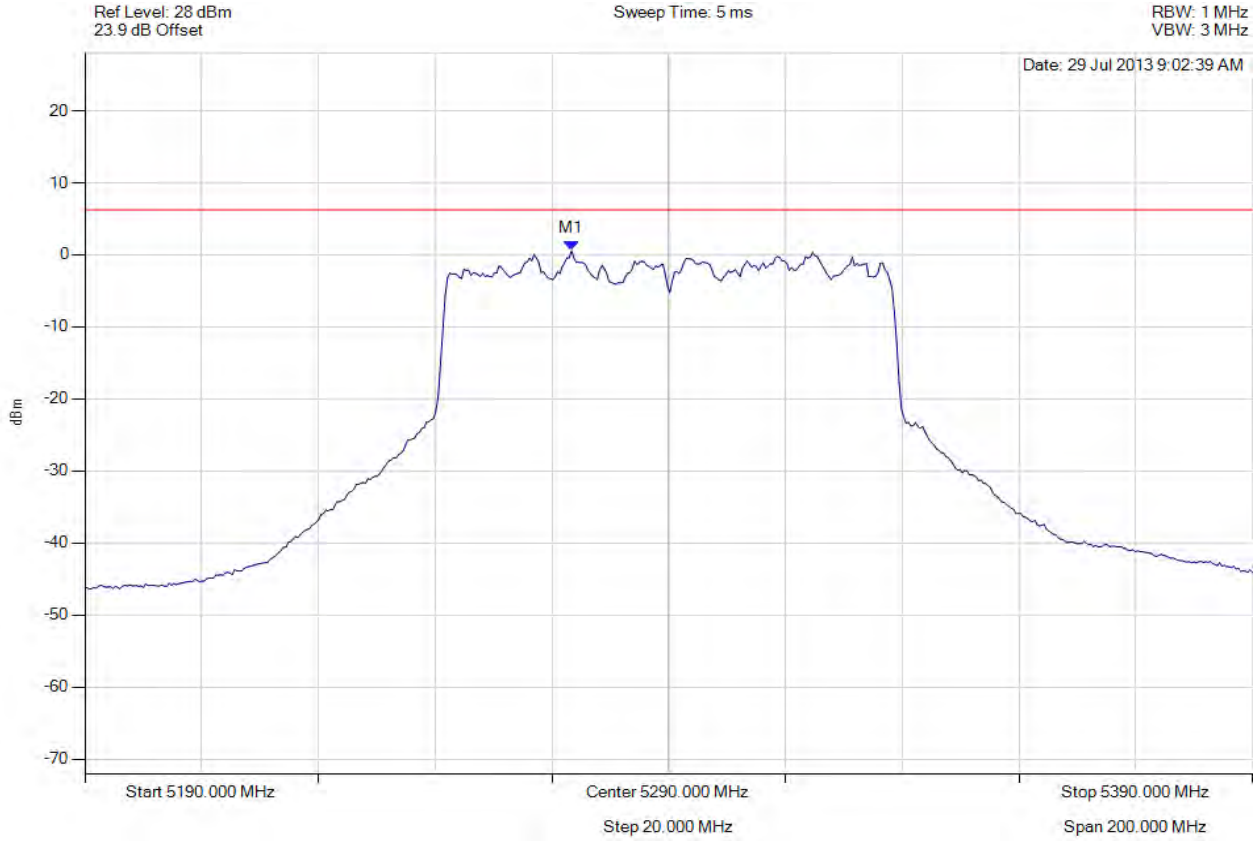

Analyser Setup	Marker : Frequency : Amplitude	Test Results
Detector = RMS Sweep Count = 100 RF Atten (dB) = 20 Trace Mode = VIEW	M1 : 5273.367 MHz : 0.567 dBm	Limit: ≤ 4.829 dBm Margin: -4.26 dB

Back to the Matrix

PEAK POWER SPECTRAL DENSITY

Variant: 802.11ac-80, Channel: 5290.00 MHz, Chain c, Temp: Ambient, Voltage: 5 Vdc

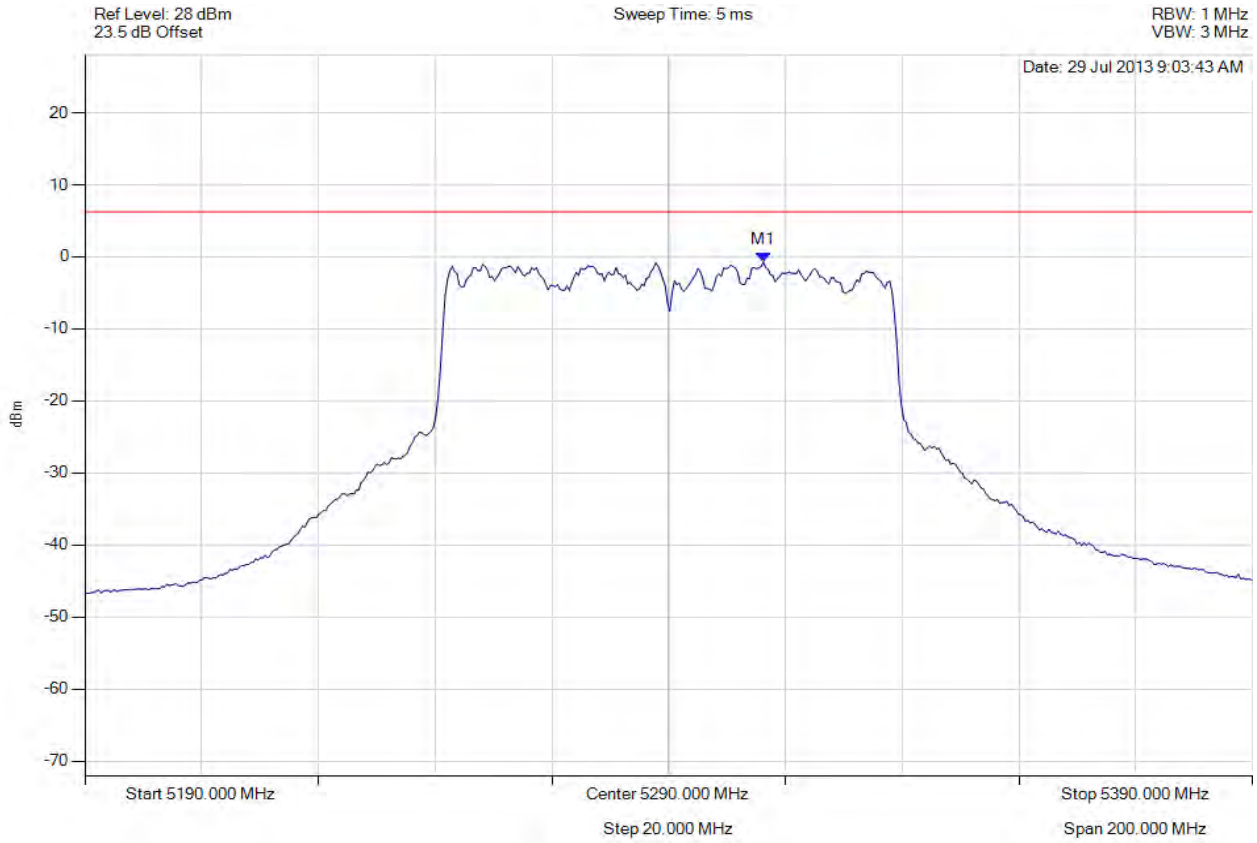

Analyser Setup	Marker : Frequency : Amplitude	Test Results
Detector = RMS Sweep Count = 100 RF Atten (dB) = 20 Trace Mode = VIEW	M1 : 5306.232 MHz : -0.703 dBm	Limit: ≤ 4.829 dBm Margin: 5.53 dB

Back to the Matrix

PEAK POWER SPECTRAL DENSITY

Variant: 802.11a, Channel: 5500.00 MHz, Chain a, Temp: Ambient, Voltage: 5 Vdc

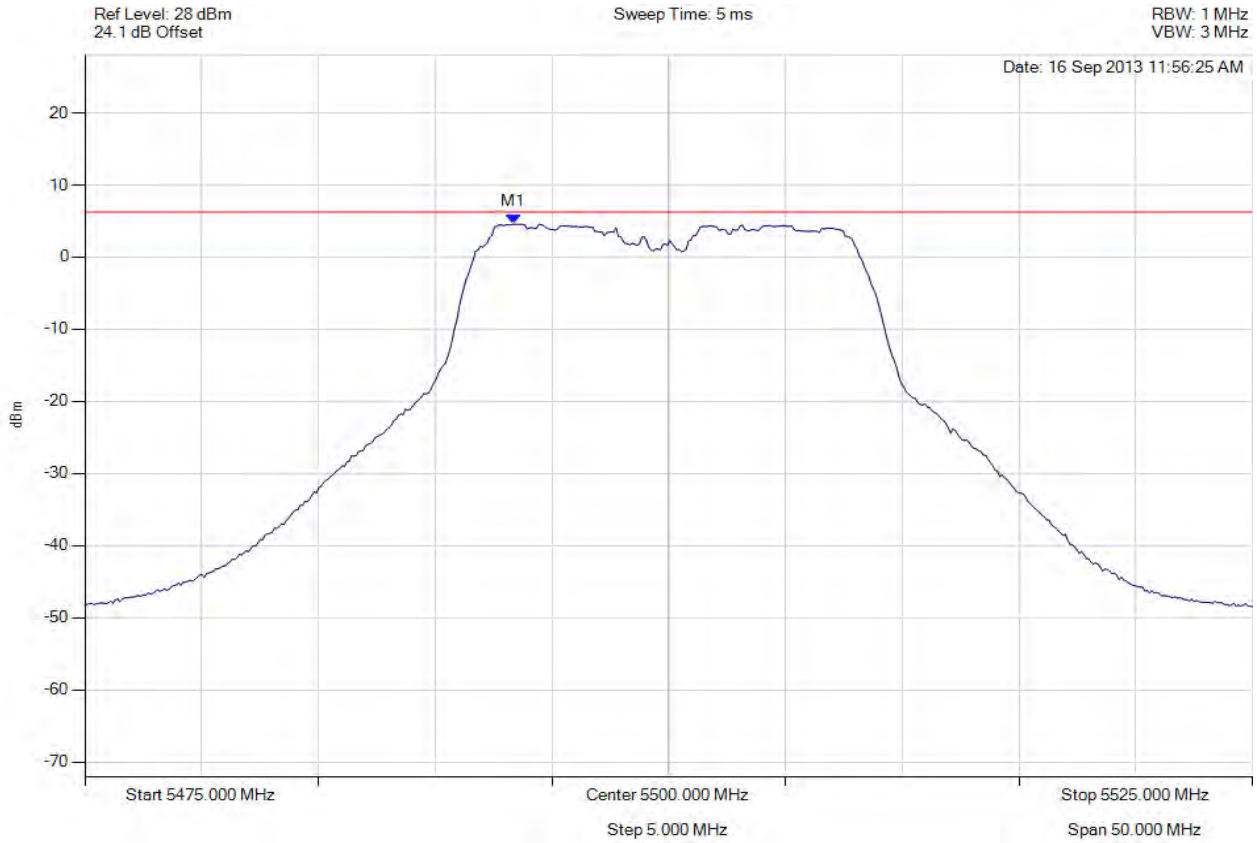

Analyser Setup	Marker : Frequency : Amplitude	Test Results
Detector = RMS Sweep Count = 100 RF Atten (dB) = 20 Trace Mode = VIEW	M1 : 5493.337 MHz : 4.577 dBm	Limit: ≤ 4.429 dBm Margin: 0.15 dB

Back to the Matrix

PEAK POWER SPECTRAL DENSITY

Variant: 802.11a, Channel: 5500.00 MHz, Chain b, Temp: Ambient, Voltage: 5 Vdc

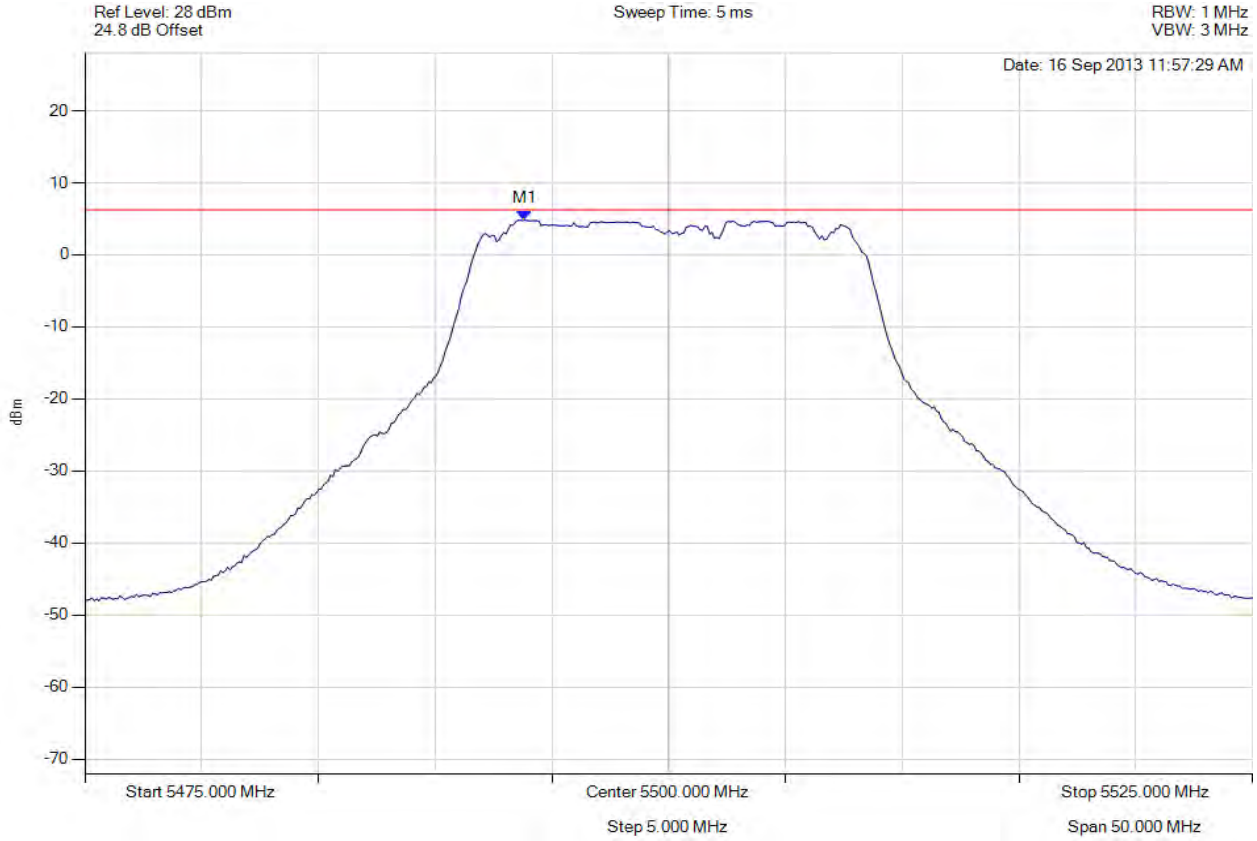

Analyser Setup	Marker : Frequency : Amplitude	Test Results
Detector = RMS Sweep Count = 100 RF Atten (dB) = 20 Trace Mode = VIEW	M1 : 5493.838 MHz : 4.828 dBm	Limit: ≤ 4.429 dBm Margin: 0.40 dB

Back to the Matrix

PEAK POWER SPECTRAL DENSITY

Variant: 802.11a, Channel: 5500.00 MHz, Chain c, Temp: Ambient, Voltage: 5 Vdc

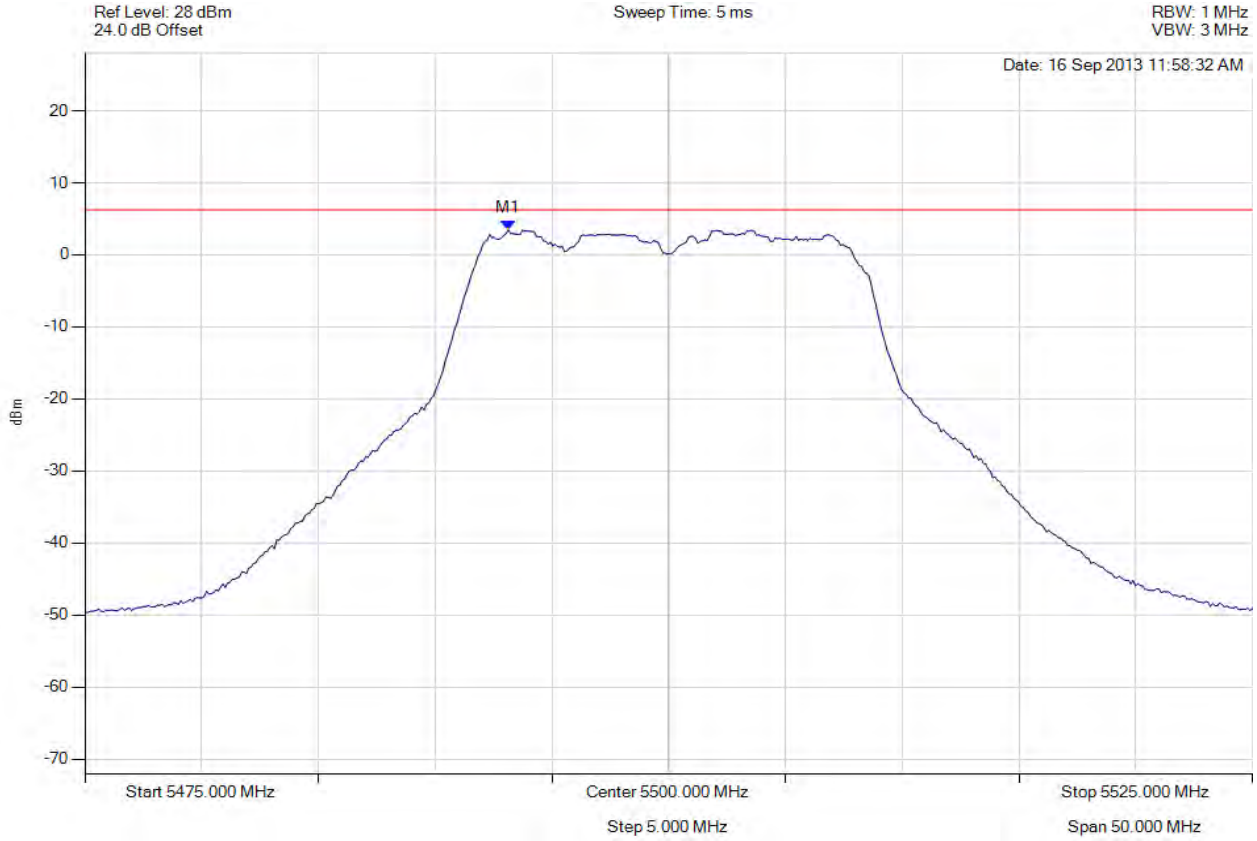

Analyser Setup	Marker : Frequency : Amplitude	Test Results
Detector = RMS Sweep Count = 100 RF Atten (dB) = 20 Trace Mode = VIEW	M1 : 5493.136 MHz : 3.437 dBm	Limit: ≤ 4.429 dBm Margin: -0.99 dB

Back to the Matrix

PEAK POWER SPECTRAL DENSITY

Variant: 802.11a, Channel: 5580.00 MHz, Chain a, Temp: Ambient, Voltage: 5 Vdc

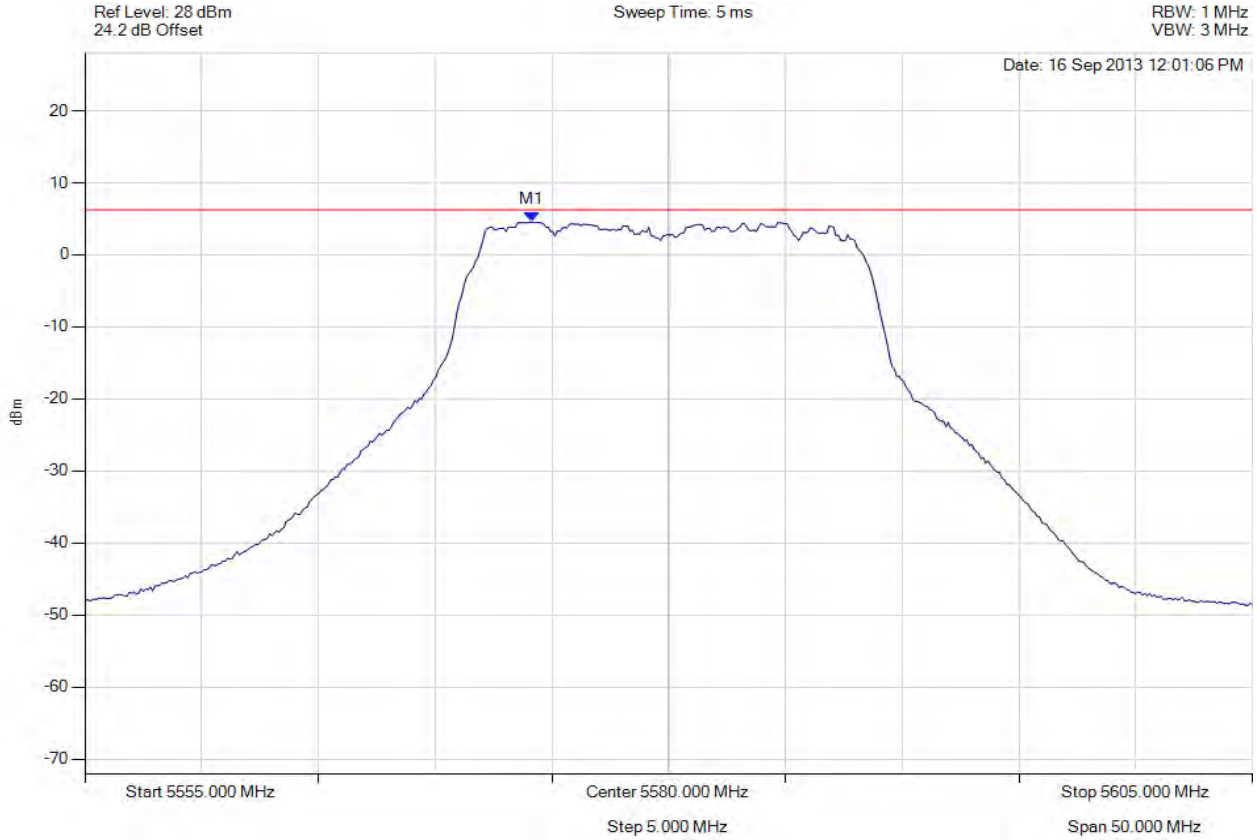

Analyser Setup	Marker : Frequency : Amplitude	Test Results
Detector = RMS Sweep Count = 100 RF Atten (dB) = 20 Trace Mode = VIEW	M1 : 5574.138 MHz : 4.574 dBm	Limit: ≤ 4.429 dBm Margin: 0.14 dB

Back to the Matrix

PEAK POWER SPECTRAL DENSITY

Variant: 802.11a, Channel: 5580.00 MHz, Chain b, Temp: Ambient, Voltage: 5 Vdc

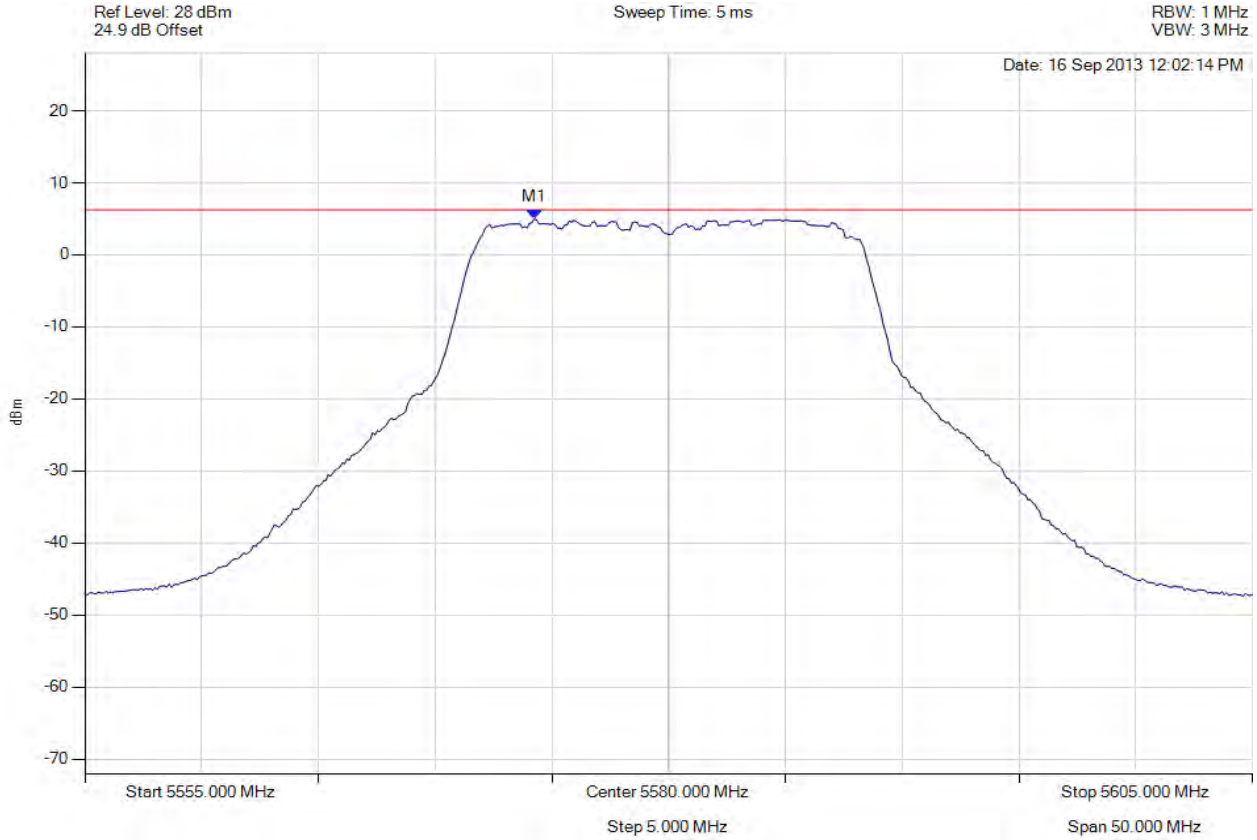

Analyser Setup	Marker : Frequency : Amplitude	Test Results
Detector = RMS Sweep Count = 100 RF Atten (dB) = 20 Trace Mode = VIEW	M1 : 5574.238 MHz : 4.962 dBm	Limit: ≤ 4.429 dBm Margin: 0.53 dB

Back to the Matrix

PEAK POWER SPECTRAL DENSITY

Variant: 802.11a, Channel: 5580.00 MHz, Chain c, Temp: Ambient, Voltage: 5 Vdc

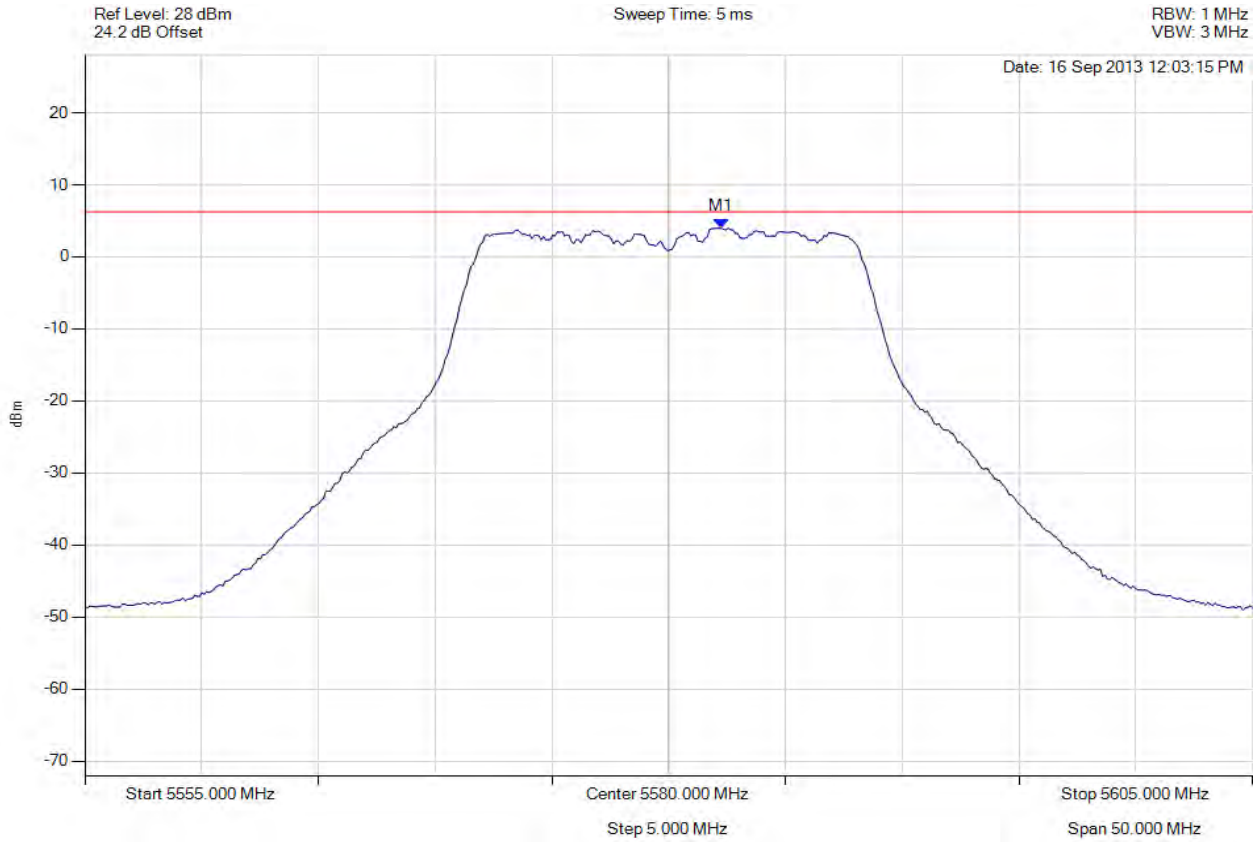

Analyser Setup	Marker : Frequency : Amplitude	Test Results
Detector = RMS Sweep Count = 100 RF Atten (dB) = 20 Trace Mode = VIEW	M1 : 5582.255 MHz : 3.977 dBm	Limit: ≤ 4.429 dBm Margin: -0.45 dB

Back to the Matrix

PEAK POWER SPECTRAL DENSITY

Variant: 802.11a, Channel: 5700.00 MHz, Chain a, Temp: Ambient, Voltage: 5 Vdc

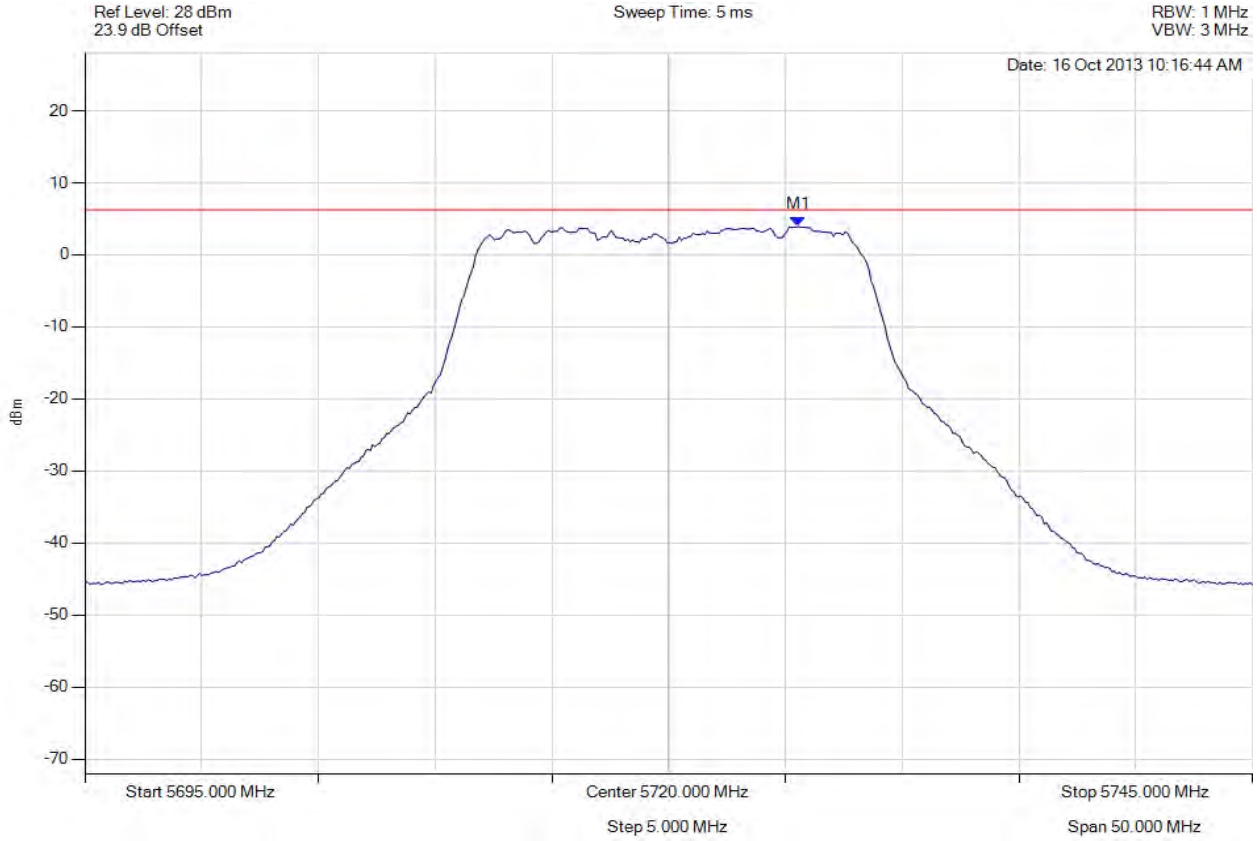

Analyser Setup	Marker : Frequency : Amplitude	Test Results
Detector = RMS Sweep Count = 100 RF Atten (dB) = 20 Trace Mode = VIEW	M1 : 5725.561 MHz : 3.926 dBm	Limit: ≤ 4.429 dBm Margin: -0.50 dB

Back to the Matrix

PEAK POWER SPECTRAL DENSITY

Variant: 802.11a, Channel: 5700.00 MHz, Chain b, Temp: Ambient, Voltage: 5 Vdc

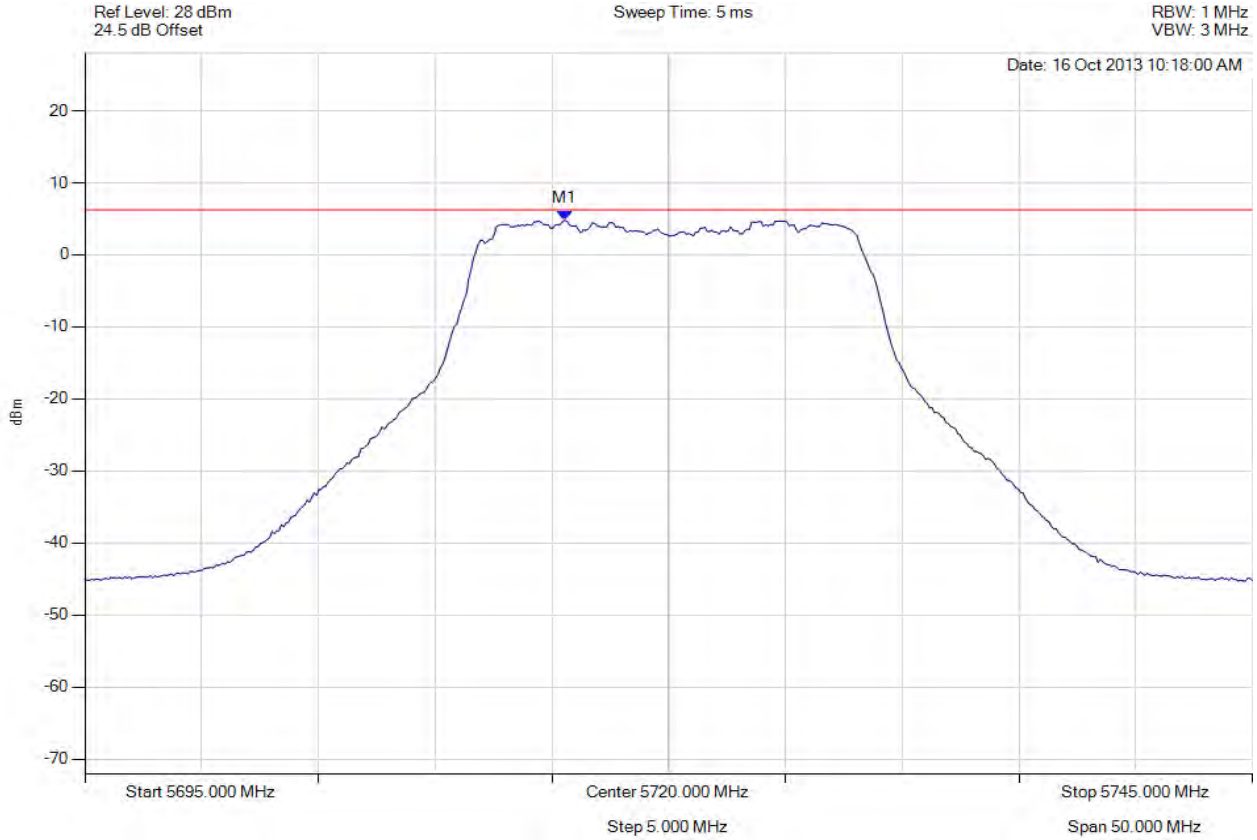

Analyser Setup	Marker : Frequency : Amplitude	Test Results
Detector = RMS Sweep Count = 100 RF Atten (dB) = 20 Trace Mode = VIEW	M1 : 5715.541 MHz : 4.789 dBm	Limit: ≤ 4.429 dBm Margin: 0.36 dB

Back to the Matrix

PEAK POWER SPECTRAL DENSITY

Variant: 802.11a, Channel: 5700.00 MHz, Chain c, Temp: Ambient, Voltage: 5 Vdc

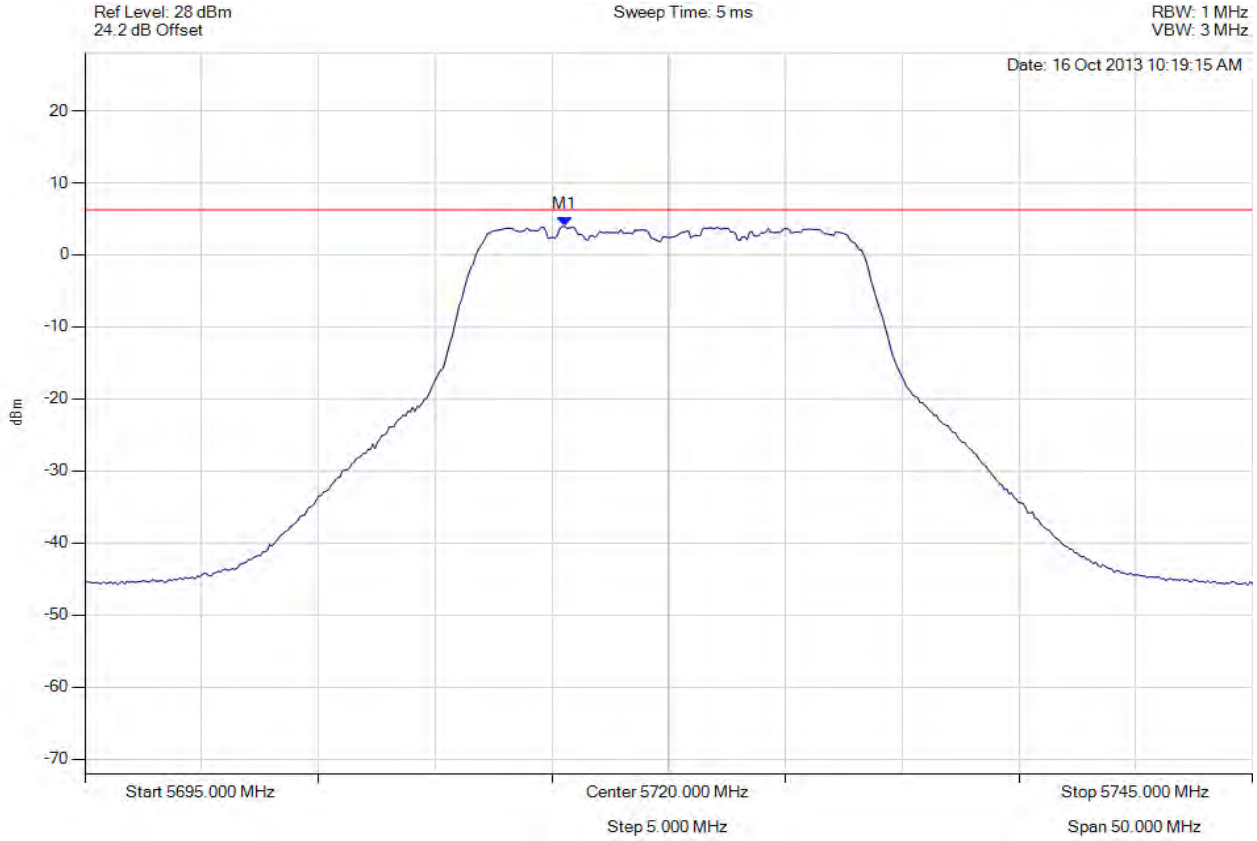

Analyser Setup	Marker : Frequency : Amplitude	Test Results
Detector = RMS Sweep Count = 100 RF Atten (dB) = 20 Trace Mode = VIEW	M1 : 5715.541 MHz : 3.954 dBm	Limit: ≤ 4.429 dBm Margin: -0.48 dB

Back to the Matrix

PEAK POWER SPECTRAL DENSITY

Variant: 802.11a, Channel: 5580.00 MHz, Chain c, Temp: Ambient, Voltage: 5 Vdc

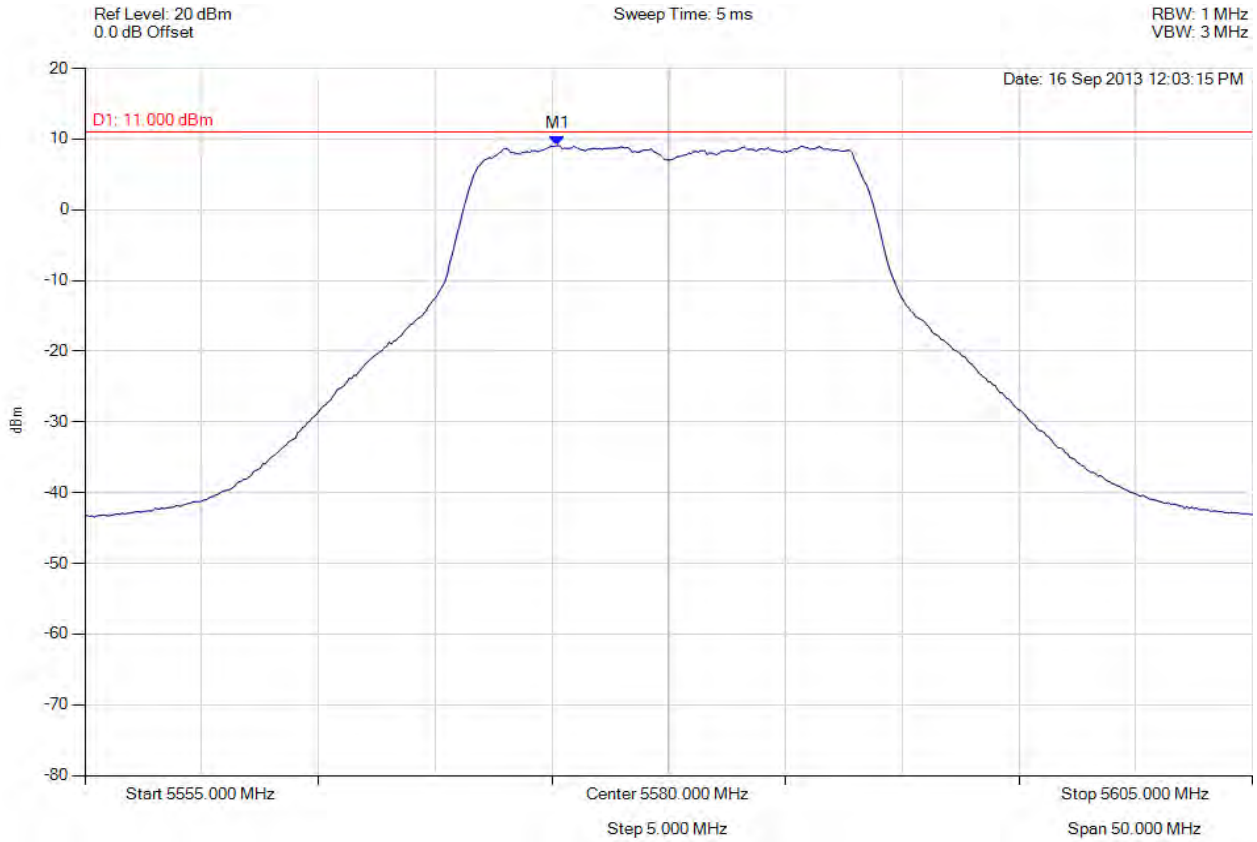

Analyser Setup	Marker : Frequency : Amplitude	Test Results
Detector = RMS Sweep Count = 100 RF Atten (dB) = 30 Trace Mode = VIEW	M1 : 5575.240 MHz : 9.080 dBm	Limit: ≤ 4.429 dBm Margin: 4.65 dB

Back to the Matrix

PEAK POWER SPECTRAL DENSITY

Variant: 802.11n HT-20, Channel: 5500.00 MHz, Chain a, Temp: Ambient, Voltage: 5 Vdc

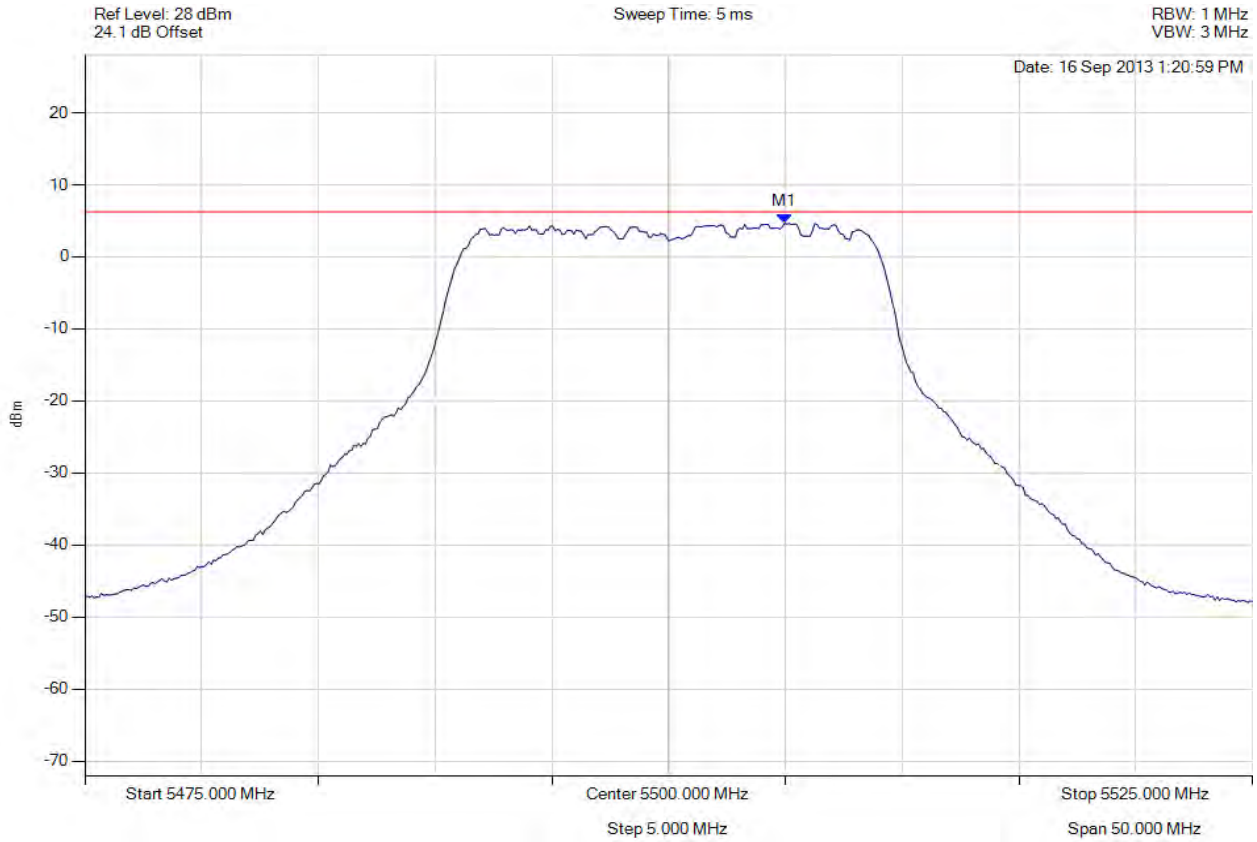

Analyser Setup	Marker : Frequency : Amplitude	Test Results
Detector = RMS Sweep Count = 100 RF Atten (dB) = 20 Trace Mode = VIEW	M1 : 5504.960 MHz : 4.636 dBm	Limit: ≤ 4.429 dBm Margin: 0.21 dB

Back to the Matrix

PEAK POWER SPECTRAL DENSITY

Variant: 802.11n HT-20, Channel: 5500.00 MHz, Chain b, Temp: Ambient, Voltage: 5 Vdc

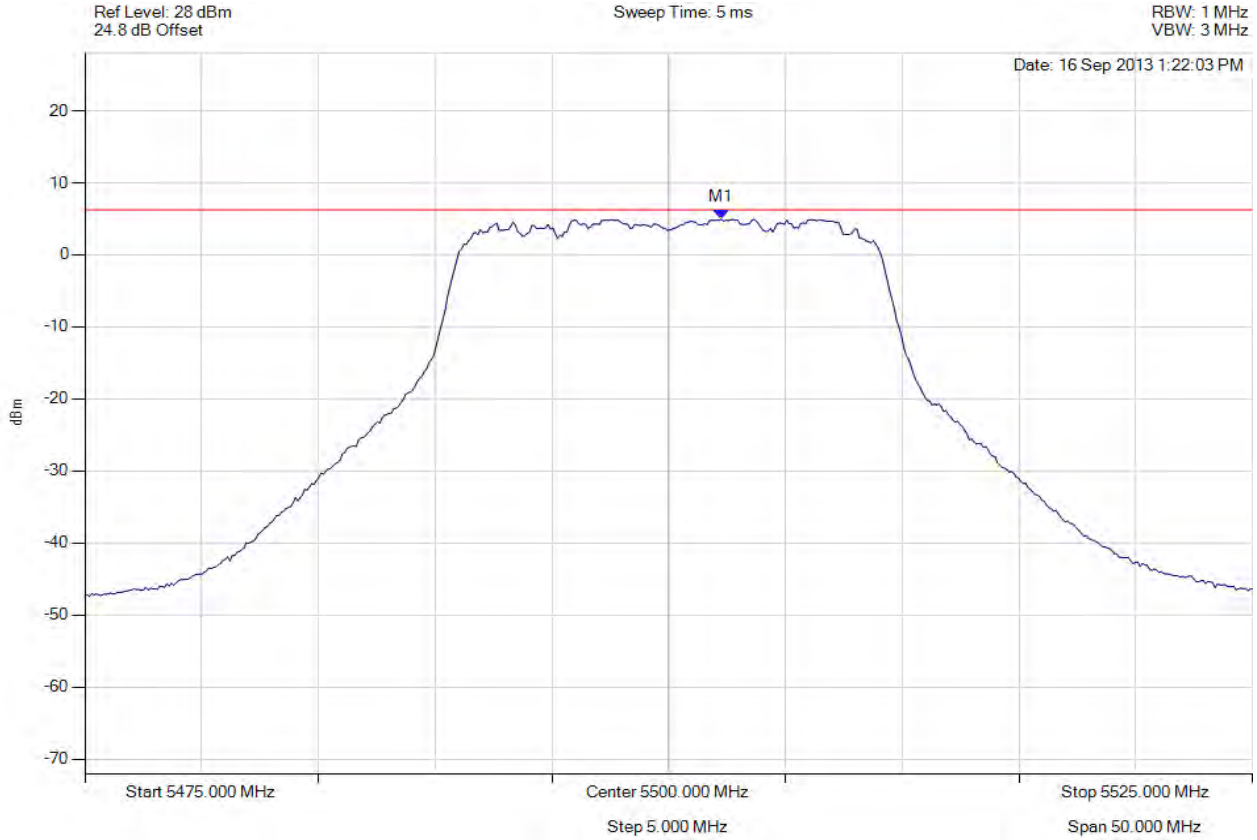

Analyser Setup	Marker : Frequency : Amplitude	Test Results
Detector = RMS Sweep Count = 100 RF Atten (dB) = 20 Trace Mode = VIEW	M1 : 5502.255 MHz : 4.927 dBm	Limit: ≤ 4.429 dBm Margin: 0.50 dB

Back to the Matrix

PEAK POWER SPECTRAL DENSITY

Variant: 802.11n HT-20, Channel: 5500.00 MHz, Chain c, Temp: Ambient, Voltage: 5 Vdc

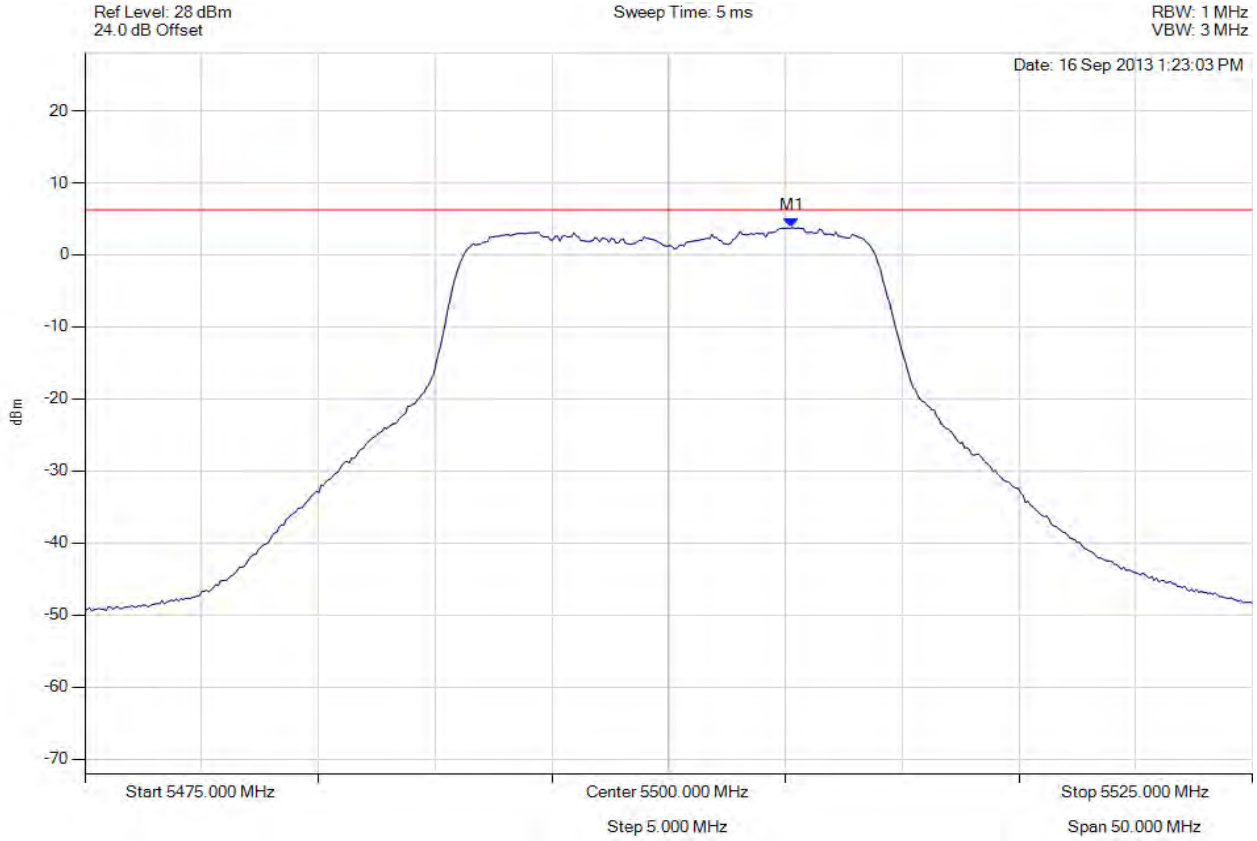

Analyser Setup	Marker : Frequency : Amplitude	Test Results
Detector = RMS Sweep Count = 100 RF Atten (dB) = 20 Trace Mode = VIEW	M1 : 5505.261 MHz : 3.749 dBm	Limit: ≤ 4.429 dBm Margin: -0.68 dB

Back to the Matrix

PEAK POWER SPECTRAL DENSITY

Variant: 802.11n HT-20, Channel: 5580.00 MHz, Chain a, Temp: Ambient, Voltage: 5 Vdc

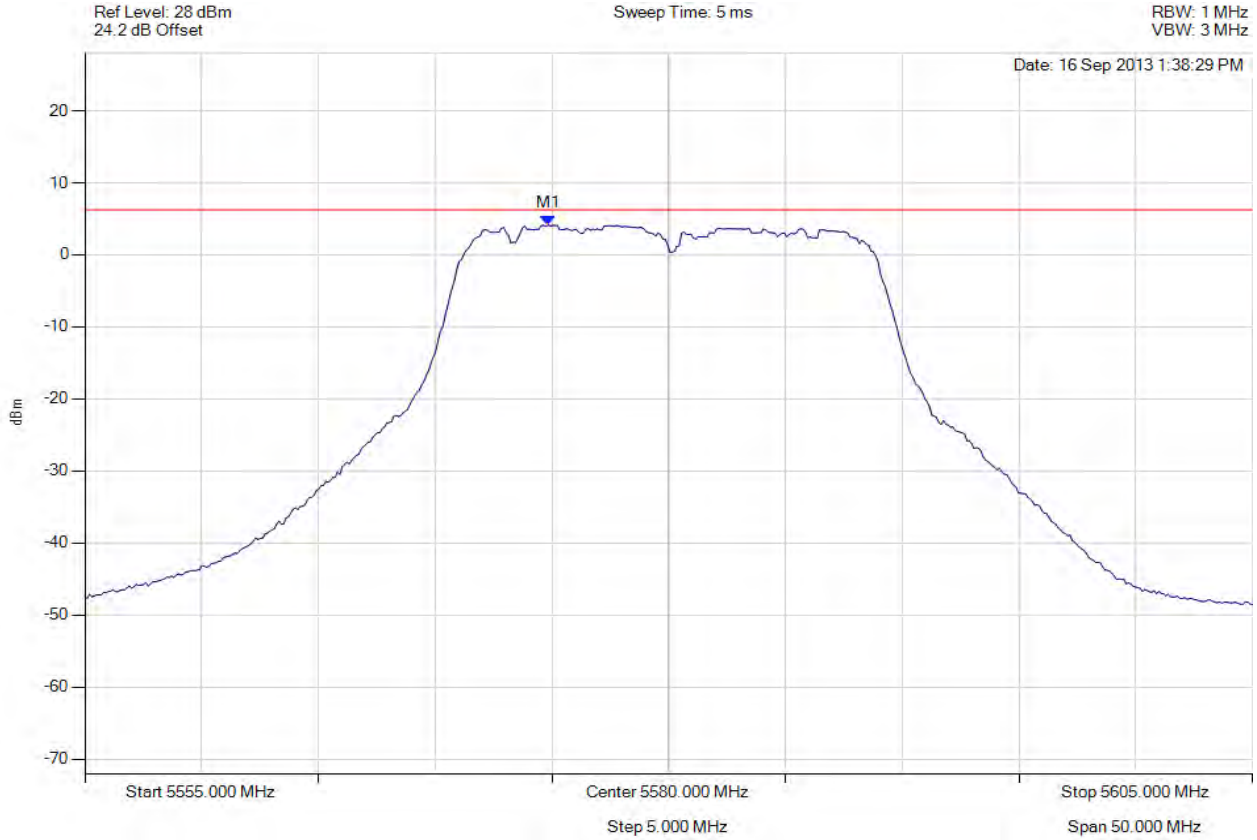

Analyser Setup	Marker : Frequency : Amplitude	Test Results
Detector = RMS Sweep Count = 100 RF Atten (dB) = 20 Trace Mode = VIEW	M1 : 5574.840 MHz : 4.126 dBm	Limit: ≤ 4.429 dBm Margin: -0.30 dB

Back to the Matrix

PEAK POWER SPECTRAL DENSITY

Variant: 802.11n HT-20, Channel: 5580.00 MHz, Chain b, Temp: Ambient, Voltage: 5 Vdc

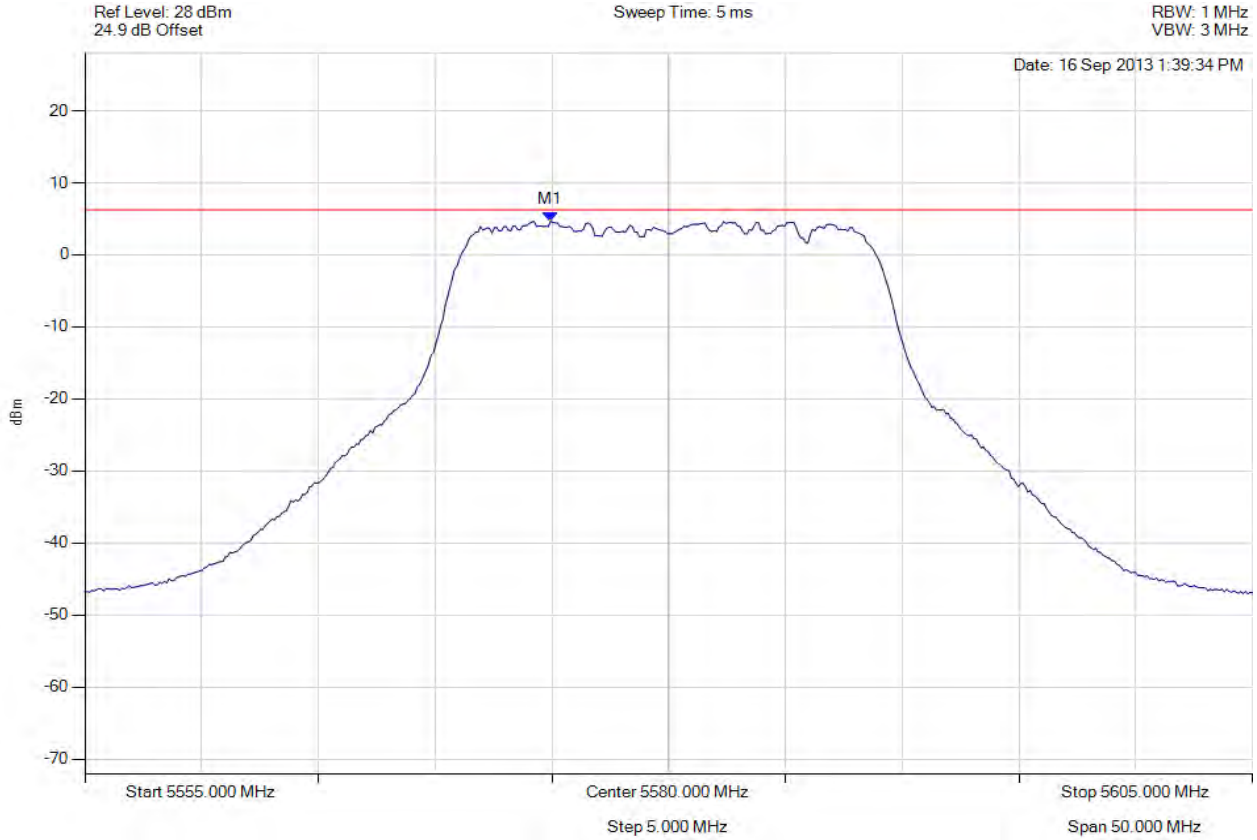

Analyser Setup	Marker : Frequency : Amplitude	Test Results
Detector = RMS Sweep Count = 100 RF Atten (dB) = 20 Trace Mode = VIEW	M1 : 5574.940 MHz : 4.644 dBm	Limit: ≤ 4.429 dBm Margin: 0.21 dB

Back to the Matrix

PEAK POWER SPECTRAL DENSITY

Variant: 802.11n HT-20, Channel: 5580.00 MHz, Chain c, Temp: Ambient, Voltage: 5 Vdc

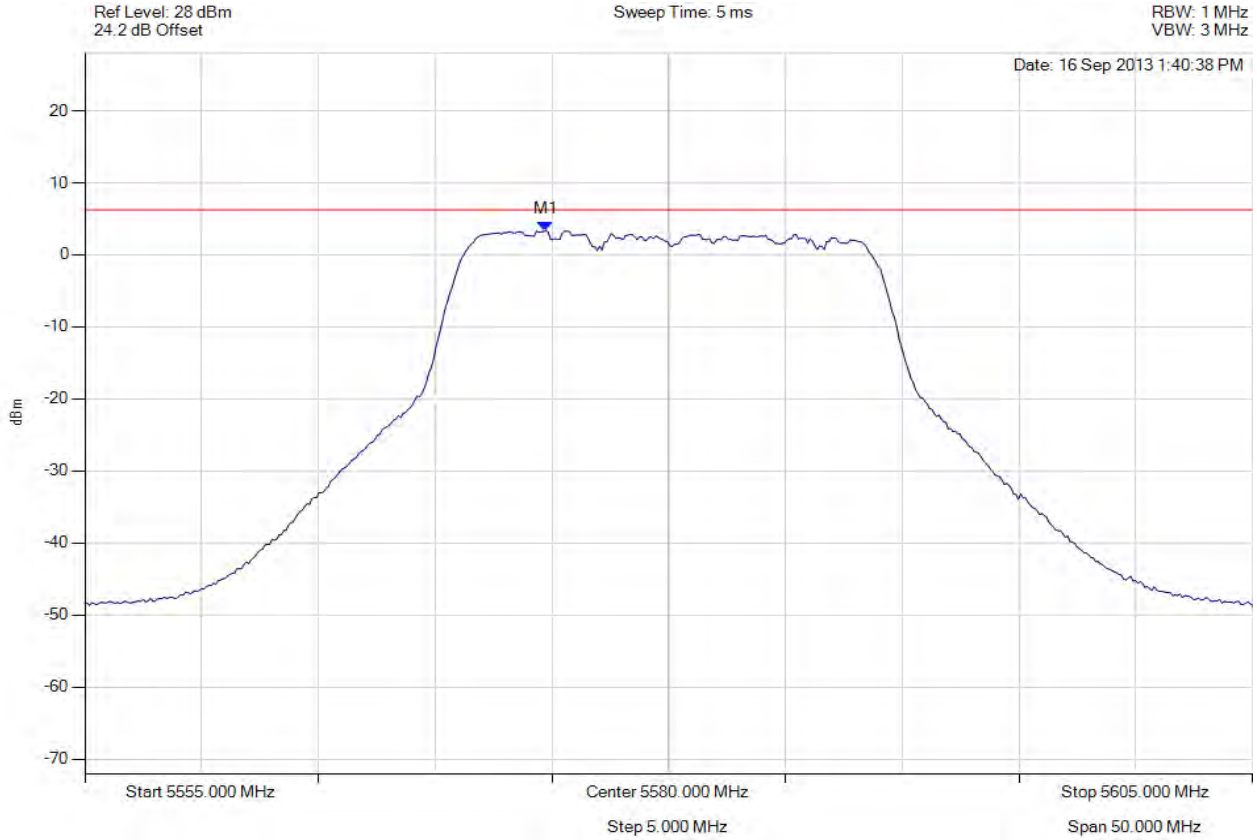

Analyser Setup	Marker : Frequency : Amplitude	Test Results
Detector = RMS Sweep Count = 100 RF Atten (dB) = 20 Trace Mode = VIEW	M1 : 5574.739 MHz : 3.328 dBm	Limit: ≤ 4.429 dBm Margin: -1.10 dB

Back to the Matrix

PEAK POWER SPECTRAL DENSITY

Variant: 802.11n HT-20, Channel: 5700.00 MHz, Chain a, Temp: Ambient, Voltage: 5 Vdc

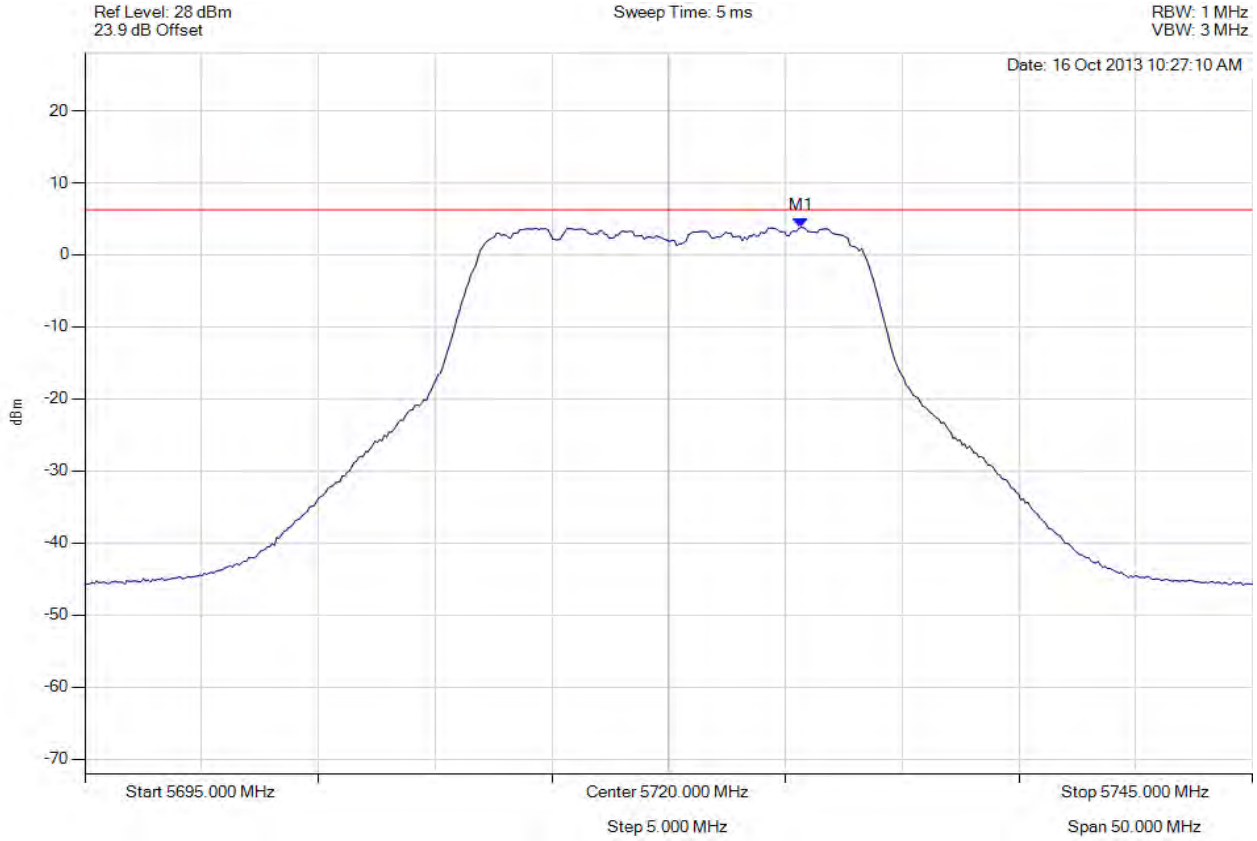

Analyser Setup	Marker : Frequency : Amplitude	Test Results
Detector = RMS Sweep Count = 100 RF Atten (dB) = 20 Trace Mode = VIEW	M1 : 5725.661 MHz : 3.825 dBm	Limit: ≤ 4.429 dBm Margin: -0.60 dB

Back to the Matrix

PEAK POWER SPECTRAL DENSITY

Variant: 802.11n HT-20, Channel: 5700.00 MHz, Chain b, Temp: Ambient, Voltage: 5 Vdc

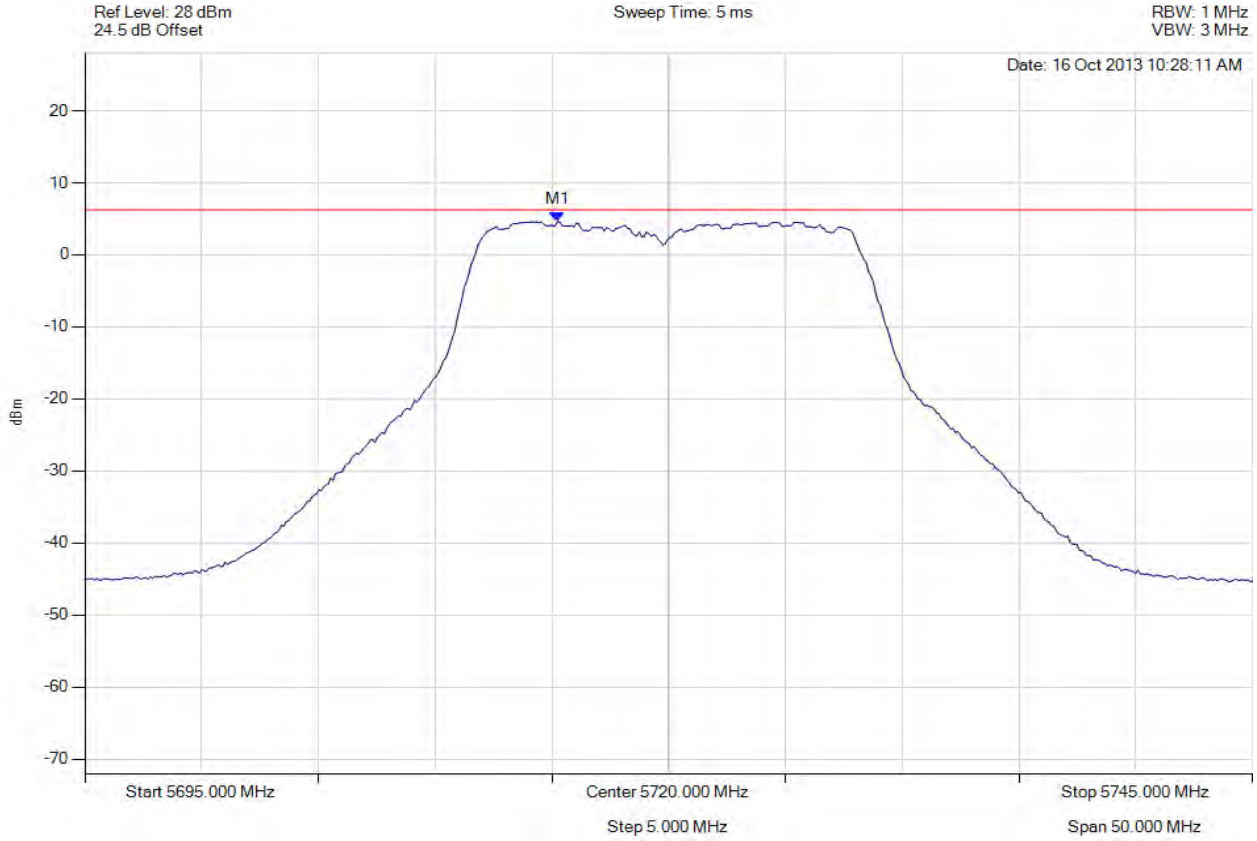

Analyser Setup	Marker : Frequency : Amplitude	Test Results
Detector = RMS Sweep Count = 100 RF Atten (dB) = 20 Trace Mode = VIEW	M1 : 5715.240 MHz : 4.608 dBm	Limit: ≤ 4.429 dBm Margin: 0.18 dB

Back to the Matrix

PEAK POWER SPECTRAL DENSITY

Variant: 802.11n HT-20, Channel: 5700.00 MHz, Chain c, Temp: Ambient, Voltage: 5 Vdc

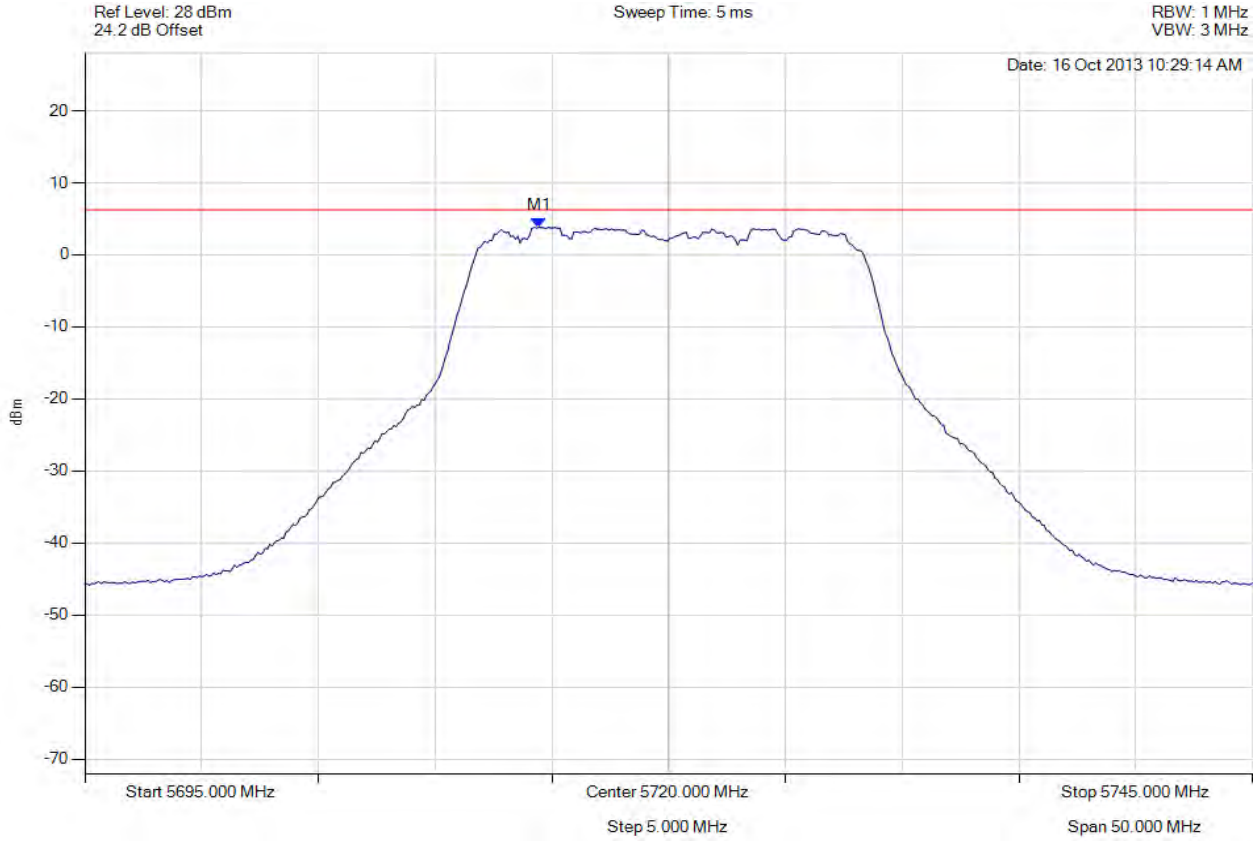

Analyser Setup	Marker : Frequency : Amplitude	Test Results
Detector = RMS Sweep Count = 100 RF Atten (dB) = 20 Trace Mode = VIEW	M1 : 5714.439 MHz : 3.826 dBm	Limit: ≤ 4.429 dBm Margin: -0.60 dB

Back to the Matrix

PEAK POWER SPECTRAL DENSITY

Variant: 802.11n HT-20, Channel: 5500.00 MHz, Chain c, Temp: Ambient, Voltage: 5 Vdc

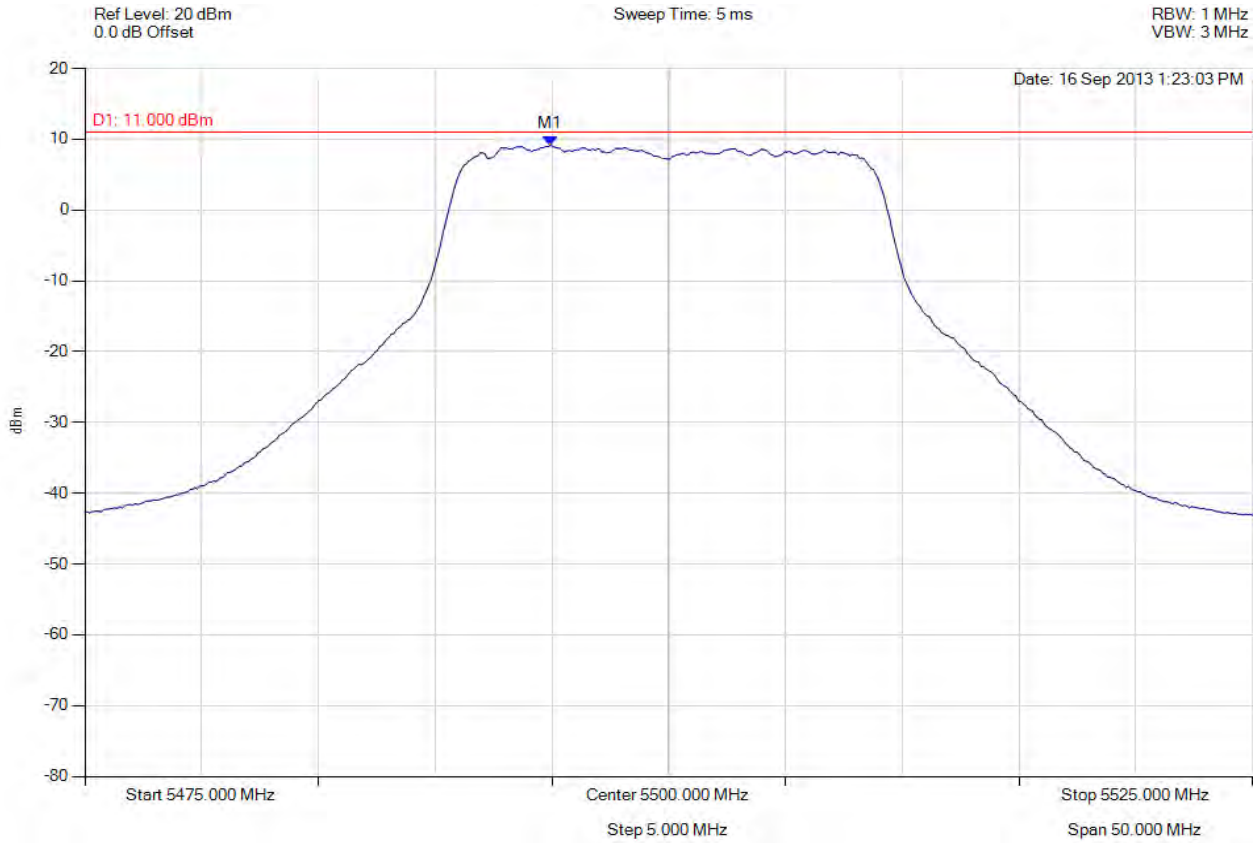

Analyser Setup	Marker : Frequency : Amplitude	Test Results
Detector = RMS Sweep Count = 100 RF Atten (dB) = 30 Trace Mode = VIEW	M1 : 5494.940 MHz : 9.150 dBm	Limit: ≤ 4.429 dBm Margin: 4.72 dB

Back to the Matrix

PEAK POWER SPECTRAL DENSITY

Variant: 802.11n HT-40, Channel: 5510.00 MHz, Chain a, Temp: Ambient, Voltage: 5 Vdc

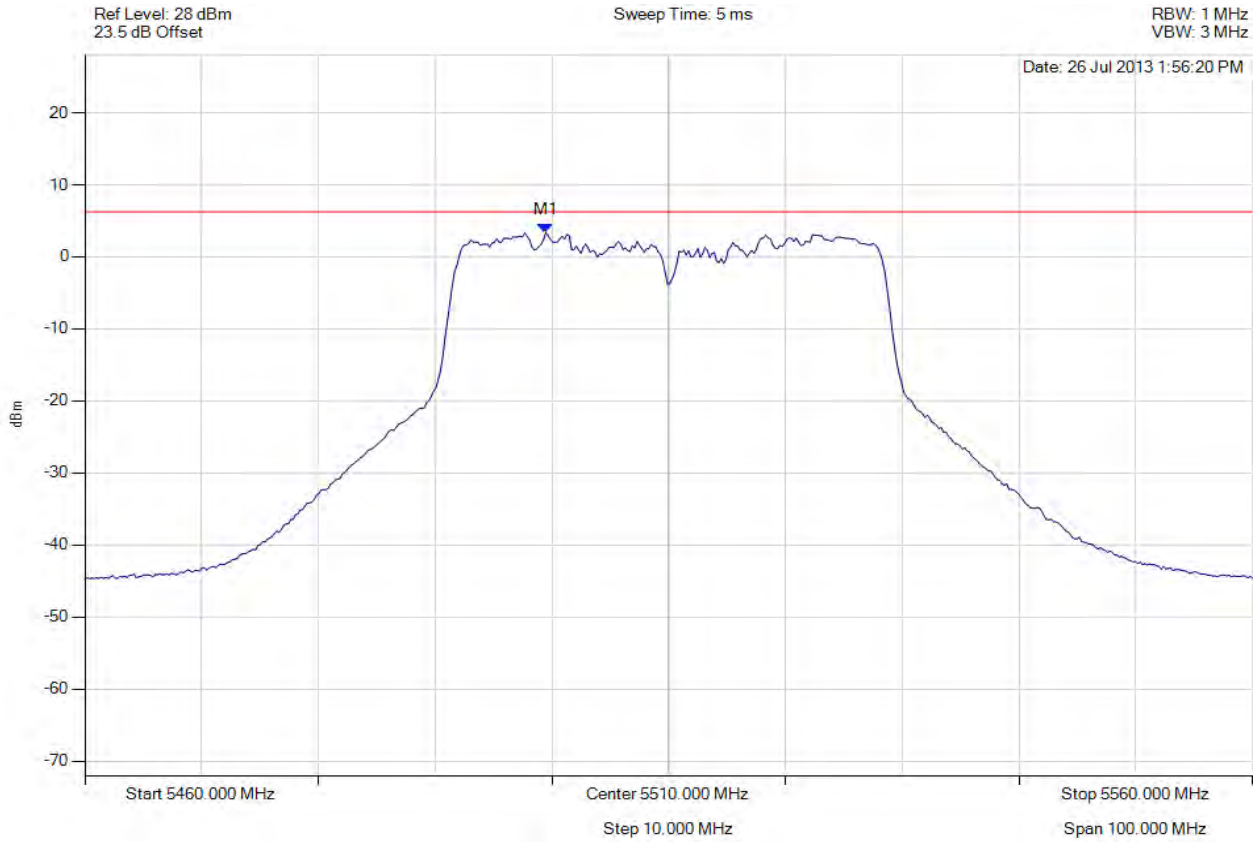

Analyser Setup	Marker : Frequency : Amplitude	Test Results
Detector = RMS Sweep Count = 100 RF Atten (dB) = 20 Trace Mode = VIEW	M1 : 5499.479 MHz : 3.377 dBm	Limit: ≤ 4.429 dBm Margin: -1.05 dB

Back to the Matrix

PEAK POWER SPECTRAL DENSITY

Variant: 802.11n HT-40, Channel: 5510.00 MHz, Chain b, Temp: Ambient, Voltage: 5 Vdc

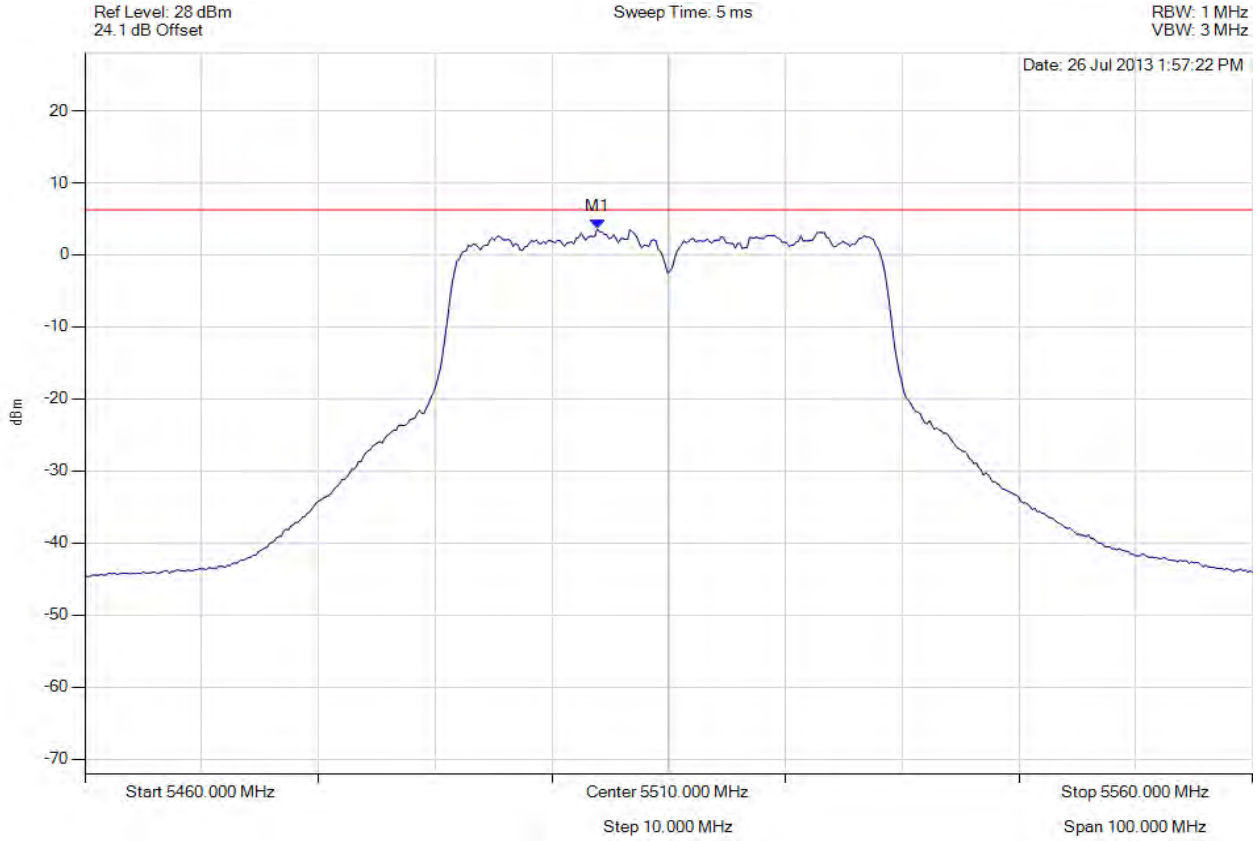

Analyser Setup	Marker : Frequency : Amplitude	Test Results
Detector = RMS Sweep Count = 100 RF Atten (dB) = 20 Trace Mode = VIEW	M1 : 5503.888 MHz : 3.625 dBm	Limit: ≤ 4.429 dBm Margin: -0.80 dB

Back to the Matrix

PEAK POWER SPECTRAL DENSITY

Variant: 802.11n HT-40, Channel: 5510.00 MHz, Chain c, Temp: Ambient, Voltage: 5 Vdc

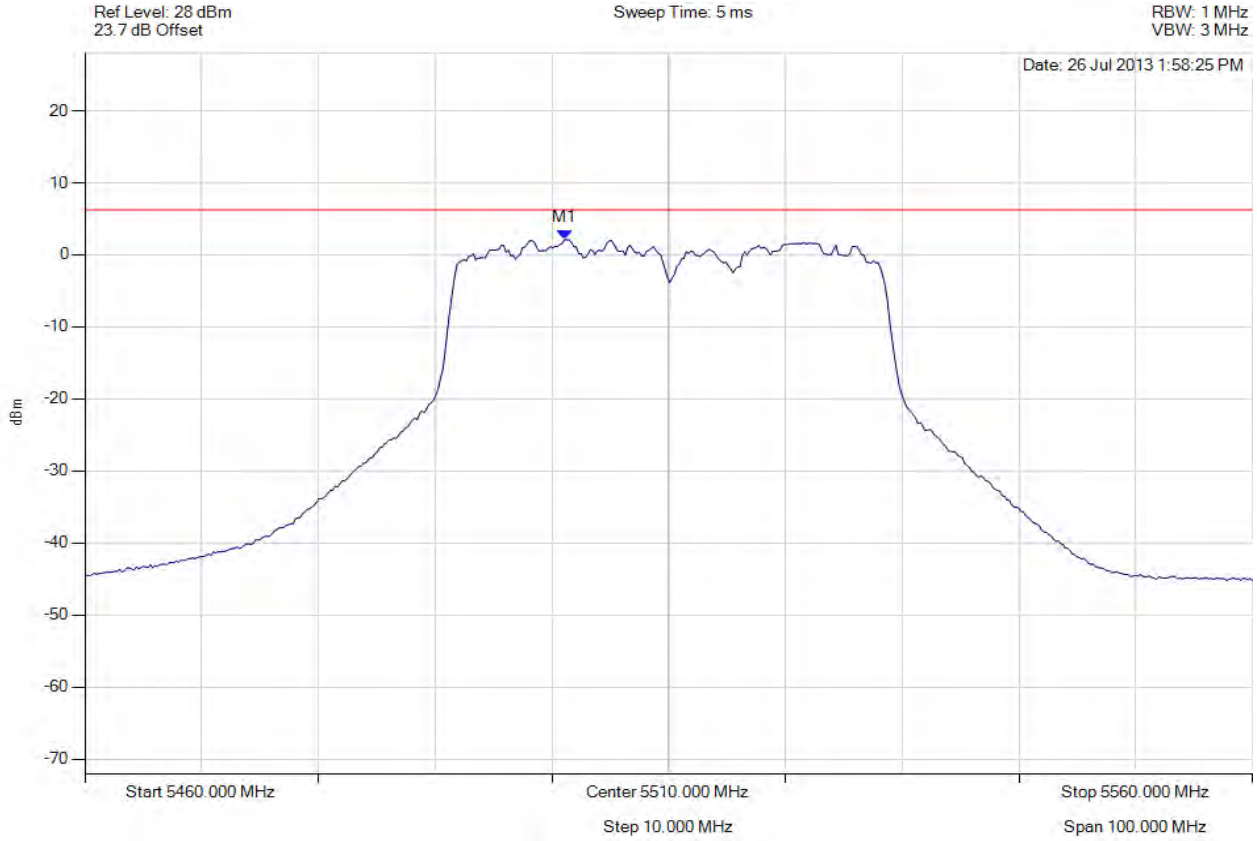

Analyser Setup	Marker : Frequency : Amplitude	Test Results
Detector = RMS Sweep Count = 100 RF Atten (dB) = 20 Trace Mode = VIEW	M1 : 5501.082 MHz : 2.112 dBm	Limit: ≤ 4.429 dBm Margin: -2.32 dB

Back to the Matrix

PEAK POWER SPECTRAL DENSITY

Variant: 802.11n HT-40, Channel: 5550.00 MHz, Chain a, Temp: Ambient, Voltage: 5 Vdc

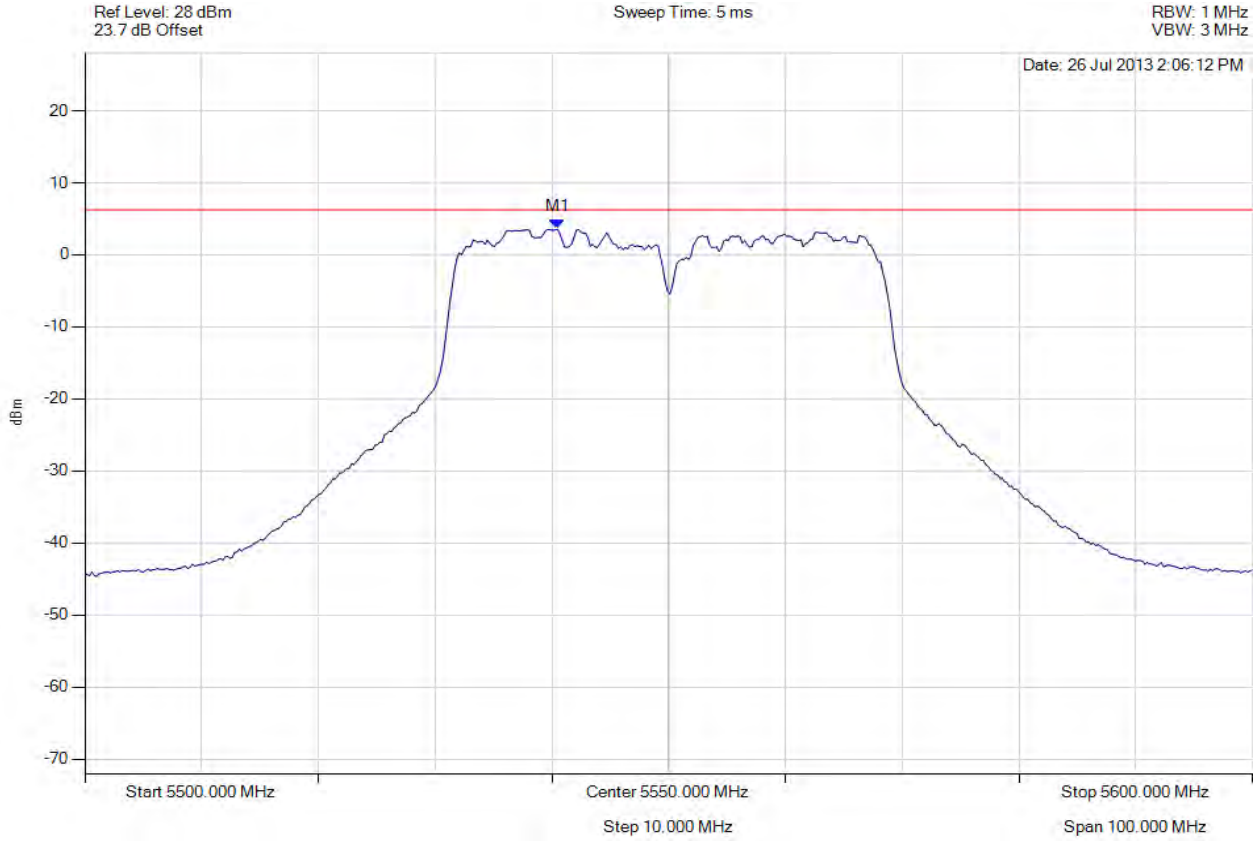

Analyser Setup	Marker : Frequency : Amplitude	Test Results
Detector = RMS Sweep Count = 100 RF Atten (dB) = 20 Trace Mode = VIEW	M1 : 5540.481 MHz : 3.557 dBm	Limit: ≤ 4.429 dBm Margin: -0.87 dB

Back to the Matrix

PEAK POWER SPECTRAL DENSITY

Variant: 802.11n HT-40, Channel: 5550.00 MHz, Chain b, Temp: Ambient, Voltage: 5 Vdc

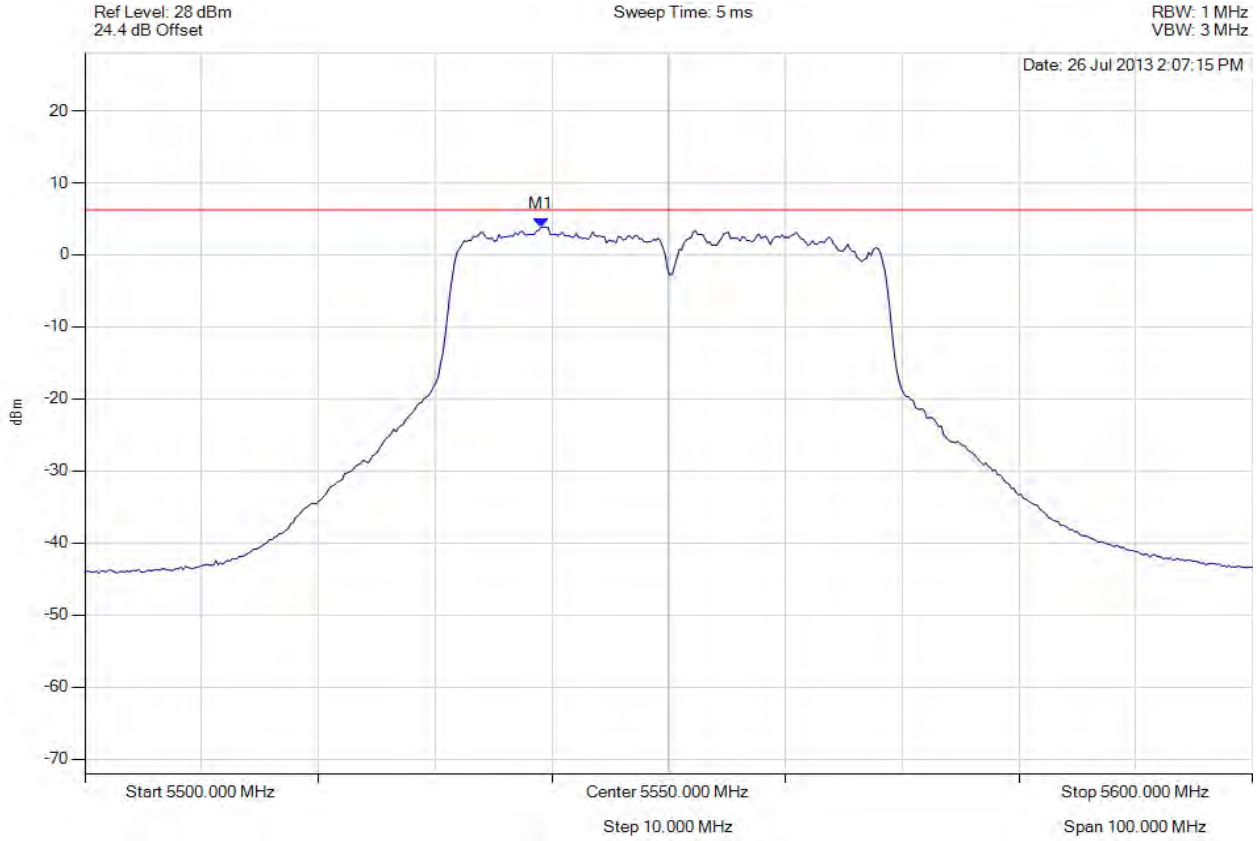

Analyser Setup	Marker : Frequency : Amplitude	Test Results
Detector = RMS Sweep Count = 100 RF Atten (dB) = 20 Trace Mode = VIEW	M1 : 5539.078 MHz : 3.883 dBm	Limit: ≤ 4.429 dBm Margin: -0.55 dB

Back to the Matrix

PEAK POWER SPECTRAL DENSITY

Variant: 802.11n HT-40, Channel: 5550.00 MHz, Chain c, Temp: Ambient, Voltage: 5 Vdc

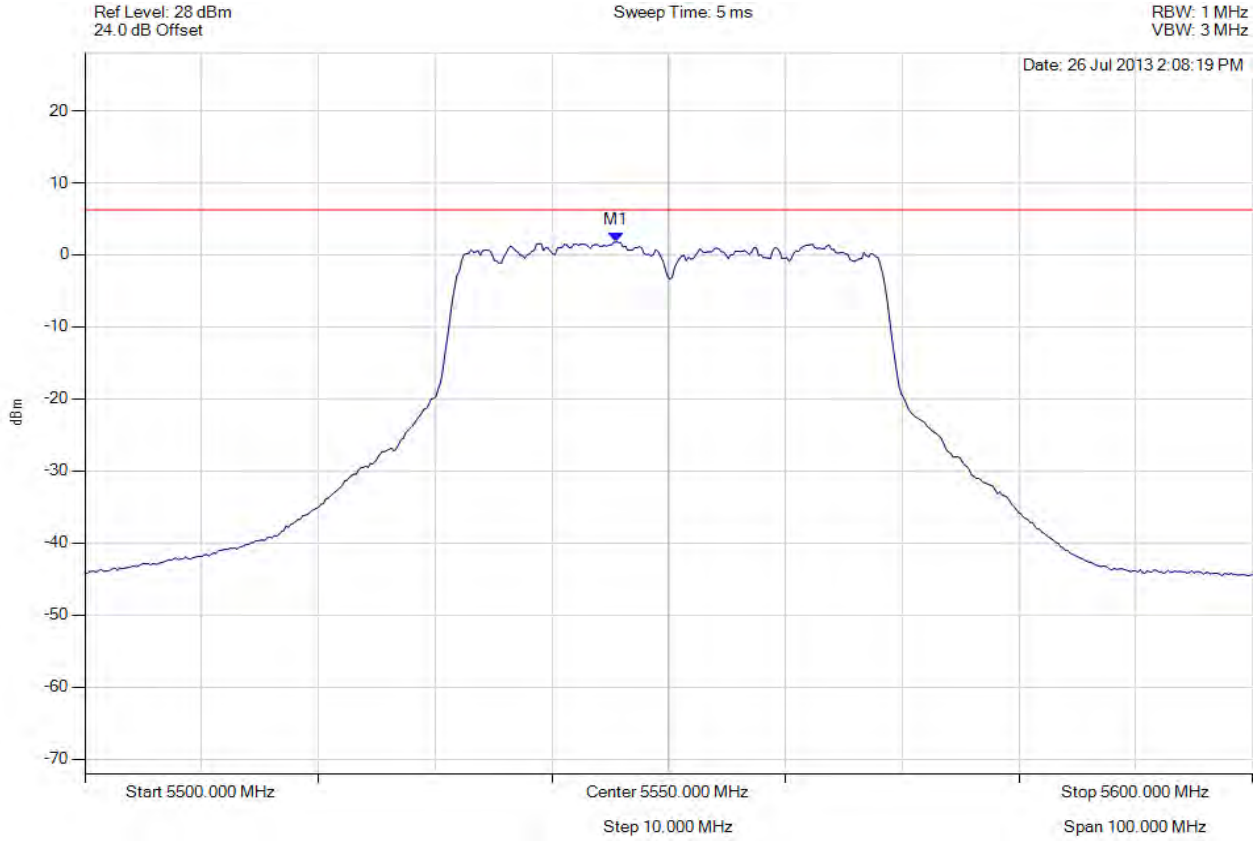

Analyser Setup	Marker : Frequency : Amplitude	Test Results
Detector = RMS Sweep Count = 100 RF Atten (dB) = 20 Trace Mode = VIEW	M1 : 5545.491 MHz : 1.796 dBm	Limit: ≤ 4.429 dBm Margin: -2.63 dB

Back to the Matrix

PEAK POWER SPECTRAL DENSITY

Variant: 802.11n HT-40, Channel: 5670.00 MHz, Chain a, Temp: Ambient, Voltage: 5 Vdc

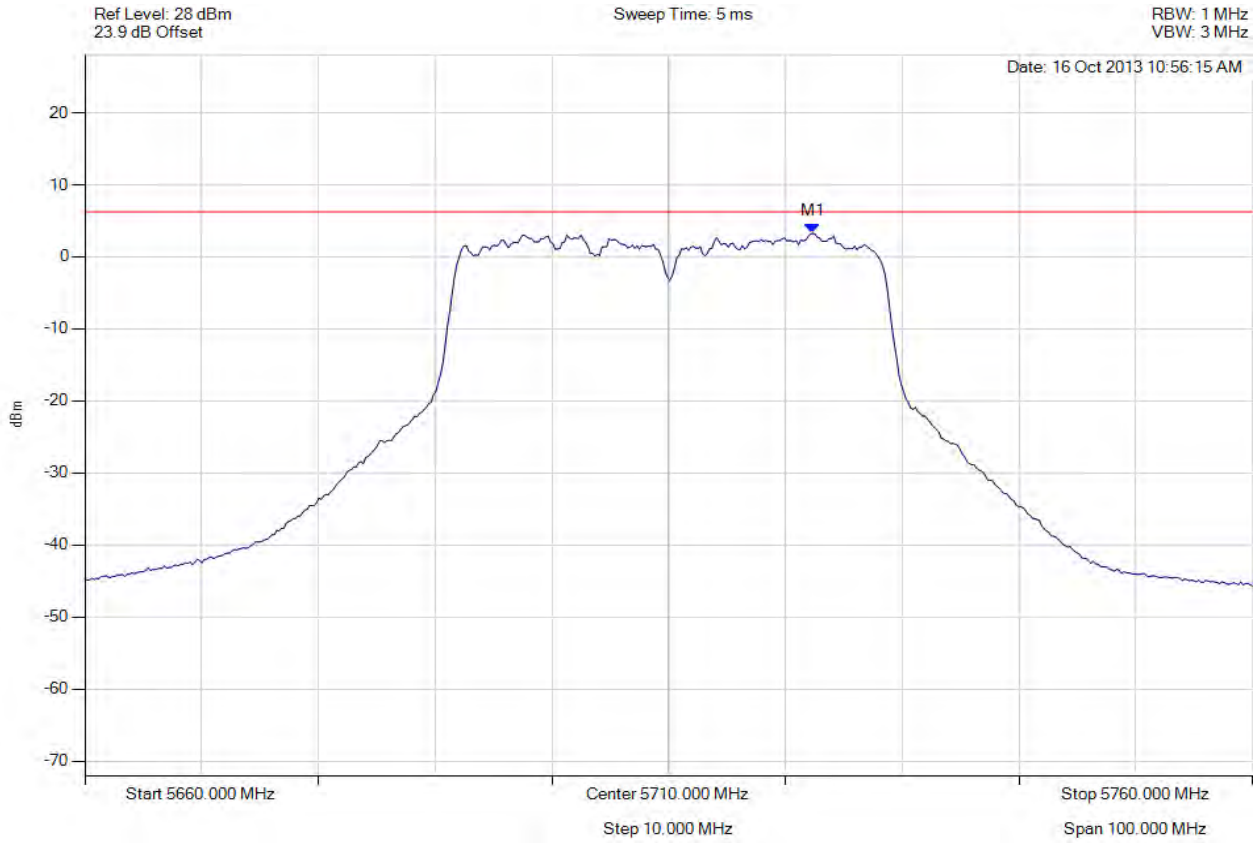

Analyser Setup	Marker : Frequency : Amplitude	Test Results
Detector = RMS Sweep Count = 100 RF Atten (dB) = 20 Trace Mode = VIEW	M1 : 5722.325 MHz : 3.262 dBm	Limit: ≤ 4.429 dBm Margin: -1.17 dB

Back to the Matrix

PEAK POWER SPECTRAL DENSITY

Variant: 802.11n HT-40, Channel: 5670.00 MHz, Chain b, Temp: Ambient, Voltage: 5 Vdc

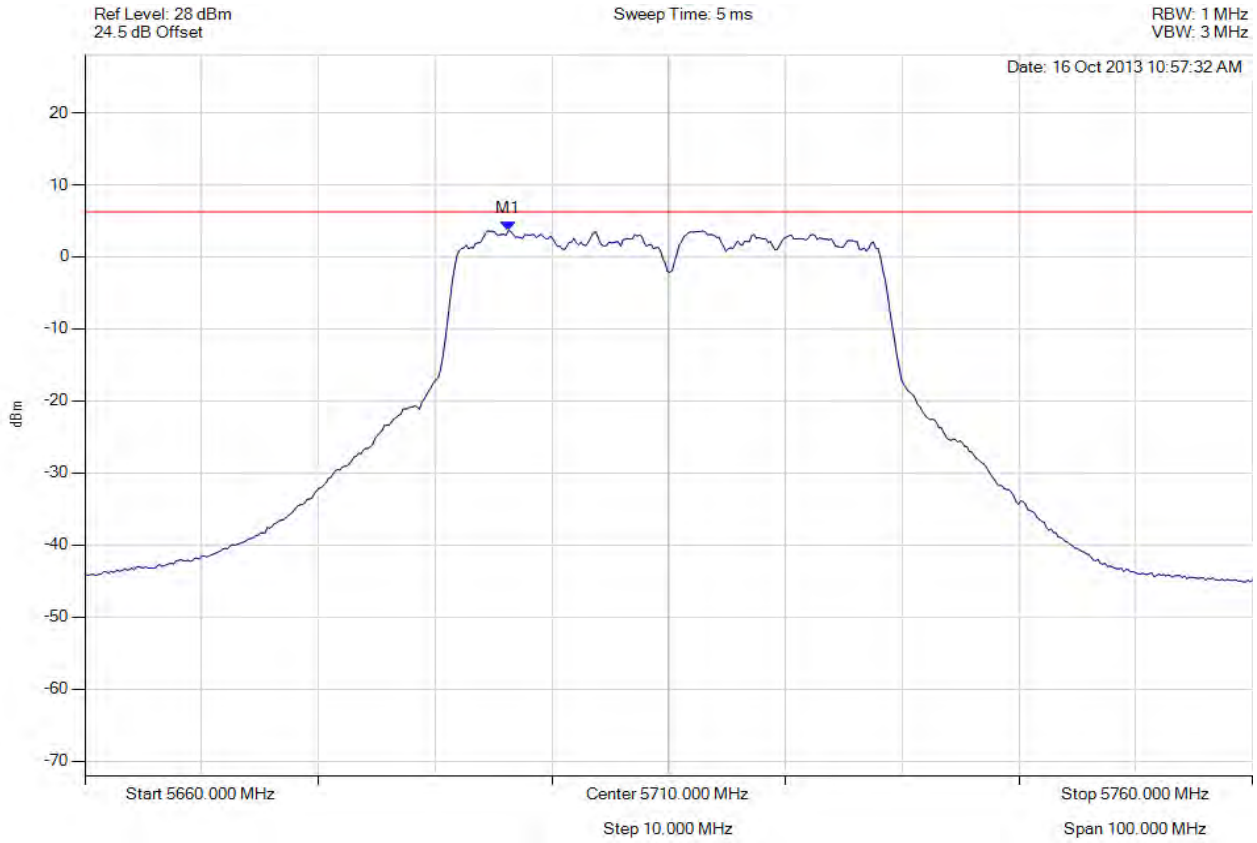

Analyser Setup	Marker : Frequency : Amplitude	Test Results
Detector = RMS Sweep Count = 100 RF Atten (dB) = 20 Trace Mode = VIEW	M1 : 5696.273 MHz : 3.659 dBm	Limit: ≤ 4.429 dBm Margin: -0.77 dB

Back to the Matrix

PEAK POWER SPECTRAL DENSITY

Variant: 802.11n HT-40, Channel: 5670.00 MHz, Chain c, Temp: Ambient, Voltage: 5 Vdc

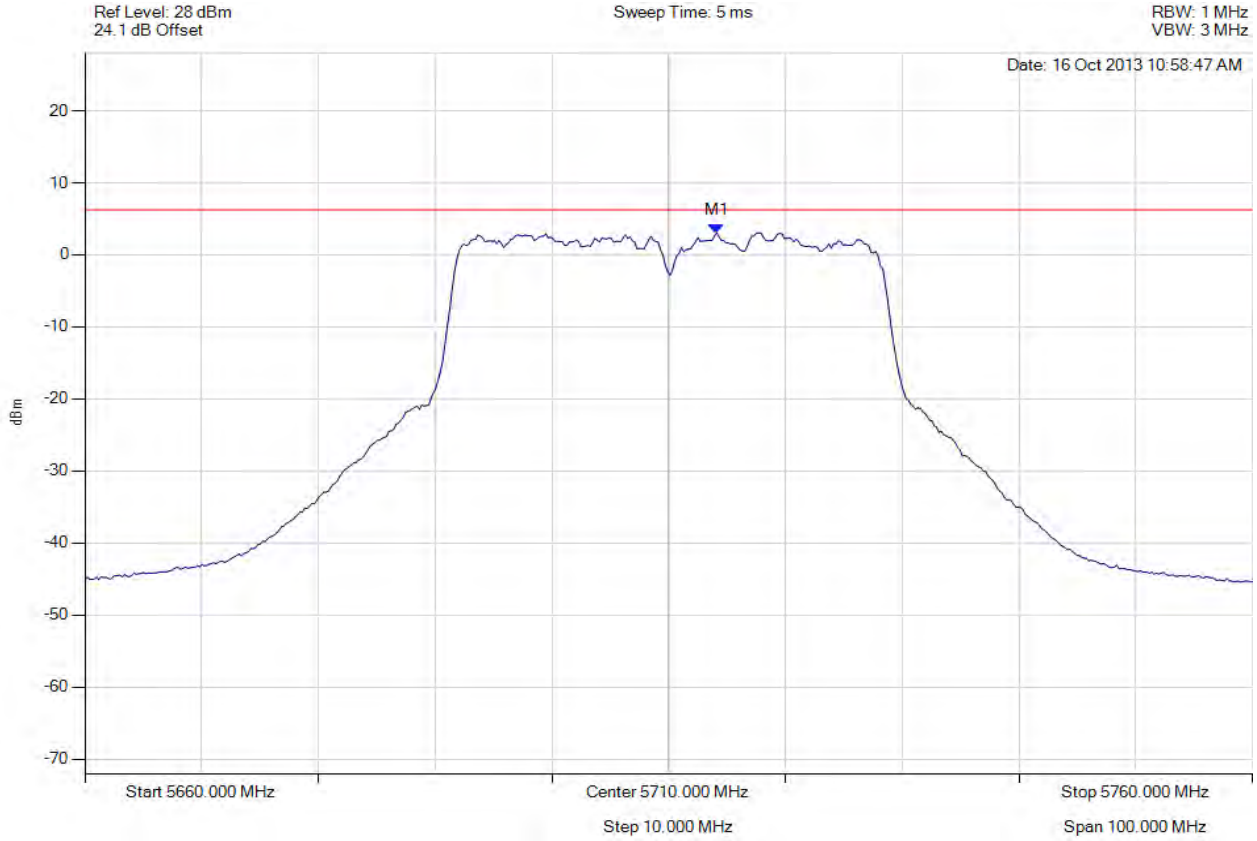

Analyser Setup	Marker : Frequency : Amplitude	Test Results
Detector = RMS Sweep Count = 100 RF Atten (dB) = 20 Trace Mode = VIEW	M1 : 5714.108 MHz : 3.051 dBm	Limit: ≤ 4.429 dBm Margin: -1.38 dB

Back to the Matrix

PEAK POWER SPECTRAL DENSITY

Variant: 802.11ac-40, Channel: 5510.00 MHz, Chain a, Temp: Ambient, Voltage: 5 Vdc

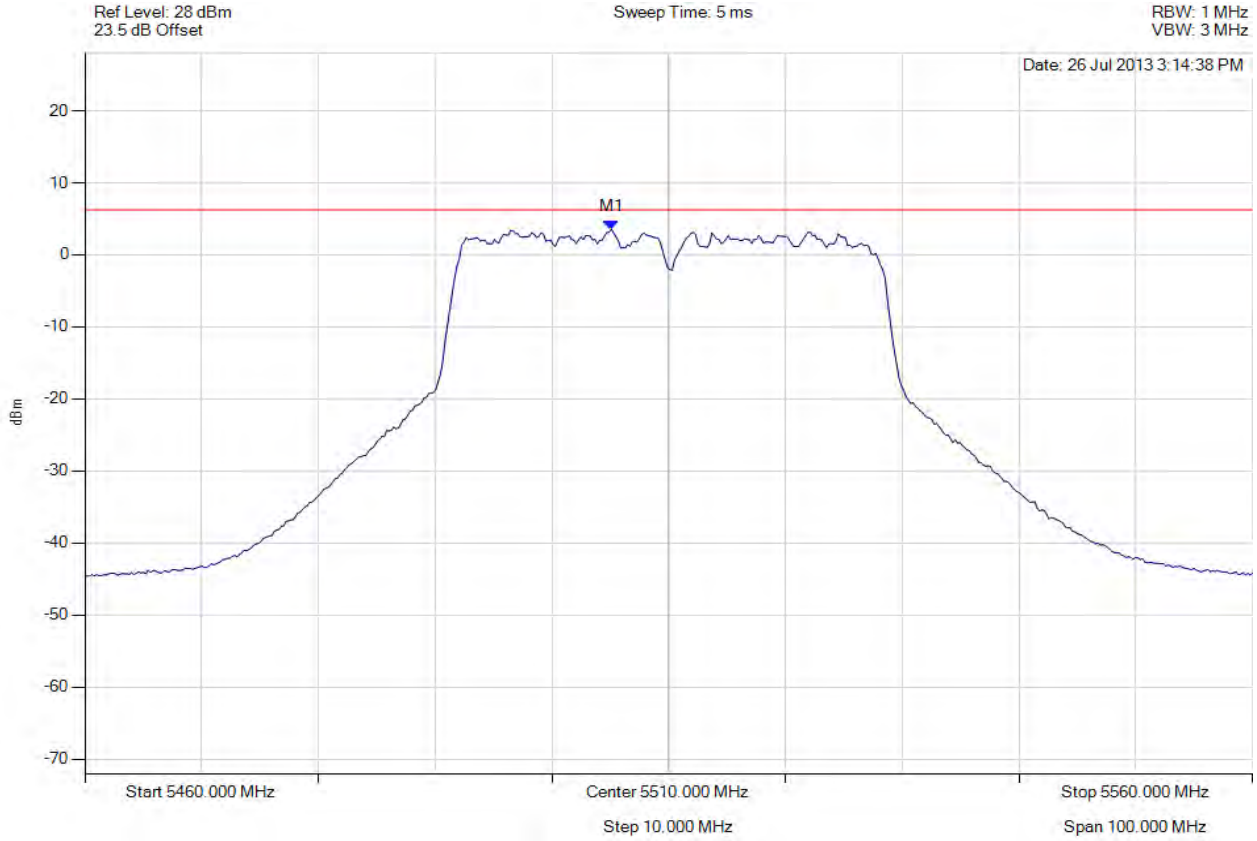

Analyser Setup	Marker : Frequency : Amplitude	Test Results
Detector = RMS Sweep Count = 100 RF Atten (dB) = 20 Trace Mode = VIEW	M1 : 5505.090 MHz : 3.544 dBm	Limit: ≤ 4.429 dBm Margin: -0.89 dB

Back to the Matrix

PEAK POWER SPECTRAL DENSITY

Variant: 802.11ac-40, Channel: 5510.00 MHz, Chain b, Temp: Ambient, Voltage: 5 Vdc

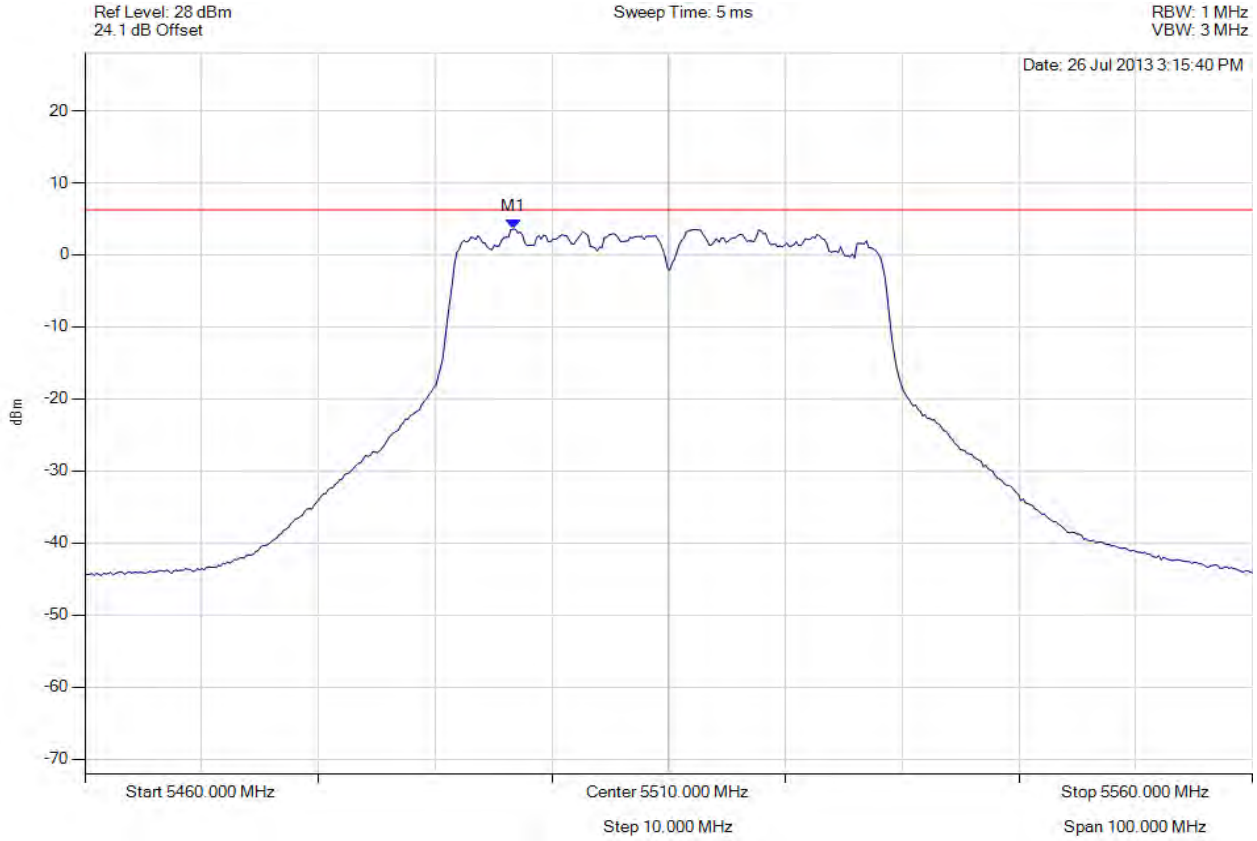

Analyser Setup	Marker : Frequency : Amplitude	Test Results
Detector = RMS Sweep Count = 100 RF Atten (dB) = 20 Trace Mode = VIEW	M1 : 5496.673 MHz : 3.580 dBm	Limit: ≤ 4.429 dBm Margin: -0.85 dB

Back to the Matrix

PEAK POWER SPECTRAL DENSITY

Variant: 802.11ac-40, Channel: 5510.00 MHz, Chain c, Temp: Ambient, Voltage: 5 Vdc

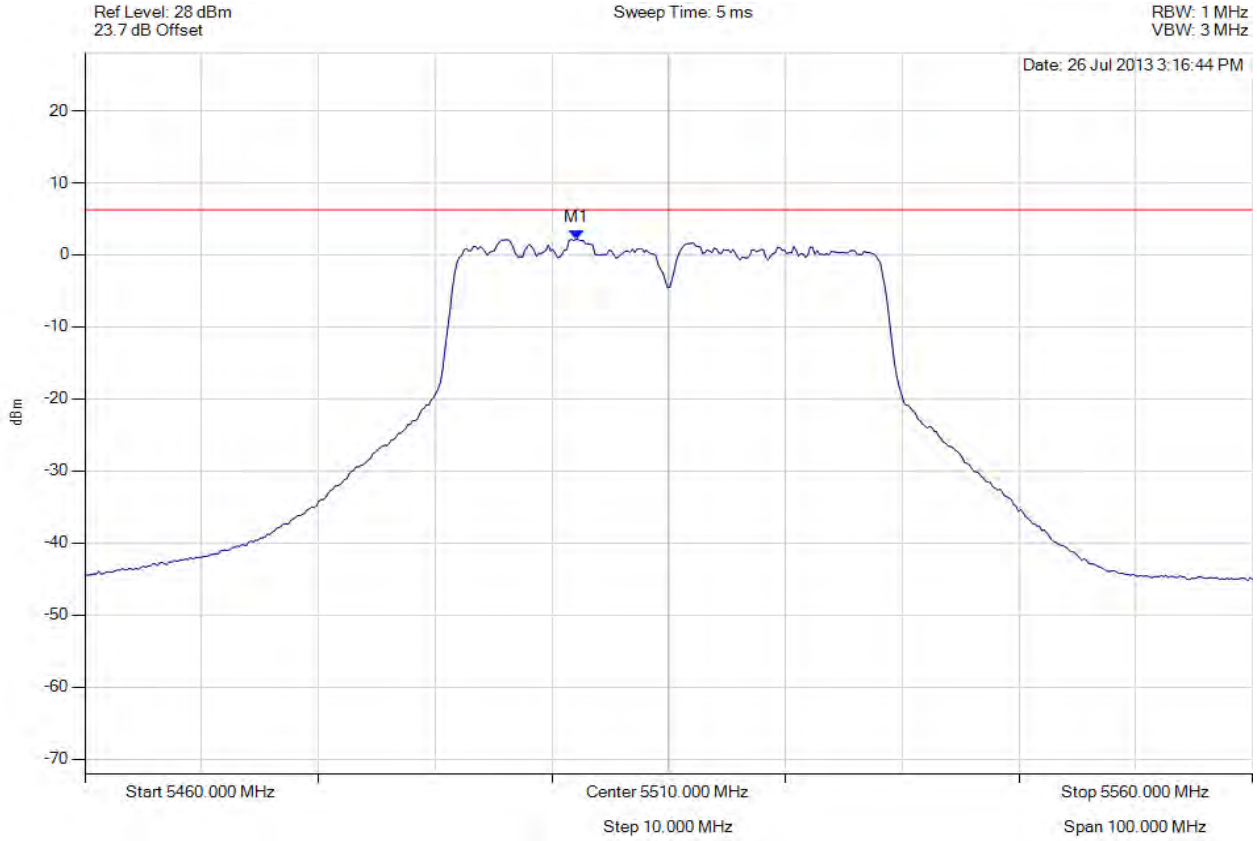

Analyser Setup	Marker : Frequency : Amplitude	Test Results
Detector = RMS Sweep Count = 100 RF Atten (dB) = 20 Trace Mode = VIEW	M1 : 5502.084 MHz : 2.182 dBm	Limit: ≤ 4.429 dBm Margin: -2.25 dB

Back to the Matrix

PEAK POWER SPECTRAL DENSITY

Variant: 802.11ac-40, Channel: 5550.00 MHz, Chain a, Temp: Ambient, Voltage: 5 Vdc

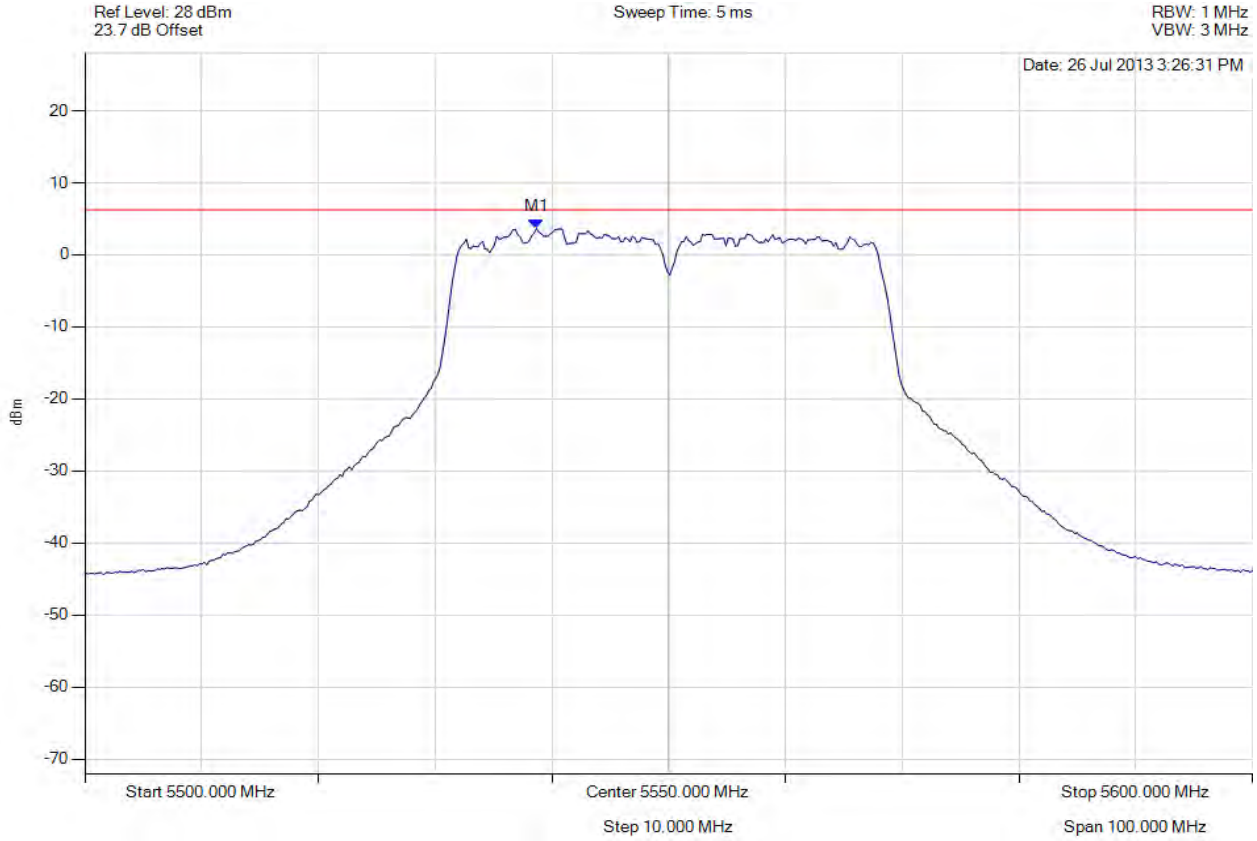

Analyser Setup	Marker : Frequency : Amplitude	Test Results
Detector = RMS Sweep Count = 100 RF Atten (dB) = 20 Trace Mode = VIEW	M1 : 5538.677 MHz : 3.664 dBm	Limit: ≤ 4.429 dBm Margin: -0.77 dB

Back to the Matrix

PEAK POWER SPECTRAL DENSITY

Variant: 802.11ac-40, Channel: 5550.00 MHz, Chain b, Temp: Ambient, Voltage: 5 Vdc

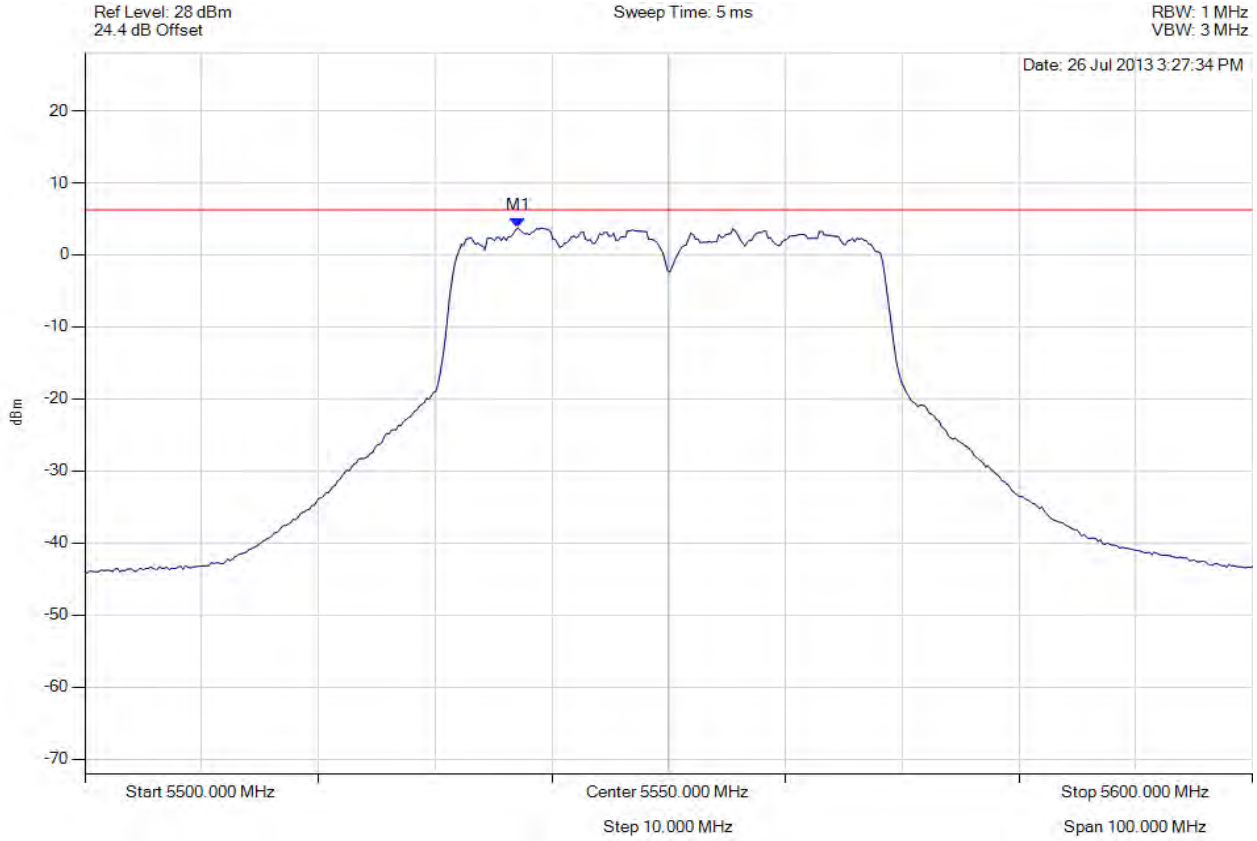

Analyser Setup	Marker : Frequency : Amplitude	Test Results
Detector = RMS Sweep Count = 100 RF Atten (dB) = 20 Trace Mode = VIEW	M1 : 5537.074 MHz : 3.750 dBm	Limit: ≤ 4.429 dBm Margin: -0.68 dB

Back to the Matrix

PEAK POWER SPECTRAL DENSITY

Variant: 802.11ac-40, Channel: 5550.00 MHz, Chain c, Temp: Ambient, Voltage: 5 Vdc

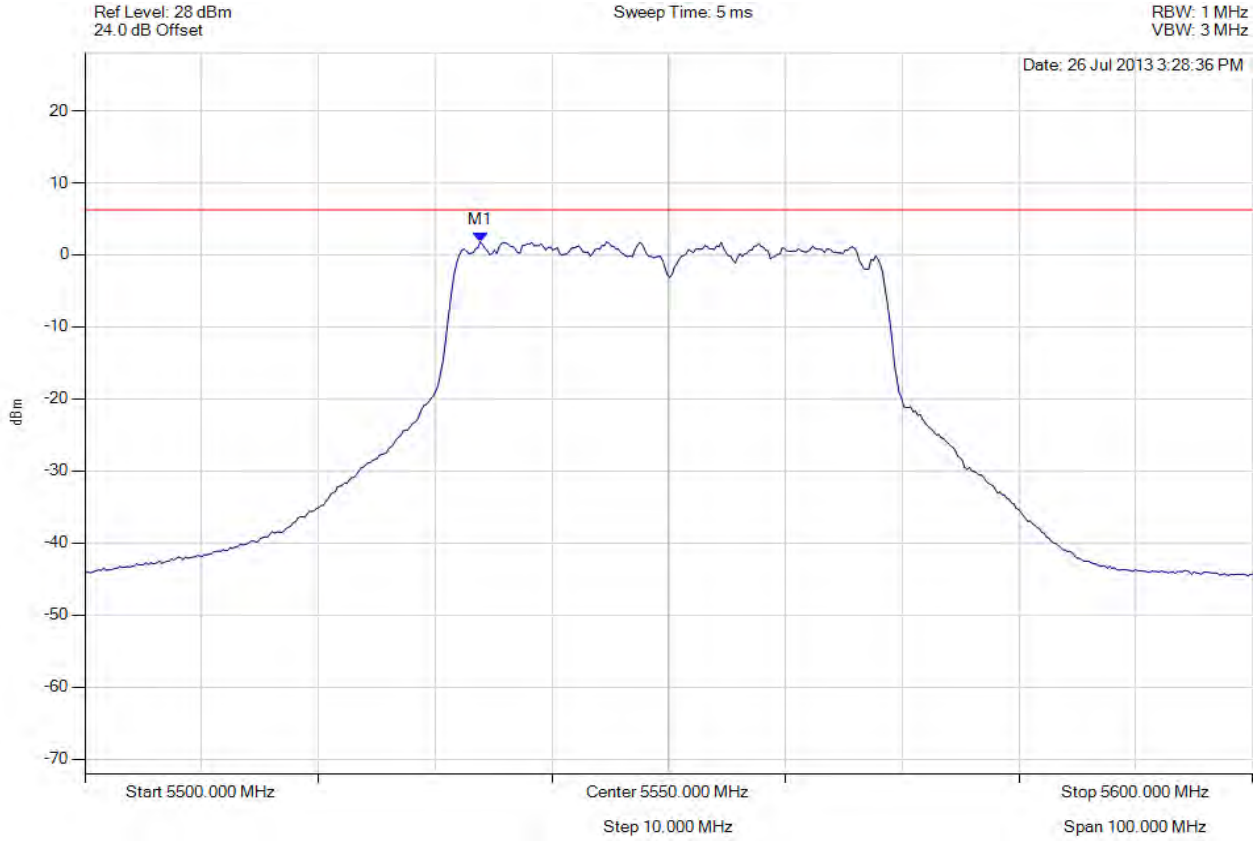

Analyser Setup	Marker : Frequency : Amplitude	Test Results
Detector = RMS Sweep Count = 100 RF Atten (dB) = 20 Trace Mode = VIEW	M1 : 5533.868 MHz : 1.836 dBm	Limit: ≤ 4.429 dBm Margin: -2.59 dB

Back to the Matrix

PEAK POWER SPECTRAL DENSITY

Variant: 802.11ac-40, Channel: 5670.00 MHz, Chain a, Temp: Ambient, Voltage: 5 Vdc

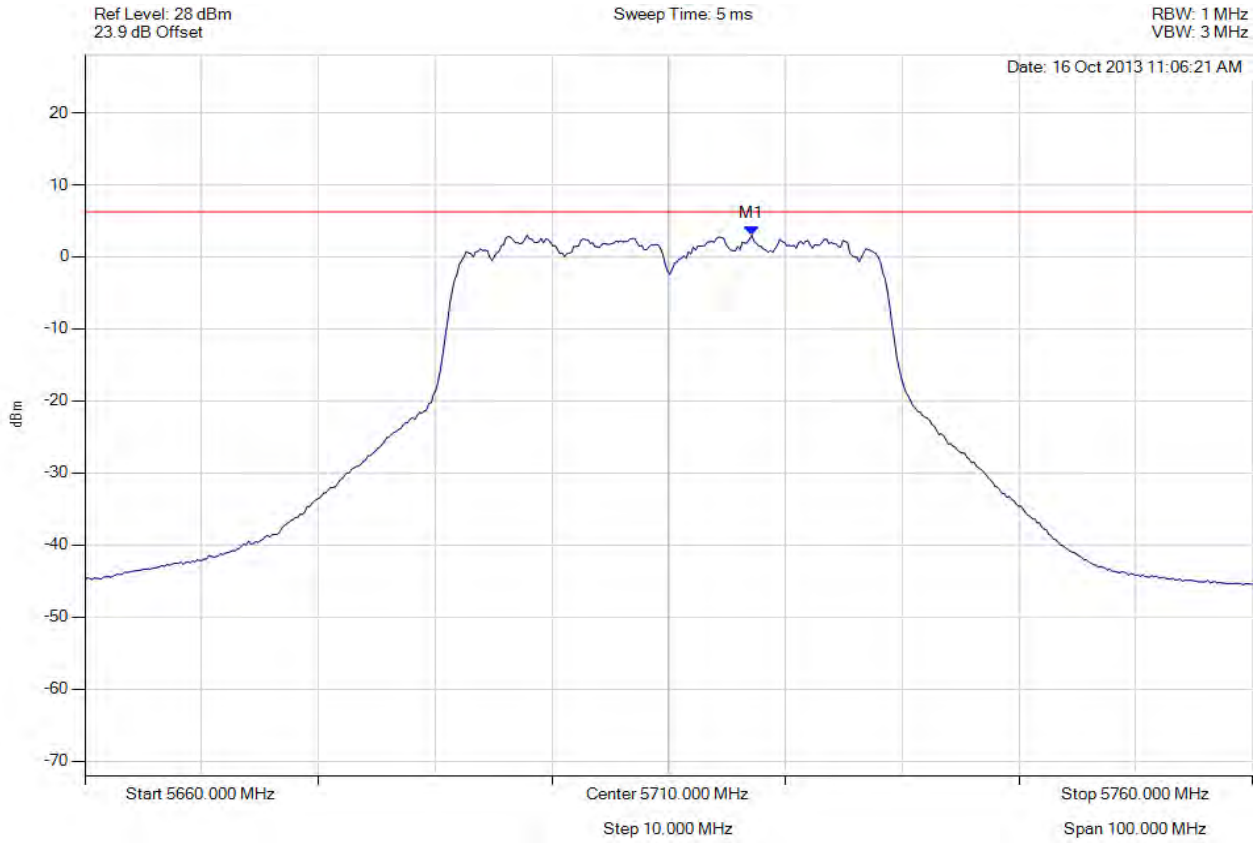

Analyser Setup	Marker : Frequency : Amplitude	Test Results
Detector = RMS Sweep Count = 100 RF Atten (dB) = 20 Trace Mode = VIEW	M1 : 5717.114 MHz : 2.986 dBm	Limit: ≤ 4.429 dBm Margin: -1.44 dB

Back to the Matrix

PEAK POWER SPECTRAL DENSITY

Variant: 802.11ac-40, Channel: 5670.00 MHz, Chain b, Temp: Ambient, Voltage: 5 Vdc

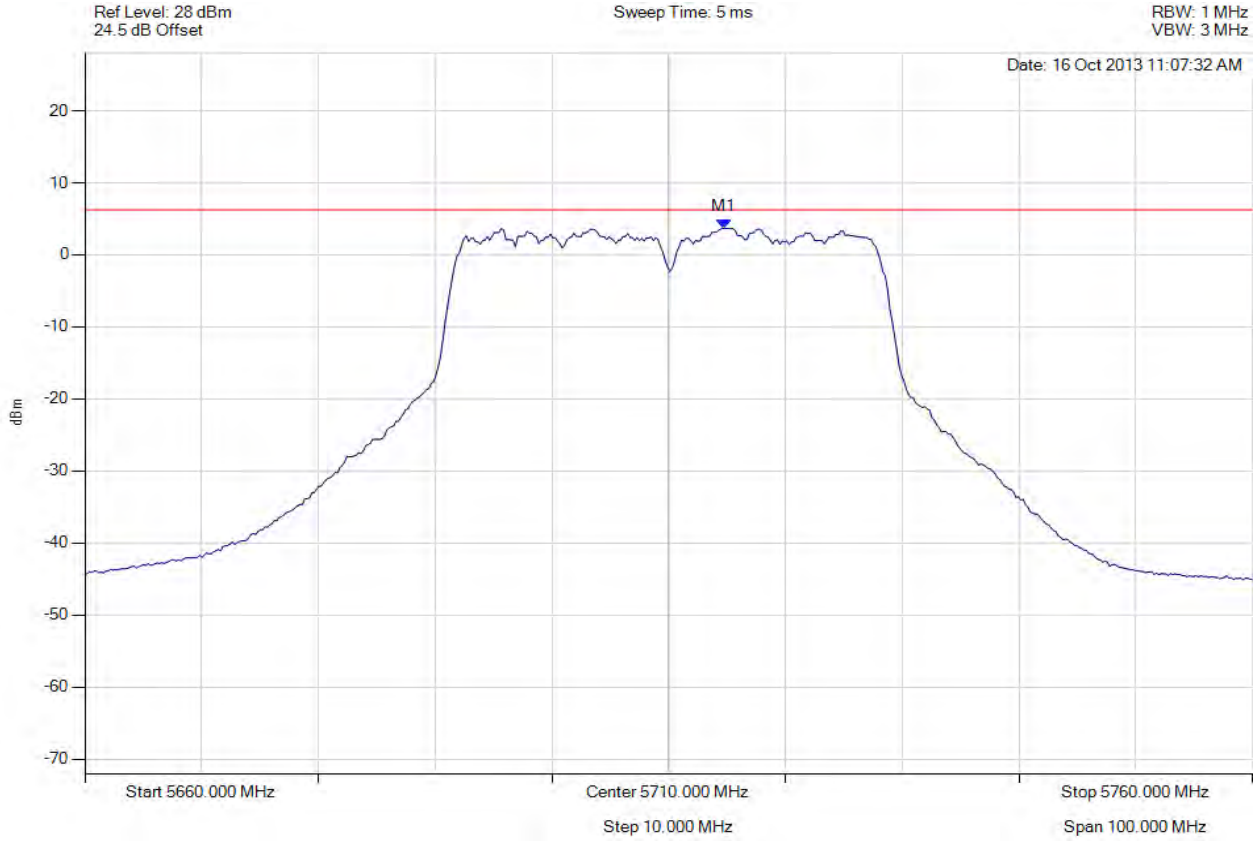

Analyser Setup	Marker : Frequency : Amplitude	Test Results
Detector = RMS Sweep Count = 100 RF Atten (dB) = 20 Trace Mode = VIEW	M1 : 5714.709 MHz : 3.683 dBm	Limit: ≤ 4.429 dBm Margin: -0.75 dB

Back to the Matrix

PEAK POWER SPECTRAL DENSITY

Variant: 802.11ac-40, Channel: 5670.00 MHz, Chain c, Temp: Ambient, Voltage: 5 Vdc

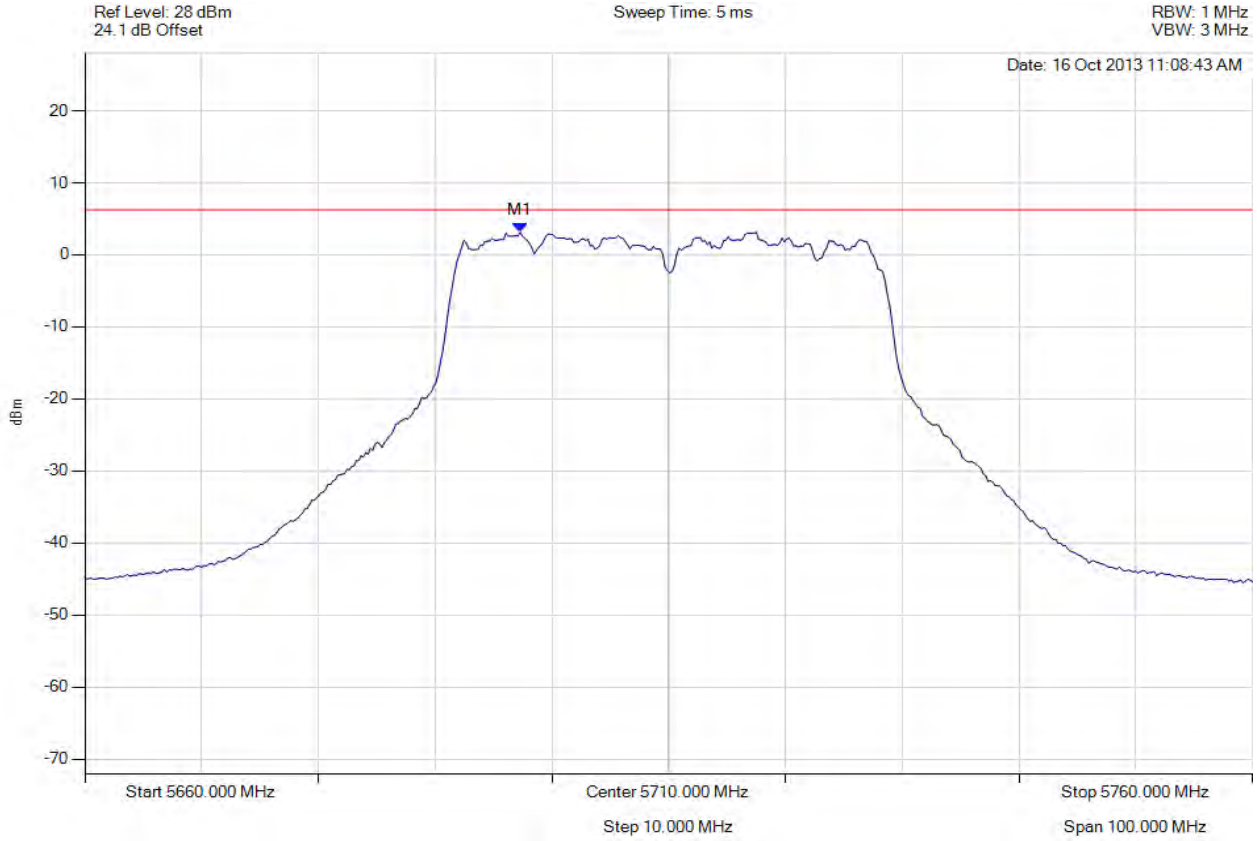

Analyser Setup	Marker : Frequency : Amplitude	Test Results
Detector = RMS Sweep Count = 100 RF Atten (dB) = 20 Trace Mode = VIEW	M1 : 5697.275 MHz : 3.113 dBm	Limit: ≤ 4.429 dBm Margin: -1.32 dB

Back to the Matrix

PEAK POWER SPECTRAL DENSITY

Variant: 802.11ac-80, Channel: 5530.00 MHz, Chain a, Temp: Ambient, Voltage: 5 Vdc

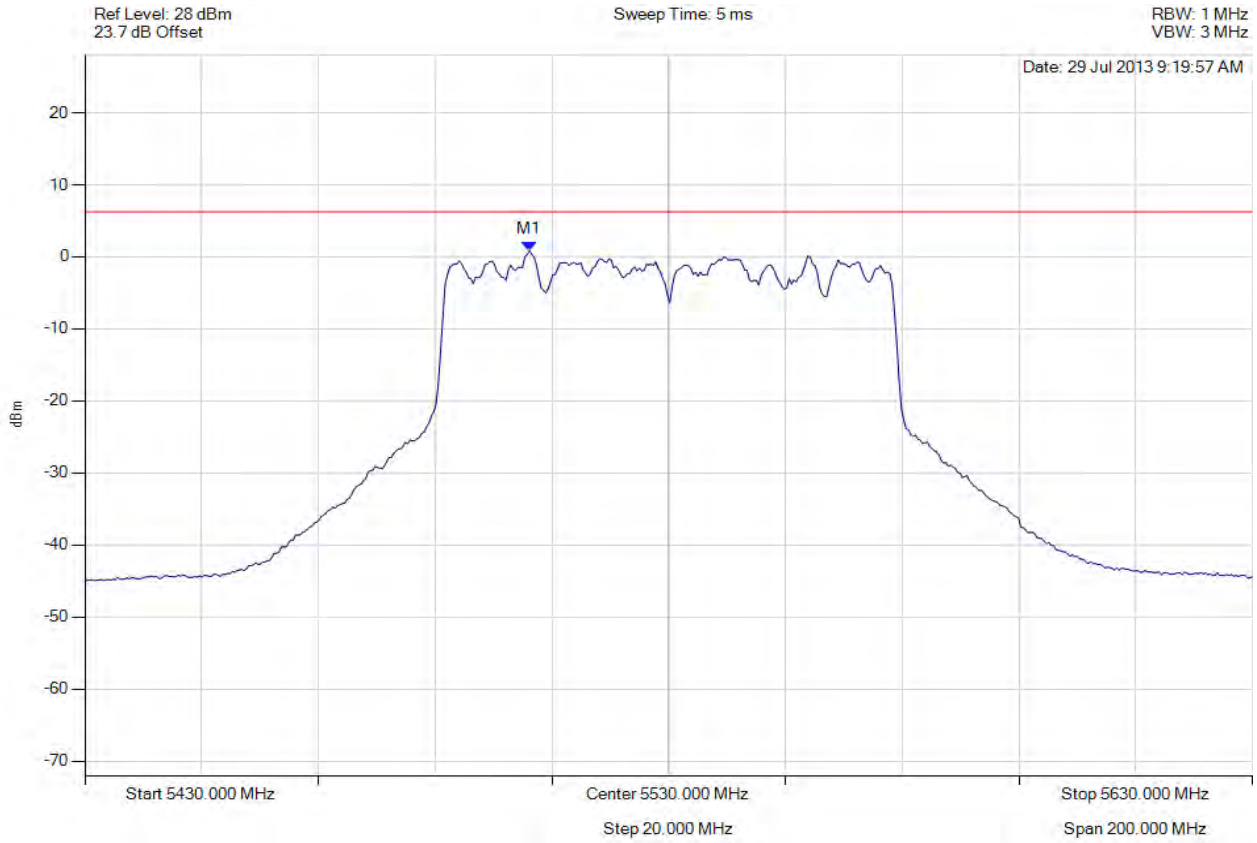

Analyser Setup	Marker : Frequency : Amplitude	Test Results
Detector = RMS Sweep Count = 100 RF Atten (dB) = 20 Trace Mode = VIEW	M1 : 5506.152 MHz : 0.823 dBm	Limit: ≤ 4.429 dBm Margin: -3.61 dB

Back to the Matrix

PEAK POWER SPECTRAL DENSITY

Variant: 802.11ac-80, Channel: 5530.00 MHz, Chain b, Temp: Ambient, Voltage: 5 Vdc

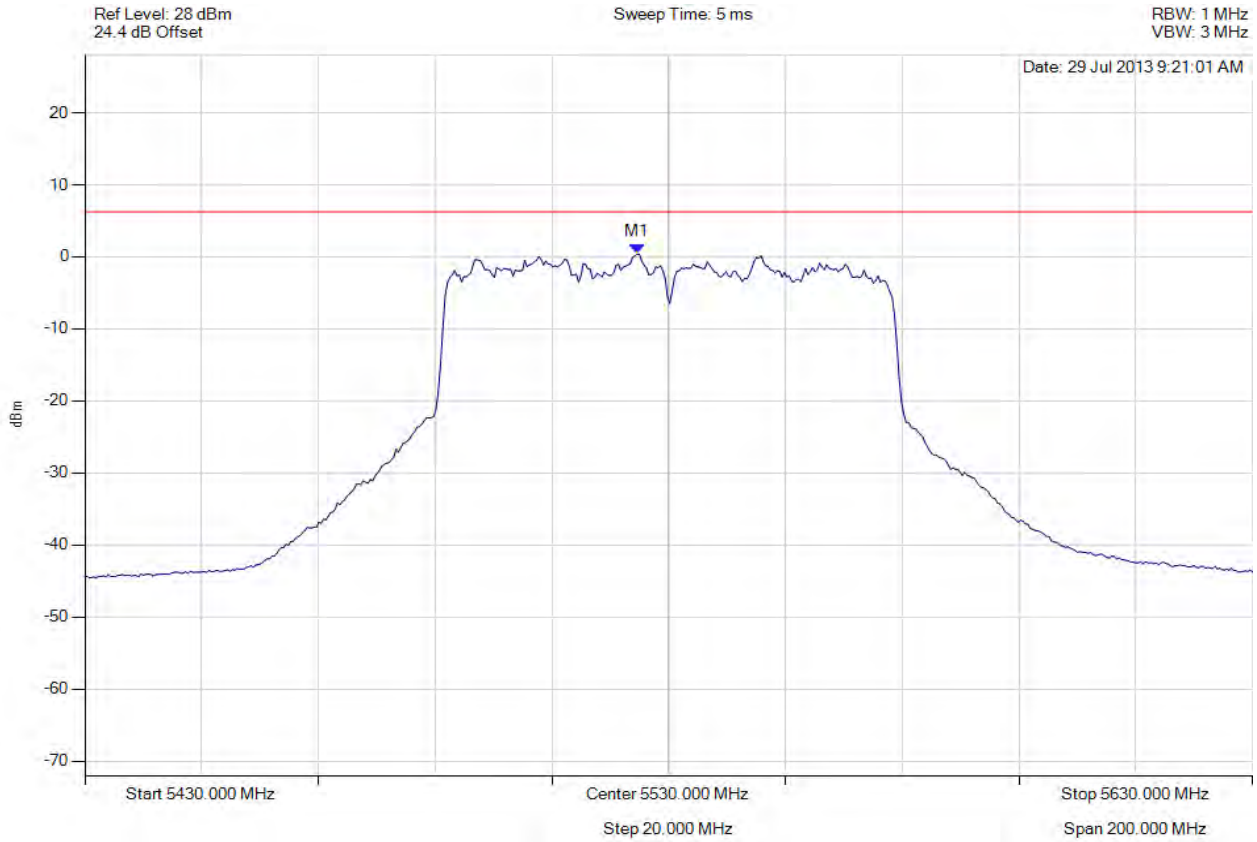

Analyser Setup	Marker : Frequency : Amplitude	Test Results
Detector = RMS Sweep Count = 100 RF Atten (dB) = 20 Trace Mode = VIEW	M1 : 5524.589 MHz : 0.389 dBm	Limit: ≤ 4.429 dBm Margin: -4.04 dB

Back to the Matrix

PEAK POWER SPECTRAL DENSITY

Variant: 802.11ac-80, Channel: 5530.00 MHz, Chain c, Temp: Ambient, Voltage: 5 Vdc

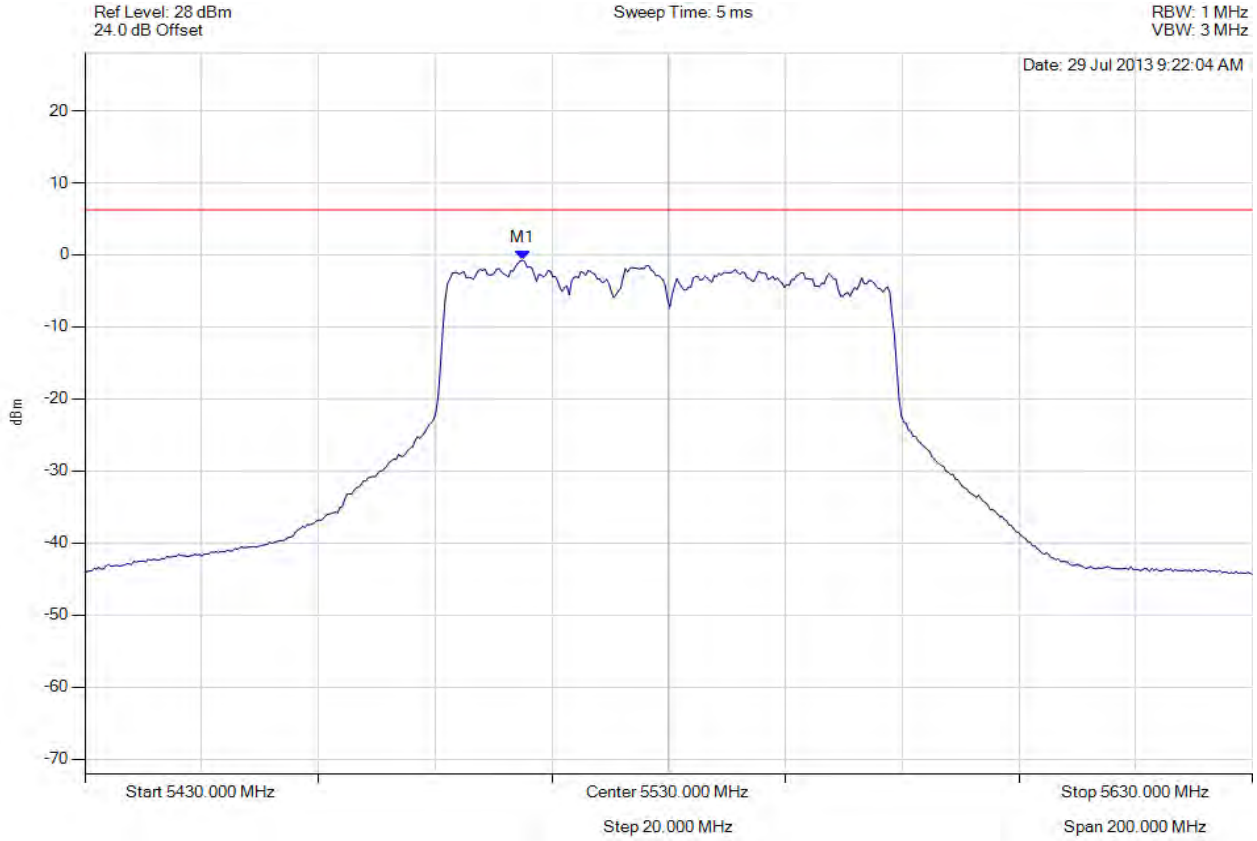

Analyser Setup	Marker : Frequency : Amplitude	Test Results
Detector = RMS Sweep Count = 100 RF Atten (dB) = 20 Trace Mode = VIEW	M1 : 5504.950 MHz : -0.752 dBm	Limit: ≤ 4.429 dBm Margin: 5.18 dB

Back to the Matrix

PEAK POWER SPECTRAL DENSITY

Variant: 802.11ac-80, Channel: 5690.00 MHz, Chain a, Temp: Ambient, Voltage: 5 Vdc

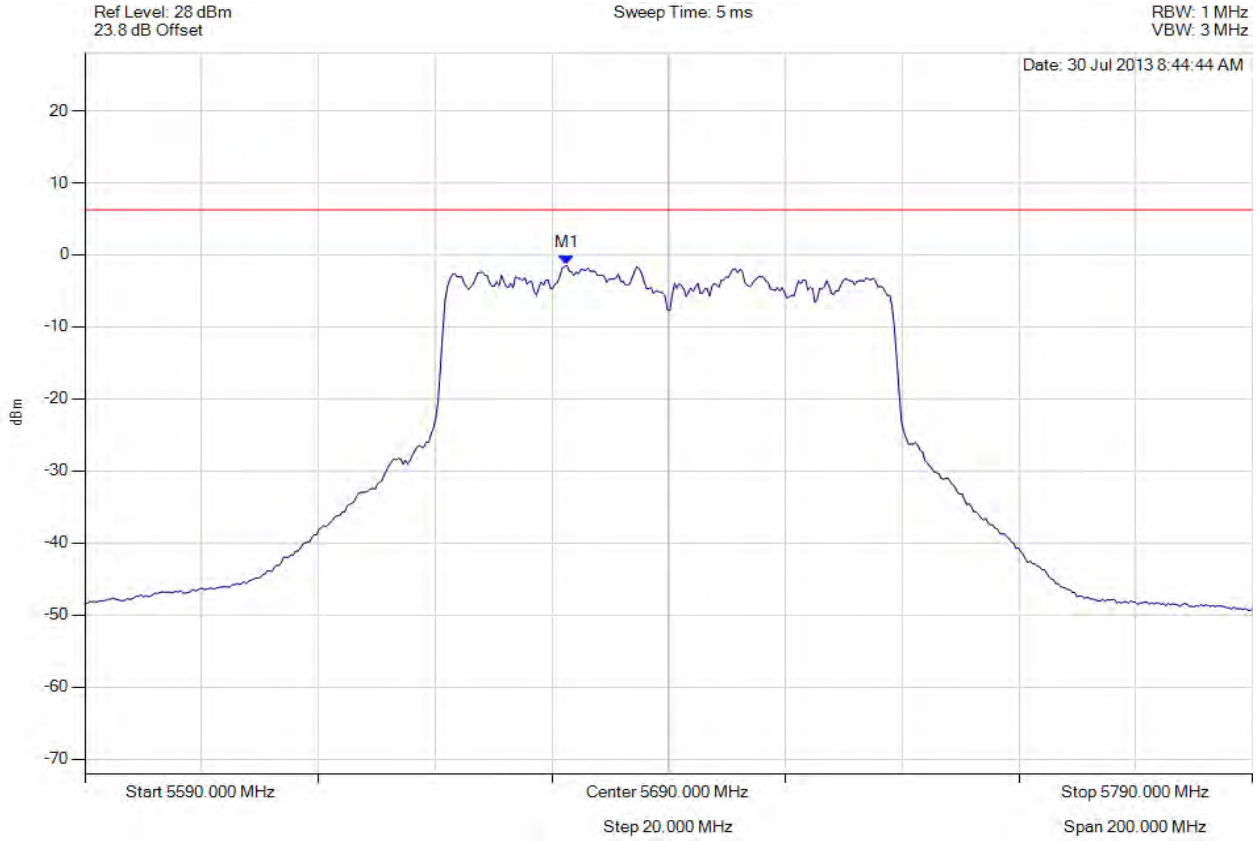

Analyser Setup	Marker : Frequency : Amplitude	Test Results
Detector = RMS Sweep Count = 100 RF Atten (dB) = 20 Trace Mode = VIEW	M1 : 5672.565 MHz : -1.440 dBm	Limit: ≤ 4.429 dBm Margin: 5.87 dB

Back to the Matrix

PEAK POWER SPECTRAL DENSITY

Variant: 802.11ac-80, Channel: 5690.00 MHz, Chain b, Temp: Ambient, Voltage: 5 Vdc

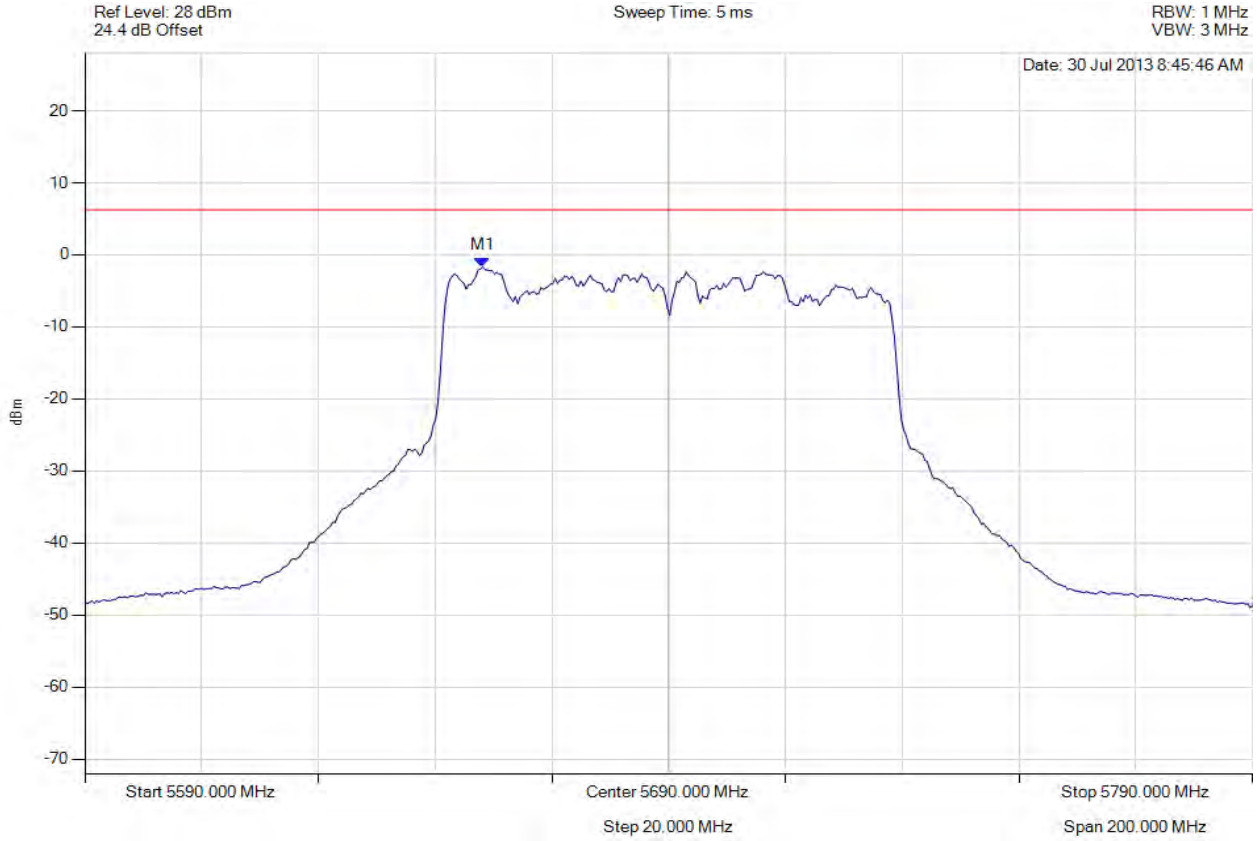

Analyser Setup	Marker : Frequency : Amplitude	Test Results
Detector = RMS Sweep Count = 100 RF Atten (dB) = 20 Trace Mode = VIEW	M1 : 5658.136 MHz : -1.688 dBm	Limit: ≤ 4.429 dBm Margin: 6.12 dB

Back to the Matrix

PEAK POWER SPECTRAL DENSITY

Variant: 802.11ac-80, Channel: 5690.00 MHz, Chain c, Temp: Ambient, Voltage: 5 Vdc

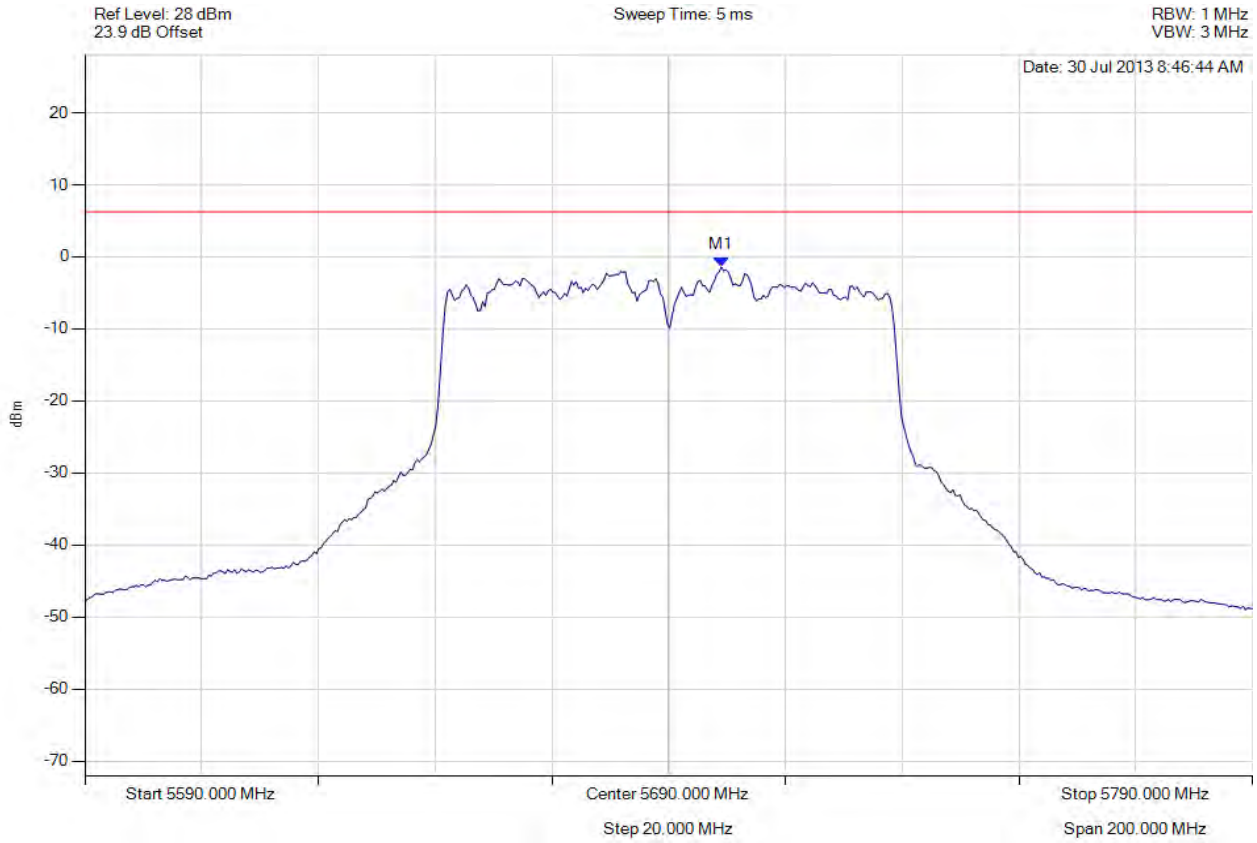

Analyser Setup	Marker : Frequency : Amplitude	Test Results
Detector = RMS Sweep Count = 100 RF Atten (dB) = 20 Trace Mode = VIEW	M1 : 5699.018 MHz : -1.408 dBm	Limit: ≤ 4.429 dBm Margin: 5.84 dB

Back to the Matrix

A.1.3. Peak Excursion Ratio

PEAK EXCURSION RATIO

Variant: 802.11a, Channel: 5180.00 MHz, Chain a, Temp: Ambient, Voltage: 5 Vdc

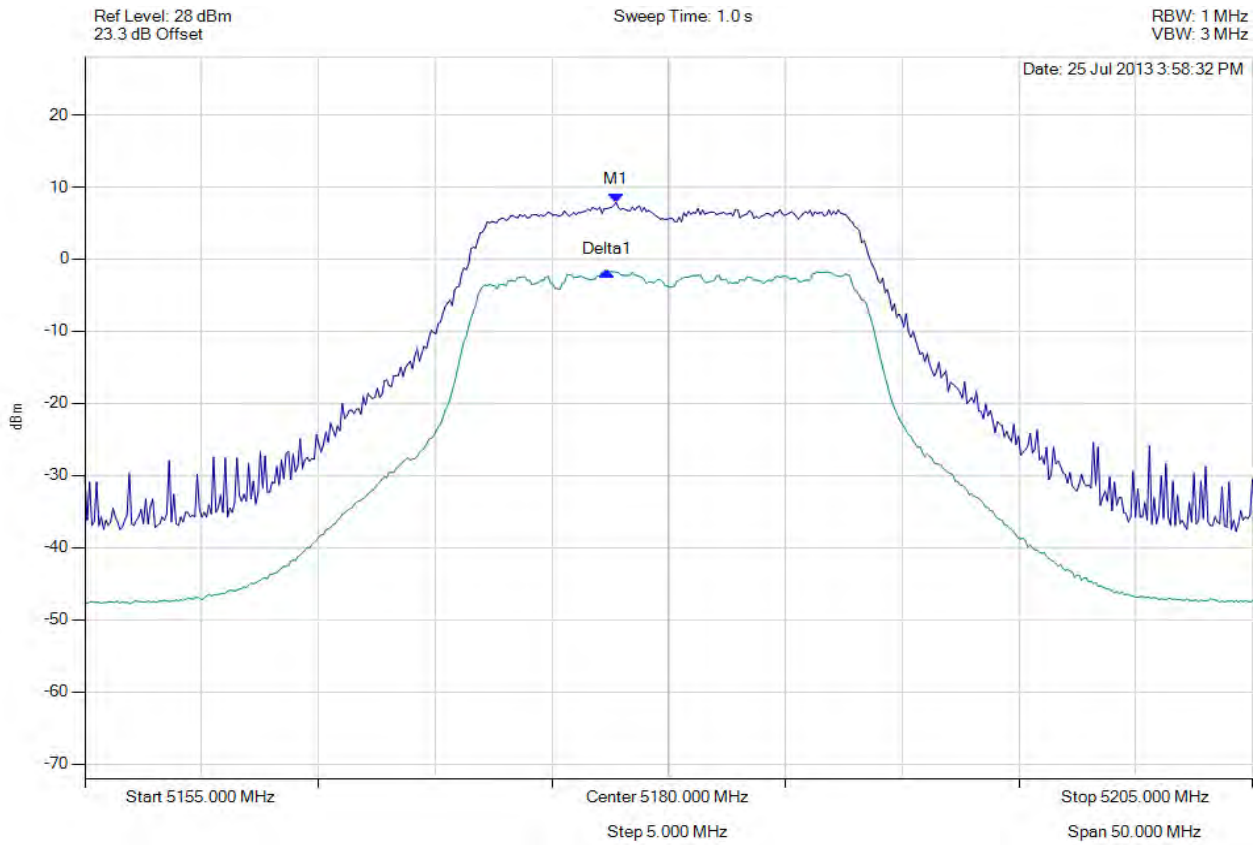

Analyser Setup	Marker : Frequency : Amplitude	Test Results
Sweep Count = 0 RF Atten (dB) = 20 TRACE 1: Detector = MAX PEAK Trace Mode = VIEW TRACE 2: Detector = RMS Trace Mode = VIEW	M1 : 5177.745 MHz : 7.880 dBm Delta1 : -400802 Hz : -9.584 dB	Measured Excursion Ratio: 9.58 dB Limit: 13.0 dB Margin: -3.42 dB

Back to the Matrix

PEAK EXCURSION RATIO

Variant: 802.11n HT-20, Channel: 5180.00 MHz, Chain a, Temp: Ambient, Voltage: 5 Vdc

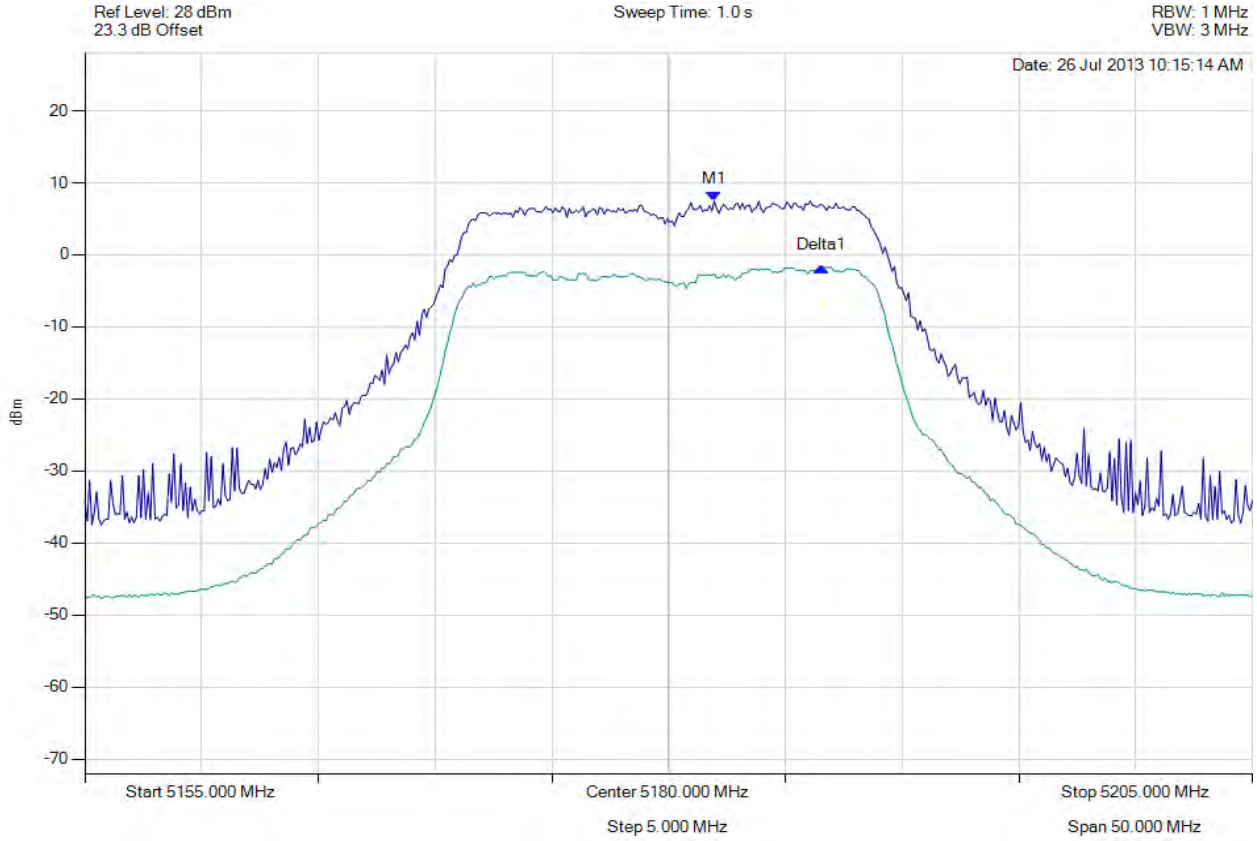

Analyser Setup	Marker : Frequency : Amplitude	Test Results
Sweep Count = 0 RF Atten (dB) = 20 TRACE 1: Detector = MAX PEAK Trace Mode = VIEW TRACE 2: Detector = RMS Trace Mode = VIEW	M1 : 5181.954 MHz : 7.442 dBm Delta1 : 4.609 MHz : -9.085 dB	Measured Excursion Ratio: 9.09 dB Limit: 13.0 dB Margin: -3.91 dB

Back to the Matrix

PEAK EXCURSION RATIO

Variant: 802.11n HT-40, Channel: 5190.00 MHz, Chain a, Temp: Ambient, Voltage: 5 Vdc

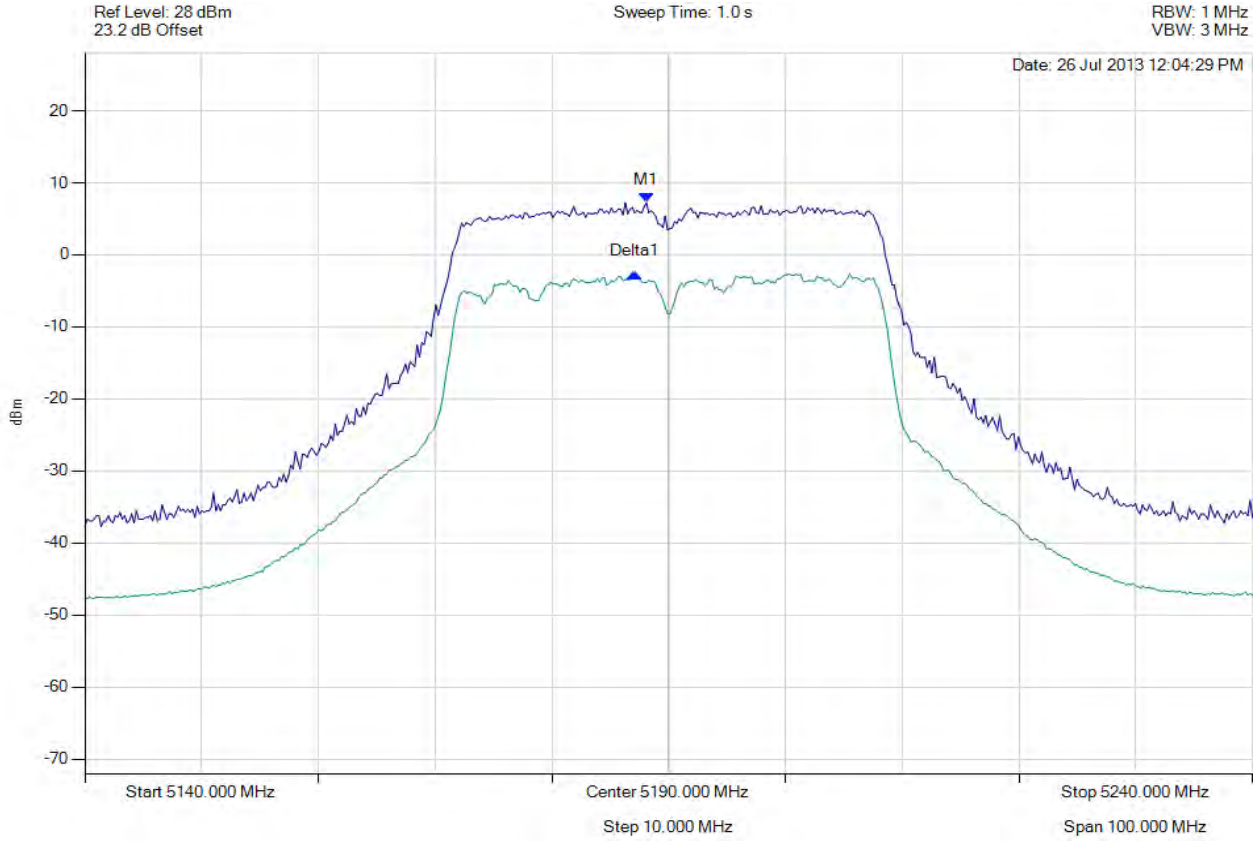

Analyser Setup	Marker : Frequency : Amplitude	Test Results
Sweep Count = 0 RF Atten (dB) = 20 TRACE 1: Detector = MAX PEAK Trace Mode = VIEW TRACE 2: Detector = RMS Trace Mode = VIEW	M1 : 5188.096 MHz : 7.261 dBm Delta1 : -1002004 Hz : -9.787 dB	Measured Excursion Ratio: 9.79 dB Limit: 13.0 dB Margin: -3.21 dB

Back to the Matrix

This test report may be reproduced in full only. The document may only be updated by MiCOM Labs personnel. Any changes will be noted in the Document History section of the report.

PEAK EXCURSION RATIO

Variant: 802.11ac-40, Channel: 5190.00 MHz, Chain a, Temp: Ambient, Voltage: 5 Vdc

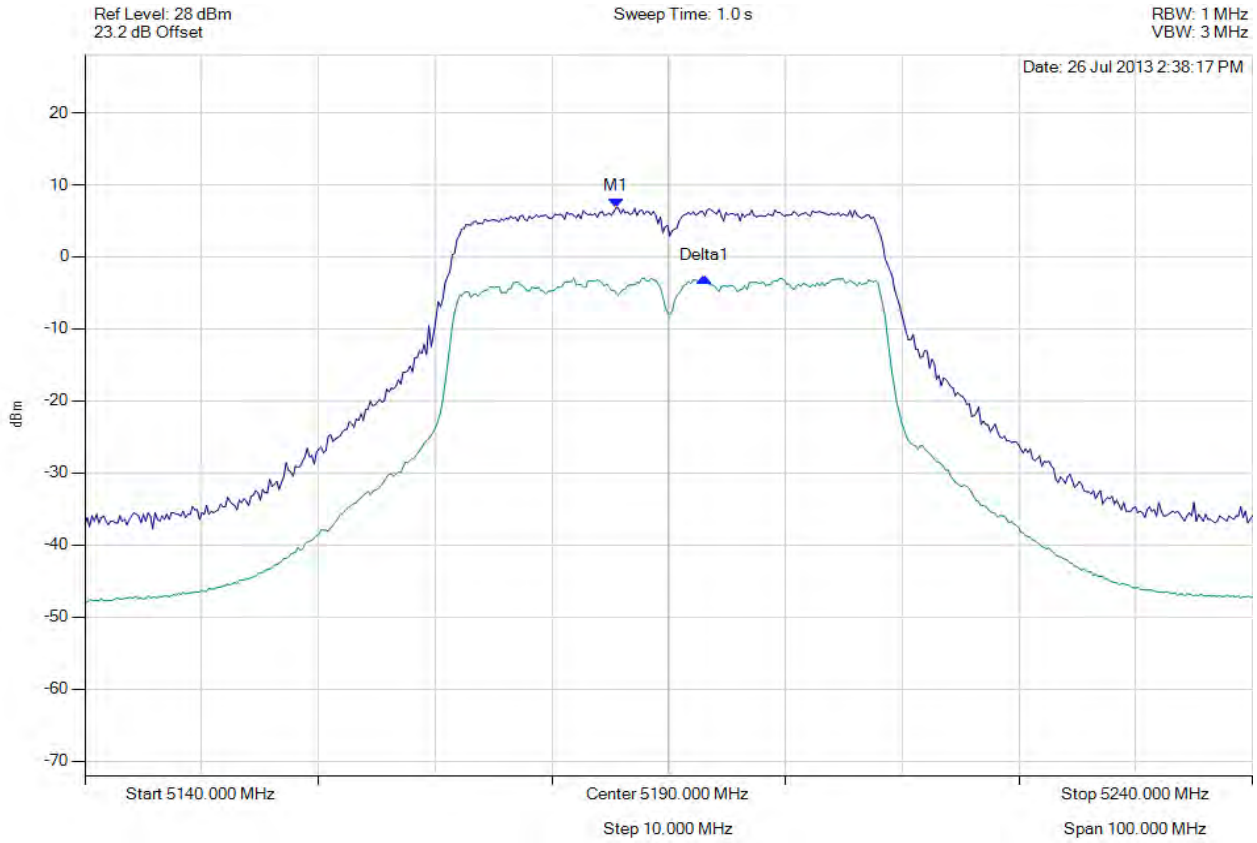

Analyser Setup	Marker : Frequency : Amplitude	Test Results
Sweep Count = 0 RF Atten (dB) = 20 TRACE 1: Detector = MAX PEAK Trace Mode = VIEW TRACE 2: Detector = RMS Trace Mode = VIEW	M1 : 5185.491 MHz : 6.810 dBm Delta1 : 7.615 MHz : -9.619 dB	Measured Excursion Ratio: 9.62 dB Limit: 13.0 dB Margin: -3.38 dB

Back to the Matrix

PEAK EXCURSION RATIO

Variant: 802.11a, Channel: 5260.00 MHz, Chain a, Temp: Ambient, Voltage: 5 Vdc

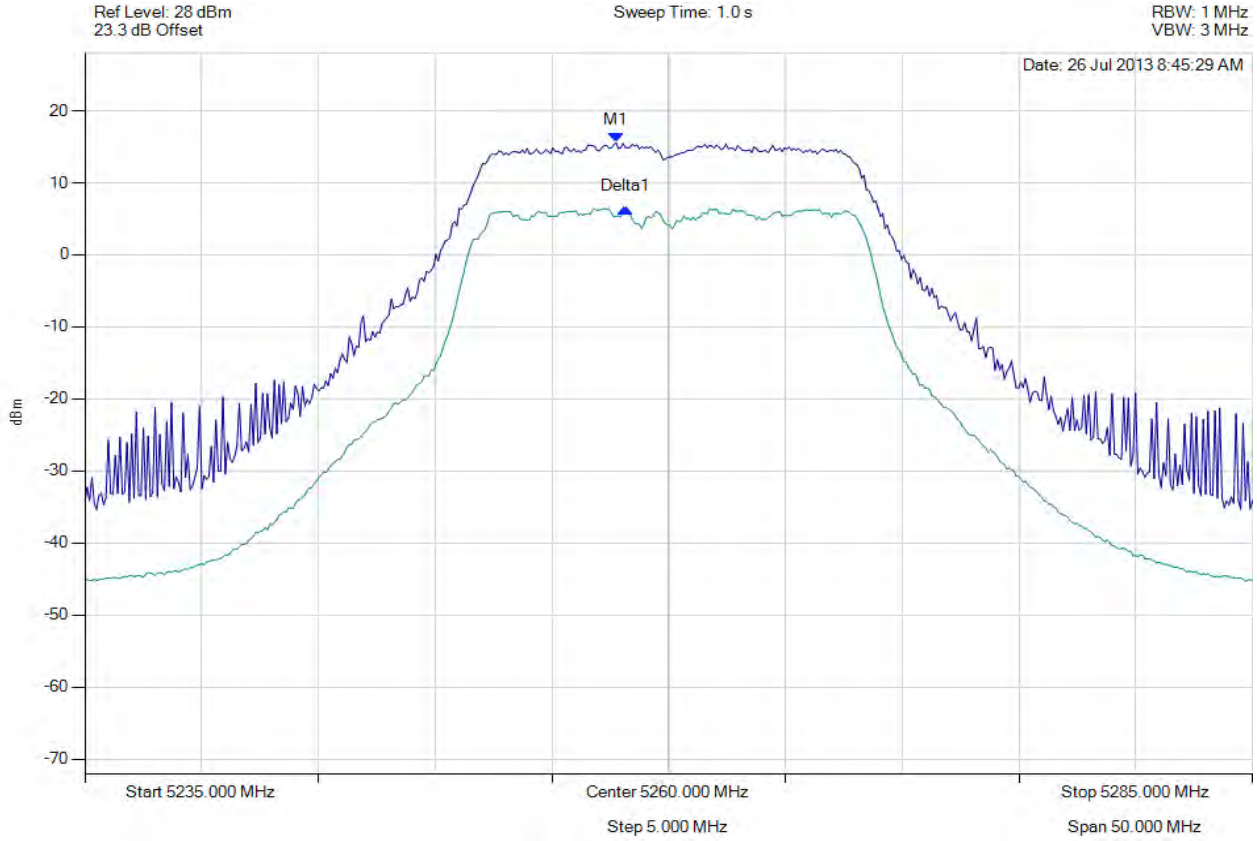

Analyser Setup	Marker : Frequency : Amplitude	Test Results
Sweep Count = 0 RF Atten (dB) = 20 TRACE 1: Detector = MAX PEAK Trace Mode = VIEW TRACE 2: Detector = RMS Trace Mode = VIEW	M1 : 5257.745 MHz : 15.567 dBm Delta1 : 401 KHz : -9.057 dB	Measured Excursion Ratio: 9.06 dB Limit: 13.0 dB Margin: -3.94 dB

Back to the Matrix

This test report may be reproduced in full only. The document may only be updated by MiCOM Labs personnel. Any changes will be noted in the Document History section of the report.

This test report may be reproduced in full only. The document may only be updated by MiCOM Labs personnel. Any changes will be noted in the Document History section of the report.

PEAK EXCURSION RATIO

Variant: 802.11n HT-20, Channel: 5260.00 MHz, Chain a, Temp: Ambient, Voltage: 5 Vdc

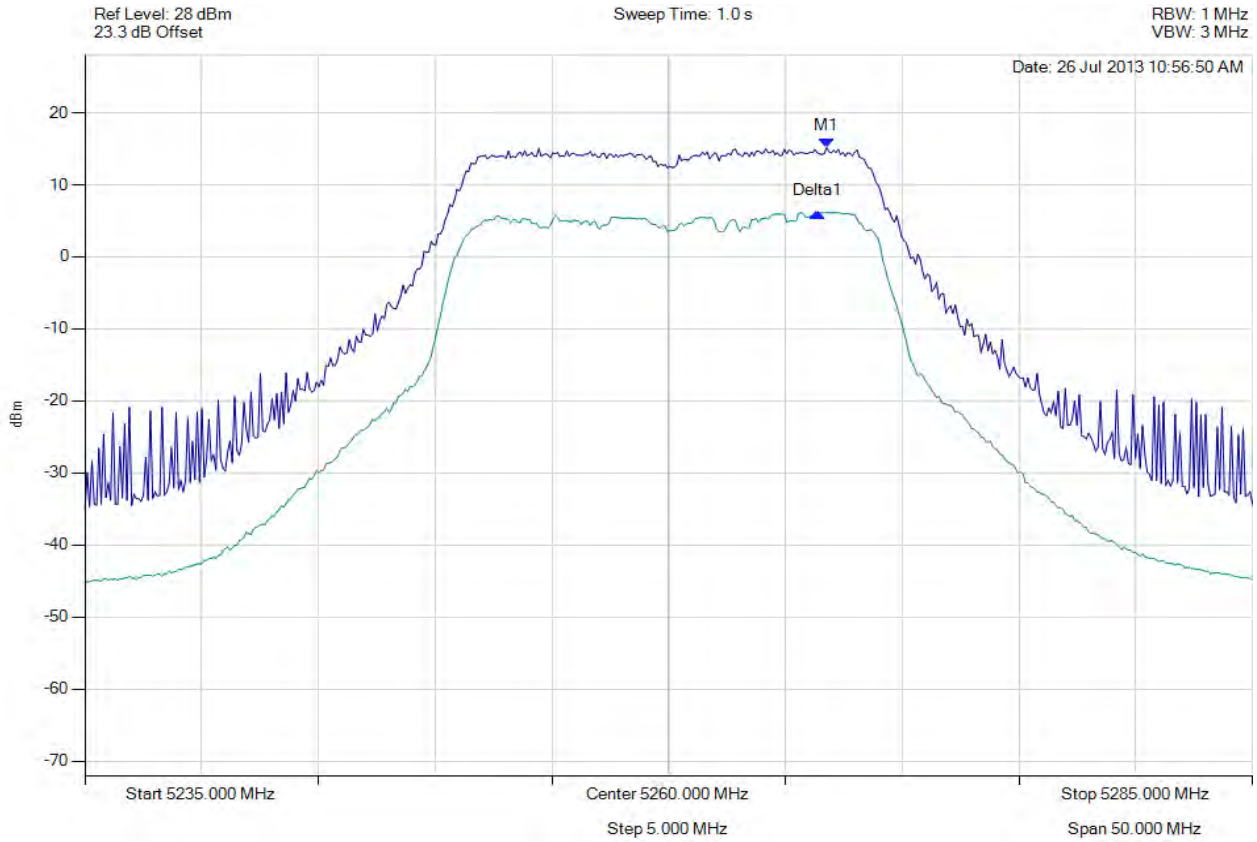

Analyser Setup	Marker : Frequency : Amplitude	Test Results
Sweep Count = 0 RF Atten (dB) = 20 TRACE 1: Detector = MAX PEAK Trace Mode = VIEW TRACE 2: Detector = RMS Trace Mode = VIEW	M1 : 5266.764 MHz : 15.145 dBm Delta1 : -400802 Hz : -8.986 dB	Measured Excursion Ratio: 8.99 dB Limit: 13.0 dB Margin: -4.01 dB

Back to the Matrix

This test report may be reproduced in full only. The document may only be updated by MiCOM Labs personnel. Any changes will be noted in the Document History section of the report.

PEAK EXCURSION RATIO

Variant: 802.11n HT-40, Channel: 5270.00 MHz, Chain a, Temp: Ambient, Voltage: 5 Vdc

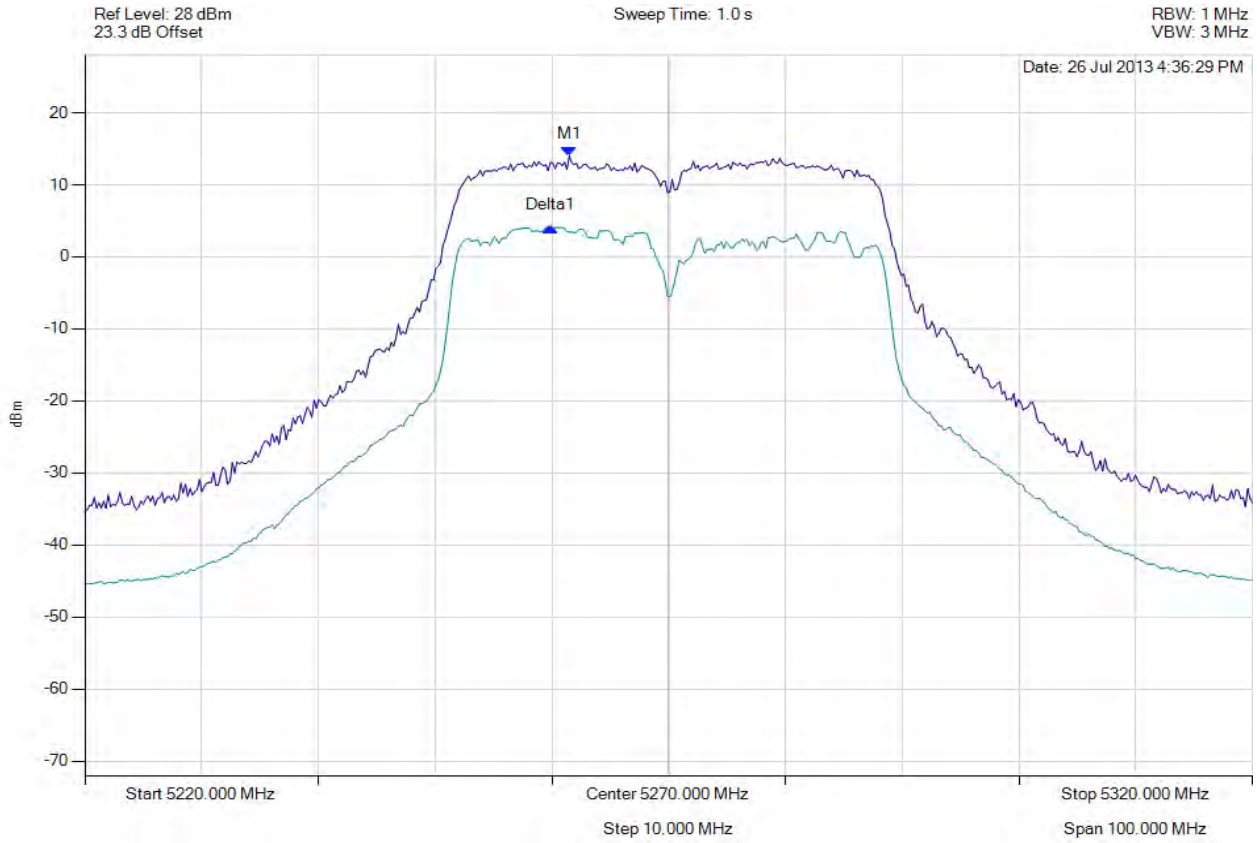

Analyser Setup	Marker : Frequency : Amplitude	Test Results
Sweep Count = 0 RF Atten (dB) = 20 TRACE 1: Detector = MAX PEAK Trace Mode = VIEW TRACE 2: Detector = RMS Trace Mode = VIEW	M1 : 5261.483 MHz : 13.984 dBm Delta1 : -1603206 Hz : -9.817 dB	Measured Excursion Ratio: 9.82 dB Limit: 13.0 dB Margin: -3.18 dB

Back to the Matrix

This test report may be reproduced in full only. The document may only be updated by MiCOM Labs personnel. Any changes will be noted in the Document History section of the report.

PEAK EXCURSION RATIO

Variant: 802.11ac-40, Channel: 5270.00 MHz, Chain a, Temp: Ambient, Voltage: 5 Vdc

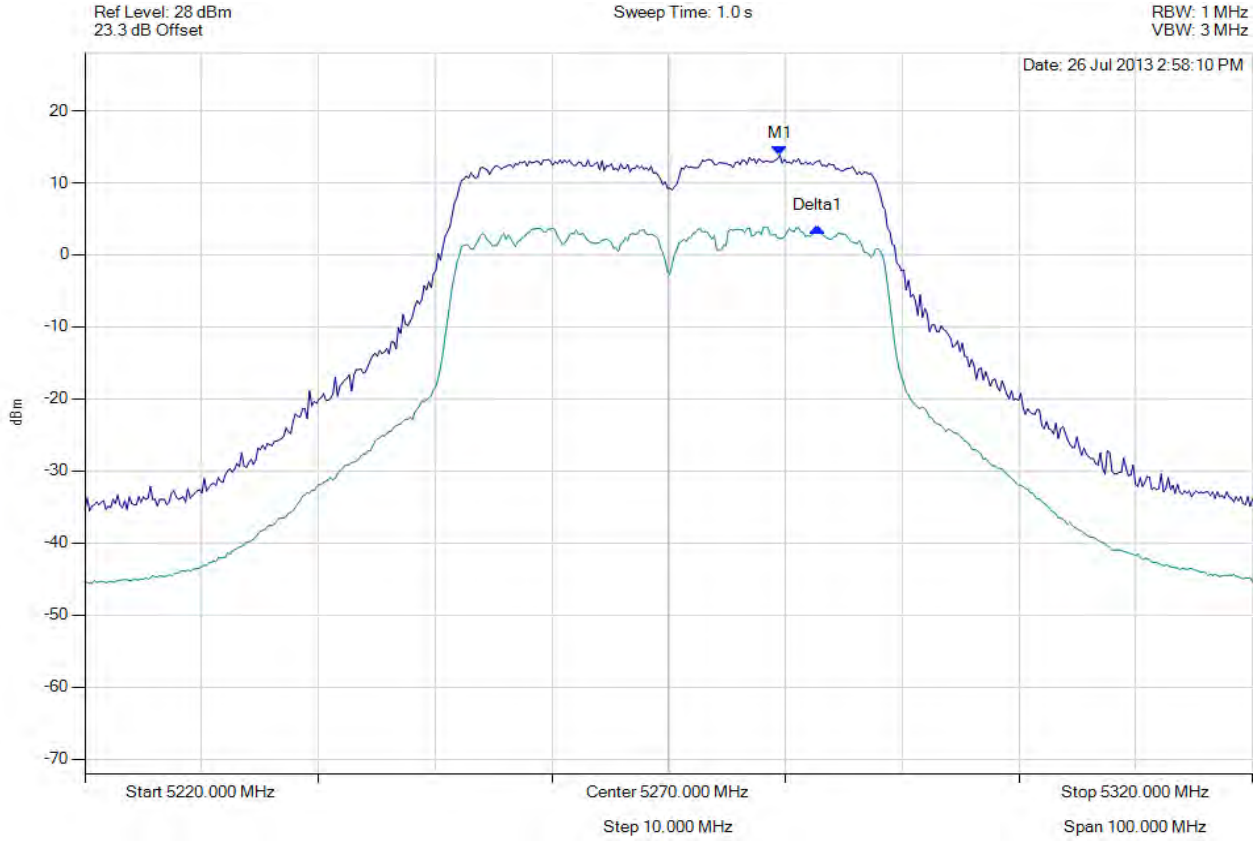

Analyser Setup	Marker : Frequency : Amplitude	Test Results
Sweep Count = 0 RF Atten (dB) = 20 TRACE 1: Detector = MAX PEAK Trace Mode = VIEW TRACE 2: Detector = RMS Trace Mode = VIEW	M1 : 5279.519 MHz : 13.832 dBm Delta1 : 3.206 MHz : -9.967 dB	Measured Excursion Ratio: 9.97 dB Limit: 13.0 dB Margin: -3.03 dB

Back to the Matrix

This test report may be reproduced in full only. The document may only be updated by MiCOM Labs personnel. Any changes will be noted in the Document History section of the report.

PEAK EXCURSION RATIO

Variant: 802.11ac-80, Channel: 5290.00 MHz, Chain a, Temp: Ambient, Voltage: 5 Vdc

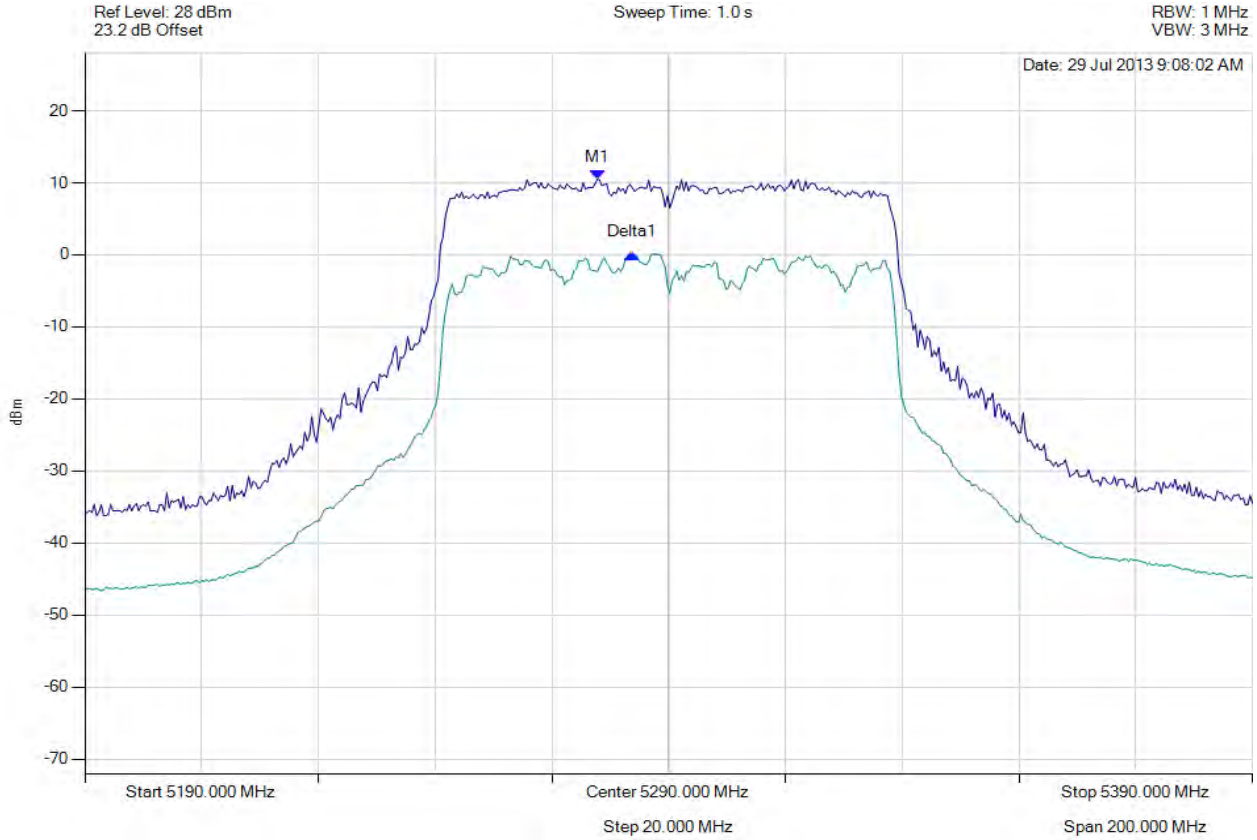

Analyser Setup	Marker : Frequency : Amplitude	Test Results
Sweep Count = 0 RF Atten (dB) = 20 TRACE 1: Detector = MAX PEAK Trace Mode = VIEW TRACE 2: Detector = RMS Trace Mode = VIEW	M1 : 5277.776 MHz : 10.489 dBm Delta1 : 6.012 MHz : -10.299 dB	Measured Excursion Ratio: 10.30 dB Limit: 13.0 dB Margin: -2.70 dB

Back to the Matrix

PEAK EXCURSION RATIO

Variant: 802.11a, Channel: 5500.00 MHz, Chain a, Temp: Ambient, Voltage: 5 Vdc

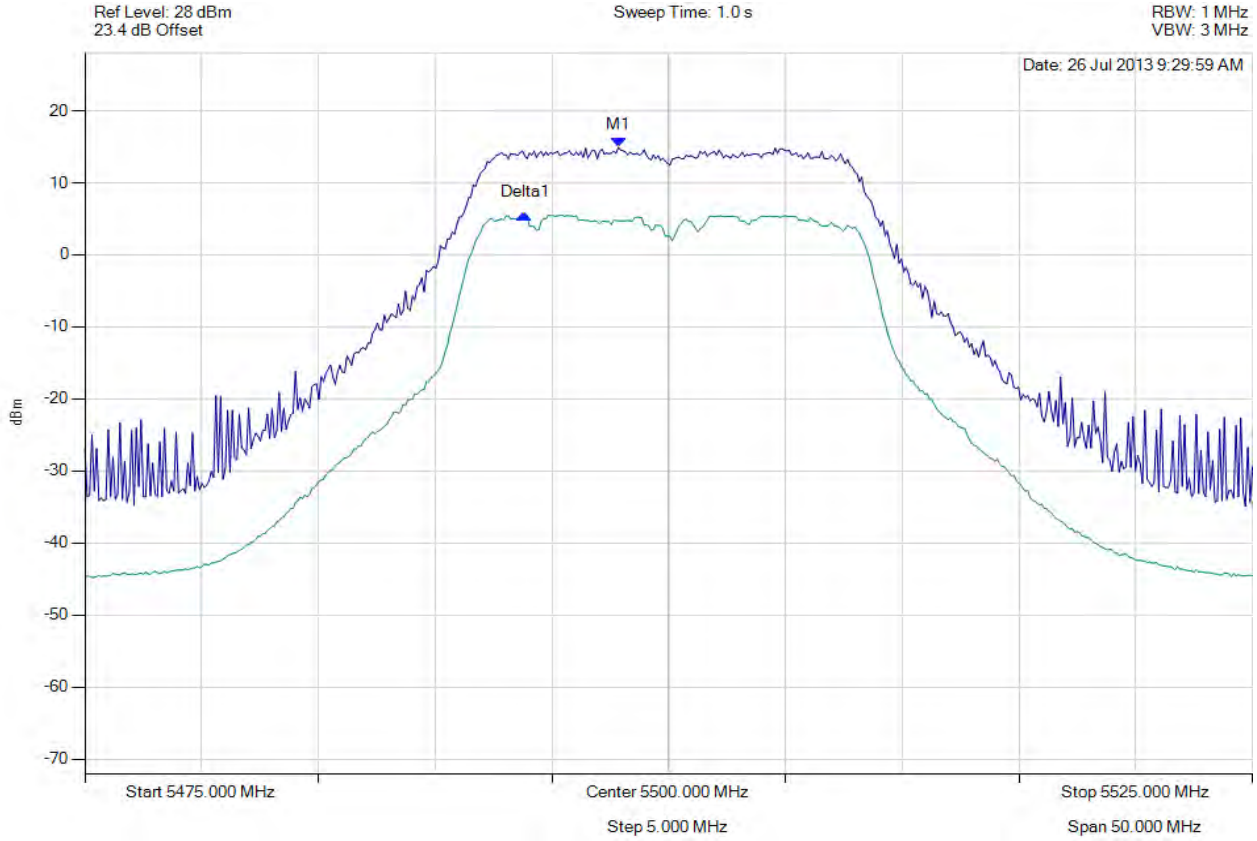

Analyser Setup	Marker : Frequency : Amplitude	Test Results
Sweep Count = 0 RF Atten (dB) = 20 TRACE 1: Detector = MAX PEAK Trace Mode = VIEW TRACE 2: Detector = RMS Trace Mode = VIEW	M1 : 5497.846 MHz : 14.924 dBm Delta1 : -4008016 Hz : -9.259 dB	Measured Excursion Ratio: 9.26 dB Limit: 13.0 dB Margin: -3.74 dB

Back to the Matrix

PEAK EXCURSION RATIO

Variant: 802.11n HT-20, Channel: 5500.00 MHz, Chain a, Temp: Ambient, Voltage: 5 Vdc

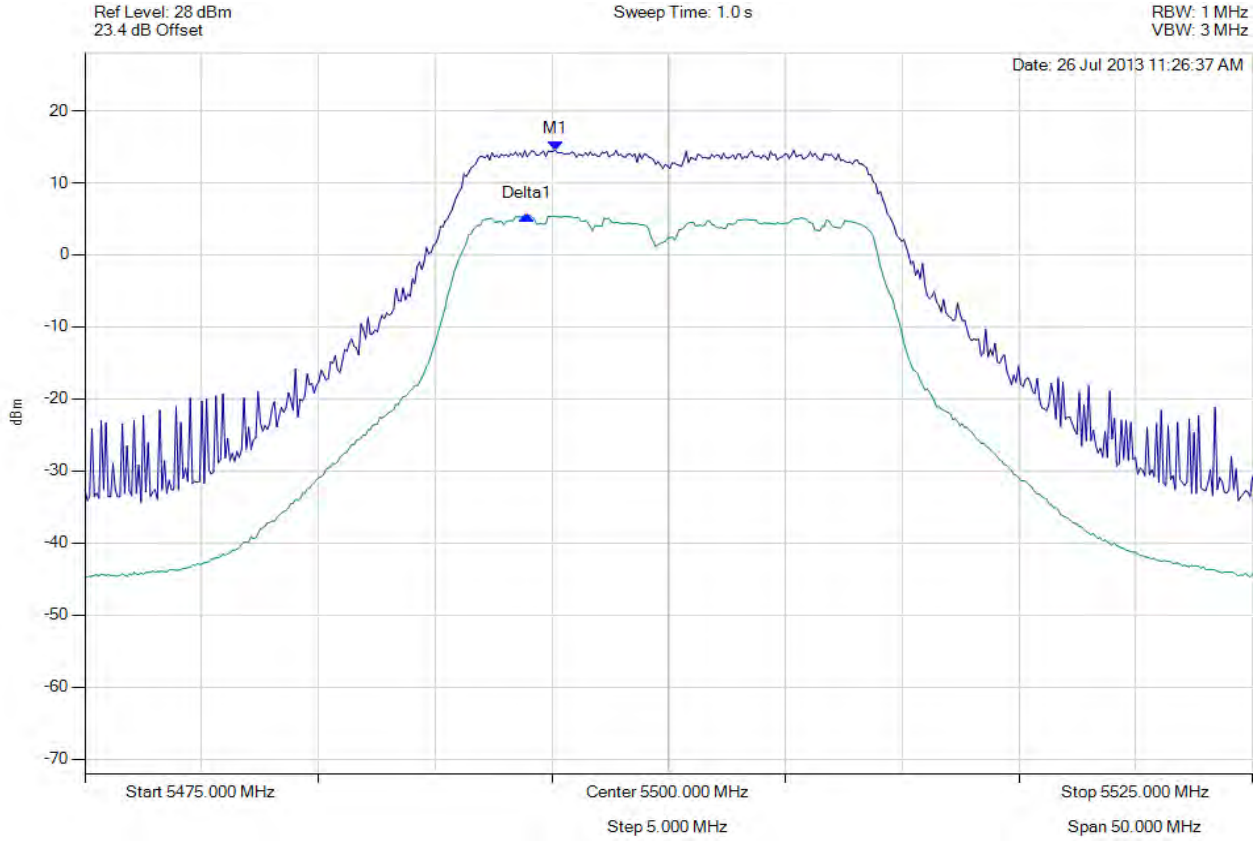

Analyser Setup	Marker : Frequency : Amplitude	Test Results
Sweep Count = 0 RF Atten (dB) = 20 TRACE 1: Detector = MAX PEAK Trace Mode = VIEW TRACE 2: Detector = RMS Trace Mode = VIEW	M1 : 5495.140 MHz : 14.544 dBm Delta1 : -1202405 Hz : -9.030 dB	Measured Excursion Ratio: 9.03 dB Limit: 13.0 dB Margin: -3.97 dB

Back to the Matrix

PEAK EXCURSION RATIO

Variant: 802.11n HT-40, Channel: 5510.00 MHz, Chain a, Temp: Ambient, Voltage: 5 Vdc

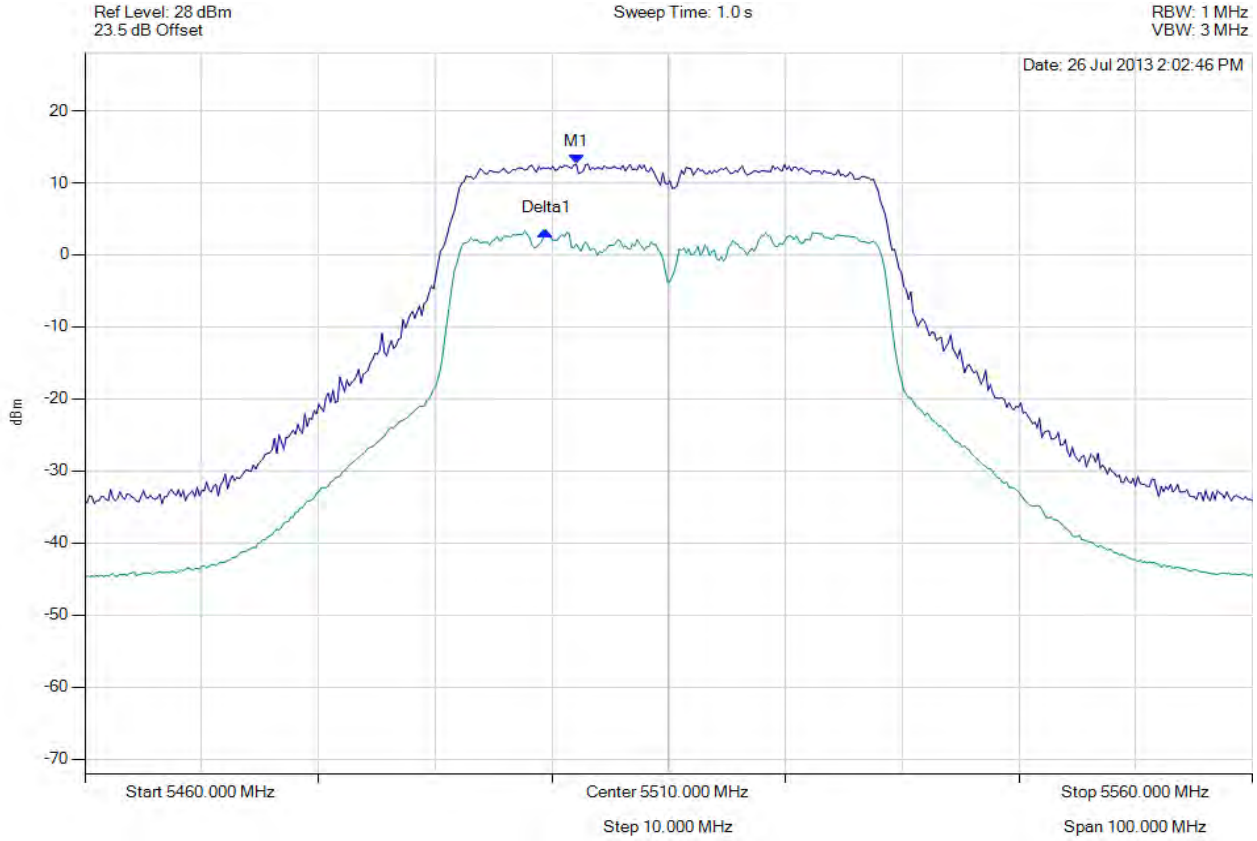

Analyser Setup	Marker : Frequency : Amplitude	Test Results
Sweep Count = 0 RF Atten (dB) = 20 TRACE 1: Detector = MAX PEAK Trace Mode = VIEW TRACE 2: Detector = RMS Trace Mode = VIEW	M1 : 5502.084 MHz : 12.608 dBm Delta1 : -2605210 Hz : -9.223 dB	Measured Excursion Ratio: 9.22 dB Limit: 13.0 dB Margin: -3.78 dB

Back to the Matrix

PEAK EXCURSION RATIO

Variant: 802.11ac-40, Channel: 5510.00 MHz, Chain a, Temp: Ambient, Voltage: 5 Vdc

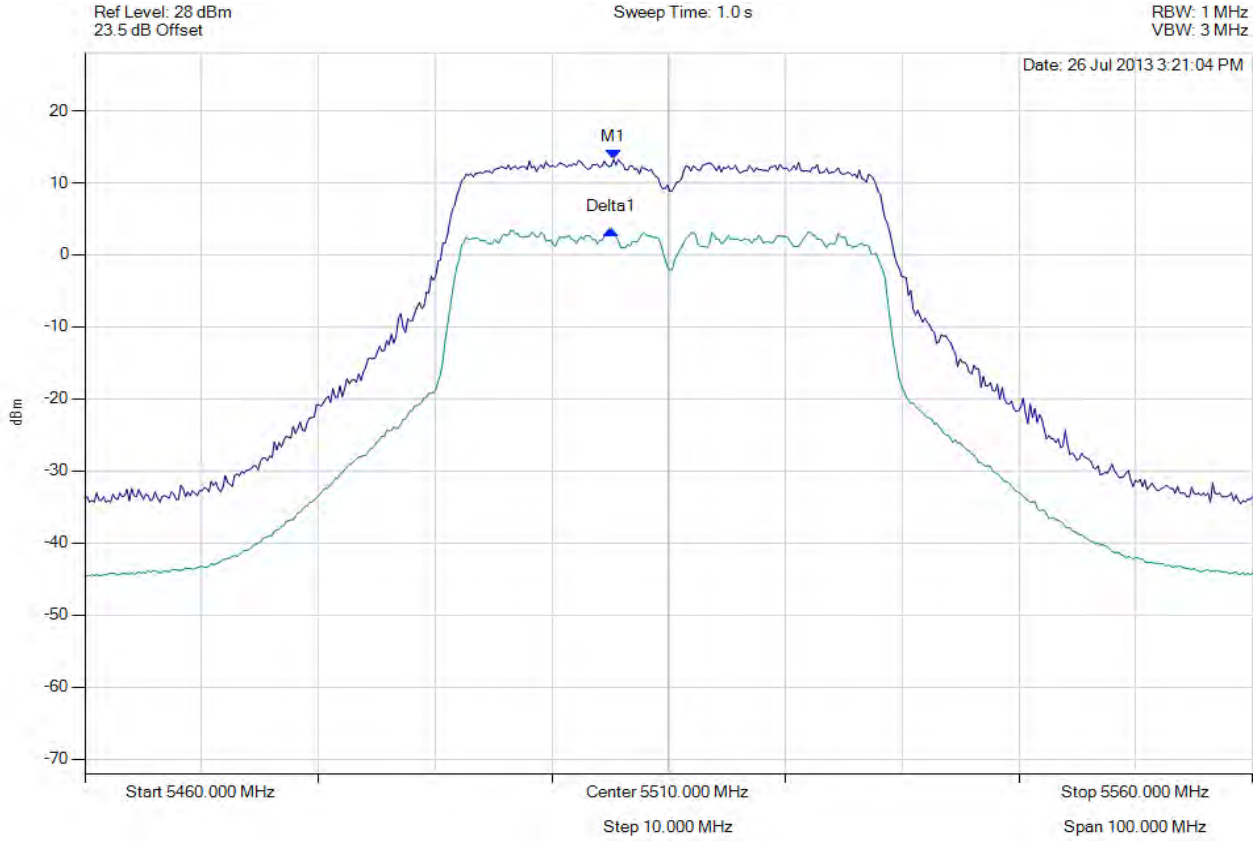

Analyser Setup	Marker : Frequency : Amplitude	Test Results
Sweep Count = 0 RF Atten (dB) = 20 TRACE 1: Detector = MAX PEAK Trace Mode = VIEW TRACE 2: Detector = RMS Trace Mode = VIEW	M1 : 5505.291 MHz : 13.263 dBm Delta1 : -200401 Hz : -9.710 dB	Measured Excursion Ratio: 9.71 dB Limit: 13.0 dB Margin: -3.29 dB

Back to the Matrix

PEAK EXCURSION RATIO

Variant: 802.11ac-80, Channel: 5530.00 MHz, Chain a, Temp: Ambient, Voltage: 5 Vdc

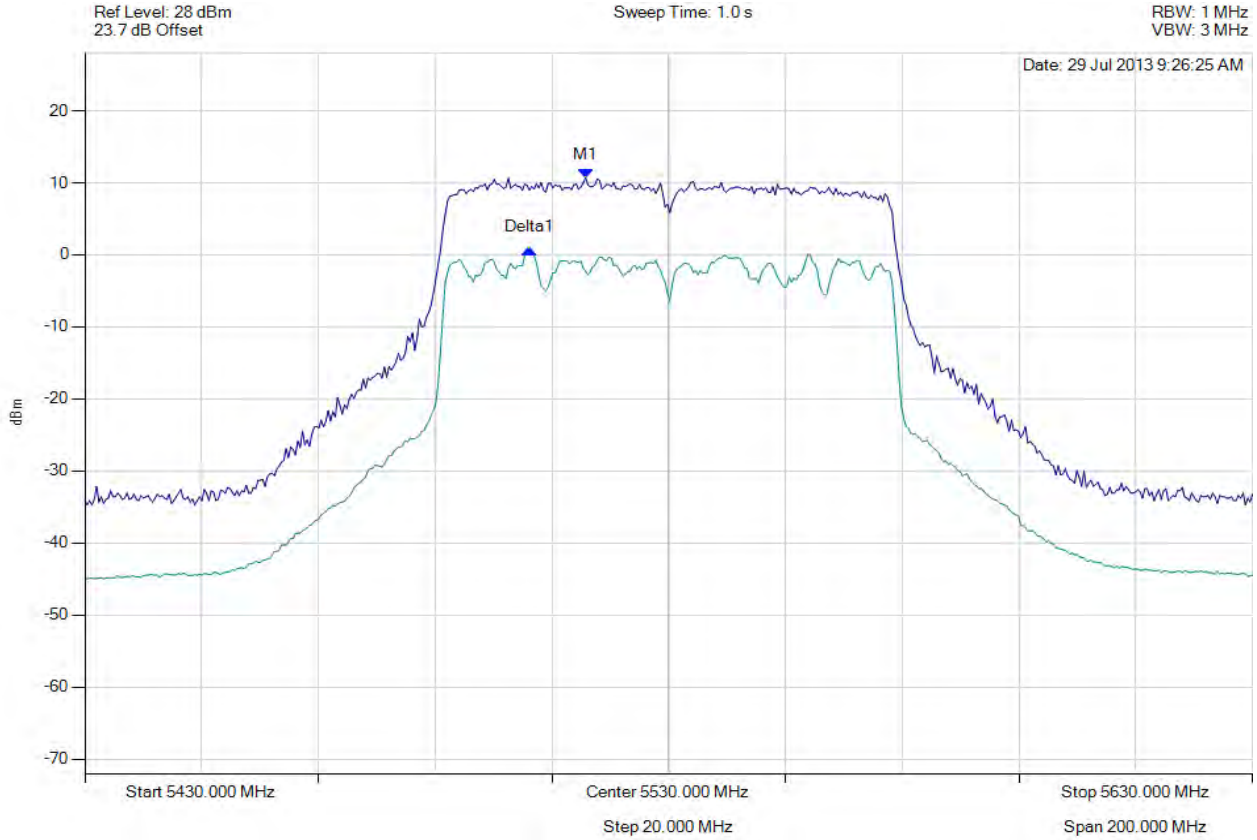

Analyser Setup	Marker : Frequency : Amplitude	Test Results
Sweep Count = 0 RF Atten (dB) = 20 TRACE 1: Detector = MAX PEAK Trace Mode = VIEW TRACE 2: Detector = RMS Trace Mode = VIEW	M1 : 5515.772 MHz : 10.725 dBm Delta1 : -9619238 Hz : -9.931 dB	Measured Excursion Ratio: 9.93 dB Limit: 13.0 dB Margin: -3.07 dB

Back to the Matrix

440 Boulder Court, Suite 200
Pleasanton, CA 94566, USA
Tel: 1.925.462.0304
Fax: 1.925.462.0306
www.micomlabs.com