APPLICATION FOR CERTIFICATION
On Behalf of

Berway Technology Ltd.

Wireless Controller For PS2

Model Number: S619

Prepared for : Berway Technology Ltd.
Unit 1801-02, 18/F., No. 88 Kwai Cheong Road,
Kwai Chung, N.T., Hong Kong.

Prepared By : Audix Technology (Shenzhen) Co., Ltd.
No. 6, Ke Feng Rd., 52 Block,
Shenzhen Science & Industrial Park,
Nantou, Shenzhen, Guangdong, China

Tel: (0755) 26639496

Report Number : ACS-F04038
Date of Test : Feb.17~Mar.05, 2004
Date of Report : Mar.09, 2004

TABLE OF CONTENTS

Description

Page

FCC Test Report for Declaration of Conformity

1. GENERAL INFORMATION 1-1
1.1. Description of Device (EUT) 1-1
1.2. Tested Supporting System Details 1-1
1.3. Test Facility 1-2
1.4. Test Uncertainty 1-2
2. POWER LINE CONDUCTED EMISSION TEST 2-1
3. RADIATED EMISSION TEST 3-1
3.1. Test Equipment 3-1
3.2. Block Diagram of Test Setup 3-1
3.3. Radiated Emission Limit 3-2
3.4. EUT Configuration on Test 3-2
3.5. Operating Condition of EUT 3-3
3.6. Test Procedure 3-3
3.7. Radiated Emission Test Result 3-4
4. 20dB BANDWIDTH MEASUREMENT 4-1
4.1. Test Equipment 4-1
4.2. Block Diagram of Test Setup 4-1
4.3. Operating Condition of EUT 4-1
4.4. Test Procedure 4-2
4.5. Test Results 4-2
5. THE MAXIMUM PEAK OUTPUT POWER MEASUREMENT 5-1
5.1. Test Equipment 5-1
5.2. Block Diagram of Test Setup 5-1
5.3. Specification Limits (§15.247(b)-(3)) 5-1
5.4. Operating Condition of EUT 5-1
5.5. Test Procedure 5-2
5.6. Test Results 5-2
6. CHANNEL CARRIER FREQUENCIES SEPARATED MEASUREMENT 6-1
6.1. Test Equipment 6-1
6.2. Block Diagram of Test Setup 6-1
6.3. Specification Limits (§15.247(d)) 6-1
6.4. Operating Condition of EUT 6-1
6.5. Test Procedure 6-2
6.6. Test Results 6-2
7. FREQUENCY HOPPING SYSTEM CHANNEL NUMBER MEASUREMENT 7-1
7.1. Test Equipment 7-1
7.2. Block Diagram of Test Setup 7-1
7.3. Specification Limits (§15.247(d)) 7-1
7.4. Operating Condition of EUT 7-1
7.5. Test Procedure 7-2
7.6. Test Results 7-2
8. THE AVERAGE TIME OF OCCUPANCY MEASUREMENT 8-1
8.1. Test Equipment 8-1
8.2. Block Diagram of Test Setup 8-1
8.3. Specification Limits (§15.247(d)) 8-1

8.4. Operating Condition of EUT 8-1
8.5. Test Procedure 8-2
8.6. Test Results 8-2
9. DEVIATION TO TEST SPECIFICATIONS 9-1
10. PHOTOGRAPH 10-1
10.1. Photos of Radiated Emission Test (In Anechoic Chamber) 10-1
10.2. Photo of 20dB Bandwidth Measurement 10-3
10.3. Photo of The Maximum Peak Output Power Measurement 10-3
10.4. Photo of Channel Carrier Frequencies Separated Measurement 10-4
10.5. Photo of Frequency Hopping System Channel Number Measurement 10-4
10.6. Photo of The Average Time Of Occupancy Measurement 10-5

APPENDIX I (25 pages)

TEST REPORT DECLARATION

Applicant : Berway Technology Ltd.

Manufacturer : Berway Technology Ltd.

EUT Description : Wireless Controller For PS2

(A) MODEL NO. : S619
(B) SERIAL NO. : F2004030901
(C) POWER SUPPLY : DC 8V

Test Procedure Used:

FCC Rules and Regulations Part 15 Subpart C Aug 2003.

The device described above is tested by AUDIX TECHNOLOGY (SHENZHEN) CO., LTD. to determine the maximum emission levels emanating from the device. The maximum emission levels are compared to the FCC Part 15 Subpart C limits both radiated and conducted emissions.
The test results are contained in this test report and AUDIX TECHNOLOGY (SHENZHEN) CO., LTD. is assumed full responsibility for the accuracy and completeness of these tests. Also, this report shows that the Equipment Under Test (EUT) is to be technically compliant with the FCC requirements.
This report applies to above tested sample only. This report shall not be reproduced in part without written approval of AUDIX TECHNOLOGY (SHENZHEN) CO., LTD.

This report must not be used by the applicant to claim product endorsement by NVLAP or any agency of the U.S. Government.

Date of Test : Feb.17~Mar.05, 2004

Prepared by : Jane Dai / Assistant

Reviewer : Lake Wang / Supervisor

AUDIX 信華科技(深圳)有限公司 Audix Technology (Shenzhen) Co., Ltd. EMC專門報告專用章 Stamp only for EMC Dept. Report Signature:

Approved & Authorized Signer : Alex Deng / Assistant Manager

Name of the Representative of the Responsible Party : _____

Signature : _____

1. GENERAL INFORMATION

1.1.Description of Device (EUT)

Description	:	Wireless Controller For PS2
Model Number	:	S619
Applicant	:	Berway Technology Ltd. Unit 1801-02, 18/F., No.88 Kwai Cheong Road, Kwai Chung, N.T., Hong Kong
Manufacturer	:	Berway Technology Ltd. Unit 1801-02, 18/F., No.88 Kwai Cheong Road, Kwai Chung, N.T., Hong Kong
Date of Test	:	Feb.17~Mar.05, 2004

1.2.Tested Supporting System Details

PS2	:	Manufacturer: SONY M/N: SCPH-39004
Device	:	Manufacturer: Berway M/N: S619

1.3.Test Facility

Site Description

3m Anechoic Chamber	:	Certificated by FCC, USA Aug. 15, 2003
EMC Lab.		Certificated by DATech, German Feb. 02, 2004
		Certificated by NVLAP, USA NVLAP Code: 200372-0 Mar. 31, 2003
Name of Firm	:	Audix Technology (Shenzhen) Co., Ltd.
Site Location	:	No. 6, Ke Feng Rd., 52 Block, Shenzhen Science & Industrial Park, Nantou, Shenzhen, Guangdong, China

1.4.Test Uncertainty

Conducted Emission Uncertainty = ± 2.66dB

Radiated Emission Uncertainty = ± 4.26dB

2. POWER LINE CONDUCTED EMISSION TEST

According to Paragraph (f) of FCC Part 15 section 15.247, Tests to demonstrate compliance with the conducted limits are not required for devices which only employ battery power for operation and which do not operate from the AC power lines or contain provisions for operation while connected to the AC power lines.

3. RADIATED EMISSION TEST

3.1.Test Equipment

The following test equipments are used during the radiated emission test:

3.1.1.For Anechoic Chamber

Item	Equipment	Manufacturer	Model No.	Serial No.	Last Cal.	Cal. Interval
	EMI Spectrum	HP	85422E	3625A00181	May.31, 03	1 Year
1.	Test Receiver	Rohde & Schwarz	ESVS10	834468/011	May.31, 03	1 Year
2.	Amplifier	HP	8447D	2944A07794	Sep.18, 03	1/2 Year
3.	Bilog Antenna	Schaffner	CBL6111C	2598	Jan. 13, 04	1 Year
4.	PC	N/A	586ATX3	N/A	N/A	N/A
5.	Printer	HP	Laserjet6P	SGCF019673	N/A	N/A
6.	RF Cable	MIYAZAKI	5D-2W	3# Chamber No.1	Feb.01, 04	1/2 Year
7.	RF Cable	MIYAZAKI	5D-2W	3# Chamber No.2	Feb.01, 04	1/2 Year
8.	RF Cable	FUJIKURA	RG-55/U	3# Chamber No.3	Feb.01, 04	1/2 Year
9.	RF Cable	FUJIKURA	RG-55/U	3# Chamber No.4	Feb.01, 04	1/2 Year
10.	Coaxial Switch	Anritsu	MP59B	M73989	Nov.28, 03	1/2 Year
11.	Spectrum	Agilent	E4407B	MY41440292	Mar.28, 03	1 Year
12.	Amp	HP	8449B	3008A00863	May.31, 03	1 Year
13.	Antenna	EMCO	3115	9607-4877	Dec. 04, 02	1.5 Year

3.2.Block Diagram of Test Setup

3.2.1.Block diagram of connection between the EUT and simulators

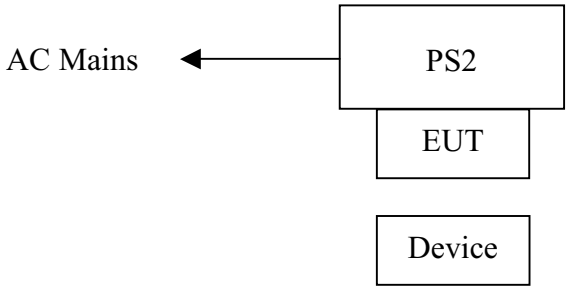

(EUT: Wireless Controller For PS2)

3.2.2.In Anechoic Chamber

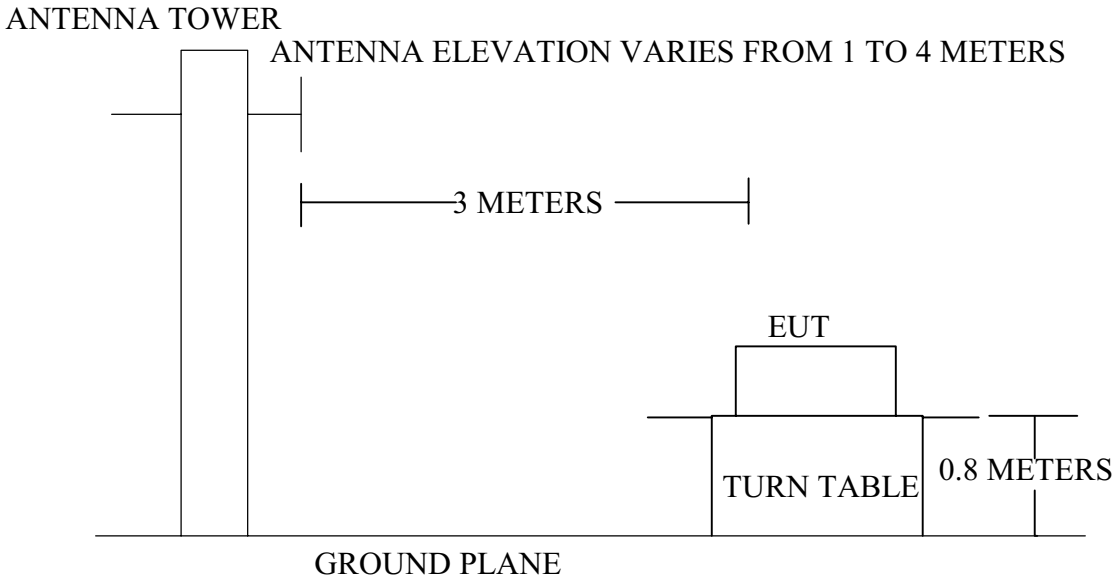

3.3.Radiated Emission Limit

FREQUENCY MHz	DISTANCE Meters	FIELD STRENGTHS LIMIT	
		μV/m	dB(μV)/m
30 ~ 88	3	100	40.0
88 ~ 216	3	150	43.5
216 ~ 960	3	200	46.0
960 ~ 1000	3	500	54.0
Above 1000	3	74.0 dB(μV)/m (Peak) 54.0 dB(μV)/m (Average)	

Remark： (1) Emission level (dB)μV = 20 log Emission level μV/m
(2) The smaller limit shall apply at the cross point between two frequency bands.
(3) Distance is the distance in meters between the measuring instrument, antenna and the closest point of any part of the device or system.

3.4.EUT Configuration on Test

The following equipment are installed on Radiated Emission Test to meet the commission requirements and operating regulations in a manner which tends to maximize its emission characteristics in normal application.

3.4.1.Wireless Controller For PS2 (EUT)

Model Number : S619
Serial Number : F2004030901
Manufacturer : Berway Technology Ltd.

3.4.2.Support Equipment : As Tested Supporting System Detail, in Section 1.2.

3.5.Operating Condition of EUT

1. Setup the EUT as shown in Section 3.2..
2. Let the EUT work in test mode (Host CH0 Tx/Host CH39 Tx/Host CH79 Tx/ Host CH0 Rx/Host CH39 Rx/Host CH79 Rx) and test it.

3.6.Test Procedure

EUT and its simulators are placed on a turn table, which is 0.8 meter high above ground. The turn table can rotate 360 degrees to determine the position of the maximum emission level. Power on the EUT and let it work normally, we use a keyboard test soft ware, let EUT working in test mode, then test it. EUT is set 3 meters away from the receiving antenna, which is mounted on a antenna tower. The antenna can be moved up and down between 1 meter and 4 meters to find out the maximum emission level. Broadband antenna (calibrated bilog antenna) is used as receiving antenna. Both horizontal and vertical polarization of the antenna are set on test.

The bandwidth of the EMI test receiver (R&S ESVS20) is set at 120KHz.

The frequency range from 30MHz to 24.44GHz is checked.

The test mode (Host CH0 Tx/Host CH39 Tx/Host CH79 Tx/ Host CH0 Rx/ Host CH39 Rx/Host CH79 Rx) is tested in Anechoic Chamber, and all the scanning waveforms are attached in Appendix I.

3.7.Radiated Emission Test Result

PASS.

The frequency range from 30MHz to 1000MHz is investigated.
Please see the following pages.

Date of Test :	Mar. 05, 2004		Temperature :	24℃
EUT :	Wireless Controller For PS2		Humidity :	56%
Model No. :	S619		Test Mode :	Host CH0 Tx
Test Engineer:	Richzhy			

Frequency MHz	Antenna Factor dB/m	Cable Loss dB	Meter Reading Horizontal dBμV	Emission Level Horizontal dBμV/m	Over Limits dB	Limits dBμV/m
259.890	13.16	3.47	19.62	36.24	-9.76	46.00
295.780	13.15	3.73	20.39	37.27	-8.73	46.00
373.380	15.95	4.35	16.95	37.25	-8.75	46.00
771.080	**21.52**	**6.89**	**10.47**	**38.88**	**-7.12**	**46.00**
843.830	22.21	7.31	7.65	37.18	-8.82	46.00
882.630	22.13	7.28	6.77	36.18	-9.82	46.00

Remark: 1. All readings are Quasi-Peak values.
2. Emission Level = Antenna Factor + Cable Loss + Meter Reading
3. 0 ° was the table front facing the antenna. Degree is calculated from 0 ° clockwise facing the antenna.

Reviewer : Cabe Wang

Date of Test	:	Mar. 05, 2004	Temperature	:	24℃
EUT	:	Wireless Controller For PS2	Humidity	:	56%
Model No.	:	S619	Test Mode	:	Host CH0 Tx
Test Engineer:		Richzhy			

Frequency MHz	Antenna Factor dB/m	Cable Loss dB	Meter Reading Vertical dBμV	Emission Level Vertical dBμV/m	Over Limits dB	Limits dBμV/m
65.890	9.63	1.59	14.45	25.68	-14.32	40.00
119.240	11.18	2.23	12.44	25.85	-17.65	43.50
407.330	16.24	4.63	10.90	31.78	-14.22	46.00
552.830	20.41	6.05	11.29	37.75	-8.25	46.00
589.690	**19.26**	**6.08**	**12.98**	**38.31**	**-7.69**	**46.00**
773.990	21.61	6.78	7.58	35.97	-10.03	46.00

Remark: 1. All readings are Quasi-Peak values.
2. Emission Level = Antenna Factor + Cable Loss + Meter Reading
3. 0 ° was the table front facing the antenna. Degree is calculated from 0 ° clockwise facing the antenna.

Reviewer : Cabe Wang

Date of Test	:	Feb. 20, 2004	Temperature	:	24℃
EUT	:	Wireless Controller For PS2	Humidity	:	56%
Model No.	:	S619	Test Mode	:	Host CH39 Tx
Test Engineer:		Richzhy			

Frequency MHz	Antenna Factor dB/m	Cable Loss dB	Meter Reading Horizontal dBμV	Emission Level Horizontal dBμV/m	Over Limits dB	Limits dBμV/m
131.850	12.13	2.33	11.66	26.12	-17.38	43.50
279.290	12.88	3.62	22.62	39.12	-6.88	46.00
305.480	13.58	3.85	21.31	38.74	-7.26	46.00
439.340	**16.87**	**4.91**	**17.69**	**39.47**	**-6.53**	**46.00**
589.690	18.94	6.08	12.74	37.76	-8.24	46.00
777.870	21.62	7.20	9.93	38.75	-7.25	46.00

Remark: 1. All readings are Quasi-Peak values.
2. Emission Level = Antenna Factor + Cable Loss + Meter Reading
3. The worst emission was detected at 439.340MHz with corrected signal level of 39.47dBμV/m(Limit is 46.00 dBμV/m) when the antenna was at horizontal polarization and at 1.2m high and the turn table was at 0 ° .
4. 0 ° was the table front facing the antenna. Degree is calculated from 0 ° clockwise facing the antenna.

Reviewer : Cabe Wang

Date of Test	:	Feb. 20, 2004	Temperature	:	24℃
EUT	:	Wireless Controller For PS2	Humidity	:	56%
Model No.	:	S619	Test Mode	:	Host CH39 Tx
Test Engineer:		Richzhy			

Frequency MHz	Antenna Factor dB/m	Cable Loss dB	Meter Reading Vertical dBμV	Emission Level Vertical dBμV/m	Over Limits dB	Limits dBμV/m
113.420	11.53	2.13	12.54	26.20	-17.30	43.50
305.480	13.49	3.85	13.20	30.54	-15.46	46.00
424.790	16.79	4.79	13.12	34.70	-11.30	46.00
588.720	**19.13**	**6.03**	**12.57**	**37.73**	**-8.27**	**46.00**
777.870	21.59	7.20	7.97	36.76	-9.24	46.00
882.630	23.45	7.28	6.40	37.13	-8.87	46.00

Remark: 1. All readings are Quasi-Peak values.
2. Emission Level = Antenna Factor + Cable Loss + Meter Reading
3. The worst emission was detected at 588.720MHz with corrected signal level of 37.73dBμV/m(Limit is 46.00 dBμV/m) when the antenna was at vertical polarization and at 1.2m high and the turn table was at 180 ° .
4. 0 ° was the table front facing the antenna. Degree is calculated from 0 ° clockwise facing the antenna.

Reviewer : Cabe Wang

Date of Test	:	Mar. 05, 2004	Temperature	:	24℃
EUT	:	Wireless Controller For PS2	Humidity	:	56%
Model No.	:	S619	Test Mode	:	Host CH79 Tx
Test Engineer:		Richzhy			

Frequency MHz	Antenna Factor dB/m	Cable Loss dB	Meter Reading Horizontal dBμV	Emission Level Horizontal dBμV/m	Over Limits dB	Limits dBμV/m
259.890	13.16	3.47	19.31	35.93	-10.07	46.00
284.140	12.87	3.62	20.30	36.79	-9.21	46.00
307.420	13.60	3.85	19.49	36.93	-9.07	46.00
371.440	**15.80**	**4.37**	**17.70**	**37.88**	**-8.12**	**46.00**
443.220	16.80	4.86	13.99	35.65	-10.35	46.00
775.930	21.59	7.11	6.54	35.24	-10.76	46.00

Remark: 1. All readings are Quasi-Peak values.
2. Emission Level = Antenna Factor + Cable Loss + Meter Reading
3. 0 ° was the table front facing the antenna. Degree is calculated from 0 ° clockwise facing the antenna.

Reviewer : Cabe Wang

Date of Test	:	Mar. 05, 2004	Temperature	:	24℃
EUT	:	Wireless Controller For PS2	Humidity	:	56%
Model No.	:	S619	Test Mode	:	Host CH79 Tx
Test Engineer:		Richzhy			

Frequency MHz	Antenna Factor dB/m	Cable Loss dB	Meter Reading Vertical dBμV	Emission Level Vertical dBμV/m	Over Limits dB	Limits dBμV/m
63.950	8.40	1.57	15.16	25.13	-14.87	40.00
305.480	13.49	3.85	11.42	28.75	-17.25	46.00
552.830	**20.41**	**6.05**	**11.45**	**37.91**	**-8.10**	**46.00**
588.720	19.13	6.03	11.77	36.93	-9.07	46.00
773.990	21.61	6.78	8.14	36.53	-9.47	46.00
882.630	23.45	7.28	5.59	36.32	-9.68	46.00

Remark: 1. All readings are Quasi-Peak values.
2. Emission Level = Antenna Factor + Cable Loss + Meter Reading
3. 0 ° was the table front facing the antenna. Degree is calculated from 0 ° clockwise facing the antenna.

Reviewer : Cabe Wang

Date of Test	:	Feb. 20, 2004	Temperature	:	24℃
EUT	:	Wireless Controller For PS2	Humidity	:	56%
Model No.	:	S619	Test Mode	:	Host CH0 Rx
Test Engineer:		Richzhy			

Frequency MHz	Antenna Factor dB/m	Cable Loss dB	Meter Reading Horizontal dBμV	Emission Level Horizontal dBμV/m	Over Limits dB	Limits dBμV/m
259.890	13.16	3.47	22.08	38.70	-7.30	46.00
279.290	12.88	3.62	22.21	38.71	-7.29	46.00
305.480	13.58	3.85	21.13	38.56	-7.44	46.00
373.380	15.95	4.35	18.42	38.72	-7.28	46.00
428.670	17.06	4.73	17.36	39.16	-6.84	46.00
443.220	**16.80**	**4.86**	**17.82**	**39.48**	**-6.52**	**46.00**

Remark: 1. All readings are Quasi-Peak values.
2. Emission Level = Antenna Factor + Cable Loss + Meter Reading
3. The worst emission was detected at 443.220MHz with corrected signal level of 39.48dBμV/m(Limit is 46.00 dBμV/m) when the antenna was at horizontal polarization and at 1.1m high and the turn table was at 180 ° .
4. 0 ° was the table front facing the antenna. Degree is calculated from 0 ° clockwise facing the antenna.

Reviewer : Cabe Wang

Date of Test	:	Feb. 20, 2004	Temperature	:	24℃
EUT	:	Wireless Controller For PS2	Humidity	:	56%
Model No.	:	S619	Test Mode	:	Host CH0 Rx
Test Engineer:		Richzhy			

Frequency MHz	Antenna Factor dB/m	Cable Loss dB	Meter Reading Vertical dBμV	Emission Level Vertical dBμV/m	Over Limits dB	Limits dBμV/m
109.540	11.94	2.09	15.82	29.85	-13.65	43.50
305.480	13.49	3.85	15.02	32.35	-13.65	46.00
553.800	20.40	6.08	7.88	34.36	-11.64	46.00
588.720	**19.13**	**6.03**	**13.59**	**38.75**	**-7.25**	**46.00**
773.990	21.61	6.78	8.76	37.15	-8.85	46.00
883.600	23.45	7.28	5.35	36.07	-9.93	46.00

Remark: 1. All readings are Quasi-Peak values.
2. Emission Level = Antenna Factor + Cable Loss + Meter Reading
3. The worst emission was detected at 588.720MHz with corrected signal level of 38.75dBμV/m(Limit is 46.00 dBμV/m) when the antenna was at vertical polarization and at 1.1m high and the turn table was at 0 ° .
4. 0 ° was the table front facing the antenna. Degree is calculated from 0 ° clockwise facing the antenna.

Reviewer : Cabe Wang

Date of Test	:	Mar. 05, 2004	Temperature	:	24℃
EUT	:	Wireless Controller For PS2	Humidity	:	56%
Model No.	:	S619	Test Mode	:	Host CH39 Rx
Test Engineer:		Richzhy			

Frequency MHz	Antenna Factor dB/m	Cable Loss dB	Meter Reading Horizontal dBμV	Emission Level Horizontal dBμV/m	Over Limits dB	Limits dBμV/m
259.890	13.16	3.47	21.08	37.70	-8.30	46.00
279.290	12.88	3.62	21.21	37.71	-8.29	46.00
373.380	15.95	4.35	17.42	37.72	-8.28	46.00
432.550	16.94	4.89	15.97	37.80	-8.20	46.00
589.690	**18.94**	**6.08**	**12.98**	**38.00**	**-8.00**	**46.00**
777.870	21.62	7.20	8.67	37.49	-8.51	46.00

Remark: 1. All readings are Quasi-Peak values.
2. Emission Level = Antenna Factor + Cable Loss + Meter Reading
3. 0 ° was the table front facing the antenna. Degree is calculated from 0 ° clockwise facing the antenna.

Reviewer : Cabe Wang

Date of Test	:	Mar. 05, 2004	Temperature	:	24℃
EUT	:	Wireless Controller For PS2	Humidity	:	56%
Model No.	:	S619	Test Mode	:	Host CH39 Rx
Test Engineer:		Richzhy			

Frequency MHz	Antenna Factor dB/m	Cable Loss dB	Meter Reading Vertical dBμV	Emission Level Vertical dBμV/m	Over Limits dB	Limits dBμV/m
65.890	9.63	1.59	14.31	25.54	-14.46	40.00
109.540	11.94	2.09	14.82	28.85	-14.65	43.50
305.480	13.49	3.85	14.02	31.35	-14.65	46.00
552.830	20.41	6.05	8.99	35.45	-10.56	46.00
589.690	**19.26**	**6.08**	**13.33**	**38.66**	**-7.34**	**46.00**
773.990	21.61	6.78	7.76	36.15	-9.85	46.00

Remark: 1. All readings are Quasi-Peak values.
2. Emission Level = Antenna Factor + Cable Loss + Meter Reading
3. 0 ° was the table front facing the antenna. Degree is calculated from 0 ° clockwise facing the antenna.

Reviewer : Cabe Wang

Date of Test :	Mar. 05, 2004		Temperature :	24℃
EUT :	Wireless Controller For PS2		Humidity :	56%
Model No. :	S619		Test Mode :	Host CH79 Rx
Test Engineer:	Richzhy			

Frequency MHz	Antenna Factor dB/m	Cable Loss dB	Meter Reading Horizontal dBμV	Emission Level Horizontal dBμV/m	Over Limits dB	Limits dBμV/m
259.890	13.16	3.47	21.08	37.70	-8.30	46.00
279.290	12.88	3.62	21.21	37.71	-8.29	46.00
305.480	13.58	3.85	20.13	37.56	-8.44	46.00
430.610	**17.05**	**4.73**	**17.54**	**39.32**	**-6.68**	**46.00**
589.690	18.94	6.08	10.98	36.00	-10.00	46.00
777.870	21.62	7.20	8.67	37.49	-8.51	46.00

Remark: 1. All readings are Quasi-Peak values.
2. Emission Level = Antenna Factor + Cable Loss + Meter Reading
3. 0 ° was the table front facing the antenna. Degree is calculated from 0 ° clockwise facing the antenna.

Reviewer : Cabe Wang

Date of Test	:	Mar. 05, 2004	Temperature	:	24℃
EUT	:	Wireless Controller For PS2	Humidity	:	56%
Model No.	:	S619	Test Mode	:	Host CH79 Rx
Test Engineer:		Richzhy			

Frequency MHz	Antenna Factor dB/m	Cable Loss dB	Meter Reading Vertical dBμV	Emission Level Vertical dBμV/m	Over Limits dB	Limits dBμV/m
109.540	11.94	2.09	14.82	28.85	-14.65	43.50
305.480	13.49	3.85	14.02	31.35	-14.65	46.00
424.790	16.79	4.79	9.40	30.98	-15.02	46.00
552.830	20.41	6.05	8.99	35.45	-10.56	46.00
588.720	**19.13**	**6.03**	**12.59**	**37.75**	**-8.25**	**46.00**
773.990	21.61	6.78	7.76	36.15	-9.85	46.00

Remark: 1. All readings are Quasi-Peak values.
2. Emission Level = Antenna Factor + Cable Loss + Meter Reading
3. 0 ° was the table front facing the antenna. Degree is calculated from 0 ° clockwise facing the antenna.

Reviewer : Cabe Wang

AUDIX®
AUDIX TECHNOLOGY (SHENZHEN) CO., LTD.
Shenzhen Science & Tnd. Park
Tel: 0755-26639495~7
Fax: 0755-26632877

Data#: 133 File#: Berway.EMI Date: 2004-03-05 Time: 15:19:02

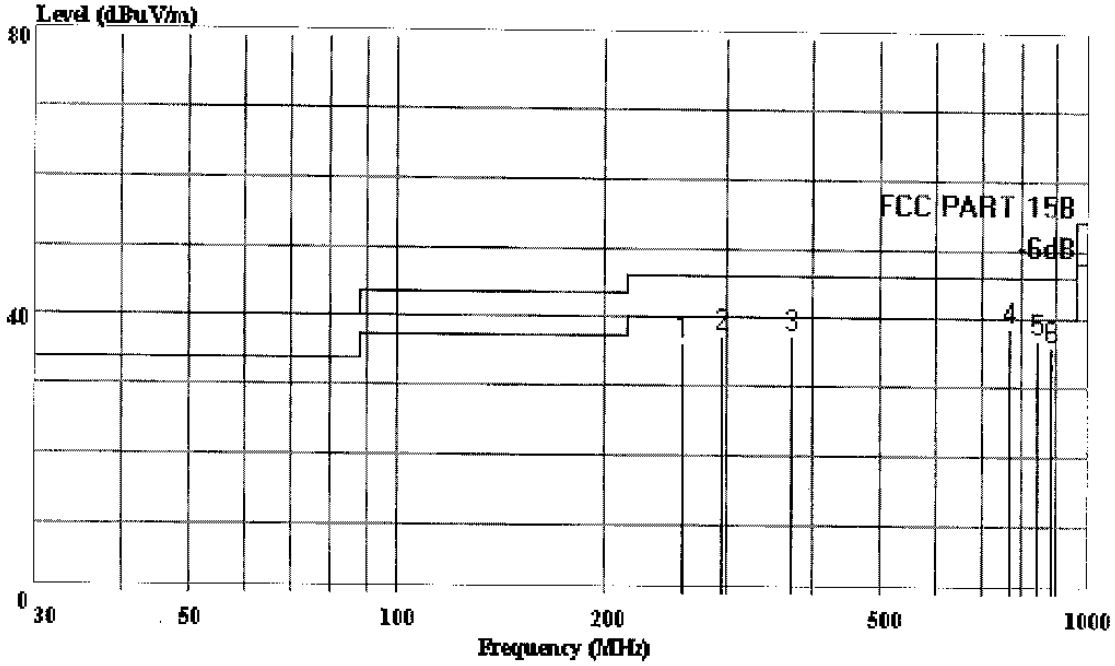

AUDIX TECHNOLOGY (SHENZHEN) CO., LTD. (3# Chamber)

Trace: Ref Trace:

Condition: FCC PART 15B 3m 2598FACTOR HORIZONTAL
EUT : Wireless Controller for PS2
M/N : S619
Power : DC 8V(via PS2)
Test Engineer: Richzhy
Test Comment: Temp:24''C Humi:56%
Memo : Host CH0 Tx

Page: 1

	Freq	Level	Limit Line	Over Limit	Read Level	Cable Loss	Probe Factor
	MHz	dBuV/m	dBuV/m	dB	dBuV	dB	dB
1	259.890	36.24	46.00	-9.76	19.62	3.47	13.16
2	295.780	37.27	46.00	-8.73	20.39	3.73	13.15
3	373.380	37.25	46.00	-8.75	16.95	4.35	15.95
4	771.080	38.88	46.00	-7.12	10.47	6.89	21.52
5	843.830	37.18	46.00	-8.82	7.65	7.31	22.21
6	882.630	36.18	46.00	-9.82	6.77	7.28	22.13

AUDIX TECHNOLOGY (SHENZHEN) CO., LTD.
Shenzhen Science & Ind. Park
Tel: 0755-26639495~7
Fax: 0755-26632877

Data#: 134 File#: Berway.EMI Date: 2004-03-05 Time: 15:29:31

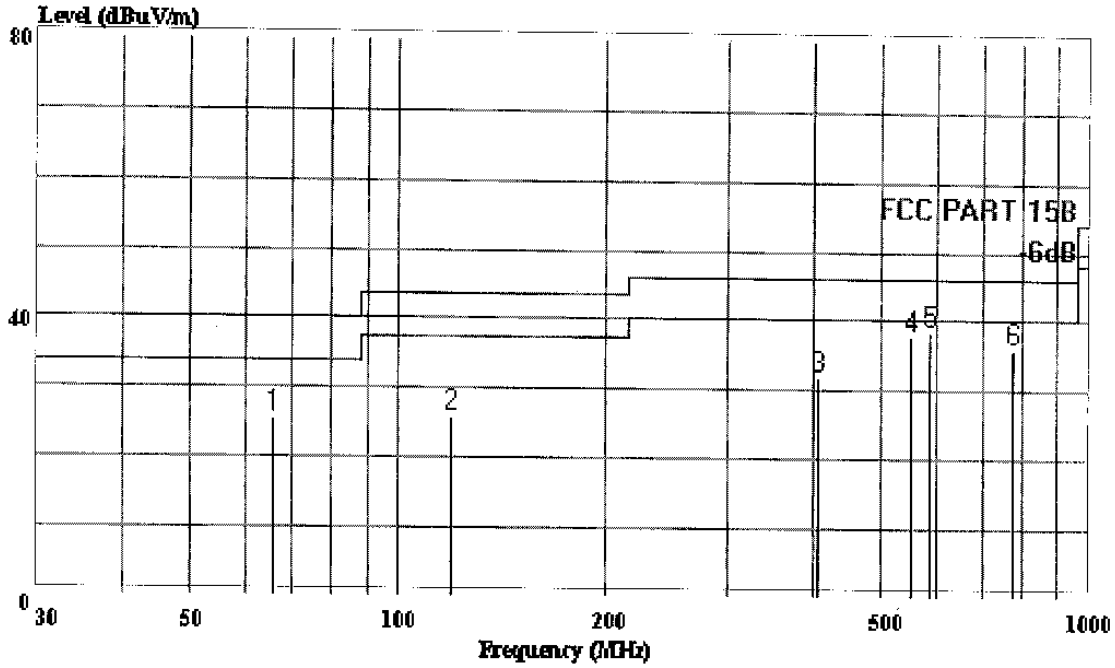

AUDIX TECHNOLOGY (SHENZHEN) CO., LTD. (3# Chamber)

Trace: Ref Trace:

Condition: FCC PART 15B 3m 2598FACTOR VERTICAL
EUT : Wireless Controller for PS2
M/N : S619
Power : DC 8V(via PS2)
Test Engineer: Richzhy
Test Comment: Temp:24''C Humi:56%
Memo : Host CH0 Tx

Page: 1

	Freq	Level	Limit Line	Over Limit	Read Level	Cable Loss	Probe Factor
	MHz	dBuV/m	dBuV/m	dB	dBuV	dB	dB
1	65.890	25.68	40.00	-14.32	14.45	1.59	9.63
2	119.240	25.85	43.50	-17.65	12.44	2.23	11.18
3	407.330	31.78	46.00	-14.22	10.90	4.63	16.24
4	552.830	37.75	46.00	-8.25	11.29	6.05	20.41
5	589.690	38.31	46.00	-7.69	12.98	6.08	19.26
6	773.990	35.97	46.00	-10.03	7.58	6.78	21.61

AUDIX®
AUDIX TECHNOLOGY (SHENZHEN) CO., LTD.
Shenzhen Science & Ind. Park
Tel: 0755-26639495~7
Fax: 0755-26632877

Data#: 126 File#: Berway.EMI Date: 2004-02-20 Time: 22:44:19

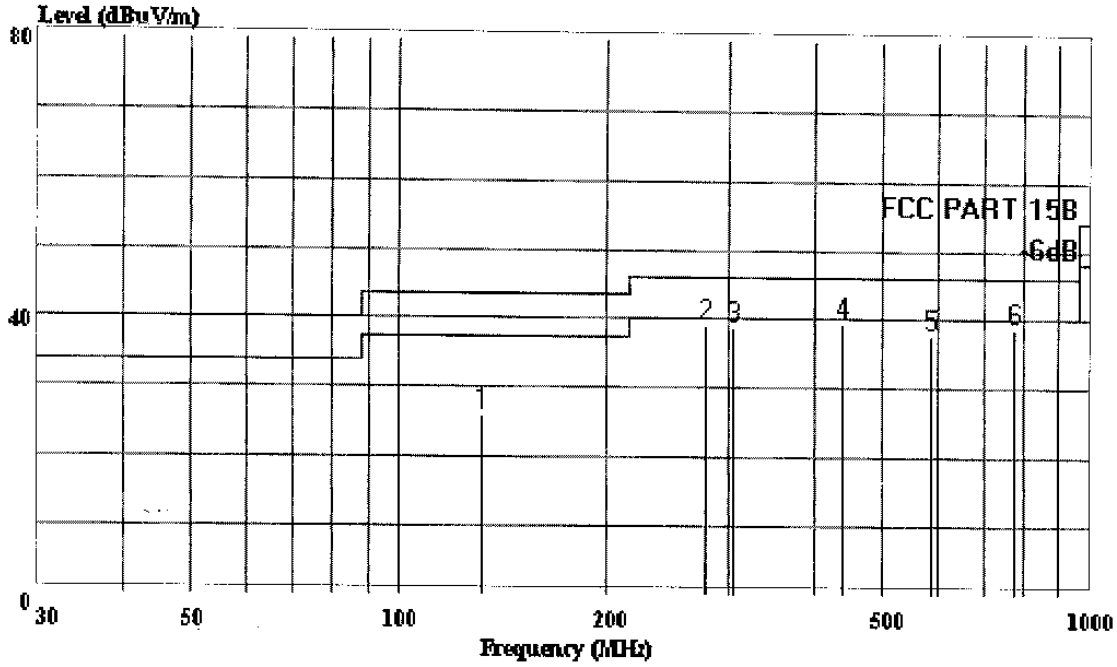

AUDIX TECHNOLOGY (SHENZHEN) CO., LTD. (3# Chamber)

Trace: Ref Trace:

Condition: FCC PART 15B 3m 2598FACTOR HORIZONTAL
EUT : Wireless Controller for PS2
M/N : S619
Power : DC 8V(via PS2)
Test Engineer: Richzhv
Test Comment: Temp:24''C Humi:56%
Memo : Host CH39 Tx
: AntPos:1.2m TablePos:0'

Page: 1

	Freq	Level	Limit Line	Over Limit	Read Level	Cable Loss	Probe Factor
	MHz	dBuV/m	dBuV/m	dB	dBuV	dB	dB
1	131.850	26.12	43.50	-17.38	11.66	2.33	12.13
2	279.290	39.12	46.00	-6.88	22.62	3.62	12.88
3	305.480	38.74	46.00	-7.26	21.31	3.85	13.58
4	439.340	39.47	46.00	-6.53	17.69	4.91	16.87
5	589.690	37.76	46.00	-8.24	12.74	6.08	18.94
6	777.870	38.75	46.00	-7.25	9.93	7.20	21.62

AUDIX®
AUDIX TECHNOLOGY (SHENZHEN) CO., LTD.
Shenzhen Science & Ind. Park
Tel: 0755-26639495~7
Fax: 0755-26632877

Data#: 125 File#: Berway.EMI Date: 2004-02-20 Time: 22:42:49

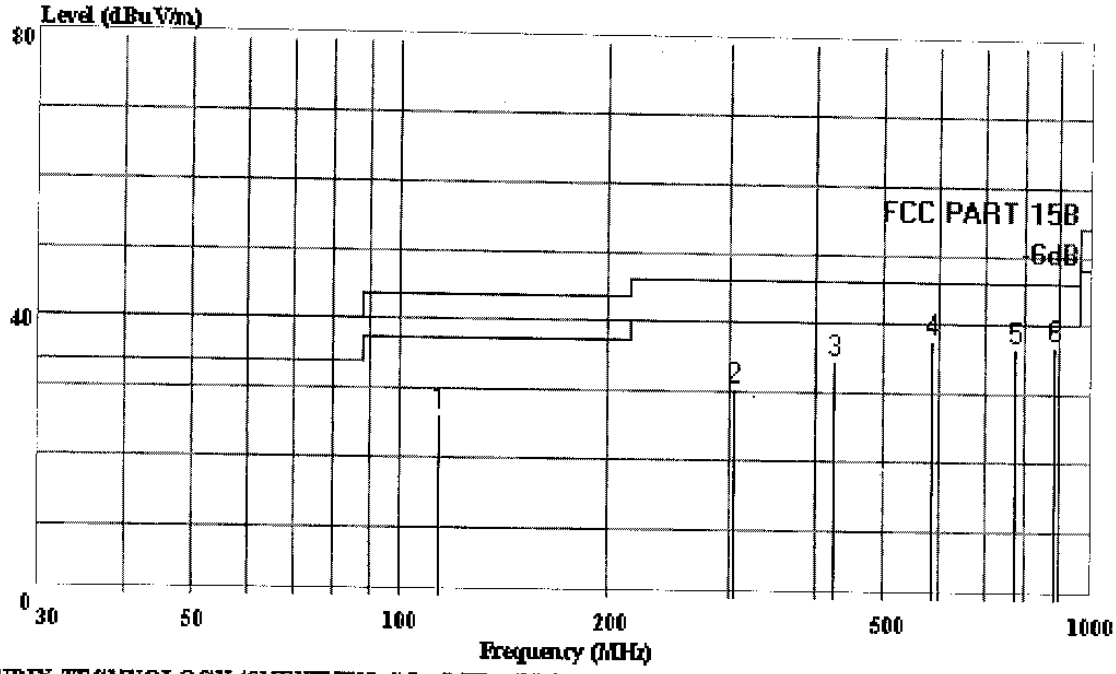

AUDIX TECHNOLOGY (SHENZHEN) CO., LTD. (3# Chamber)

Trace: Ref Trace:

Condition: FCC PART 15B 3m 2598FACTOR VERTICAL
EUT : Wireless Controller for PS2
M/N : S619
Power : DC 8V(via PS2)
Test Engineer: Richzhy
Test Comment: Temp:24''C Humi:56%
Memo : Host CH39 Tx
: AntPos:1.2m TablePos:180'

Page: 1

	Freq	Level	Limit Line	Over Limit	Read Level	Cable Loss	Probe Factor
	MHz	dBuV/m	dBuV/m	dB	dBuV	dB	dB
1	113.420	26.20	43.50	-17.30	12.54	2.13	11.53
2	305.480	30.54	46.00	-15.46	13.20	3.85	13.49
3	424.790	34.70	46.00	-11.30	13.12	4.79	16.79
4	588.720	37.73	46.00	-8.27	12.57	6.03	19.13
5	777.870	36.76	46.00	-9.24	7.97	7.20	21.59
6	882.630	37.13	46.00	-8.87	6.40	7.28	23.45

AUDIX®
AUDIX TECHNOLOGY (SHENZHEN) CO., LTD.
Shenzhen Science & Ind. Park
Tel: 0755-26639495~7
Fax: 0755-26632877

Data#: 136 File#: Berway.EMI Date: 2004-03-05 Time: 15:34:37

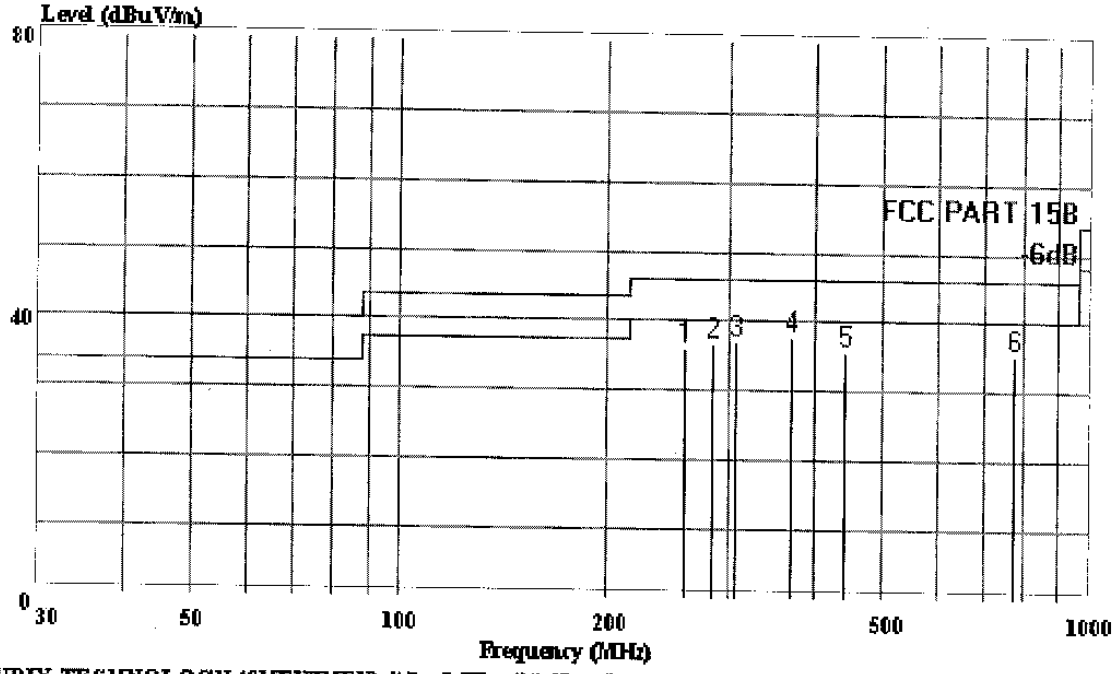

AUDIX TECHNOLOGY (SHENZHEN) CO., LTD. (3# Chamber)

Trace: Ref Trace:

Condition: FCC PART 15B 3m 2598FACTOR HORIZONTAL
EUT : Wireless Controller for PS2
M/N : S619
Power : DC 8V(via PS2)
Test Engineer: Richzhy
Test Comment: Temp:24''C Humi:56%
Memo : Host CH79 Tx

Page: 1

	Freq	Level	Limit Line	Over Limit	Read Level	Cable Loss	Probe Factor
	MHz	dBuV/m	dBuV/m	dB	dBuV	dB	dB
1	259.890	35.93	46.00	-10.07	19.31	3.47	13.16
2	284.140	36.79	46.00	-9.21	20.30	3.62	12.87
3	307.420	36.93	46.00	-9.07	19.49	3.85	13.60
4	371.440	37.88	46.00	-8.12	17.70	4.37	15.80
5	443.220	35.65	46.00	-10.35	13.99	4.86	16.80
6	775.930	35.24	46.00	-10.76	6.54	7.11	21.59

AUDIX®
AUDIX TECHNOLOGY (SHENZHEN) CO., LTD.
Shenzhen Science & Ind. Park
Tel: 0755-26639495~7
Fax: 0755-26632877

Data#: 135 File#: Berway.EMI Date: 2004-03-05 Time: 15:32:05

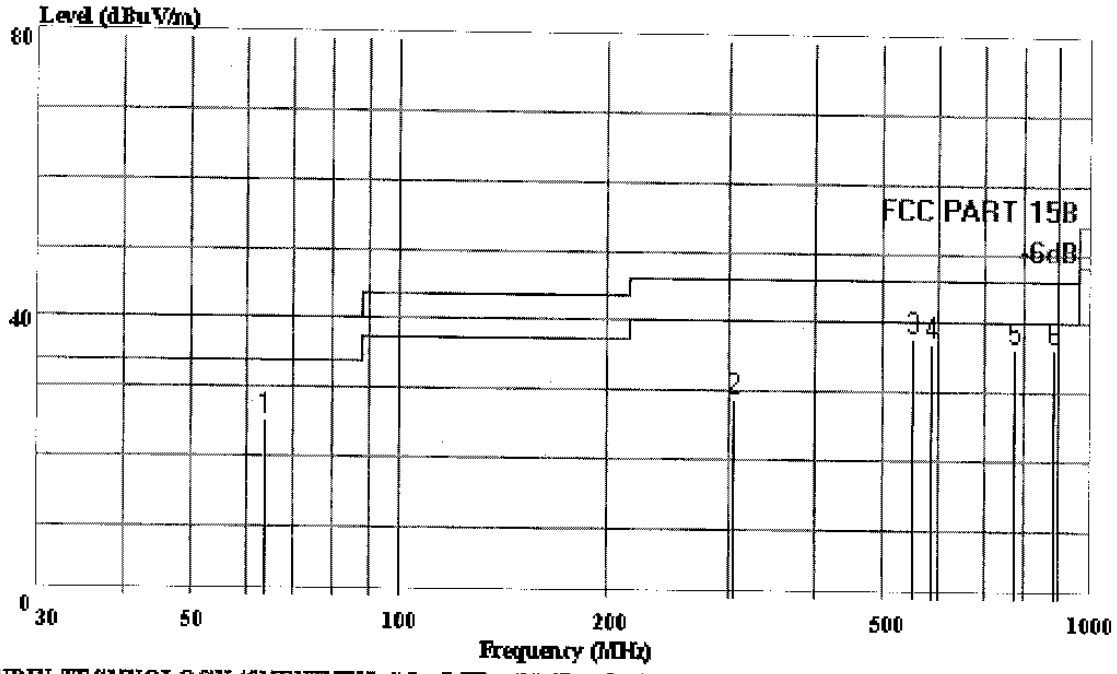

AUDIX TECHNOLOGY (SHENZHEN) CO., LTD. (3# Chamber)

Trace: Ref Trace:

Condition: FCC PART 15B 3m 2598FACTOR VERTICAL
EUT : Wireless Controller for PS2
M/N : S619
Power : DC 8V(via PS2)
Test Engineer: Richzhy
Test Comment: Temp:24''C Humi:56%
Memo : Host CH79 Tx

Page: 1

	Freq	Level	Limit Line	Over Limit	Read Level	Cable Loss	Probe Factor
	MHz	dBuV/m	dBuV/m	dB	dBuV	dB	dB
1	63.950	25.13	40.00	-14.87	15.16	1.57	8.40
2	305.480	28.75	46.00	-17.25	11.42	3.85	13.49
3	552.830	37.91	46.00	-8.10	11.45	6.05	20.41
4	588.720	36.93	46.00	-9.07	11.77	6.03	19.13
5	773.990	36.53	46.00	-9.47	8.14	6.78	21.61
6	882.630	36.32	46.00	-9.68	5.59	7.28	23.45

AUDIX TECHNOLOGY (SHENZHEN) CO., LTD.
Shenzhen Science & Ind. Park
Tel: 0755-26639495~7
Fax: 0755-26632877

Data#: 132 File#: Berway.EMI Date: 2004-02-20 Time: 22:56:53

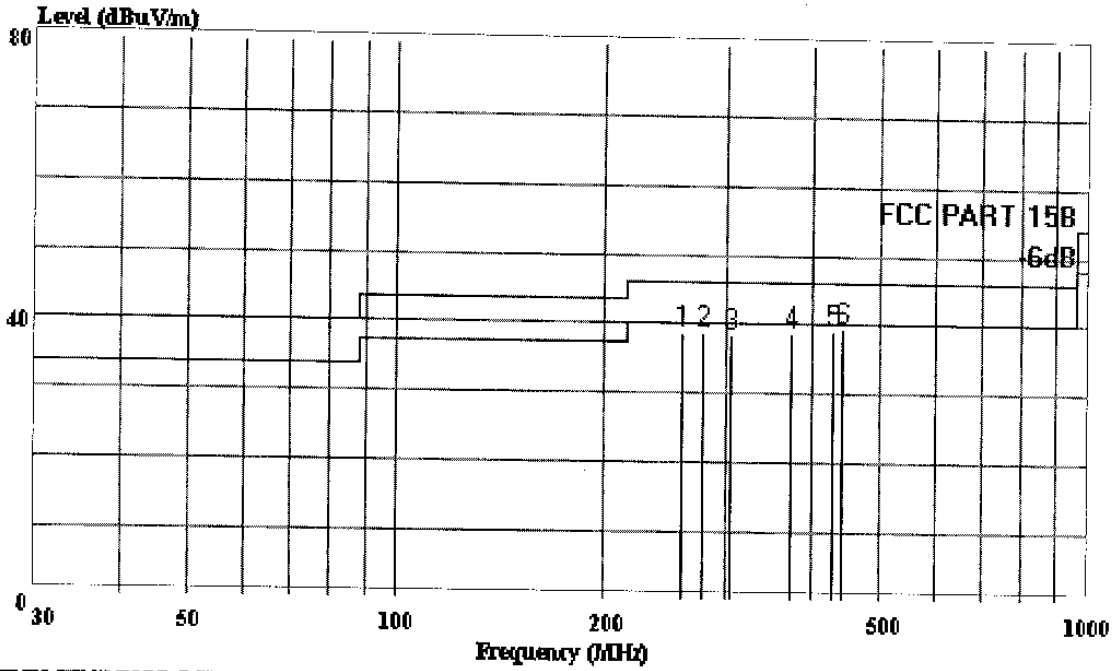

AUDIX TECHNOLOGY (SHENZHEN) CO., LTD. (3# Chamber)

Trace: Ref Trace:

Condition: FCC PART 15B 3m 2598FACTOR HORIZONTAL
EUT : Wireless Controller for PS2
M/N : S619
Power : DC 8V(via PS2)
Test Engineer: Richzhy
Test Comment: Temp:24''C Humi:56%
Memo : Host CH0 Rx
: AntPos:1.1m TablePos:180'

Page: 1

	Freq	Level	Limit Line	Over Limit	Read Level	Cable Loss	Probe Factor
	MHz	dBuV/m	dBuV/m	dB	dBuV	dB	dB
1	259.890	38.70	46.00	-7.30	22.08	3.47	13.16
2	279.290	38.71	46.00	-7.29	22.21	3.62	12.88
3	305.480	38.56	46.00	-7.44	21.13	3.85	13.58
4	373.380	38.72	46.00	-7.28	18.42	4.35	15.95
5	428.670	39.16	46.00	-6.84	17.36	4.73	17.06
6	443.220	39.48	46.00	-6.52	17.82	4.86	16.80

AUDIX®
AUDIX TECHNOLOGY (SHENZHEN) CO., LTD.
Shenzhen Science & Ind. Park
Tel: 0755-26639495~7
Fax: 0755-26632877

Data#: 131 File#: Berway.EMI Date: 2004-02-20 Time: 22:53:28

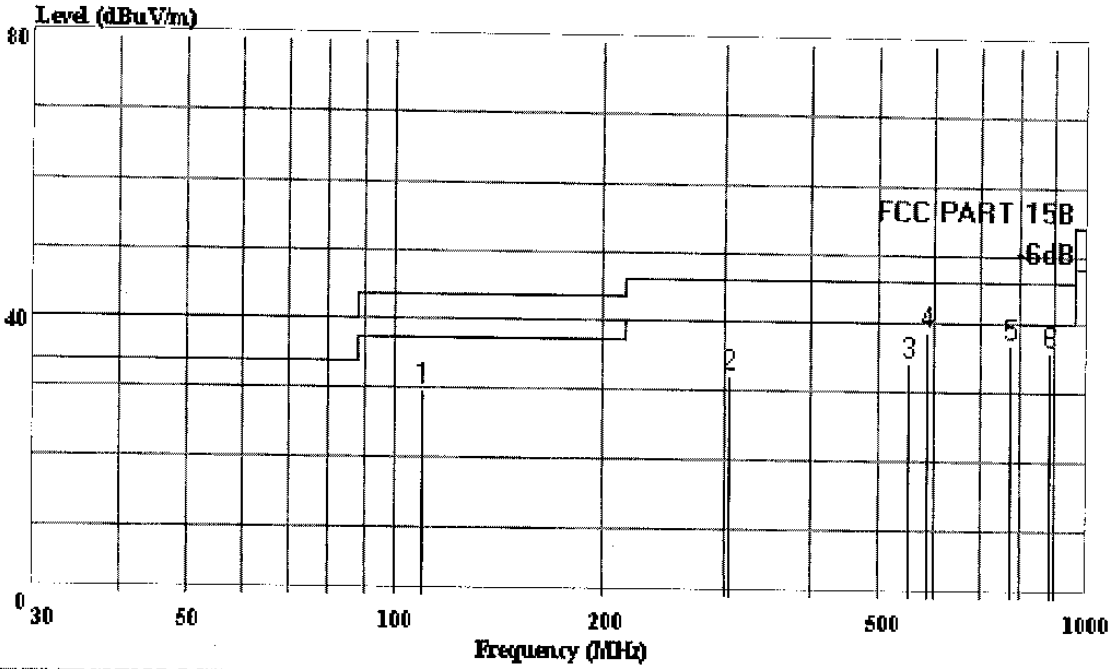

AUDIX TECHNOLOGY (SHENZHEN) CO., LTD. (3# Chamber)

Trace: Ref Trace:

Condition: FCC PART 15B 3m 2598FACTOR VERTICAL
EUT : Wireless Controller for PS2
M/N : S619
Power : DC 8V(via PS2)
Test Engineer: Richzhy
Test Comment: Temp:24''C Humi:56%
Memo : Host CH0 Rx
: AntPos:1.1m TablePos:0'

Page: 1

	Freq	Level	Limit Line	Over Limit	Read Level	Cable Loss	Probe Factor
	MHz	dBuV/m	dBuV/m	dB	dBuV	dB	dB
1	109.540	29.85	43.50	-13.65	15.82	2.09	11.94
2	305.480	32.35	46.00	-13.65	15.02	3.85	13.49
3	553.800	34.36	46.00	-11.64	7.88	6.08	20.40
4	588.720	38.75	46.00	-7.25	13.59	6.03	19.13
5	773.990	37.15	46.00	-8.85	8.76	6.78	21.61
6	883.600	36.07	46.00	-9.93	5.35	7.28	23.45

AUDIX®
AUDIX TECHNOLOGY (SHENZHEN) CO., LTD.
Shenzhen Science & Ind. Park
Tel: 0755-26639495~7
Fax: 0755-26632877

Data#: 138 File#: Berway.EMI Date: 2004-03-05 Time: 15:50:08

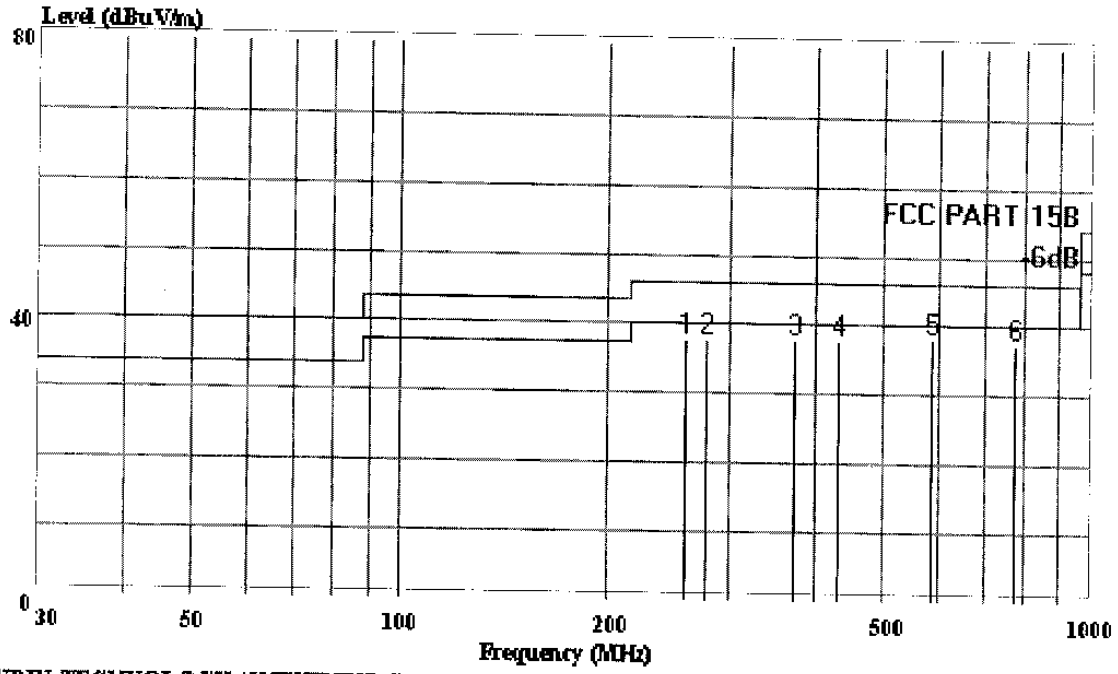

AUDIX TECHNOLOGY (SHENZHEN) CO., LTD. (3# Chamber)

Trace: Ref Trace:

Condition: FCC PART 15B 3m 2598FACTOR HORIZONTAL
EUT : Wireless Controller for PS2
M/N : S619
Power : DC 8V(via PS2)
Test Engineer: Richzhy
Test Comment: Temp:24''C Humi:56%
Memo : Host CH39 Rx

Page: 1

	Freq	Level	Limit Line	Over Limit	Read Level	Cable Loss	Probe Factor
	MHz	dBuV/m	dBuV/m	dB	dBuV	dB	dB
1	259.890	37.70	46.00	-8.30	21.08	3.47	13.16
2	279.290	37.71	46.00	-8.29	21.21	3.62	12.88
3	373.380	37.72	46.00	-8.28	17.42	4.35	15.95
4	432.550	37.80	46.00	-8.20	15.97	4.89	16.94
5	589.690	38.00	46.00	-8.00	12.98	6.08	18.94
6	777.870	37.49	46.00	-8.51	8.67	7.20	21.62

AUDIX®
AUDIX TECHNOLOGY (SHENZHEN) CO., LTD.
Shenzhen Science & Ind. Park
Tel: 0755-26639495~7
Fax: 0755-26632877

Data#: 137 File#: Berway.EMI Date: 2004-03-05 Time: 15:44:40

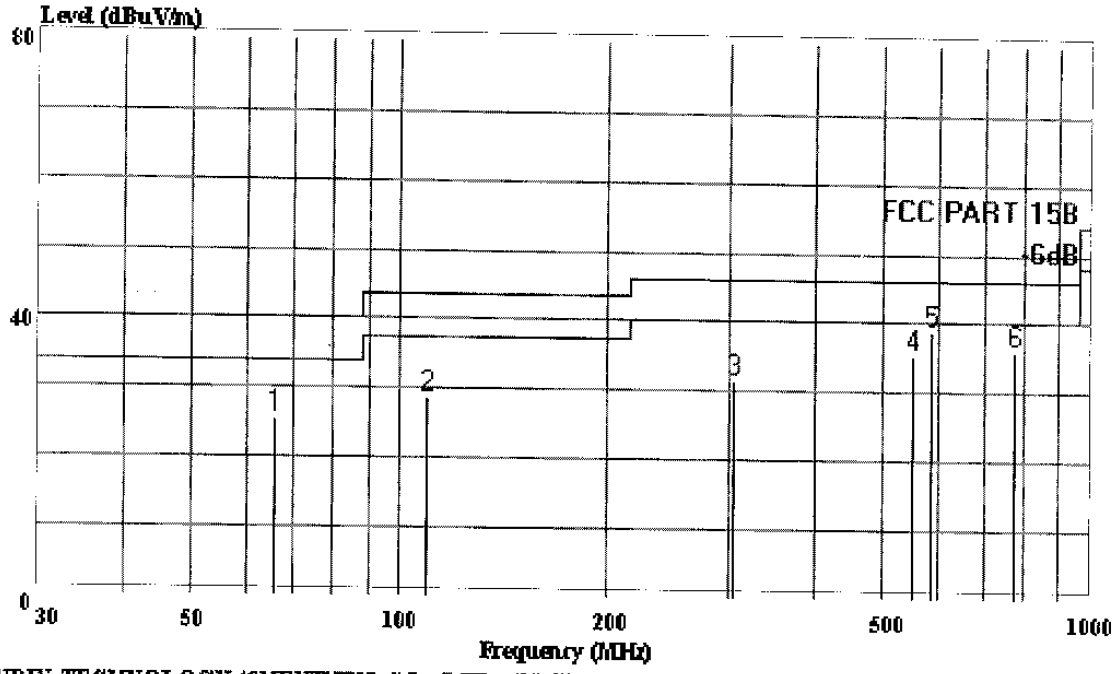

AUDIX TECHNOLOGY (SHENZHEN) CO., LTD. (3# Chamber)

Trace: Ref Trace:

Condition: FCC PART 15B 3m 2598FACTOR VERTICAL
EUT : Wireless Controller for PS2
M/N : S619
Power : DC 8V(via PS2)
Test Engineer: Richzhy
Test Comment: Temp:24''C Humi:56%
Memo : Host CH39 Rx

Page: 1

	Freq	Level	Limit Line	Over Limit	Read Level	Cable Loss	Probe Factor
	MHz	dBuV/m	dBuV/m	dB	dBuV	dB	dB
1	65.890	25.54	40.00	-14.46	14.31	1.59	9.63
2	109.540	28.85	43.50	-14.65	14.82	2.09	11.94
3	305.480	31.35	46.00	-14.65	14.02	3.85	13.49
4	552.830	35.45	46.00	-10.56	8.99	6.05	20.41
5	589.690	38.66	46.00	-7.34	13.33	6.08	19.26
6	773.990	36.15	46.00	-9.85	7.76	6.78	21.61

AUDIX®
AUDIX TECHNOLOGY (SHENZHEN) CO., LTD.
Shenzhen Science & Tnd. Park
Tel: 0755-26639495~7
Fax: 0755-26632877

Data#: 140 File#: Berway.EMI Date: 2004-03-05 Time: 15:59:05

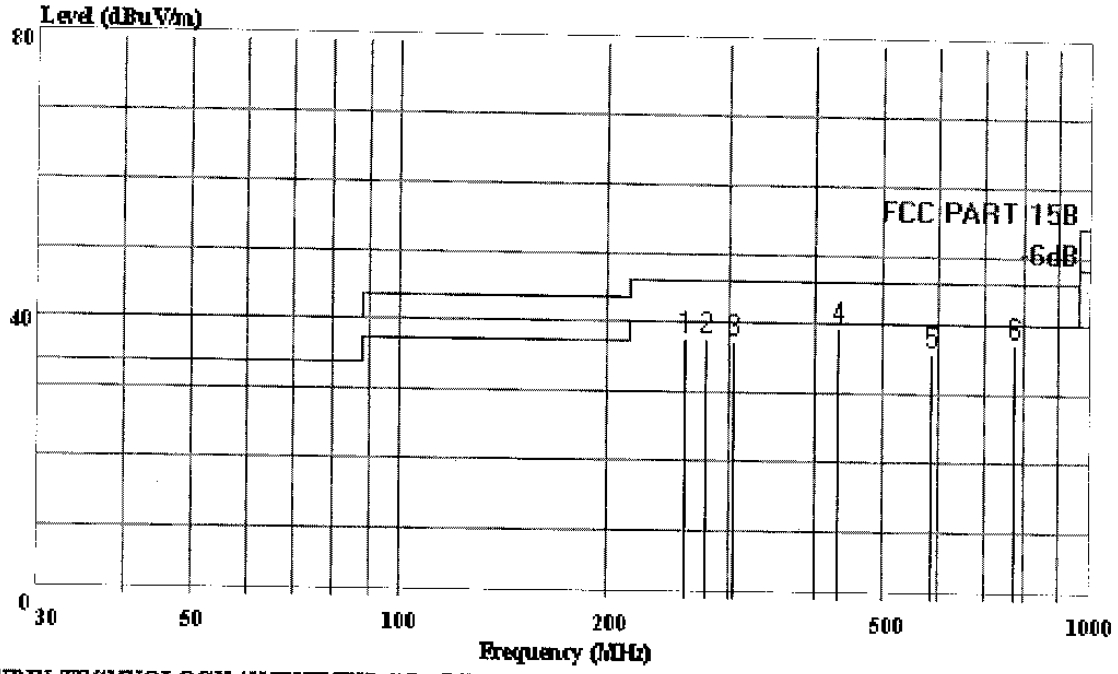

AUDIX TECHNOLOGY (SHENZHEN) CO., LTD. (3# Chamber)

Trace: Ref Trace:

Condition: FCC PART 15B 3m 2598FACTOR HORIZONTAL
EUT : Wireless Controller for PS2
M/N : S619
Power : DC 8V(via PS2)
Test Engineer: Richzhv
Test Comment: Temp:24''C Humi:56%
Memo : Host CH79 Rx

Page: 1

	Freq	Level	Limit Line	Over Limit	Read Level	Cable Loss	Probe Factor
	MHz	dBuV/m	dBuV/m	dB	dBuV	dB	dB
1	259.890	37.70	46.00	-8.30	21.08	3.47	13.16
2	279.290	37.71	46.00	-8.29	21.21	3.62	12.88
3	305.480	37.56	46.00	-8.44	20.13	3.85	13.58
4	430.610	39.32	46.00	-6.68	17.54	4.73	17.05
5	589.690	36.00	46.00	-10.00	10.98	6.08	18.94
6	777.870	37.49	46.00	-8.51	8.67	7.20	21.62

AUDIX®
AUDIX TECHNOLOGY (SHENZHEN) CO., LTD.
Shenzhen Science & Ind. Park
Tel: 0755-26639495~7
Fax: 0755-26632877

Data#: 139 File#: Berway.EMI Date: 2004-03-05 Time: 15:55:33

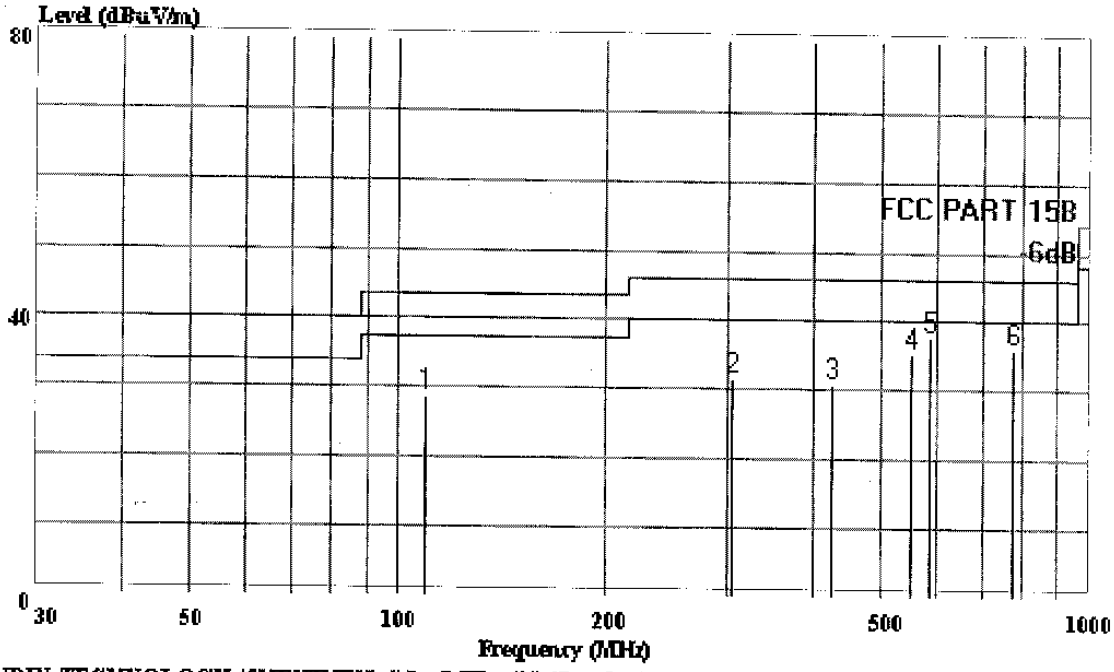

AUDIX TECHNOLOGY (SHENZHEN) CO., LTD. (3# Chamber)

Trace: Ref Trace:

Condition: FCC PART 15B 3m 2598FACTOR VERTICAL
EUT : Wireless Controller for PS2
M/N : S619
Power : DC 8V(via PS2)
Test Engineer: Richzhy
Test Comment: Temp:24''C Humi:56%
Memo : Host CH79 Rx

Page: 1

	Freq	Level	Limit Line	Over Limit	Read Level	Cable Loss	Probe Factor
	MHz	dBuV/m	dBuV/m	dB	dBuV	dB	dB
1	109.540	28.85	43.50	-14.65	14.82	2.09	11.94
2	305.480	31.35	46.00	-14.65	14.02	3.85	13.49
3	424.790	30.98	46.00	-15.02	9.40	4.79	16.79
4	552.830	35.45	46.00	-10.56	8.99	6.05	20.41
5	588.720	37.75	46.00	-8.25	12.59	6.03	19.13
6	773.990	36.15	46.00	-9.85	7.76	6.78	21.61

4. 20dB BANDWIDTH MEASUREMENT

4.1.Test Equipment

The following test equipment were used during the Emission Bandwidth Test：

Item	Equipment	Manufacturer	Model No.	Serial No.	Last Cal.	Cal. Interval
1.	Spectrum	Agilent	E4407B	MY41440292	Mar.28, 03	1 Year
2.	Amp	HP	8449B	3008A00863	May.31, 03	1 Year
3.	Antenna	EMCO	3115	9607-4877	Dec. 04, 02	1.5 Year
4.	HF Cable	Hubersuhne	Sucoflex104	-	May.31, 03	1 Year

4.2.Block Diagram of Test Setup

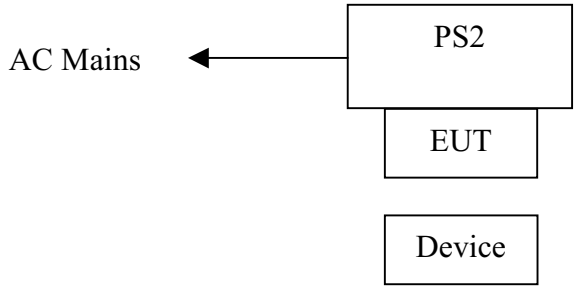

(EUT: Wireless Controller For PS2)

4.3.Operating Condition of EUT

1. Setup the EUT as shown in Section 4.2..
2. Let the EUT work in test mode (Host CH0 Tx/Host CH39 Tx/Host CH79 Tx) and test it.

4.4.Test Procedure

EUT and its simulators are placed on a turn table, which is 0.8 meter high above ground. Power on the EUT and let it work normally, we use a keyboard test soft ware, let EUT working in test mode, then test it. EUT is set 3 meters away from the receiving antenna, which is mounted on a antenna tower. The antenna can be moved up and down between 1 meter and 4 meters to find out the maximum emission level. Horn antenna is used as receiving antenna.

The bandwidth of the fundamental frequency was measure by spectrum analyzer with 100kHz RBW and 100kHz VBW. The 20dB bandwidth is defined as the total spectrum the power of which is higher than peak power minus 20dB.

4.5.Test Results

PASSED.

The testing data was attached in the next pages.

Date of Test :	Mar. 05, 2004	Temperature :	23℃
EUT :	Wireless Controller For PS2	Humidity :	54%
Model No. :	S619	Test Mode :	Host CH0 Tx
Test Engineer:	Richzhy		

Channel.	Frequency	**20dB Bandwidth**
1	2402MHz	**790KHz**

Date of Test :	Mar. 05, 2004	Temperature :	23℃
EUT :	Wireless Controller For PS2	Humidity :	54%
Model No. :	S619	Test Mode :	Host CH39 Tx
Test Engineer:	Richzhy		

Channel.	Frequency	**20dB Bandwidth**
40	2441MHz	**820KHz**

Date of Test :	Mar. 05, 2004	Temperature :	23℃
EUT :	Wireless Controller For PS2	Humidity :	54%
Model No. :	S619	Test Mode :	Host CH79 Tx
Test Engineer:	Richzhy		

Channel.	Frequency	**20dB Bandwidth**
80	2481MHz	**800KHz**

Reviewer: Cake Wang

信華科技(深圳)有限公司
AUDIX Technology (Shenzhen) Co., Ltd.

No. 6, Ke Feng Road, Block 52,
Shenzhen Science & Industry Park
Nantou, Shenzhen, Guangdong, China
Tel:+86-755-26639496 Fax:+86-755-26632877

Data#: 97 File#: C:\EMI TEST DATA\B\Berway.EMI

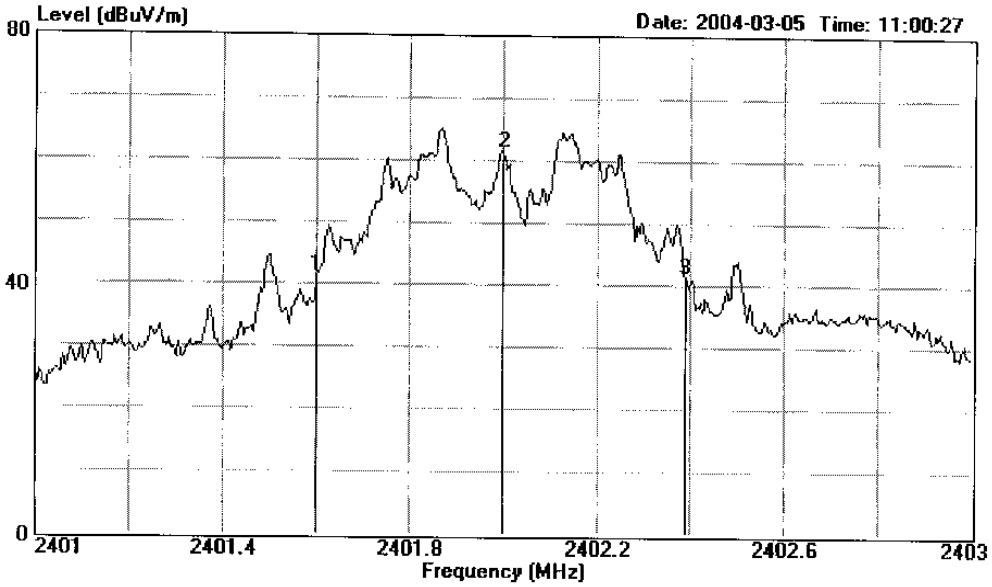

Site : 1# Chamber
Condition : 3m 3115FACTOR VERTICAL
EUT : Wireless Controller for PS2
M/N : S619
Power : DC 8V (via PS2)
Test Engineer : Richzhy
Memo : Host CH0 Tx
Test comment : Temp:23"C Humi:54%

	Freq	Level	Over Limit	Limit Line	Read Level	Cable Loss	Probe Factor	Remark
	MHz	dBuV/m	dB	dBuV/m	dBuV	dB	dB	
1	2401.600	41.43	------	------	10.18	3.20	28.05	Peak
2	2402.000	61.43	------	------	30.17	3.20	28.06	Peak
3	2402.390	41.43	------	------	10.15	3.21	28.07	Peak

信華科技(深圳)有限公司
AUDIX Technology (Shenzhen) Co.,Ltd.
No. 6, Ke Feng Road, Block 52,
Shenzhen Science & Industry Park
Nantou, Shenzhen, Guangdong, China
Tel:+86-755-26639496 Fax:+86-755-26632877

Data#: 96 File#: C:\EMI TEST DATA\B\Berway.EMI

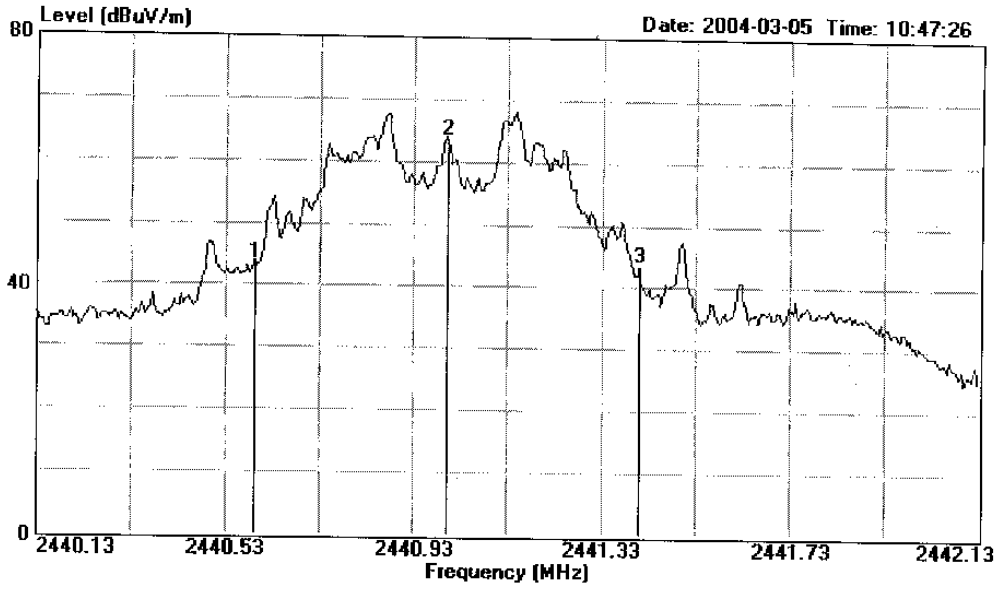

Site : 1# Chamber
Condition : 3m 3115FACTOR VERTICAL
EUT : Wireless Controller for PS2
M/N : 8246B
Power : DC 8V (via PS2)
Test Engineer : Richzhy
Memo : Host CH39 Tx
Test comment : Temp:23"C Humi:54%

	Freq	Level	Over Limit	Limit Line	Read Level	Cable Loss	Probe Factor	Remark
	MHz	dBuV/m	dB	dBuV/m	dBuV	dB	dB	
1	2440.590	43.74	------	------	12.37	3.23	28.14	Peak
2	2441.000	63.74	------	------	32.37	3.23	28.14	Peak
3	2441.410	43.74	------	------	12.37	3.23	28.14	Peak

信華科技(深圳)有限公司
AUDIX Technology (Shenzhen) Co.,Ltd.
No. 6, Ke Feng Road, Block 52,
Shenzhen Science & Industry Park
Nantou, Shenzhen, Guangdong, China
Tel:+86-755-26639496 Fax:+86-755-26632877

Data#: 98 File#: C:\EMI TEST DATA\B\Berway.EMI

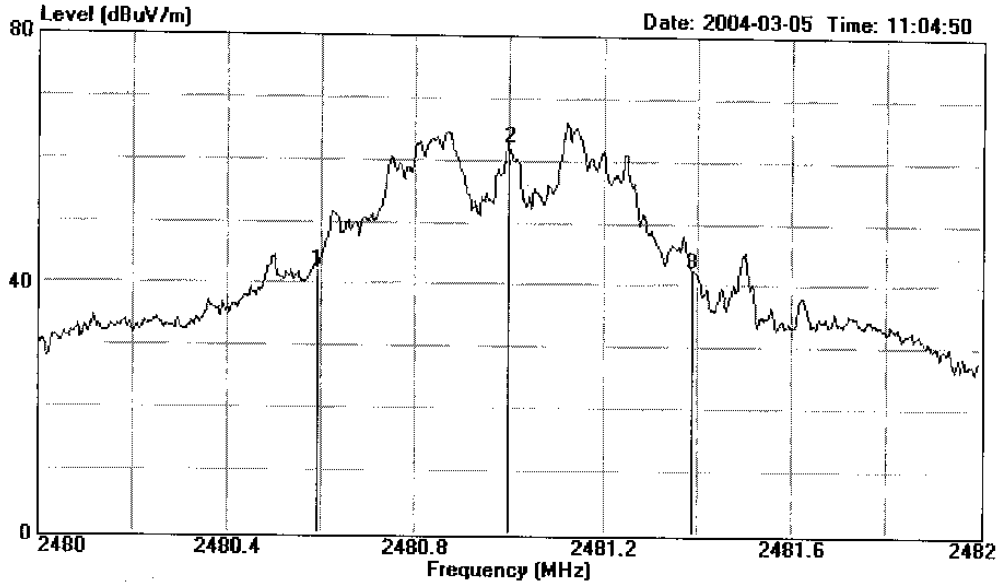

Site : 1# Chamber
Condition : 3m 3115FACTOR VERTICAL
EUT : Wireless Controller for PS2
M/N : S619
Power : DC 8V (via PS2)
Test Engineer : Richzhy
Memo : Host CH79 Tx
Test comment : Temp:23"C Humi:54%

	Freq	Level	Over Limit	Limit Line	Read Level	Cable Loss	Probe Factor	Remark
	MHz	dBuV/m	dB	dBuV/m	dBuV	dB	dB	
1	2480.590	42.41	------	------	10.95	3.26	28.20	Peak
2	2481.000	62.41	------	------	30.95	3.26	28.20	Peak
3	2481.390	42.41	------	------	10.95	3.26	28.20	Peak

5. THE MAXIMUM PEAK OUTPUT POWER MEASUREMENT

5.1.Test Equipment

The following test equipment were used during the Emission Bandwidth Test：

Item	Equipment	Manufacturer	Model No.	Serial No.	Last Cal.	Cal. Interval
1.	Spectrum	Agilent	E4407B	MY41440292	Mar.28, 03	1 Year
2.	Amp	HP	8449B	3008A00863	May.31, 03	1 Year
3.	Antenna	EMCO	3115	9607-4877	Dec. 04, 02	1.5 Year
4.	HF Cable	Hubersuhne	Sucoflex104	-	May.31, 03	1 Year
5.	Power meter	HP	436A	2016A07891	NCR	
6.	Power Sensor	HP	8481D	3318A13613	May.31, 03	1Year

5.2.Block Diagram of Test Setup

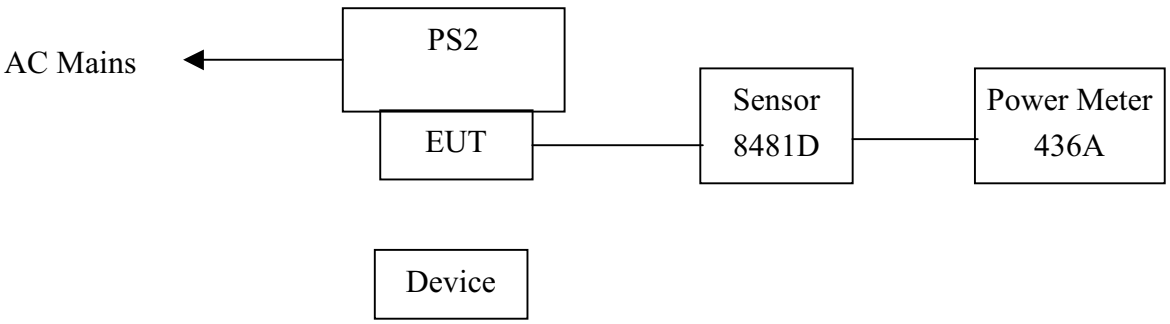

(EUT: Wireless Controller For PS2)

5.3.Specification Limits (§15.247(b)-(3))

The Limits of maximum Peak Output Power for digital modulation in 2400-2483.5MHz is : 1Watt. (30dBm)

5.4.Operating Condition of EUT

1. Setup the EUT as shown in Section 5.2..
2. Let the EUT work in test mode (Host CH0 Tx/Host CH39 Tx/Host CH79 Tx) and test it.

5.5. Test Procedure

Setup the EUT as shown in Section 5.2. Turn on the play station 2 and let the EUT working . The EUT is via the power sensor link to power meter. The test value reading is from power meter.

5.6. Test Results

PASSED.

The testing data was attached in the next pages.

Date of Test :	Feb. 17, 2004	Temperature :	23℃
EUT :	Wireless Controller For PS2	Humidity :	58%
Model No. :	S619	Test Mode :	Host CH0 Tx
Test Engineer:	Richzhy		

Frequency	Reading dBm	Cable Loss dB	Peak Power dBm	Limit dBm
2402MHz	22.62	0.2	22.82	30.00

Date of Test :	Feb. 17, 2004	Temperature :	23℃
EUT :	Wireless Controller For PS2	Humidity :	58%
Model No. :	S619	Test Mode :	Host CH39 Tx
Test Engineer:	Richzhy		

Frequency	Reading dBm	Cable Loss dB	Peak Power dBm	Limit dBm
2441MHz	22.53	0.2	22.73	30.00

Date of Test :	Feb. 17, 2004	Temperature :	23℃
EUT :	Wireless Controller For PS2	Humidity :	58%
Model No. :	S619	Test Mode :	Host CH79 Tx
Test Engineer:	Richzhy		

Frequency	Reading dBm	Cable Loss dB	Peak Power dBm	Limit dBm
2481MHz	22.6	0.2	22.8	30.00

Reviewer: Cake Wang

6. CHANNEL CARRIER FREQUENCIES SEPARATED MEASUREMENT

6.1.Test Equipment

The following test equipment were used during the Emission Bandwidth Test：

Item	Equipment	Manufacturer	Model No.	Serial No.	Last Cal.	Cal. Interval
1.	Spectrum	Agilent	E4407B	MY41440292	Mar.28, 03	1 Year
2.	Amp	HP	8449B	3008A00863	May.31, 03	1 Year
3.	Antenna	EMCO	3115	9607-4877	Dec. 04, 02	1.5 Year
4.	HF Cable	Hubersuhne	Sucoflex104	-	May.31, 03	1 Year

6.2.Block Diagram of Test Setup

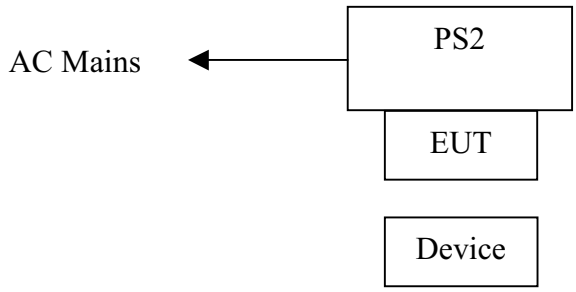

(EUT: Wireless Controller For PS2)

6.3.Specification Limits (§15.247(d))

Frequency hopping systems shall have hopping channel carrier frequencies separated by a minimum of 25 KHz or 20dB bandwidth of the hopping channel, whichever is greater.

6.4.Operating Condition of EUT

1. Setup the EUT as shown in Section 7.2..
2. Let the EUT work in test mode (Host CH0 Tx/Host CH39 Tx/Host CH79 Tx) and test it.

6.5.Test Procedure

EUT and its simulators are placed on a turn table, the EUT and let it work normally, we use a keyboard test soft ware, let EUT working in test mode, then test it.

The bandwidth of the fundamental frequency was measured with the spectrum analyzer using 30kHz RBW and 100kHz VBW, set sweep time : 50ms.

6.6.Test Results

PASSED.

The testing data was attached in the next pages.

1. CH39 is 2441MHz.
   CH38 is 2440MHz

Channel Carrier Frequency Separated = 2441MHz – 2440MHz
= 1MHz

信華科技(深圳)有限公司
AUDIX Technology (Shenzhen) Co.,Ltd.
No. 6, Ke Feng Road, Block 52,
Shenzhen Science & Industry Park
Nantou, Shenzhen, Guangdong, China
Tel:+86-755-26639496 Fax:+86-755-26632877

Data#: 88 File#: C:\EMI TEST DATA\B\Berway.EMI

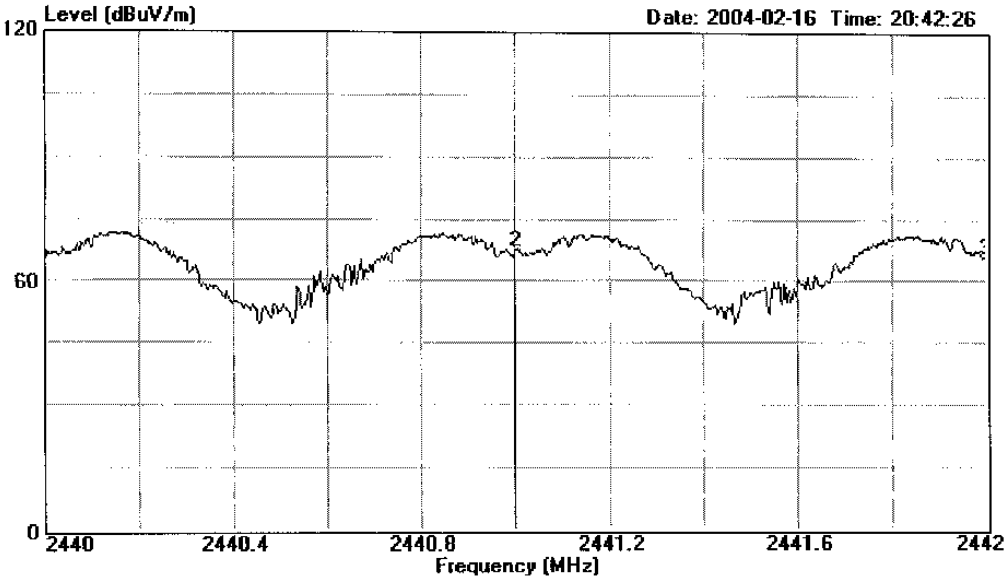

Site : 1# Chamber
Condition : 3m 3115FACTOR VERTICAL
EUT : Wireless Controller for PS2
M/N : S619
Power : DC 8V (via PS2)
Test Engineer : Richzhy
Memo : Host ch to ch
Test comment : Temp:23"C Humi:54%

	Freq	Level	Over Limit	Limit Line	Read Level	Cable Loss	Probe Factor
	MHz	dBuV/m	dB	dBuV/m	dBuV	dB	dB
1	2440.000	65.38	------	------	34.01	3.23	28.14
2	2441.000	67.53	------	------	36.16	3.23	28.14
3	2442.000	65.88	------	------	34.51	3.23	28.14

7. FREQUENCY HOPPING SYSTEM CHANNEL NUMBER MEASUREMENT

7.1.Test Equipment

The following test equipment were used during the Emission Bandwidth Test：

Item	Equipment	Manufacturer	Model No.	Serial No.	Last Cal.	Cal. Interval
1.	Spectrum	Agilent	E4407B	MY41440292	Mar.28, 03	1 Year
2.	Amp	HP	8449B	3008A00863	May.31, 03	1 Year
3.	Antenna	EMCO	3115	9607-4877	Dec. 04, 02	1.5 Year
4.	HF Cable	Hubersuhne	Sucoflex104	-	May.31, 03	1 Year

7.2.Block Diagram of Test Setup

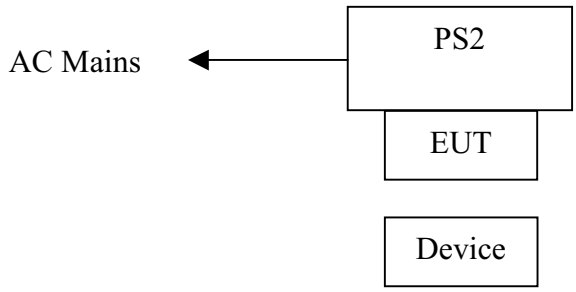

(EUT: Wireless Controller For PS2)

7.3.Specification Limits (§15.247(d))

For frequency hopping systems operating in the 2400-2483.5MHz band employing at least 75 hopping channels.

7.4.Operating Condition of EUT

1. Setup the EUT as shown in Section 8.2..
2. Let the EUT work in test mode and test it.

7.5.Test Procedure

EUT and its simulators are placed on a turn table, the EUT and let it work normally, we use a keyboard test soft ware, let EUT working in test mode, then test it.

The bandwidth of the fundamental frequency was measured with the spectrum analyzer using 100kHz RBW and 100kHz VBW, set sweep time : 50ms.

7.6.Test Results

PASSED.

The testing data was attached in the next pages.

信華科技(深圳)有限公司
AUDIX Technology (Shenzhen) Co.,Ltd.
No. 6, Ke Feng Road, Block 52,
Shenzhen Science & Industry Park
Nantou, Shenzhen, Guangdong, China
Tel:+86-755-26639496 Fax:+86-755-26632877

Data#: 19 File#: C:\EMI TEST DATA\B\Berway.EMI

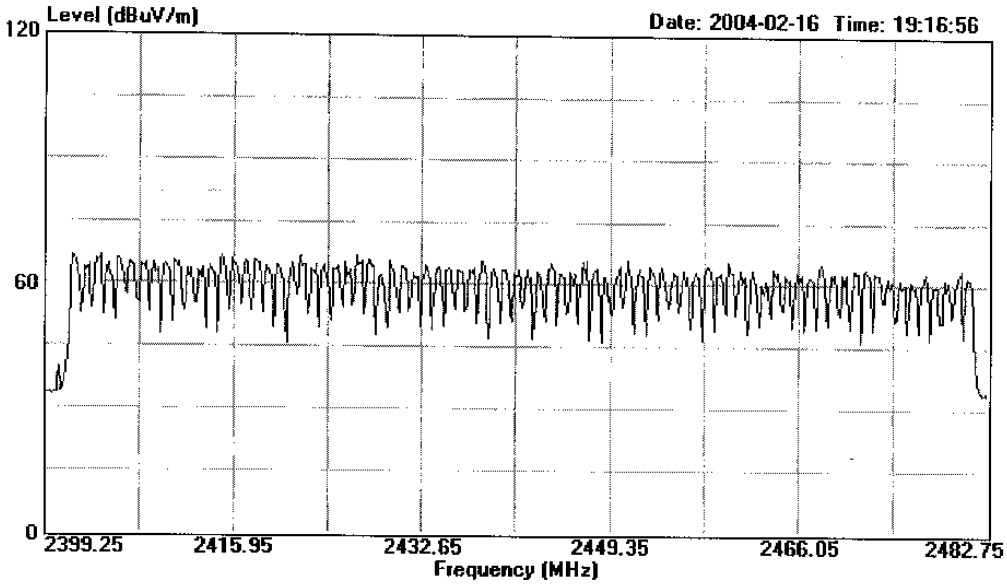

Site : 1# Chamber
Condition : 3m 3115FACTOR VERTICAL
EUT : Wireless Controller for PS2
M/N : S619
Power : DC 8V (via PS2)
Test Engineer : Richzhy
Memo : Host ch numbers
Test comment : Temp:23"C Humi:54%

8. THE AVERAGE TIME OF OCCUPANCY MEASUREMENT

8.1.Test Equipment

The following test equipment were used during the Emission Bandwidth Test：

Item	Equipment	Manufacturer	Model No.	Serial No.	Last Cal.	Cal. Interval
1.	Spectrum	Agilent	E4407B	MY41440292	Mar.28, 03	1 Year
2.	Amp	HP	8449B	3008A00863	May.31, 03	1 Year
3.	Antenna	EMCO	3115	9607-4877	Dec. 04, 02	1.5 Year
4.	HF Cable	Hubersuhne	Sucoflex104	-	May.31, 03	1 Year

8.2.Block Diagram of Test Setup

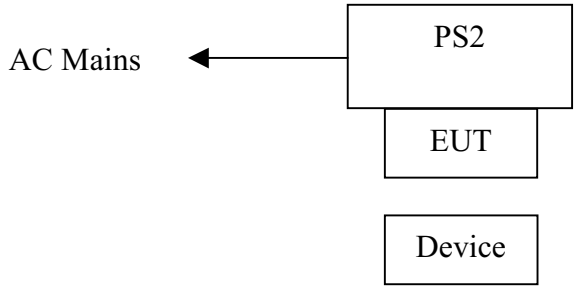

(EUT: Wireless Controller For PS2)

8.3.Specification Limits (§15.247(d))

Frequency hopping systems in the 2400-2483.5 MHz band shall use at least 15 non-overlapping channels. The average time of occupancy on any channel shall not greater than 0.4 seconds within a period of 0.4 seconds multiplied by the number of hopping channels employed.

8.4.Operating Condition of EUT

1. Setup the EUT as shown in Section 9.2..
2. Let the EUT work in test mode and test it.

8.5.Test Procedure

EUT and its simulators are placed on a turn table, the EUT and let it work normally, we use a keyboard test soft ware, let EUT working in test mode, then test it.

The bandwidth of the fundamental frequency was measured with the spectrum analyzer using 1MHz RBW and 1MHz VBW, set sweep time : 5ms. Span : 0Hz.

8.6.Test Results

PASSED.

The testing data was attached in the next pages.

1. This system hop 83 times/second, every hopping include 1 time sending data and 1 time receiving data. So send times in every second to all 80 channels: 83/2=41.5 times/second
2. Sent times for average every second and every channel. 41.5/80=0.52 times/channel*s
3. Cycle time: 80*0.4=32second
4. The average time of occupancy on any channel within a period : 0.52*32*0.6=9.984ms <400ms

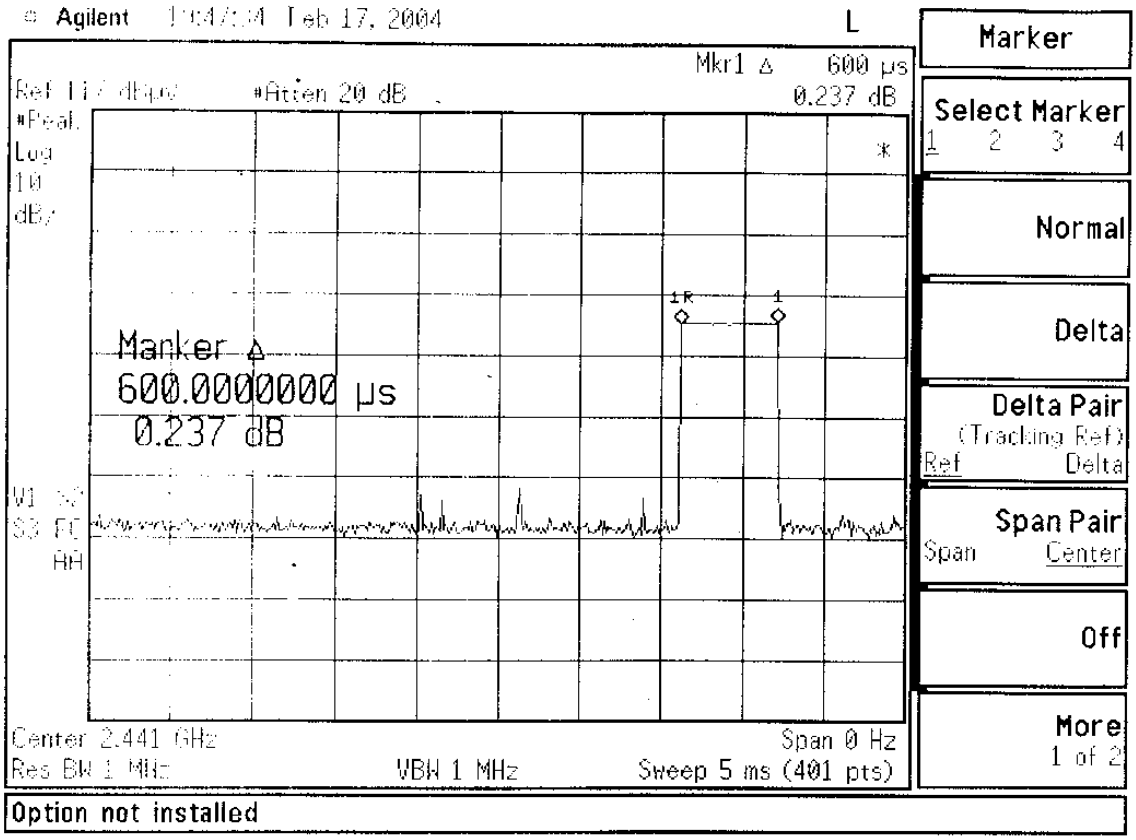
Agilent
Feb 17, 2004
L
Mkr1 Δ 600 µs
0.237 dB
Atten 20 dB
Peak
Log
10
dB/
Marker Δ
600.0000000 µs
0.237 dB
Center 2.441 GHz
Res BW 1 MHz
VBW 1 MHz
Span 0 Hz
Sweep 5 ms (401 pts)
Marker
Select Marker
1 2 3 4
Normal
Delta
Delta Pair
(Tracking Ref)
Ref Delta
Span Pair
Span Center
Off
More
1 of 2
Option not installed

9. DEVIATION TO TEST SPECIFICATIONS

(None.)

APPENDIX I

AUDIX®
AUDIX TECHNOLOGY (SHENZHEN) CO., LTD.
Shenzhen Science & Ind. Park
Tel: 0755-26639495~7
Fax: 0755-26632877

Data#: 103 File#: Berway.EMI Date: 2004-02-18 Time: 21:50:14

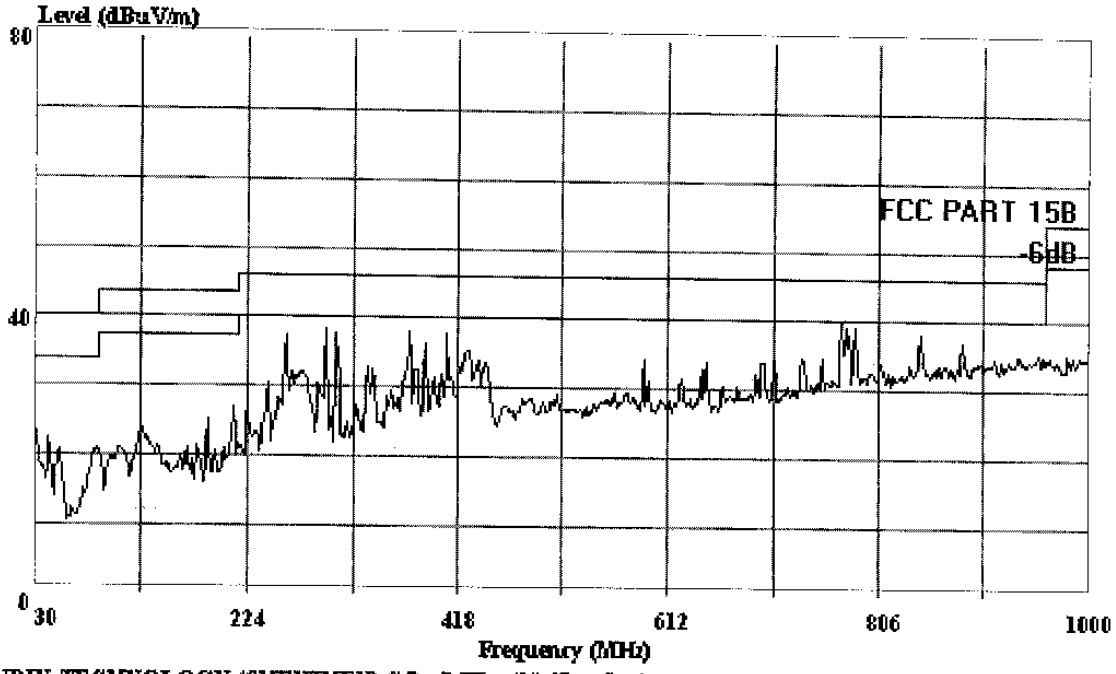

AUDIX TECHNOLOGY (SHENZHEN) CO., LTD. (3# Chamber)

Trace: Ref Trace:

Condition: FCC PART 15B 3m 2598FACTOR HORIZONTAL
EUT : Wireless Controller for PS2
M/N : S619
Power : DC 8V(via PS2)
Test Engineer: Richzhy
Test Comment: Temp:24''C Humi:56%
Memo : Host CH0 Tx

AUDIX TECHNOLOGY (SHENZHEN) CO., LTD.
Shenzhen Science & Ind. Park
Tel: 0755-26639495~7
Fax: 0755-26632877

Data#: 104 File#: Berway.EMI Date: 2004-02-18 Time: 21:51:33

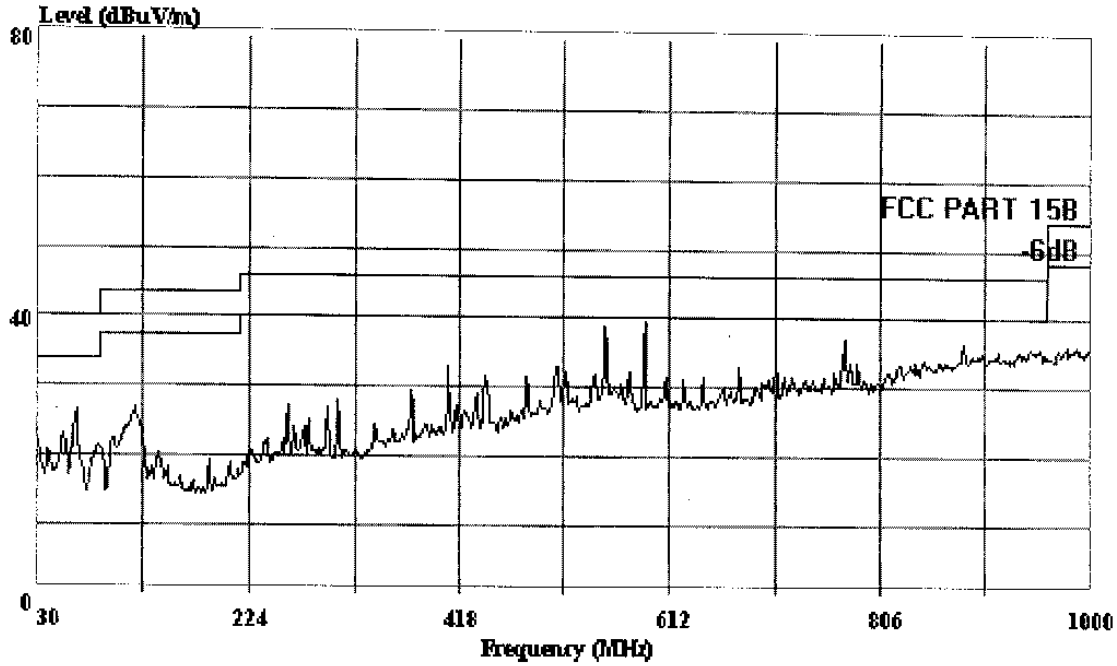

AUDIX TECHNOLOGY (SHENZHEN) CO., LTD. (3# Chamber)

Trace: Ref Trace:

Condition: FCC PART 15B 3m 2598FACTOR VERTICAL
EUT : Wireless Controller for PS2
M/N : S619
Power : DC 8V(via PS2)
Test Engineer: Richzhy
Test Comment: Temp:24''C Humi:56%
Memo : Host CH0 Tx

AUDIX TECHNOLOGY (SHENZHEN) CO., LTD.
Shenzhen Science & Ind. Park
Tel: 0755-26639495~7
Fax: 0755-26632877

Data#: 102 File#: Berway.EMI Date: 2004-02-18 Time: 21:49:01

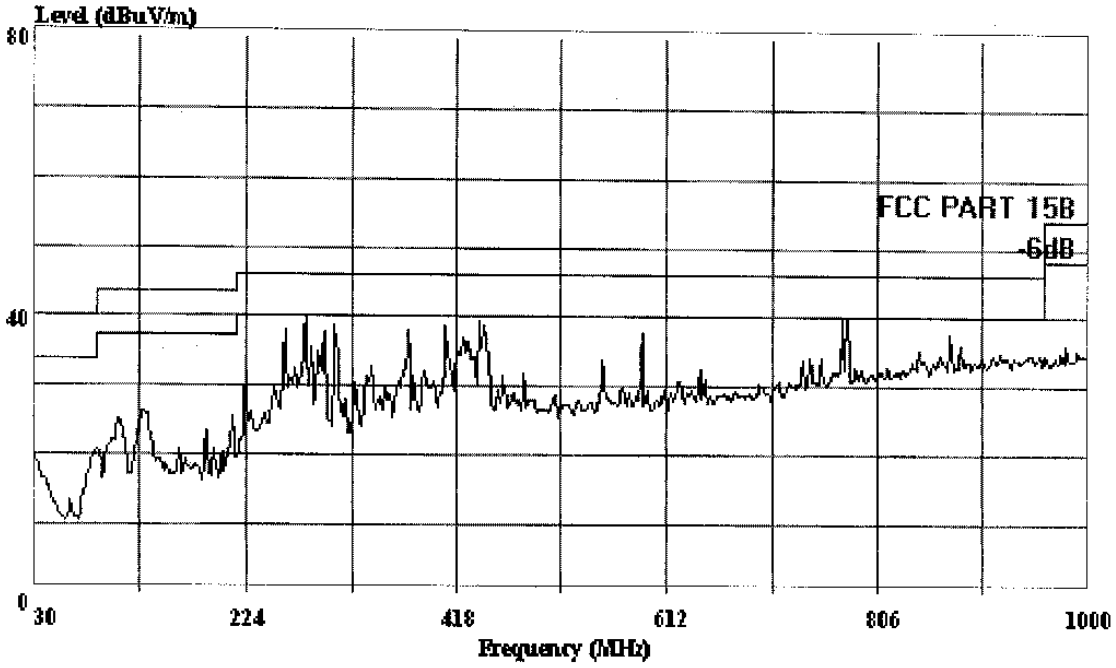

AUDIX TECHNOLOGY (SHENZHEN) CO., LTD. (3# Chamber)

Trace: Ref Trace:

Condition: FCC PART 15B 3m 2598FACTOR HORIZONTAL
EUT : Wireless Controller for PS2
M/N : S619
Power : DC 8V(via PS2)
Test Engineer: Richzhy
Test Comment: Temp:24''C Humi:56%
Memo : Host CH39 Tx

AUDIX
AUDIX TECHNOLOGY (SHENZHEN) CO., LTD.
Shenzhen Science & Ind. Park
Tel: 0755-26639495~7
Fax: 0755-26632877

Data#: 101 File#: Berway.EMI Date: 2004-02-18 Time: 21:47:57

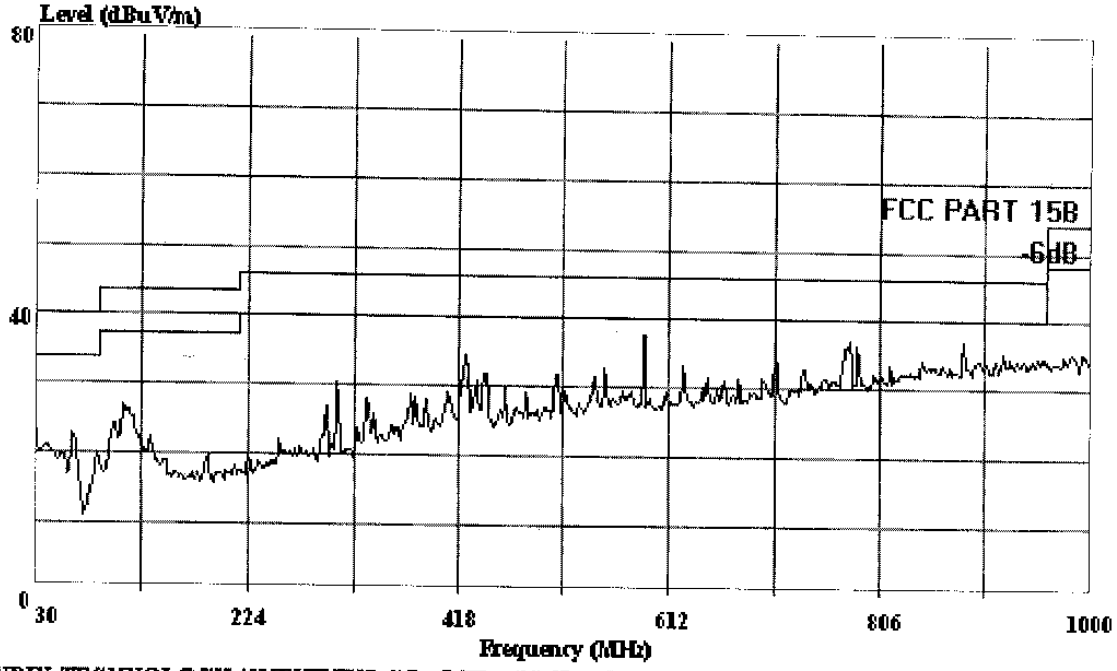

AUDIX TECHNOLOGY (SHENZHEN) CO., LTD. (3# Chamber)

Trace: Ref Trace:

Condition: FCC PART 15B 3m 2598FACTOR VERTICAL
EUT : Wireless Controller for PS2
M/N : S619
Power : DC 8V(via PS2)
Test Engineer: Richzhy
Test Comment: Temp:24''C Humi:56%
Memo : Host CH39 Tx

AUDIX TECHNOLOGY (SHENZHEN) CO., LTD.
Shenzhen Science & Ind. Park
Tel: 0755-26639495~7
Fax: 0755-26632877

Data#: 106 File#: Berway.EMI Date: 2004-02-18 Time: 21:55:59

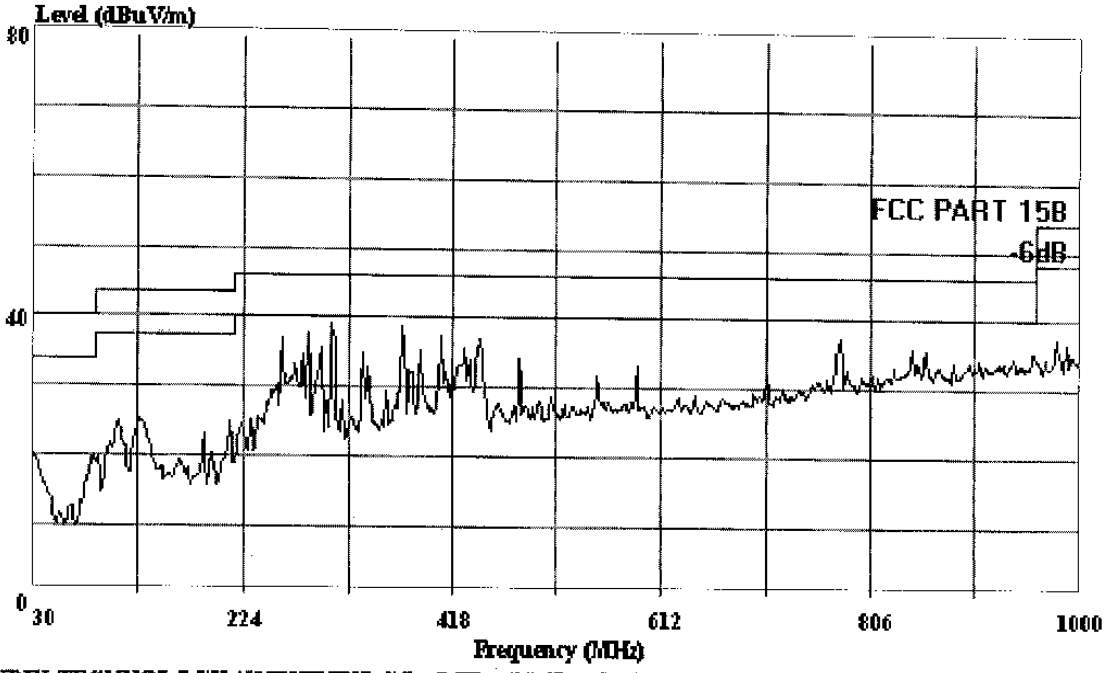

Trace: Ref Trace:

Condition: FCC PART 15B 3m 2598FACTOR HORIZONTAL
EUT : Wireless Controller for PS2
M/N : S619
Power : DC 8V(via PS2)
Test Engineer: Richzhy
Test Comment: Temp:24''C Humi:56%
Memo : Host CH79 Tx

AUDIX TECHNOLOGY (SHENZHEN) CO., LTD.
Shenzhen Science & Tnd. Park
Tel: 0755-26639495~7
Fax: 0755-26632877

Data#: 105 File#: Berway.EMI Date: 2004-02-18 Time: 21:53:57

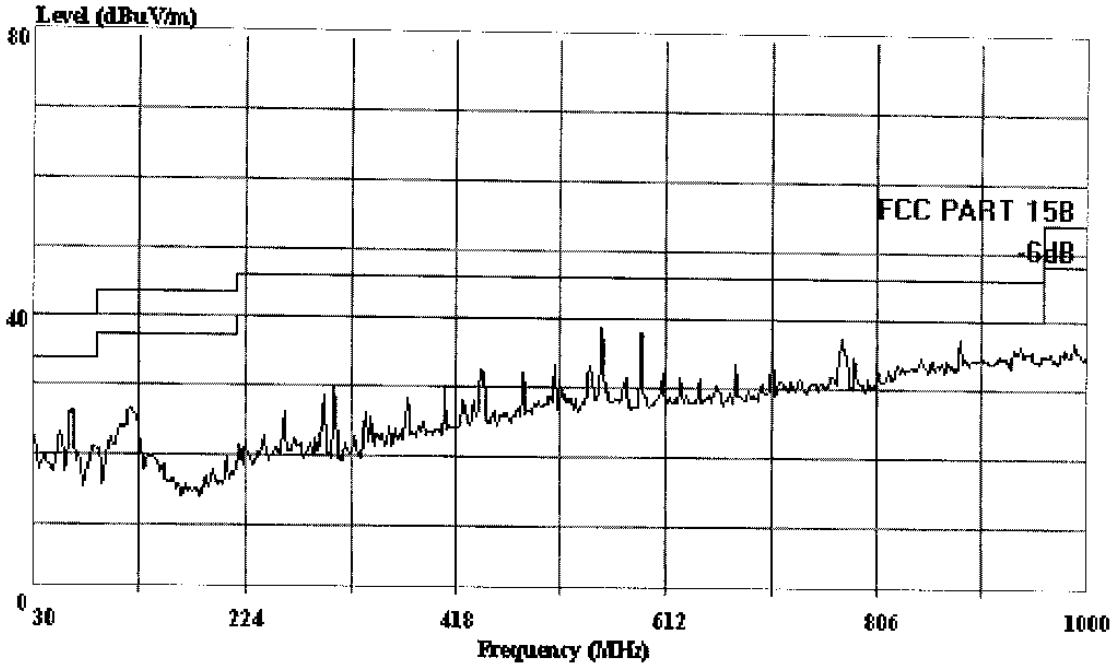

AUDIX TECHNOLOGY (SHENZHEN) CO., LTD. (3# Chamber)

Trace: Ref Trace:

Condition: FCC PART 15B 3m 2598FACTOR VERTICAL
EUT : Wireless Controller for PS2
M/N : S619
Power : DC 8V(via PS2)
Test Engineer: Richzhy
Test Comment: Temp:24''C Humi:56%
Memo : Host CH79 Tx

AUDIX TECHNOLOGY (SHENZHEN) CO., LTD.
Shenzhen Science & Ind. Park
Tel: 0755-26639495~7
Fax: 0755-26632877

Data#: 120 File#: Berway.EMI Date: 2004-02-18 Time: 22:50:22

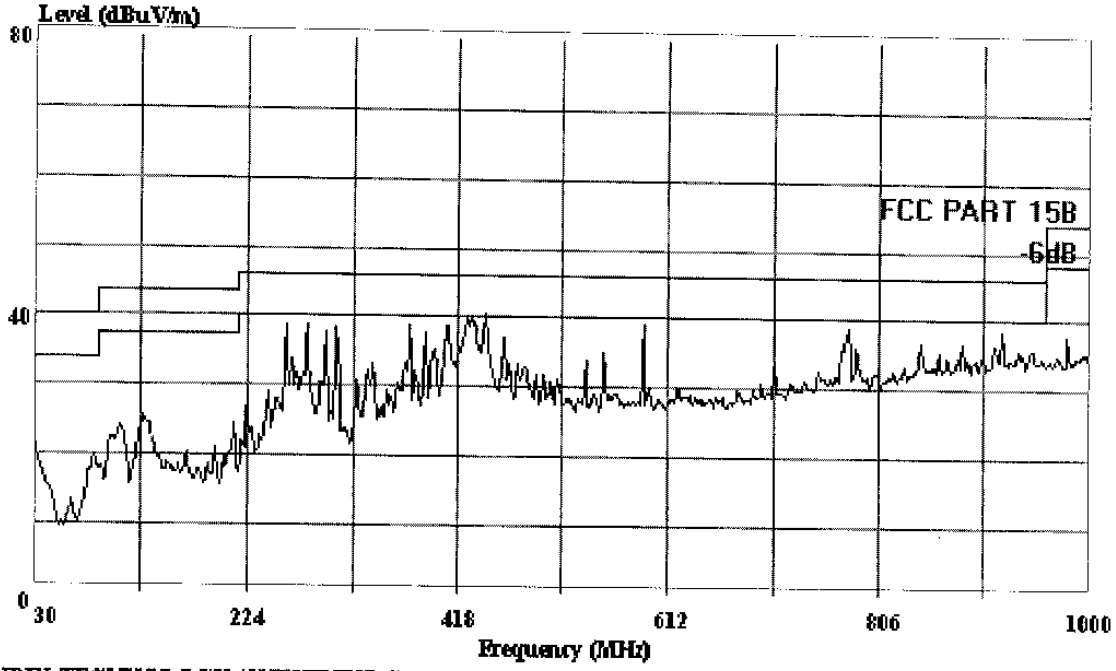

AUDIX TECHNOLOGY (SHENZHEN) CO., LTD. (3# Chamber)

Trace: Ref Trace:

Condition: FCC PART 15B 3m 2598FACTOR HORIZONTAL
EUT : Wireless Controller for PS2
M/N : S619
Power : DC 8V(via PS2)
Test Engineer: Richzhy
Test Comment: Temp:24''C Humi:56%
Memo : Host CH0 Rx

AUDIX TECHNOLOGY (SHENZHEN) CO., LTD.
Shenzhen Science & Ind. Park
Tel: 0755-26639495~7
Fax: 0755-26632877

Data#: 119 File#: Berway.EMI Date: 2004-02-18 Time: 22:45:33

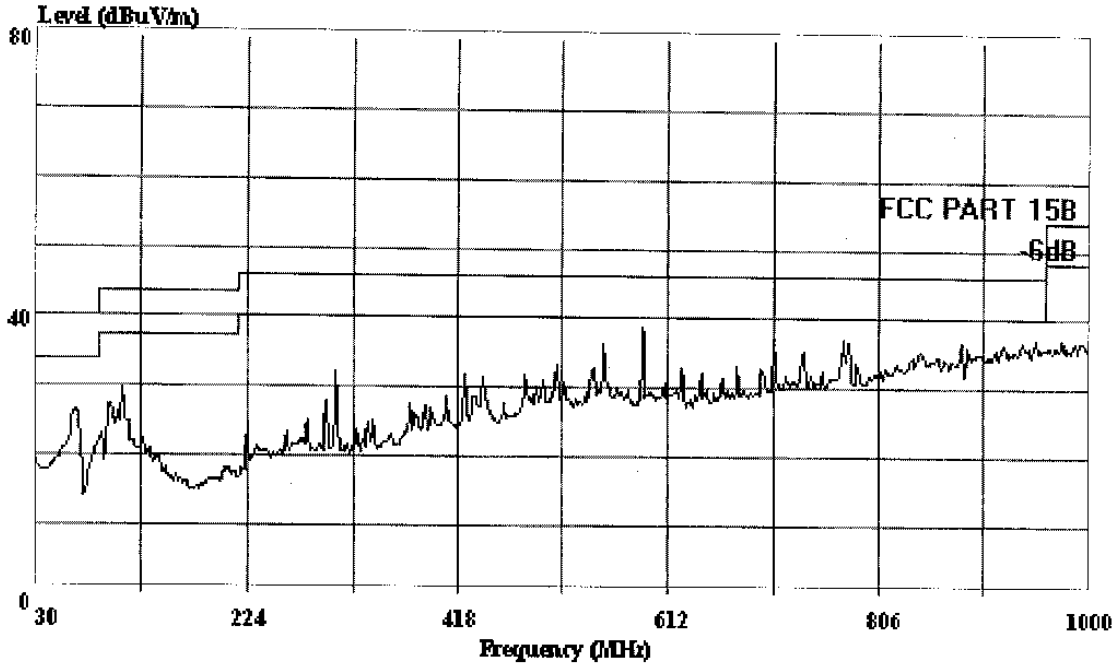

AUDIX TECHNOLOGY (SHENZHEN) CO., LTD. (3# Chamber)

Trace: Ref Trace:

Condition: FCC PART 15B 3m 2598FACTOR VERTICAL
EUT : Wireless Controller for PS2
M/N : S619
Power : DC 8V(via PS2)
Test Engineer: Richzhy
Test Comment: Temp:24''C Humi:56%
Memo : Host CH0 Rx

AUDIX TECHNOLOGY (SHENZHEN) CO., LTD.
Shenzhen Science & Tnd. Park
Tel: 0755-26639495~7
Fax: 0755-26632877

Data#: 122 File#: Berway.EMI Date: 2004-02-18 Time: 22:56:22

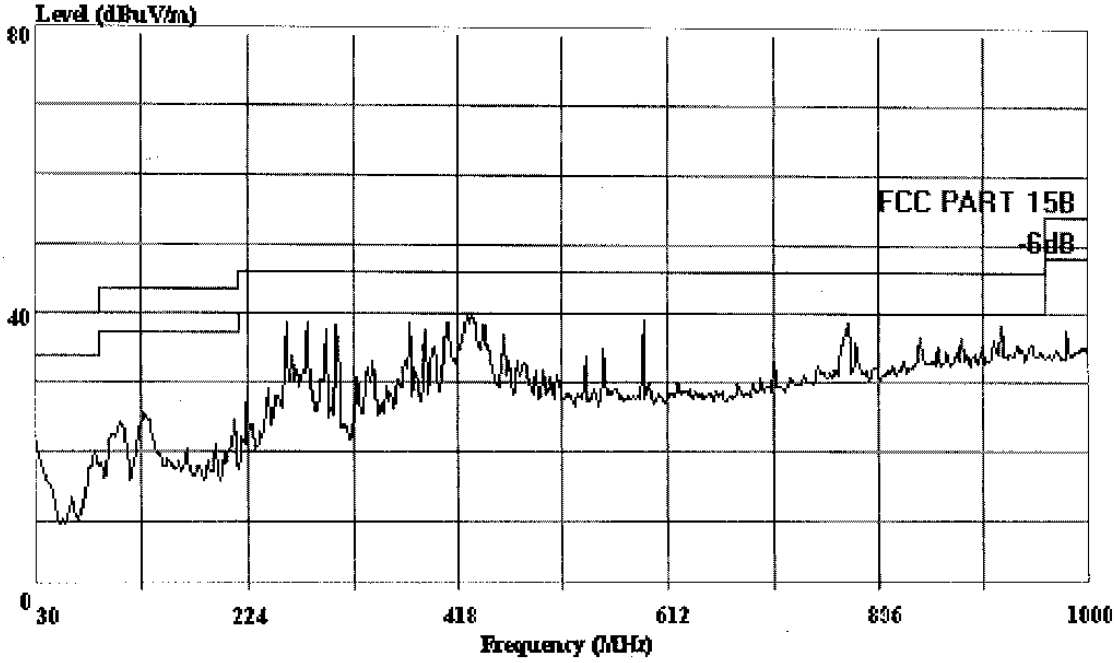

AUDIX TECHNOLOGY (SHENZHEN) CO., LTD. (3# Chamber)

Trace: Ref Trace:

Condition: FCC PART 15B 3m 2598FACTOR HORIZONTAL
EUT : Wireless Controller for PS2
M/N : S619
Power : DC 8V(via PS2)
Test Engineer: Richzhy
Test Comment: Temp:24''C Humi:56%
Memo : Host CH39 Rx

AUDIX®
AUDIX TECHNOLOGY (SHENZHEN) CO., LTD.
Shenzhen Science & Tnd. Park
Tel: 0755-26639495~7
Fax: 0755-26632877

Data#: 121 File#: Berway.EMI Date: 2004-02-18 Time: 22:53:33

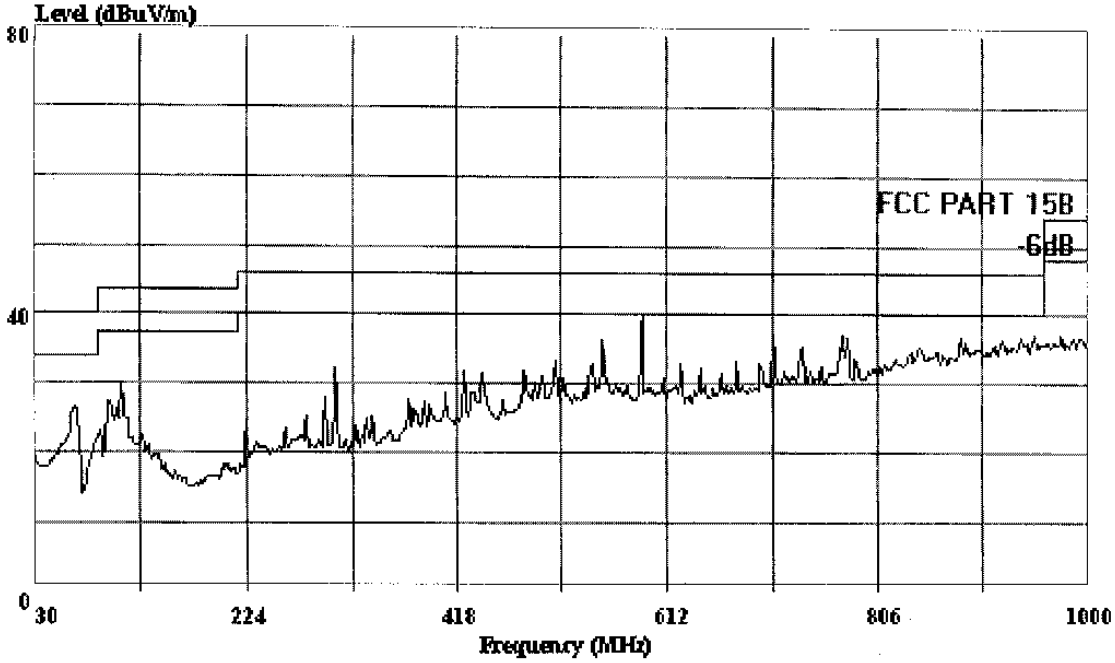

AUDIX TECHNOLOGY (SHENZHEN) CO., LTD. (3# Chamber)

Trace: Ref Trace:

Condition: FCC PART 15B 3m 2598FACTOR VERTICAL
EUT : Wireless Controller for PS2
M/N : S619
Power : DC 8V(via PS2)
Test Engineer: Richzhy
Test Comment: Temp:24''C Humi:56%
Memo : Host CH39 Rx

AUDIX TECHNOLOGY (SHENZHEN) CO., LTD.
Shenzhen Science & Ind. Park
Tel: 0755-26639495~7
Fax: 0755-26632877

Data#: 124 File#: Berway.EMI Date: 2004-02-18 Time: 23:01:22

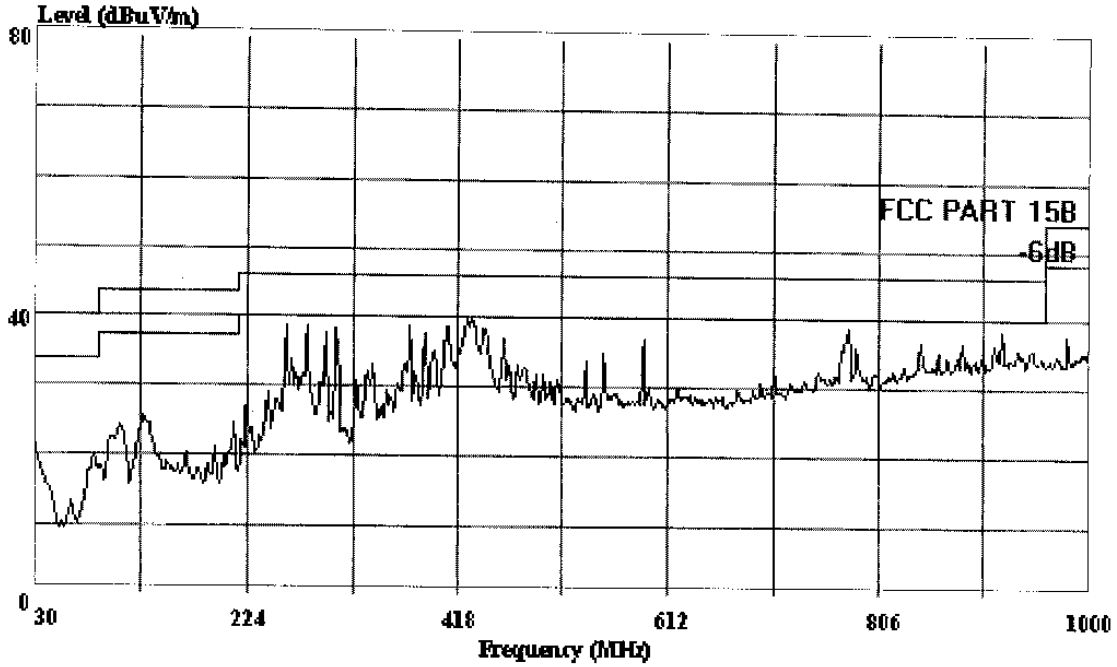

AUDIX TECHNOLOGY (SHENZHEN) CO., LTD. (3# Chamber)

Trace: Ref Trace:

Condition: FCC PART 15B 3m 2598FACTOR HORIZONTAL
EUT : Wireless Controller for PS2
M/N : S619
Power : DC 8V(via PS2)
Test Engineer: Richzhy
Test Comment: Temp:24''C Humi:56%
Memo : Host CH79 Rx

AUDIX TECHNOLOGY (SHENZHEN) CO., LTD.
Shenzhen Science & Ind. Park
Tel: 0755-26639495~7
Fax: 0755-26632877

Data#: 123 File#: Berway.EMI Date: 2004-02-18 Time: 22:58:33

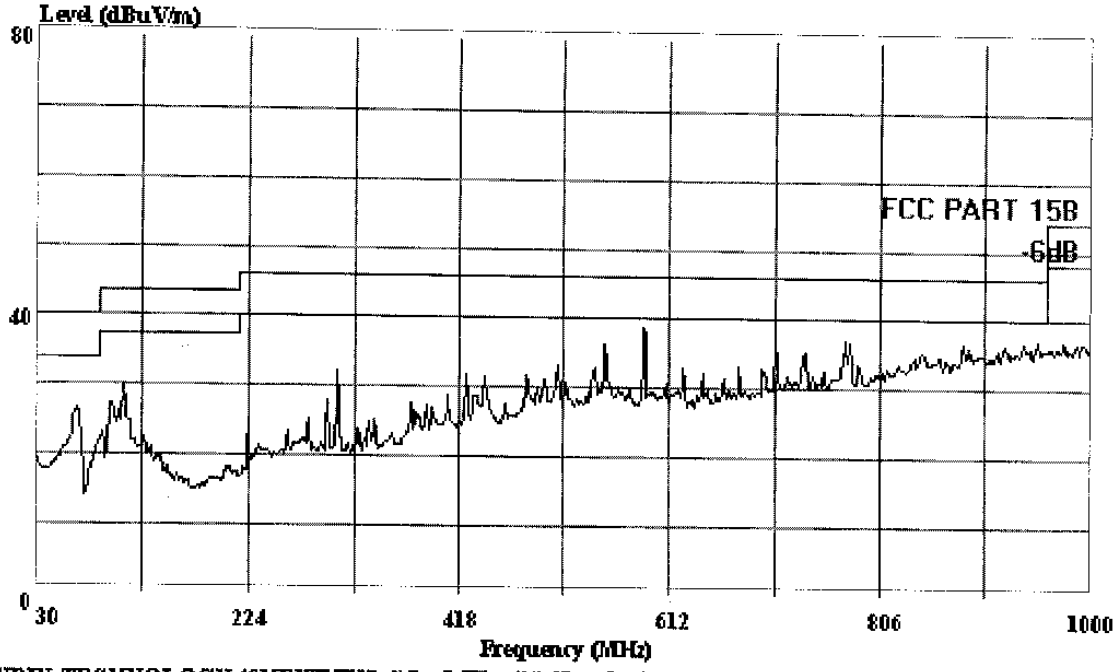

AUDIX TECHNOLOGY (SHENZHEN) CO., LTD. (3# Chamber)

Trace: Ref Trace:

Condition: FCC PART 15B 3m 2598FACTOR VERTICAL
EUT : Wireless Controller for PS2
M/N : S619
Power : DC 8V(via PS2)
Test Engineer: Richzhy
Test Comment: Temp:24''C Humi:56%
Memo : Host CH79 Rx

信華科技(深圳)有限公司
AUDIX Technology (Shenzhen) Co., Ltd.

No. 6, Ke Feng Road, Block 52,
Shenzhen Science & Industry Park
Nantou, Shenzhen, Guangdong, China
Tel:+86-755-26639496 Fax:+86-755-26632877

Data#: 3 File#: C:\EMI TEST DATA\B\Berway.EMI

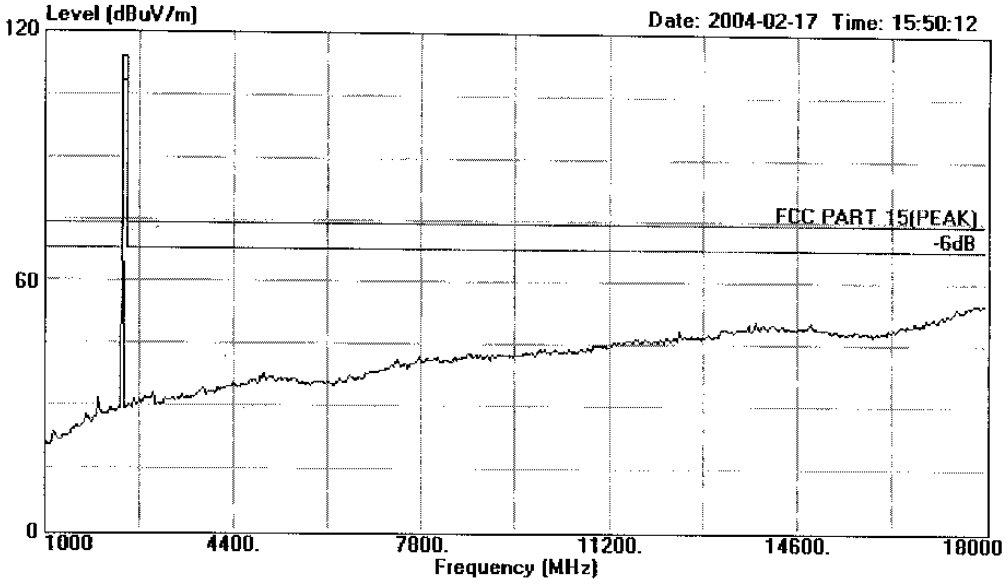

Site : 1# Chamber
Condition : FCC PART 15(PEAK) 3m 311SFACTOR HORIZONTAL
EUT : Wireless Controller for PS2
M/N : S619
Power : DC 8V (via PS2)
Test Engineer : Richzhy
Memo : Host CH0 Tx
Test comment : Temp:23°C Humi:54%

信華科技(深圳)有限公司
AUDIX Technology (Shenzhen) Co.,Ltd.

No. 6, Ke Feng Road, Block 52,
Shenzhen Science & Industry Park
Nantou, Shenzhen, Guangdong, China
Tel:+86-755-26639496 Fax:+86-755-26632877

Data#: 4 File#: C:\EMI TEST DATA\B\Berway.EMI

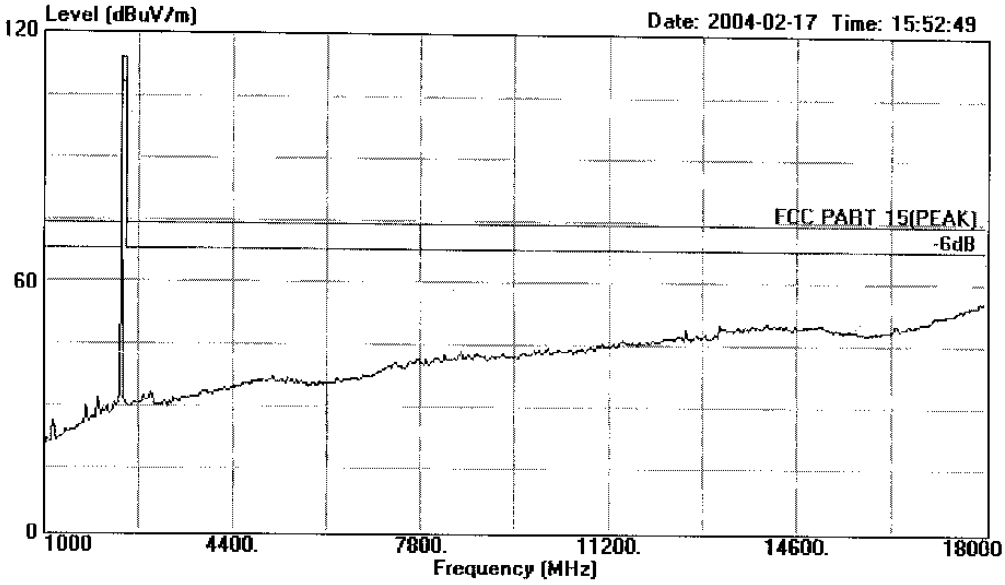

Site : 1# Chamber
Condition : FCC PART 15(PEAK) 3m 3115FACTOR VERTICAL
EUT : Wireless Controller for PS2
M/N : S619
Power : DC 8V (via PS2)
Test Engineer : Richzhy
Memo : Host CH0 Tx
Test comment : Temp:23"C Humi:54%

信華科技(深圳)有限公司
AUDIX Technology (Shenzhen) Co., Ltd.

No. 6, Ke Feng Road, Block 52,
Shenzhen Science & Industry Park
Nantou, Shenzhen, Guangdong, China
Tel:+86-755-26639496 Fax:+86-755-26632877

Data#: 1 File#: C:\EMI TEST DATA\B\Berway.EMI

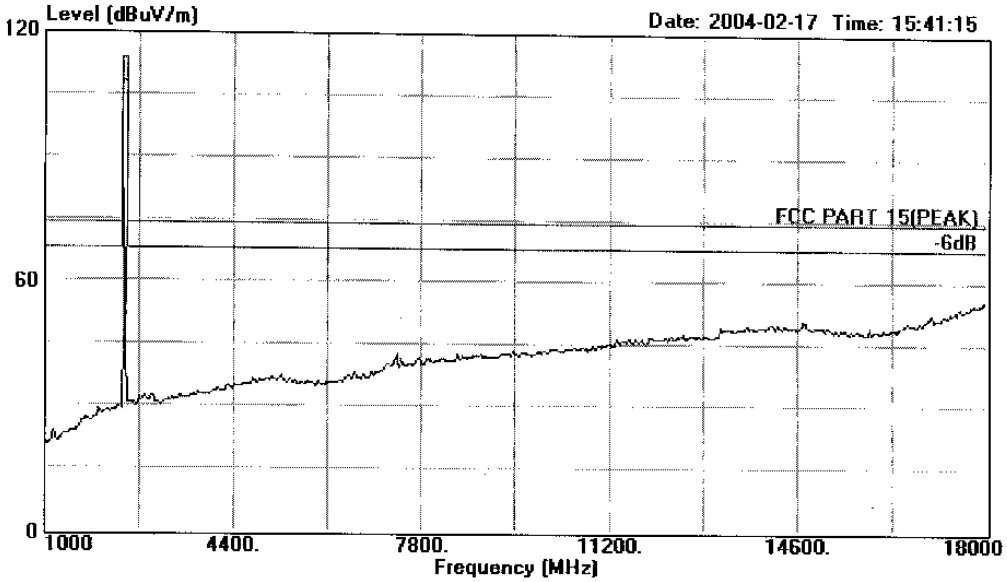

Site : 1# Chamber
Condition : FCC PART 15(PEAK) 3m 3115FACTOR HORIZONTAL
EUT : Wireless Controller for PS2
M/N : S619
Power : DC 8V (via PS2)
Test Engineer : Richzhy
Memo : Host CH39 Tx
Test comment : Temp:23°C Humi:54%

信華科技(深圳)有限公司
AUDIX Technology (Shenzhen) Co.,Ltd.

No. 6, Ke Feng Road, Block 52,
Shenzhen Science & Industry Park
Nantou, Shenzhen, Guangdong, China
Tel:+86-755-26639496 Fax:+86-755-26632877

Data#: 2 File#: C:\EMI TEST DATA\B\Berway.EMI

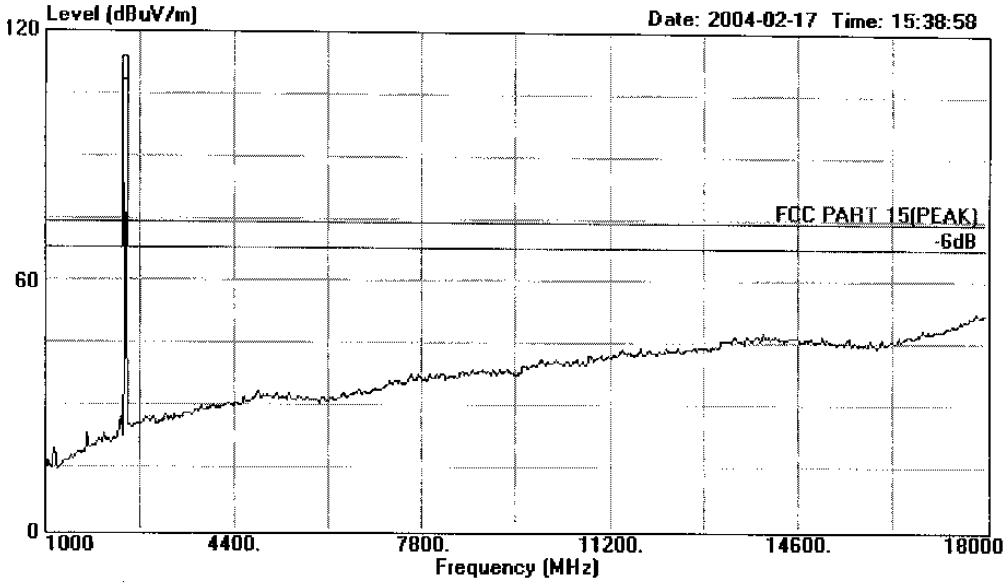

Site : 1# Chamber
Condition : FCC PART 15(PEAK) 3m 3115FACTOR VERTICAL
EUT : Wireless Controller for PS2
M/N : S619
Power : DC 6V (via PS2)
Test Engineer : Richzhy
Memo : Host CH39 Tx
Test comment : Temp:23"C Humi:54%

信華科技(深圳)有限公司
AUDIX Technology (Shenzhen) Co., Ltd.

No. 6, Ke Feng Road, Block 52,
Shenzhen Science & Industry Park
Nantou, Shenzhen, Guangdong, China
Tel:+86-755-26639496 Fax:+86-755-26632877

Data#: 6 File#: C:\EMI TEST DATA\B\Berway.EMI

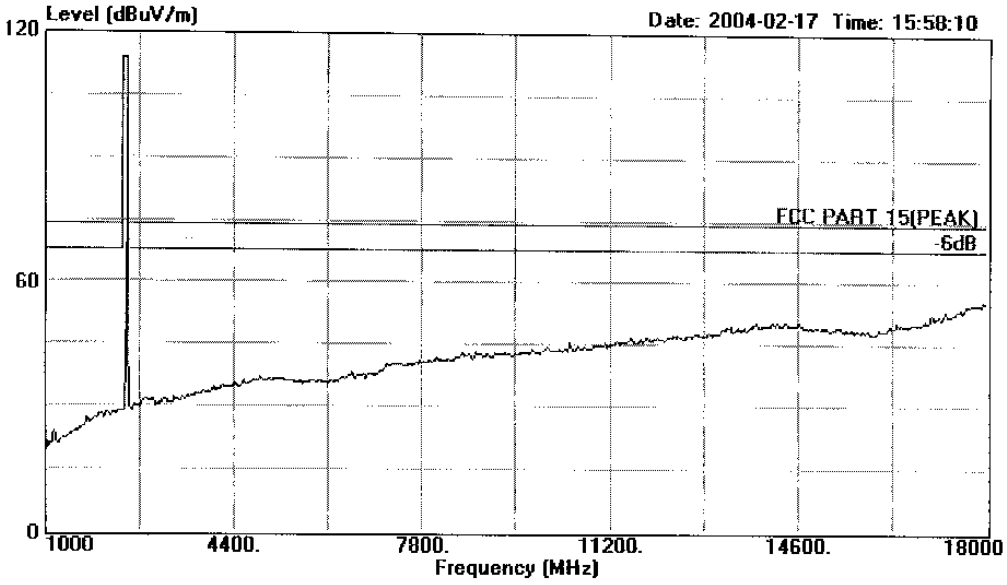

Site : 1# Chamber
Condition : FCC PART 15(PEAK) 3m 3115FACTOR HORIZONTAL
EUT : Wireless Controller for PS2
M/N : S619
Power : DC 8V (via PS2)
Test Engineer : Richzhy
Memo : Host CH79 Tx
Test comment : Temp:23"C Humi:54%

信華科技(深圳)有限公司
AUDIX Technology (Shenzhen) Co.,Ltd.

No. 6, Ke Feng Road, Block 52,
Shenzhen Science & Industry Park
Nantou, Shenzhen, Guangdong, China
Tel:+86-755-26639496 Fax:+86-755-26632877

Data#: 5 File#: C:\EMI TEST DATA\B\Berway.EMI

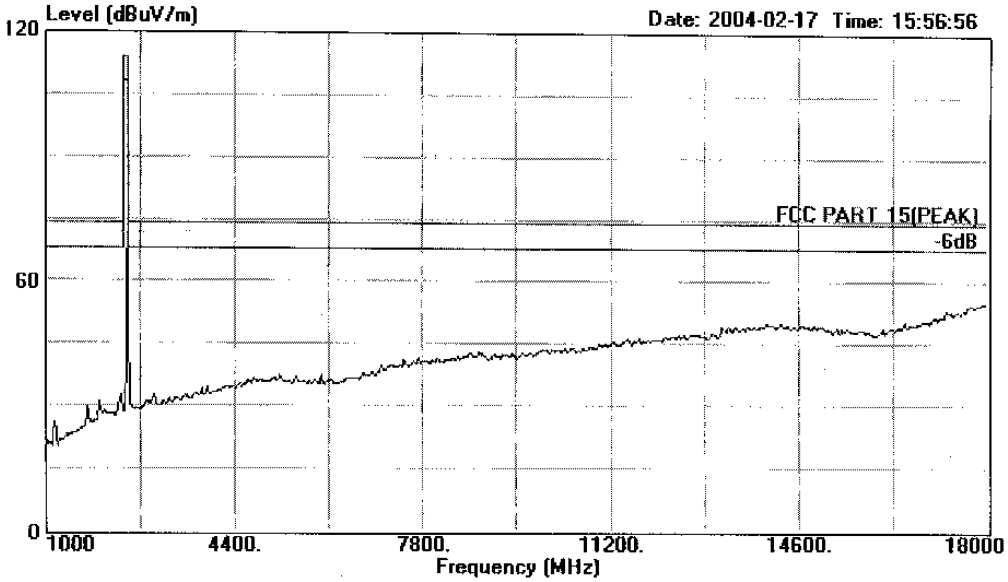

Site : 1# Chamber
Condition : FCC PART 15(PEAK) 3m 3115FACTOR VERTICAL
EUT : Wireless Controller for PS2
M/N : S619
Power : DC 8V (via PS2)
Test Engineer : Richzhy
Memo : Host CH79 Tx
Test comment : Temp:23"C Humi:54%

信華科技(深圳)有限公司
AUDIX Technology (Shenzhen) Co., Ltd.

No. 6, Ke Feng Road, Block 52,
Shenzhen Science & Industry Park
Nantou, Shenzhen, Guangdong, China
Tel:+86-755-26639496 Fax:+86-755-26632877

Data#: 36 File#: C:\EMI TEST DATA\B\Berway.EMI

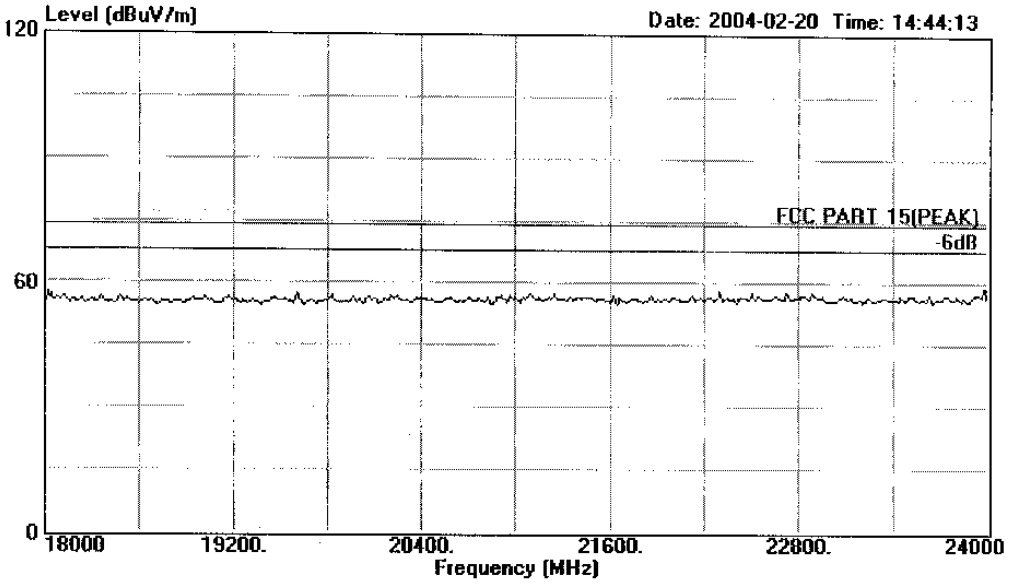

Site : 1# Chamber
Condition : FCC PART 15(PEAK) 3m 3115FACTOR HORIZONTAL
EUT : Wireless Controller for PS2
M/N : S619
Power : DC 8V (via PS2)
Test Engineer : Richzhy
Memo : Host CH0 Tx
Test comment : Temp:23"C Humi:54%

信華科技(深圳)有限公司
AUDIX Technology (Shenzhen) Co., Ltd.

No. 6, Ke Feng Road, Block 52,
Shenzhen Science & Industry Park
Nantou, Shenzhen, Guangdong, China
Tel:+86-755-26639496 Fax:+86-755-26632877

Data#: 37 File#: C:\EMI TEST DATA\B\Berway.EMI

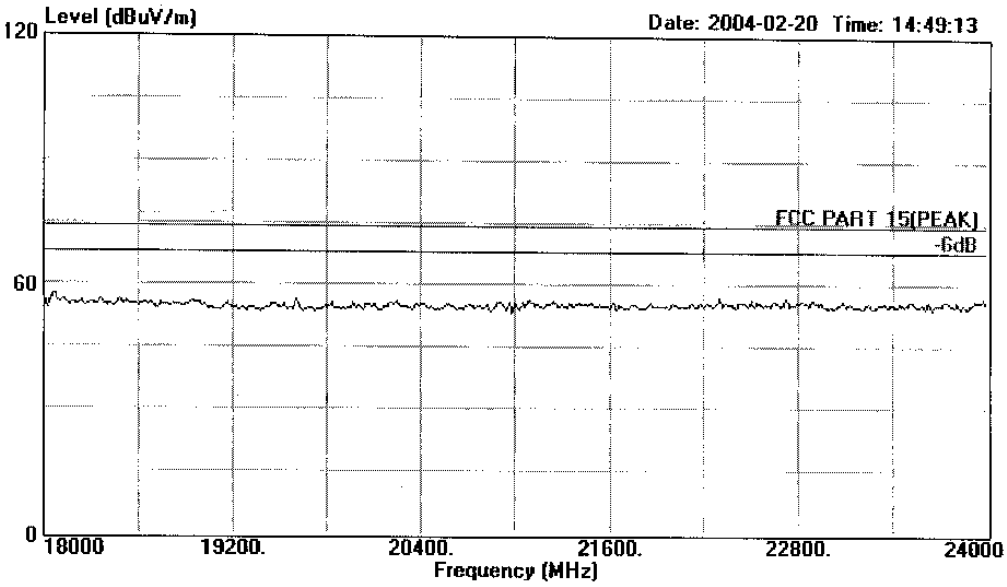

Site : 1# Chamber
Condition : FCC PART 15(PEAK) 3m 3115FACTOR VERTICAL
EUT : Wireless Controller for PS2
M/N : S619
Power : DC 6V (via PS2)
Test Engineer : Richzhy
Memo : Host CH0 Tx
Test comment : Temp:23"C Humi:54%

信華科技(深圳)有限公司
AUDIX Technology (Shenzhen) Co., Ltd.

No. 6, Ke Feng Road, Block 52,
Shenzhen Science & Industry Park
Nantou, Shenzhen, Guangdong, China
Tel:+86-755-26639496 Fax:+86-755-26632877

Data#: 32 File#: C:\EMI TEST DATA\B\Berway.EMI

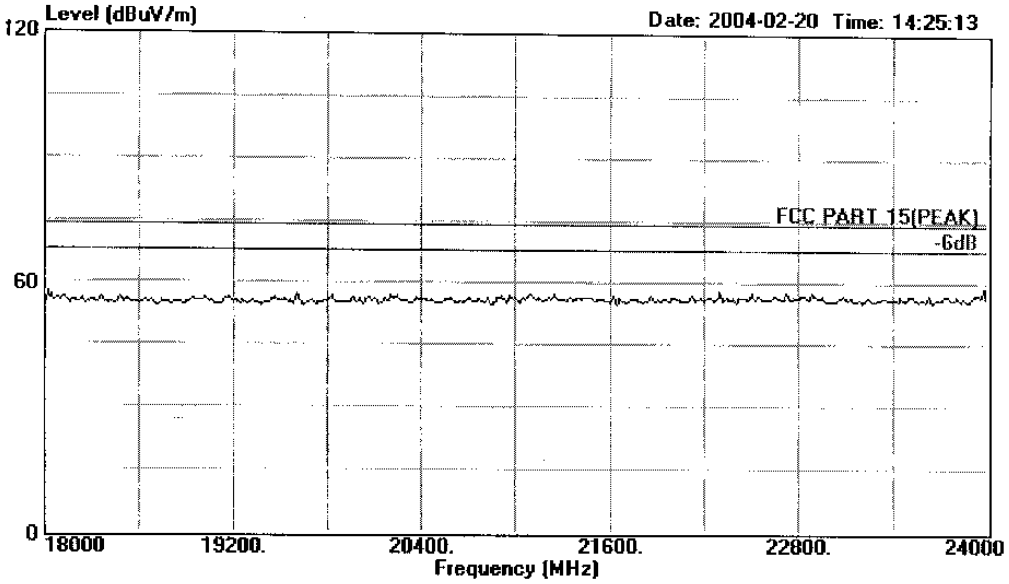

Site : 1# Chamber
Condition : FCC PART 15(PEAK) 3m 311SFACTOR HORIZONTAL
EUT : Wireless Controller for PS2
M/N : S619
Power : DC 8V (via PS2)
Test Engineer : Richzhy
Memo : Host CH39 Tx
Test comment : Temp:23"C Humi:54%

信華科技(深圳)有限公司
AUDIX Technology (Shenzhen) Co.,Ltd.
No. 6, Ke Feng Road, Block 52,
Shenzhen Science & Industry Park
Nantou, Shenzhen, Guangdong, China
Tel:+86-755-26639496 Fax:+86-755-26632877

Data#: 33 File#: C:\EMI TEST DATA\B\Berway.EMI

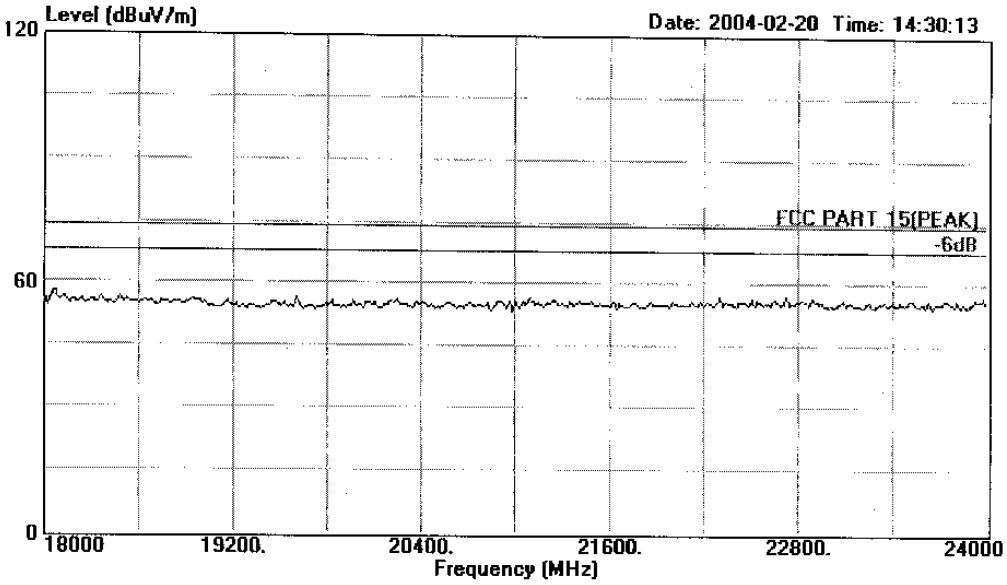

Site : 1# Chamber
Condition : FCC PART 15(PEAK) 3m 3115FACTOR VERTICAL
EUT : Wireless Controller for PS2
M/N : S619
Power : DC 8V (via PS2)
Test Engineer : Richzhy
Memo : Host CH39 Tx
Test comment : Temp:23"C Humi:54%

信華科技(深圳)有限公司
AUDIX Technology (Shenzhen) Co., Ltd.
No. 6, Ke Feng Road, Block 52,
Shenzhen Science & Industry Park
Nantou, Shenzhen, Guangdong, China
Tel:+86-755-26639496 Fax:+86-755-26632877

Data#: 34 File#: C:\EMI TEST DATA\B\Berway.EMI

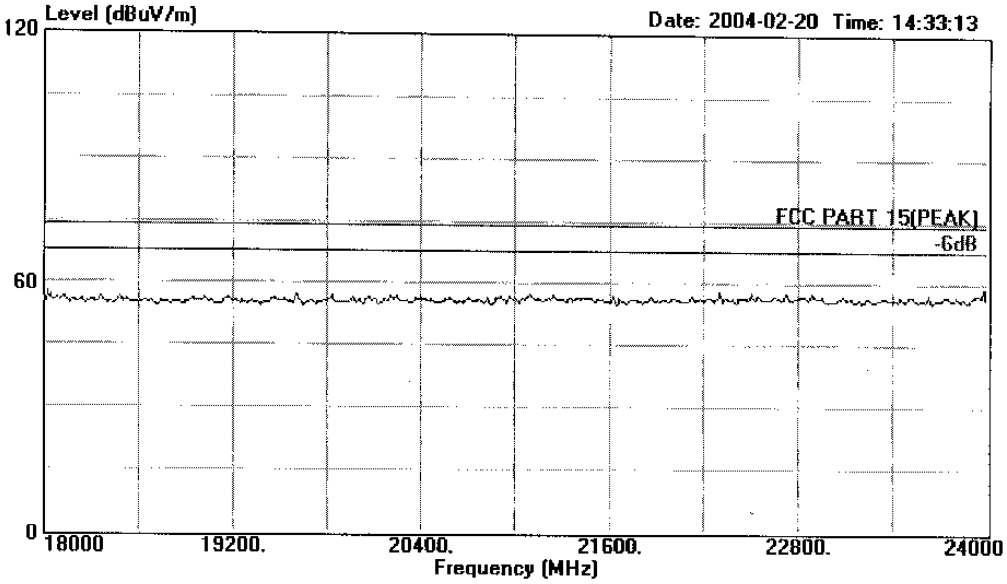

Site : 1# Chamber
Condition : FCC PART 15(PEAK) 3m 3115FACTOR HORIZONTAL
EUT : Wireless Controller for PS2
M/N : S619
Power : DC 8V (via PS2)
Test Engineer : Richzhy
Memo : Host CH79 Tx
Test comment : Temp:23"C Humi:54%

信華科技(深圳)有限公司
AUDIX Technology (Shenzhen) Co., Ltd.

No. 6, Ke Feng Road, Block 52,
Shenzhen Science & Industry Park
Nantou, Shenzhen, Guangdong, China
Tel:+86-755-26639496 Fax:+86-755-26632677

Data#: 35 File#: C:\EMI TEST DATA\B\Berway.EMI

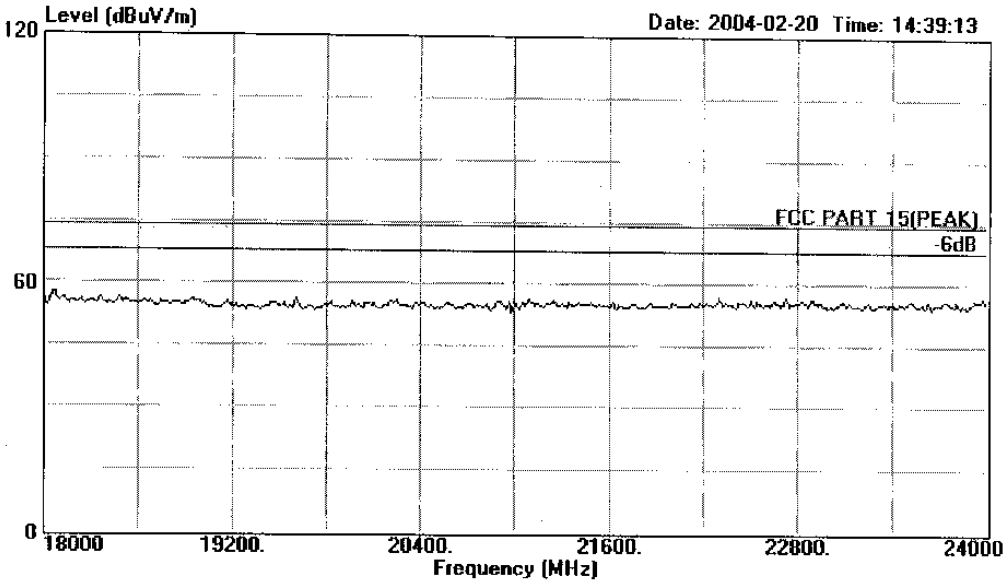

Site : 1# Chamber
Condition : FCC PART 15(PEAK) 3m 3115FACTOR VERTICAL
EUT : Wireless Controller for PS2
M/N : S619
Power : DC 8V (via PS2)
Test Engineer : Richzhy
Memo : Host CH79 Tx
Test comment : Temp:23"C Humi:54%