SPECIFICATION

ShenzhenStrongpowerCommunicationCo.

SPECIFICATION

Customer	Horn	Frequency Band	2.4G：2400MHz-2480MHz
Model	GW170		
Serial No		Workmanship	FPC+Wire Bonding
RF designer	He Yibai	Structural engineer	Peng Yaohui
Technical director	Fu Yicheng	Date	2025.04.10

Confirm by customer：

Index

1、Test environment……3
1. Test system…… ……....3
2. Test instrument……..……4
2、Passive test data….. …….....5
1. S11 parameter….. ……...…….....5
2. Efficiency&gain …….....……...5
3. Directional diagram …….....……..6
3、Active test data……...…….....7
1. TRP&TIS testing….. ……....7
4、Antenna matching circuit…….....…...….....…….....7
5、Environmental treatment…….....…….....7
6、Engineering drawing……..……...7
1. Antenna 2D specification drawing…….….....8

保 密 要 求

深圳市瑞强通信有限公司已拥有专有技术所提供的资料，这些专有资料应严加保密，在未经深圳市瑞强通信技术有限公司事先书面同意的时不允许透露给任何人或公司。

1. Test environment

1.Test system



SUNYIELD测试系统



ATS-300L测试系统



广屏测试系统



Satimo测试系统

保 密 要 求

深圳市瑞强通信有限公司已拥有专有技术所提供的资料，这些专有资料应严加保密，在未经深圳市瑞强通信技术有限公司事先书面同意的时不允许透露给任何人或公司。

2. Test instrument

保 密 要 求

深圳市瑞强通信有限公司已拥有专有技术所提供的资料，这些专有资料应严加保密，在未经深圳市瑞强通信技术有限公司事先书面同意的时不允许透露给任何人或公司。

2. Passive test data

1.S11 parameter

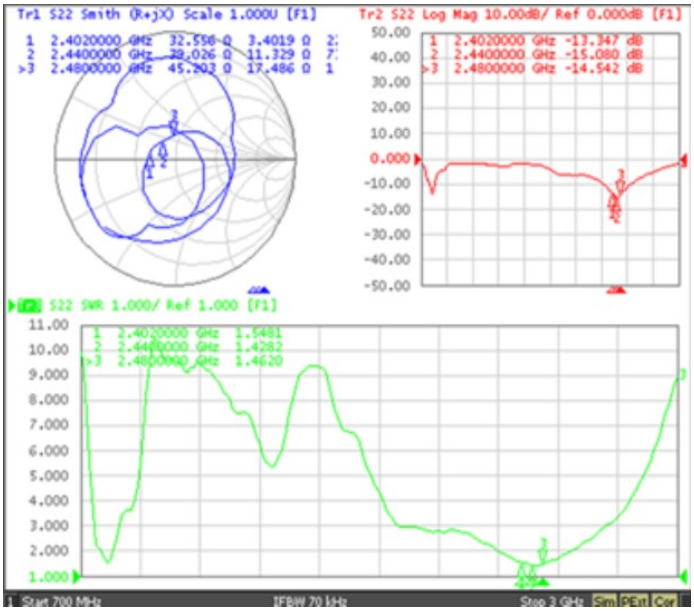

2. Efficiency&Gain

Frequency /Mhz	Efficiency / %	Efficiency / dB	MaxGain/ dBi
2400	49.89	-3.02	2.37
2410	50.23	-2.99	2.28
2420	52.12	-2.83	2.45
2430	51.76	-2.86	2.37
2440	53.95	-2.68	2.68
2450	55.21	-2.58	2.74
2460	57.02	-2.44	3.14
2470	57.15	-2.43	3.11
2480	59.57	-2.25	3.48
AVG	54.10	-3.02	2.74

保 密 要 求

深圳市瑞强通信有限公司已拥有专有技术所提供的资料，这些专有资料应严加保密，在未经深圳市瑞强通信技术有限公司事先书面同意的时不允许透露给任何人或公司。

3. Directional diagram

Pin 0

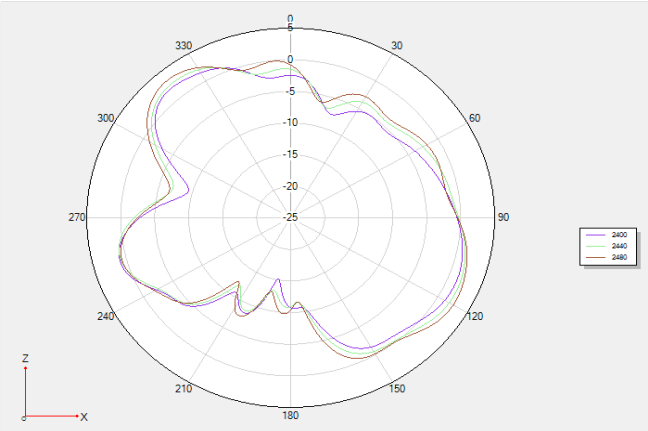

Pin 90

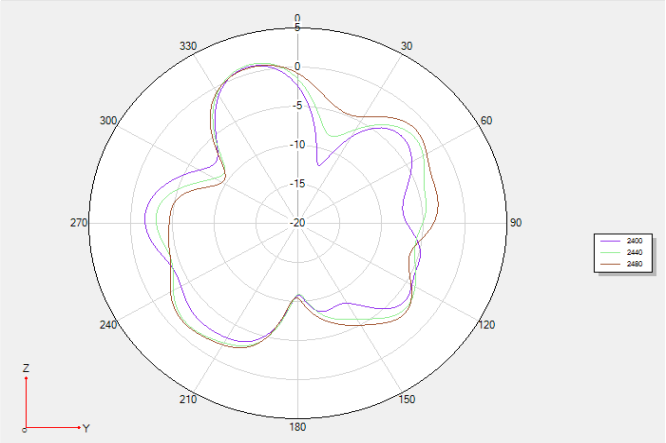

Thera 90

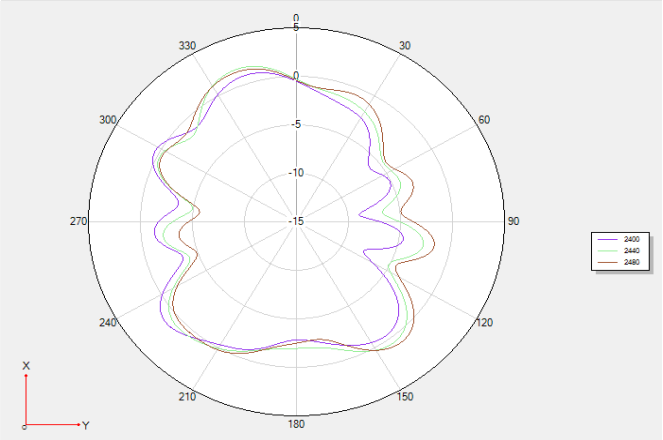

保 密 要 求

深圳市瑞强通信有限公司已拥有专有技术所提供的资料，这些专有资料应严加保密，在未经深圳市瑞强通信技术有限公司事先书面同意的时不允许透露给任何人或公司。

3. Active test data

1.TRP&TIS

2.4G (Free Space)

Channel CH	TRP (dBm)	TIS (dBm
0	6.89	-93.25
39	6.94	-93.28
78	7.38	-93.56

4.Matching circuit

Element	E1	E2	E3
Value	NC	0Ω	NC

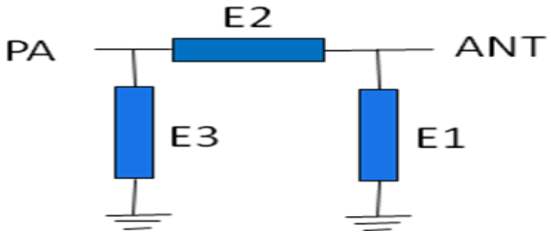

5. Environmental treatment

Nothing

6: Engineering drawing

(See next page)

保 密 要 求

深圳市瑞强通信有限公司已拥有专有技术所提供的资料，这些专有资料应严加保密，在未经深圳市瑞强通信技术有限公司事先书面同意的时不允许透露给任何人或公司。

由 Autodesk 教育版产品制作

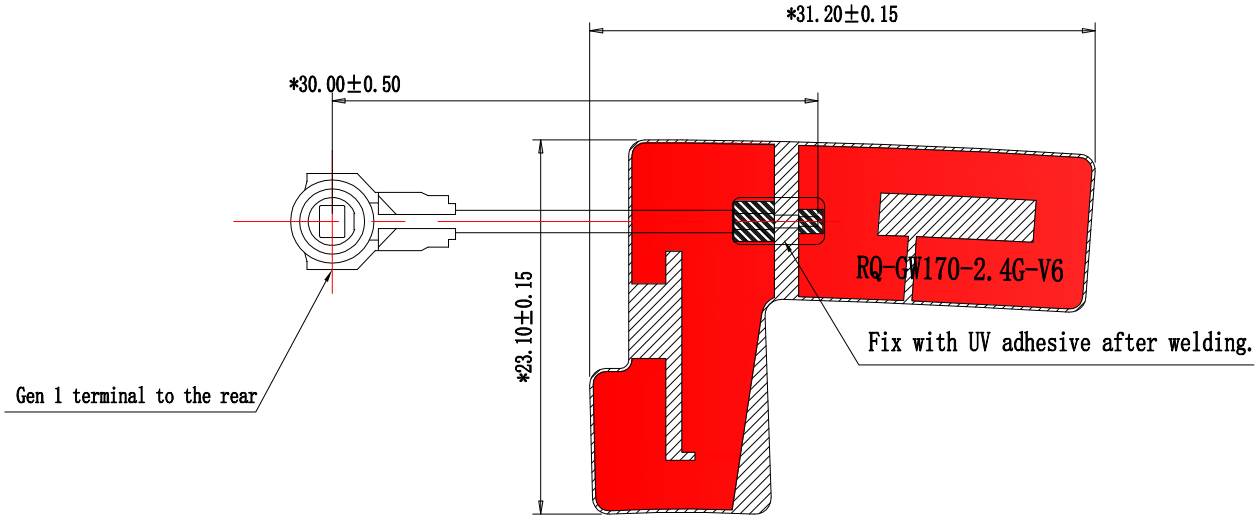

NOTES

1. Dimensions marked in this drawing are mandatory inspection items for IQC.
2. All components shall be assembled firmly and reliably; good electrical contact performance of the finished product must be ensured.
3. Products shall be packaged in fixed quantities as required, with no obvious extrusion deformation or similar defects during transportation.
4. Material and process requirements shall not be arbitrarily changed without confirmation from RQ.
5. Halogen-free requirement and RoHS 2.0 compliance required.
6. Dimensions marked with * are key dimensions. For unmarked tolerances, inspect in accordance with Class B tolerances.

Note: This drawing is issued by Shenzhen Ruiqiang Communication Co., Ltd., and no one is allowed to copy, alter or take away from the company without permission.

Date	Revise the contents	Version	Revisions

Professional RF Solution Provider

ShenzhenStrongpowerCommunicationCo.

0~10	±0.10	○	0.02
10~20	±0.12	◎	⌀0.03
20~40	±0.15	⊥	0.02
40~50	±0.20	▱	0.04
	B	⌓	0.02
	location		

Models	GW170	Date	2026.03.25
Product name	GW170-2.4G-ASM	Design	
Part number		Examine	
Material	PI		
Die face treatment		Comfirm	
Appearance treatment		Unite	mm

FIT version V6

由 Autodesk 教育版产品制作