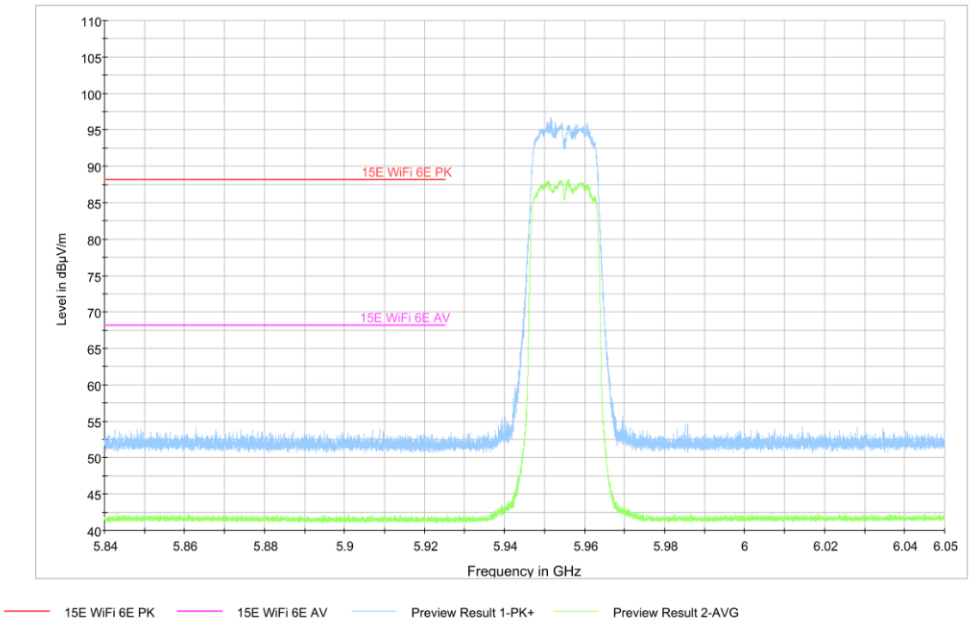

Fig.194 Band Edges (802.11a, 5955MHz)

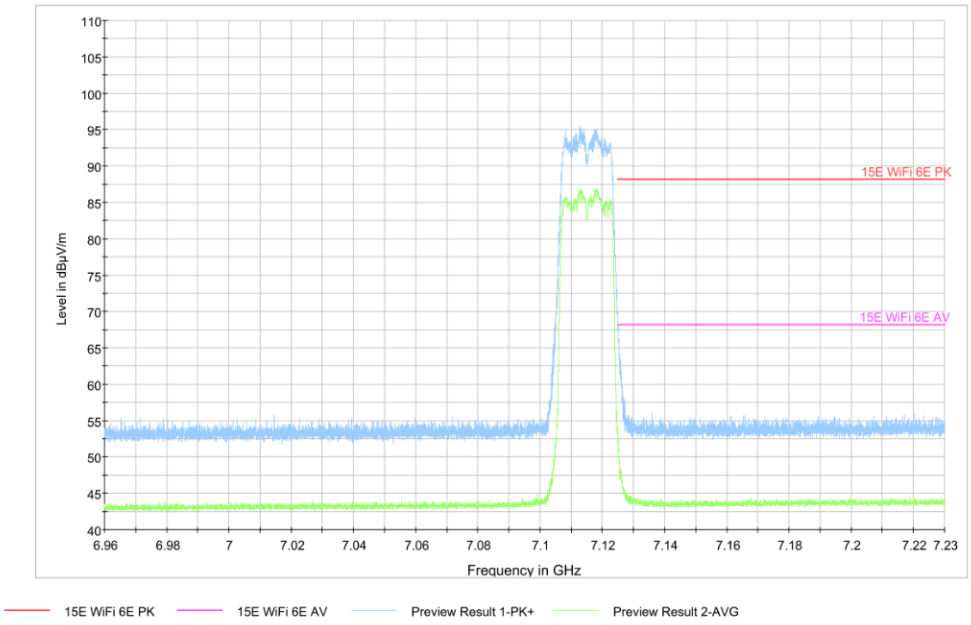

Fig.195 Band Edges (802.11a, 7115MHz)

©Copyright. All rights reserved by CTTL.

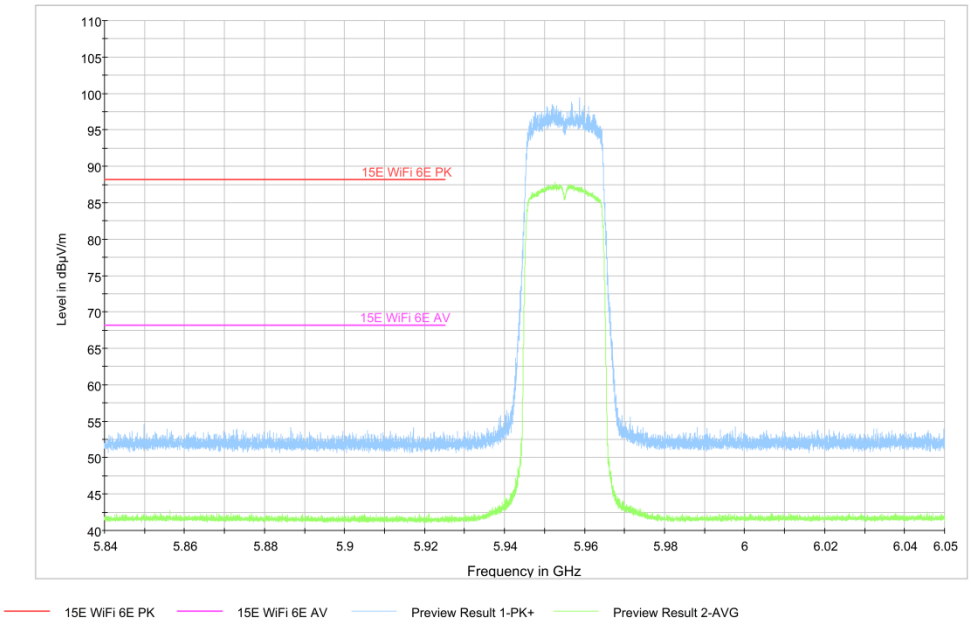

Fig.196 Band Edges (802.11ax VHT-20, 5955MHz)

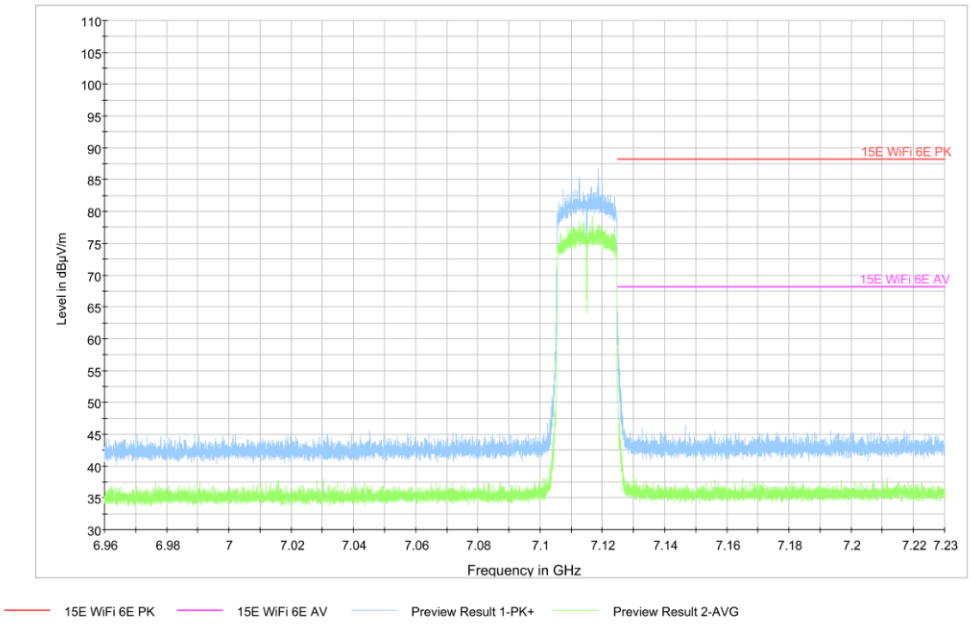

Fig.197 Band Edges (802.11ax VHT-20, 7115MHz)

©Copyright. All rights reserved by CTTL.

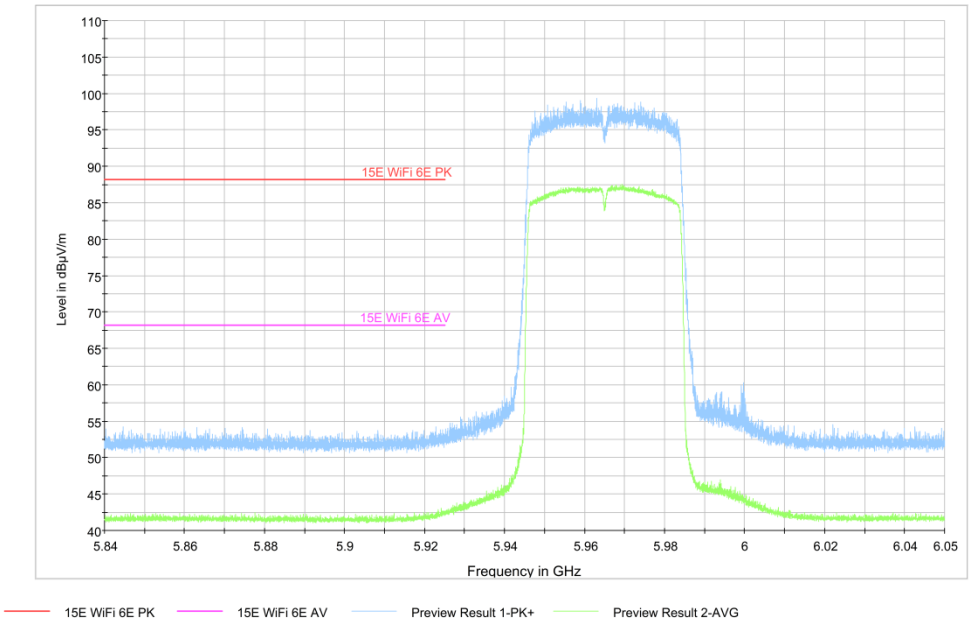

Fig.198 Band Edges (802.11ax VHT-40, 5965MHz)

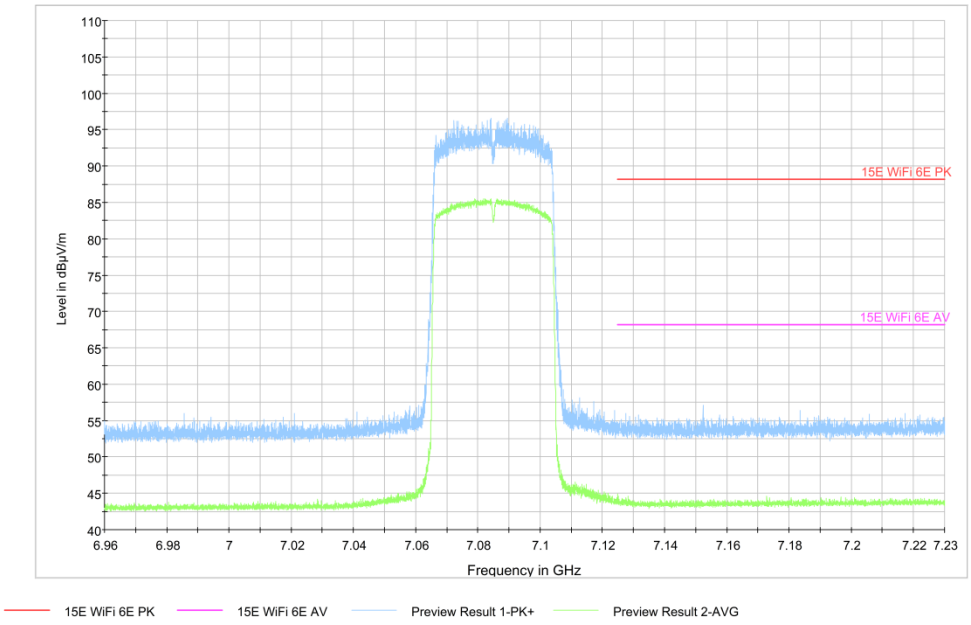

Fig.199 Band Edges (802.11ax VHT-40, 7085MHz)

©Copyright. All rights reserved by CTTL.

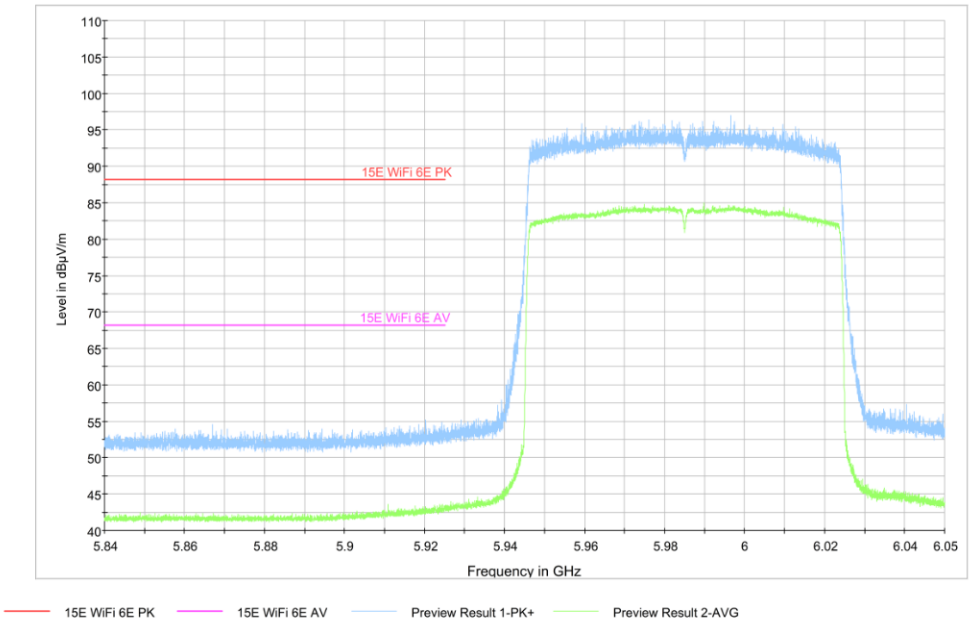

Fig.200 Band Edges (802.11ax VHT-80, 5985MHz)

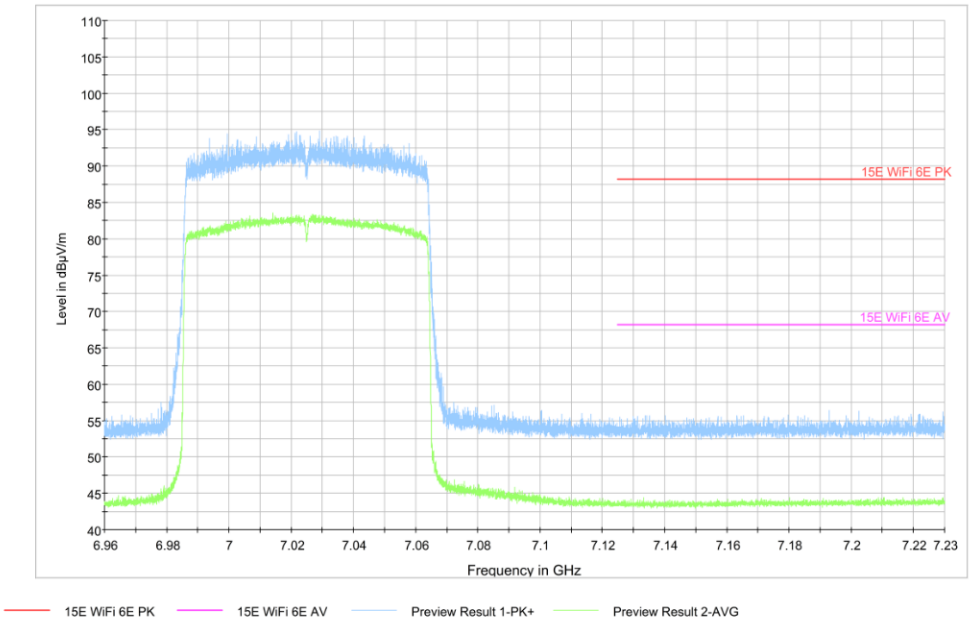

Fig.201 Band Edges (802.11ax VHT-80, 7025MHz)

©Copyright. All rights reserved by CTTL.

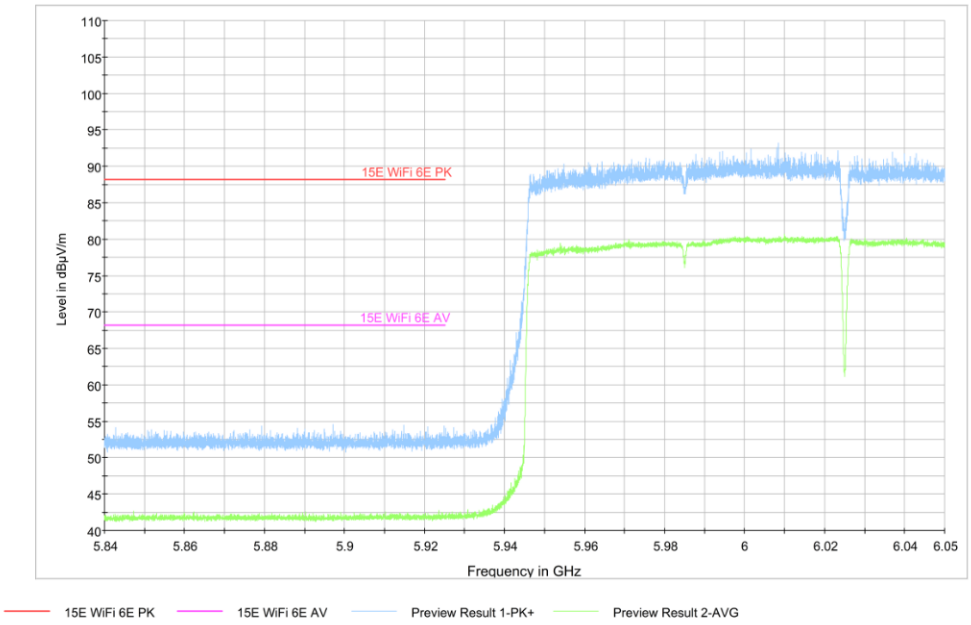

Fig.202 Band Edges (802.11ax VHT-160, 6025MHz)

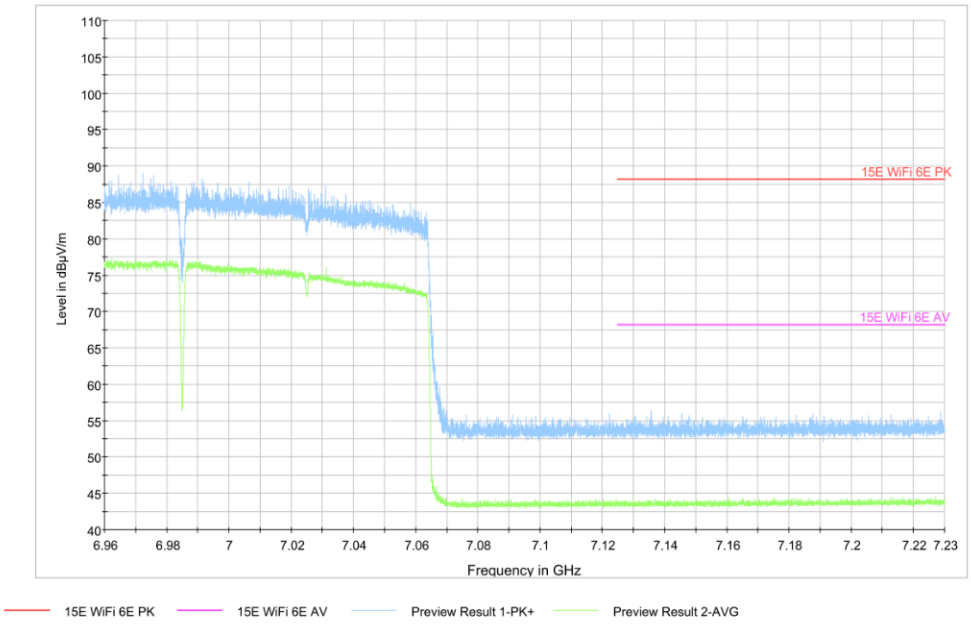

Fig.203 Band Edges (802.11ax VHT-160, 6985MHz)

©Copyright. All rights reserved by CTTL.

A.10. AC Powerline Conducted Emission (150kHz- 30MHz)

Test Condition:

Voltage（V）	Frequency（Hz）
110	60

Measurement uncertainty:

Expanded measurement uncertainty for this test item is U =3.08dB, k=2.

Measurement Result and limit:

WLAN (Quasi-peak Limit)

Frequency range (MHz)	Quasi-peak Limit (dBμV)	Result (dBμV)		Conclusion
		With charger		
		11a mode	Idle	
0.15 to 0.5	66 to 56	Fig.204	Fig.205	P
0.5 to 5	56			
5 to 30	60			
NOTE: The limit decreases linearly with the logarithm of the frequency in the range 0.15 MHz to 0.5 MHz.				

WLAN (Average Limit)

Frequency range (MHz)	Average Limit (dBμV)	Result (dBμV)		Conclusion
		With charger		
		11a mode	Idle	
0.15 to 0.5	56 to 46	Fig.204	Fig.205	P
0.5 to 5	46			
5 to 30	50			
NOTE: The limit decreases linearly with the logarithm of the frequency in the range 0.15 MHz to 0.5 MHz.				

Conclusion: PASS

Test graphs as below:

©Copyright. All rights reserved by CTTL.

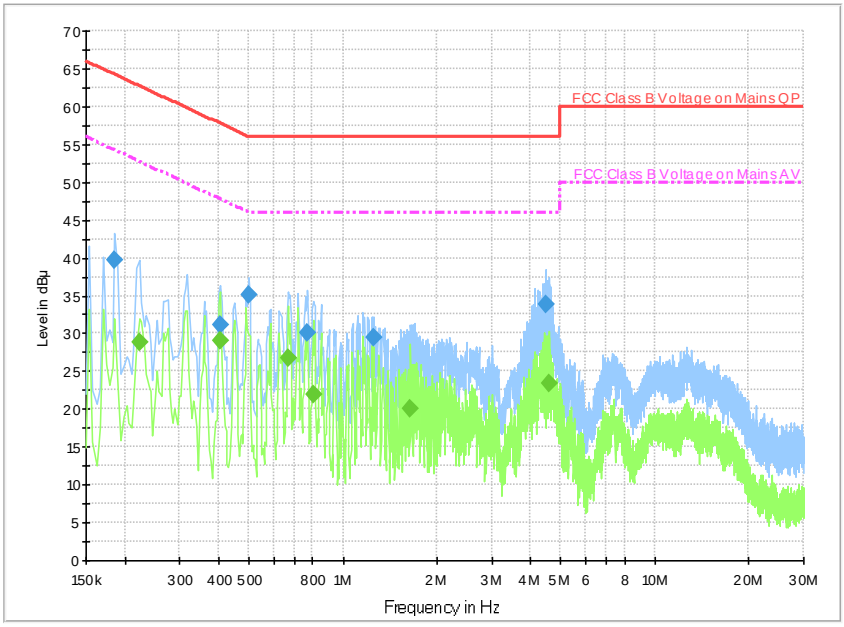

Fig.204 Conducted Emission(802.11ax, Ch1, TX)

Final Result 1:

Frequency (MHz)	QuasiPeak (dBµV)	Meas. Time (ms)	Bandwidth (kHz)	Filter	Line	Corr. (dB)	Margin (dB)	Limit (dBµV)
0.186000	39.6	5000.0	9.000	On	L1	19.8	24.6	64.2
0.406000	31.2	5000.0	9.000	On	N	19.8	26.5	57.7
0.498000	35.0	5000.0	9.000	On	N	19.9	21.0	56.0
0.770000	30.1	5000.0	9.000	On	N	19.6	25.9	56.0
1.254000	29.5	5000.0	9.000	On	N	19.6	26.5	56.0
4.470000	33.8	5000.0	9.000	On	L1	19.6	22.2	56.0

Final Result 2:

Frequency (MHz)	CAverage (dBµV)	Meas. Time (ms)	Bandwidth (kHz)	Filter	Line	Corr. (dB)	Margin (dB)	Limit (dBµV)
0.222000	28.7	5000.0	9.000	On	L1	19.8	24.0	52.7
0.406000	29.0	5000.0	9.000	On	N	19.8	18.8	47.7
0.666000	26.7	5000.0	9.000	On	N	19.6	19.3	46.0
0.802000	22.0	5000.0	9.000	On	N	19.6	24.0	46.0
1.650000	20.1	5000.0	9.000	On	N	19.6	25.9	46.0
4.566000	23.5	5000.0	9.000	On	L1	19.5	22.5	46.0

©Copyright. All rights reserved by CTTL.

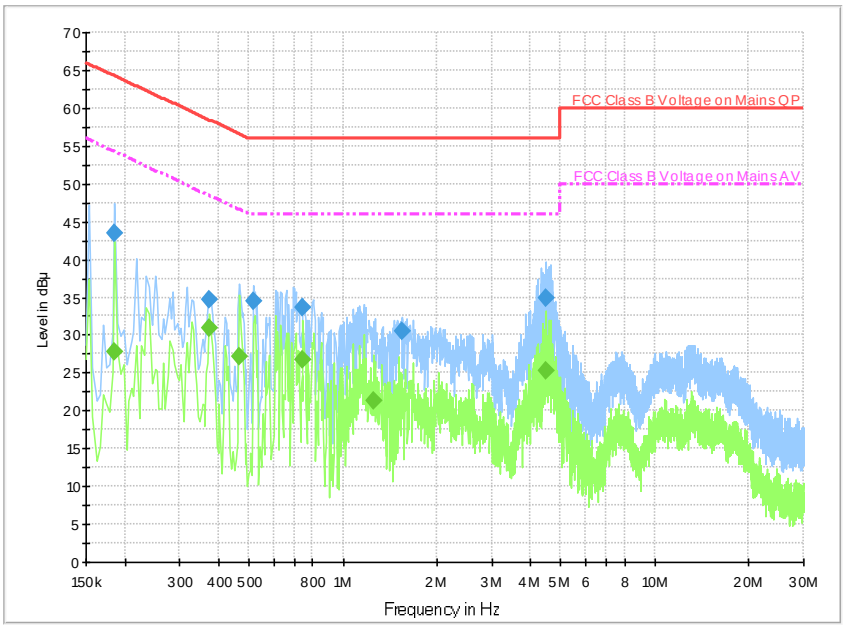

Fig.205 Conducted Emission(802.11ax, CH1 IDLE)

Final Result 1:

Frequency (MHz)	QuasiPeak (dBµV)	Meas. Time (ms)	Bandwidth (kHz)	Filter	Line	Corr. (dB)	Margin (dB)	Limit (dBµV)
0.186000	43.4	5000.0	9.000	On	L1	19.8	20.8	64.2
0.374000	34.7	5000.0	9.000	On	N	19.8	23.8	58.4
0.514000	34.5	5000.0	9.000	On	N	19.8	21.5	56.0
0.746000	33.7	5000.0	9.000	On	N	19.6	22.3	56.0
1.554000	30.5	5000.0	9.000	On	N	19.6	25.5	56.0
4.502000	34.9	5000.0	9.000	On	N	19.5	21.1	56.0

Final Result 2:

Frequency (MHz)	CAverage (dBµV)	Meas. Time (ms)	Bandwidth (kHz)	Filter	Line	Corr. (dB)	Margin (dB)	Limit (dBµV)
0.186000	27.7	5000.0	9.000	On	L1	19.8	26.5	54.2
0.374000	30.9	5000.0	9.000	On	N	19.8	17.5	48.4
0.466000	27.2	5000.0	9.000	On	N	19.8	19.4	46.6
0.746000	26.8	5000.0	9.000	On	N	19.6	19.2	46.0
1.258000	21.3	5000.0	9.000	On	N	19.6	24.7	46.0
4.502000	25.2	5000.0	9.000	On	N	19.5	20.8	46.0

©Copyright. All rights reserved by CTTL.

ANNEX B: EUT parameters

Disclaimer: The antenna gain and worse case provided by the client may affect the validity of the measurement results in this report, and the client shall bear the impact and consequences arising therefrom.

ANNEX C: Accreditation Certificate

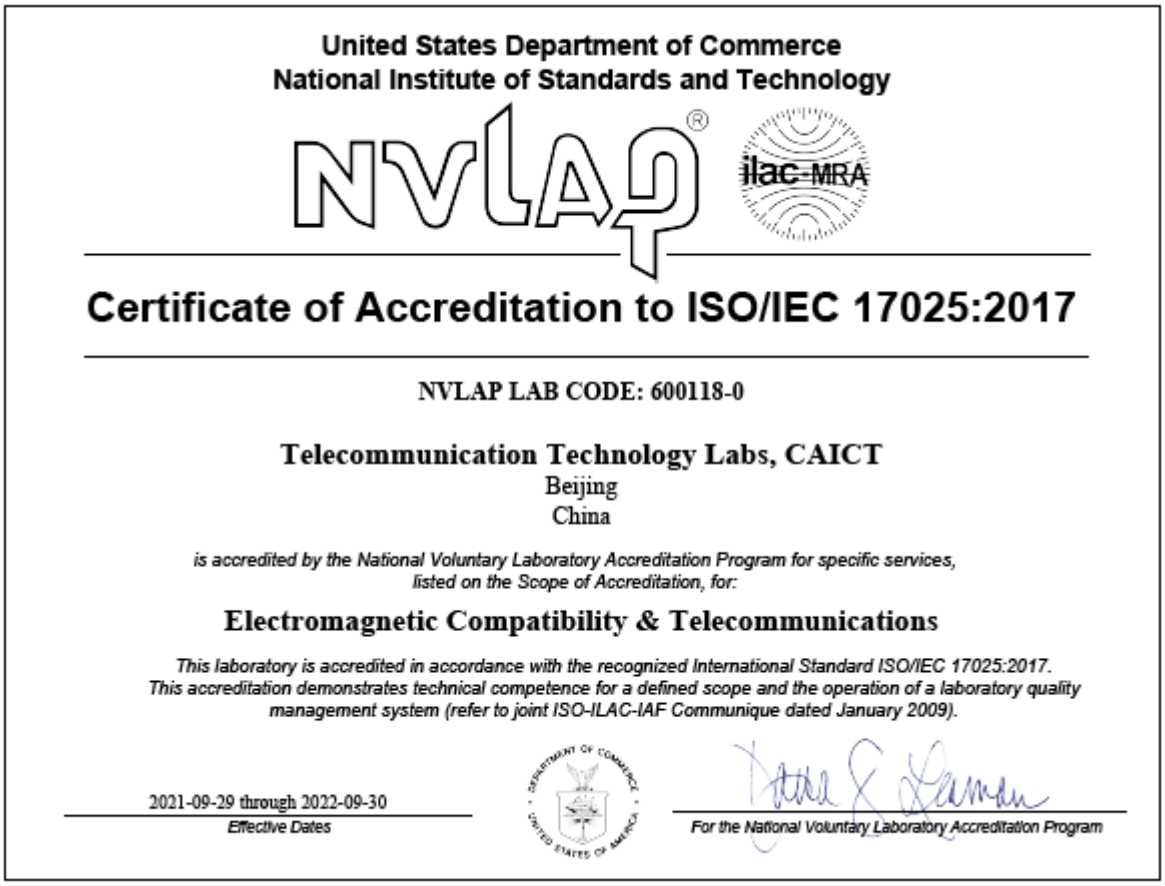

United States Department of Commerce
National Institute of Standards and Technology

NVLAP®

ilac-MRA

Certificate of Accreditation to ISO/IEC 17025:2017

NVLAP LAB CODE: 600118-0

Telecommunication Technology Labs, CAICT
Beijing
China

is accredited by the National Voluntary Laboratory Accreditation Program for specific services, listed on the Scope of Accreditation, for:

Electromagnetic Compatibility & Telecommunications

This laboratory is accredited in accordance with the recognized International Standard ISO/IEC 17025:2017. This accreditation demonstrates technical competence for a defined scope and the operation of a laboratory quality management system (refer to joint ISO-ILAC-IAF Communique dated January 2009).

2021-09-29 through 2022-09-30
Effective Dates

For the National Voluntary Laboratory Accreditation Program

***** END OF REPORT BODY *****

©Copyright. All rights reserved by CTTL.