TEST REPORT

No. I22Z60808-WMD02

for

Razer Inc.

Gaming Tablet

Model Name: RZ45-0460VWQ

FCC ID: RWO-RZ450460

with

Hardware Version: V4

Software Version: Razer Edge 5G-12-user

Issued Date: 2022-07-22

Note:

The test results in this test report relate only to the devices specified in this report. This report shall not be reproduced except in full without the written approval of CTTL.

The report must not be used by the client to claim product certification, approval, or endorsement by NVLAP, NIST, or any agency of the U.S.Government.

Test Laboratory:

CTTL, Telecommunication Technology Labs, CAICT

No. 52, Huayuan North Road, Haidian District, Beijing, P. R. China 100191.

Tel: +86(0)10-62304633-2512, Fax: +86(0)10-62304633-2504

Email: cttl_terminals@caict.ac.cn, website: www.caict.ac.cn

©Copyright. All rights reserved by CTTL

REPORT HISTORY

Report Number	Revision	Description	Issue Date
I22Z60808-WMD02	Rev.0	1st edition	2022-07-22

Note: the latest revision of the test report supersedes all previous version.

©Copyright. All rights reserved by CTTL.

CONTENTS

1. TEST LABORATORY 4
1.1. INTRODUCTION & ACCREDITATION 4
1.2. TESTING LOCATION 4
1.3. TESTING ENVIRONMENT 5
1.4. PROJECT DATA 5
1.5. SIGNATURE 5
2. CLIENT INFORMATION 6
2.1. APPLICANT INFORMATION 6
2.2. MANUFACTURER INFORMATION 6
3. EQUIPMENT UNDER TEST (EUT) AND ANCILLARY EQUIPMENT (AE) 7
3.1. ABOUT EUT 7
3.2. INTERNAL IDENTIFICATION OF EUT USED DURING THE TEST 7
3.3. INTERNAL IDENTIFICATION OF AE USED DURING THE TEST 7
4. REFERENCE DOCUMENTS 8
4.1. DOCUMENTS SUPPLIED BY APPLICANT 8
4.2. REFERENCE DOCUMENTS FOR TESTING 8
5. LABORATORY ENVIRONMENT 9
6. SUMMARY OF TEST RESULT 10
7. TEST EQUIPMENT UTILIZED 13
ANNEX A: MEASUREMENT RESULTS 14
A.1 OUTPUT POWER 14
A.2 EMISSION LIMIT 50
A.3 FREQUENCY STABILITY 62
A.4 OCCUPIED BANDWIDTH 68
A.5 EMISSION BANDWIDTH 116
A.6 BAND EDGE COMPLIANCE 164
A.7 CONDUCTED SPURIOUS EMISSION 207
A.8 PEAK-TO-AVERAGE POWER RATIO 215
A.9 END USER DEVICE ADDITIONAL REQUIREMENT (CBSD PROTOCOL) 216
ANNEX B: ACCREDITATION CERTIFICATE 219

©Copyright. All rights reserved by CTTL.

1. Test Laboratory

1.1. Introduction & Accreditation

Telecommunication Technology Labs, CAICT is an ISO/IEC 17025:2017 accredited test laboratory under NATIONAL VOLUNTARY LABORATORY ACCREDITATION PROGRAM (NVLAP) with lab code 600118-0 and is also an FCC accredited test laboratory (CN5017), and ISED accredited test laboratory (CN0066). The detail accreditation scope can be found on NVLAP website.

1.2. Testing Location

Location 1: CTTL (huayuan North Road)

Address: No. 52, Huayuan North Road, Haidian District, Beijing, P. R. China 100191

Location 2: CTTL (BDA)

Address: No.18A, Kangding Street, Beijing Economic-Technology Development Area, Beijing, P. R. China 100176

©Copyright. All rights reserved by CTTL.

1.3. Testing Environment

Normal Temperature: 15-35℃

Relative Humidity: 20-75%

1.4. Project Data

Testing Start Date: 2022-04-19

Testing End Date: 2022-07-20

1.5. Signature

Dong Yuan

(Prepared this test report)

Zhou Yu

(Reviewed this test report)

Zhao Hui Lin

Deputy Director of the laboratory

(Approved this test report)

©Copyright. All rights reserved by CTTL.

2. Client Information

2.1. Applicant Information

Company Name:	Razer Inc.
Address /Post:	9 Pasteur, Suite 100, Irvine, CA 92618, USA.
Contact:	Johnsen Tia
Email:	Johnsen.tia@razer.com
Telephone:	+65 6571 6828

2.2. Manufacturer Information

Company Name:	Razer Inc.
Address /Post:	9 Pasteur, Suite 100, Irvine, CA 92618, USA.
Contact:	Johnsen Tia
Email:	Johnsen.tia@razer.com
Telephone:	+65 6571 6828

©Copyright. All rights reserved by CTTL.

3. Equipment Under Test (EUT) and Ancillary Equipment (AE)

3.1. About EUT

Description	Gaming Tablet
Model Name	RZ45-0460VWQ
FCC ID	RWO-RZ450460
Antenna	Embedded
Output power	25.80 dBm maximum EIRP measured for LTE Band 66C
Extreme vol. Limits	3.4VDC to 4.45VDC (nominal: 3.87VDC)
Extreme temp. Tolerance	0°C to +55°C

Note: Components list, please refer to documents of the manufacturer; it is also included in the original test record of CTTL.

3.2. Internal Identification of EUT used during the test

EUT ID*	IMEI	HW Version	SW Version	Date of receipt
UT14a	867034040039316	V4	Razer Edge 5G-12-user	2022-04-19
UT61a	867034040033764	V4	Razer Edge 5G-12-user	2022-05-10

*EUT ID: is used to identify the test sample in the lab internally.

3.3. Internal Identification of AE used during the test

AE ID*	Description
AE1	Battery

AE1

Model	RC30-046001
Manufacturer	ATL
Capacitance	5000mAh

*AE ID: is used to identify the test sample in the lab internally.

©Copyright. All rights reserved by CTTL.

4. Reference Documents

4.1. Documents supplied by applicant

EUT parameters are supplied by the client or manufacturer, which are the bases of testing.

4.2. Reference Documents for testing

The following documents listed in this section are referred for testing.

Reference	Title	Version
FCC Part 24	PERSONAL COMMUNICATIONS SERVICES	10-1-20 Edition
FCC Part 22	PUBLIC MOBILE SERVICES	10-1-20 Edition
FCC Part 27	MISCELLANEOUS WIRELESS COMMUNICATIONS SERVICES	10-1-20 Edition
FCC Part 96	CITIZENS BROADBAND RADIO SERVICE	10-1-20 Edition
ANSI/TIA-603-E	Land Mobile FM or PM Communications Equipment Measurement and Performance Standards	2016
ANSI C63.26	American National Standard for Compliance Testing of Transmitters Used in Licensed Radio Services	2015
KDB 971168 D01	MEASUREMENT GUIDANCE FOR CERTIFICATION OF LICENSED DIGITAL TRANSMITTERS	v03r01
KDB 940660 D01	CERTIFICATION AND TEST PROCEDURES FOR CITIZENS BROADBAND RADIO SERVICE DEVICES AUTHORIZED UNDER PART 96	v03

©Copyright. All rights reserved by CTTL.

5. Laboratory Environment

Semi-anechoic chamber 2 / Fully-anechoic chamber 3 (10 meters×6.7 meters×6.15 meters) did not exceed following limits along the EMC testing:

Temperature	Min. = 15 ˚C, Max. = 30 ˚C
Relative humidity	Min. = 35 %, Max. = 60 %
Shielding effectiveness	> 100 dB
Electrical insulation	>2 MΩ
Ground system resistance	< 0.5 Ω
Normalised site attenuation (NSA)	<±3.5 dB, 3 m distance
Site voltage standing-wave ratio (S_{VSWR})	Between 0 and 6 dB, from 1GHz to 18GHz
Uniformity of field strength	Between 0 and 6 dB, from 80 to 6000 MHz

©Copyright. All rights reserved by CTTL.

6. Summary Of Test Result

LTE Band 2

Items	Test Name	Clause in FCC rules	Verdict
1	Output Power	24.232	P
2	Emission Limit	2.1051/24.238	P
3	Frequency Stability	2.1055	P
4	Occupied Bandwidth	2.1049	P
5	Emission Bandwidth	24.238	P
6	Band Edge Compliance	24.238	P
7	Conducted Spurious Emission	24.238	P
8	Peak-to-Average Power Ratio	24.232	P

LTE Band 5

Items	Test Name	Clause in FCC rules	Verdict
1	Output Power	22.913	P
2	Emission Limit	2.1051/22.917	P
3	Frequency Stability	2.1055	P
4	Occupied Bandwidth	2.1049	P
5	Emission Bandwidth	22.917	P
6	Band Edge Compliance	22.917	P
7	Conducted Spurious Emission	22.917	P

LTE Band 12

Items	Test Name	Clause in FCC rules	Verdict
1	Output Power	27.50	P
2	Emission Limit	2.1051/27.53	P
3	Frequency Stability	2.1055	P
4	Occupied Bandwidth	2.1049	P
5	Emission Bandwidth	27.53	P
6	Band Edge Compliance	27.53	P
7	Conducted Spurious Emission	27.53	P
8	Peak-to-Average Power Ratio	27.50	P

©Copyright. All rights reserved by CTTL.

LTE Band 13

Items	Test Name	Clause in FCC rules	Verdict
1	Output Power	27.50	P
2	Emission Limit	2.1051/27.53	P
3	Frequency Stability	2.1055	P
4	Occupied Bandwidth	2.1049	P
5	Emission Bandwidth	27.53	P
6	Band Edge Compliance	27.53	P
7	Conducted Spurious Emission	27.53	P
8	Peak-to-Average Power Ratio	27.50	P

LTE Band 48

Items	Test Name	Clause in FCC rules	Verdict
1	Output Power	96.41	P
2	Emission Limit	96.41	P
3	Frequency Stability	2.1055	P
4	Occupied Bandwidth	2.1049	P
5	Emission Bandwidth	96.41	P
6	Band Edge Compliance	96.41	P
7	Conducted Spurious Emission	96.41	P
8	Peak-to-Average Power Ratio	96.41	P
9	End User Device Additional Requirements (CBSD Protocol)	96.47	P

LTE Band 66 (4)

Items	Test Name	Clause in FCC rules	Verdict
1	Output Power	27.50	P
2	Emission Limit	2.1051/27.53	P
3	Frequency Stability	2.1055	P
4	Occupied Bandwidth	2.1049	P
5	Emission Bandwidth	27.53	P
6	Band Edge Compliance	27.53	P
7	Conducted Spurious Emission	27.53	P
8	Peak-to-Average Power Ratio	27.50	P

©Copyright. All rights reserved by CTTL.

Terms used in Verdict column

P	Pass. The EUT complies with the essential requirements in the standard.
NP	Not Performed. The test was not performed by CTTL.
NA	Not Applicable.The test was not applicable.
BR	Re-use test data from basic model report.
F	Fail. The EUT does not comply with the essential requirements in the standard.

All the test results are based on normal power.

LTE Band 66 overlaps the entire frequency range of LTE Band 4. Therefore, test data provided in this report covers Band 4 as well as Band 66.

Explanation of worst-case configuration

The worst-case scenario for all measurements is based on the conducted output power measurement investigation results. Output power was measured on QPSK, 16QAM, 64QAM and 256QAM modulations. It was found that QPSK was the worst case. All testing was performed using QPSK modulations to represent the worst case unless otherwise stated. The test results shown in the following sections represent the worst case emission.

©Copyright. All rights reserved by CTTL.

7. Test Equipment Utilized

Description	Type	Series Number	Manufacture	Cal Due Date	Calibration Interval
Wideband Radio Communication Tester	CMW500	159082	R&S	2023-01-17	25 months
Spectrum Analyzer	FSU	200030	R&S	2022-06-02	1 year
Spectrum Analyzer	FSU	200030	R&S	2023-05-25	1 year
Signal&Spectrum Analyzer	FSW	104038	R&S	2022-06-24	1 year
Signal&Spectrum Analyzer	FSW	104038	R&S	2023-06-20	1 year
Radio Communication Analyzer	MT8821C	6201763159	Anritsu	2022-08-09	1 year
Climate Chamber	SH-242	93008556	ESPEC	2023-12-23	3 years
Test Receiver	E4440A	MY48250642	Agilent	2023-03-10	1 year
Universal Radio Communication Tester	CMW500	143008	R&S	2022-12-01	1 year
EMI Antenna	VULB9163	9163-482	Schwarzbeck	2022-11-16	1 year
Signal Generator	N5183A	MY49060052	R&S	2022-07-11	1 year
EMI Antenna	3117	00058889	ETS-Lindgren	2022-11-07	1 year
EMI Antenna	LB-7180-NF	2030013000041	A-INFO	2023-02-23	1 year

※Note: The Signal Generator with series number of MY49060052 did not exceed the CAL.DUE.DATE when used.

©Copyright. All rights reserved by CTTL.

Annex A: Measurement Results

A.1 Output Power

A.1.1 Summary

During the process of testing, the EUT was controlled via communication tester to ensure max power transmission and proper modulation.

In all cases, output power is within the specified limits.

A.1.2 Conducted

A.1.2.1 Method of Measurements

The EUT was set up for the max output power with pseudo random data modulation.

These measurements were done at 3 frequencies (bottom, middle and top of operational frequency range) for each bandwidth.

A.1.2.2 Measurement Result

LTE band 2

Bandwidth	RB size/offset	Frequency (MHz)	Power (dBm)			
			QPSK	16QAM	64QAM	256QAM
1.4MHz	1 RB high	1909.3	23.09	22.26	22.23	19.92
		1880.0	23.19	22.57	21.50	19.27
		1850.7	23.13	22.46	21.51	19.28
	1 RB low	1909.3	23.01	22.44	22.22	19.91
		1880.0	23.09	22.39	21.64	19.39
		1850.7	23.15	22.53	21.40	19.18
	50% RB mid	1909.3	23.09	22.22	22.29	19.98
		1880.0	23.25	22.33	21.42	19.20
		1850.7	23.26	22.29	21.41	19.19
	100% RB	1909.3	22.13	21.19	20.50	18.37
		1880.0	22.22	21.37	20.30	18.19
		1850.7	22.30	21.35	20.22	18.12
3MHz	1 RB high	1908.5	23.22	22.54	21.25	19.04
		1880.0	23.24	22.57	21.40	19.18
		1851.5	23.30	22.56	21.50	19.27
	1 RB low	1908.5	23.13	22.46	21.39	19.17
		1880.0	23.12	22.48	21.43	19.20
		1851.5	23.22	22.49	21.56	19.32
	50% RB mid	1908.5	22.24	21.31	20.34	18.23
		1880.0	22.35	21.44	20.44	18.32
		1851.5	22.36	21.50	20.41	18.29

©Copyright. All rights reserved by CTTL.

	100% RB	1908.5	22.21	21.28	20.26	18.16
		1880.0	22.29	21.34	20.30	18.19
		1851.5	22.36	21.38	20.42	18.30
5MHz	1 RB high	1907.5	23.15	22.42	22.35	19.72
		1880.0	23.29	22.64	22.52	19.87
		1852.5	23.27	22.53	22.58	19.93
	1 RB low	1907.5	23.09	22.36	22.39	19.76
		1880.0	23.17	22.43	22.43	19.79
		1852.5	23.24	22.56	22.44	19.80
	50% RB mid	1907.5	22.23	21.31	21.26	19.05
		1880.0	22.23	21.35	21.25	19.04
		1852.5	22.40	21.46	21.38	19.16
	100% RB	1907.5	22.22	21.24	21.20	19.00
		1880.0	22.23	21.34	21.26	19.05
		1852.5	22.31	21.39	21.33	19.12
10MHz	1 RB high	1905.0	23.11	22.53	22.40	19.76
		1880.0	23.23	22.56	21.43	19.20
		1855.0	23.21	22.61	21.38	19.16
	1 RB low	1905.0	23.04	22.53	22.70	19.83
		1880.0	23.07	22.70	21.38	19.16
		1855.0	23.20	22.63	21.58	19.34
	50% RB mid	1905.0	22.22	21.18	21.26	19.05
		1880.0	22.25	21.23	20.32	18.21
		1855.0	22.37	21.42	20.41	18.29
	100% RB	1905.0	22.14	21.24	20.01	18.03
		1880.0	22.21	21.33	20.24	18.14
		1855.0	22.40	21.44	20.47	18.34
15MHz	1 RB high	1902.5	23.10	22.43	22.35	19.72
		1880.0	23.25	22.55	22.30	19.67
		1857.5	23.23	22.49	22.33	19.70
	1 RB low	1902.5	23.12	22.52	22.43	19.79
		1880.0	23.19	22.54	22.28	19.97
		1857.5	23.26	22.58	22.26	19.95
	50% RB mid	1902.5	22.30	21.31	21.37	19.15
		1880.0	22.30	21.33	21.38	19.16
		1857.5	22.38	21.37	21.33	19.12
	100% RB	1902.5	22.20	21.28	21.27	19.06
		1880.0	22.30	21.37	21.34	19.12
		1857.5	22.32	21.37	21.41	19.19

©Copyright. All rights reserved by CTTL.

20MHz	1 RB high	1900.0	23.33	22.65	21.66	19.41
		1880.0	23.46	22.71	21.57	19.33
		1860.0	23.40	22.83	21.80	19.54
	1 RB low	1900.0	23.44	22.73	21.63	19.38
		1880.0	23.51	22.72	21.67	19.42
		1860.0	23.41	22.80	21.66	19.41
	50% RB mid	1900.0	22.53	21.59	20.60	18.46
		1880.0	22.54	21.47	20.52	18.39
		1860.0	22.55	21.66	20.68	18.53
	100% RB	1900.0	22.47	21.49	20.45	18.33
		1880.0	22.50	21.42	20.49	18.36
		1860.0	22.55	21.56	20.59	18.45

©Copyright. All rights reserved by CTTL.

LTE band 5

Bandwidth	RB size/offset	Frequency (MHz)	Power (dBm)			
			QPSK	16QAM	64QAM	256QAM
1.4MHz	1 RB high	848.3	23.00	22.29	21.60	19.54
		836.5	23.06	22.33	21.27	19.24
		824.7	23.01	22.30	21.12	19.11
	1 RB low	848.3	23.04	22.26	21.67	19.60
		836.5	23.03	22.36	21.24	19.22
		824.7	23.06	22.36	21.04	19.03
	50% RB mid	848.3	23.08	22.04	21.22	19.20
		836.5	23.02	22.18	21.21	19.19
		824.7	23.08	22.19	21.26	19.23
	100% RB	848.3	22.08	21.20	20.07	18.16
		836.5	22.09	21.18	20.13	18.21
		824.7	22.09	21.15	20.16	18.24
3MHz	1 RB high	847.5	23.03	22.26	22.24	20.12
		836.5	23.07	22.49	21.28	19.25
		825.5	23.08	22.31	21.20	19.18
	1 RB low	847.5	23.12	22.45	21.39	19.35
		836.5	23.09	22.48	21.32	19.29
		825.5	23.18	22.60	21.39	19.35
	50% RB mid	847.5	22.17	21.21	20.25	18.32
		836.5	22.28	21.34	20.25	18.32
		825.5	22.17	21.26	20.21	18.28
	100% RB	847.5	22.20	21.21	20.17	18.25
		836.5	22.14	21.16	20.17	18.25
		825.5	22.13	21.22	20.23	18.30
5MHz	1 RB high	846.5	23.03	22.32	21.62	19.56
		836.5	23.11	22.39	21.53	19.48
		826.5	23.01	22.48	21.37	19.33
	1 RB low	846.5	23.10	22.56	21.25	19.22
		836.5	23.13	22.40	21.26	19.23
		826.5	23.19	22.59	21.38	19.34
	50% RB mid	846.5	22.16	21.16	20.24	18.31
		836.5	22.20	21.19	20.21	18.28
		826.5	22.13	21.14	20.26	18.33
	100% RB	846.5	22.10	21.14	20.17	18.25
		836.5	22.19	21.18	20.16	18.24
		826.5	22.16	21.23	20.14	18.22
10MHz	1 RB high	844.0	23.16	22.51	21.29	19.26

©Copyright. All rights reserved by CTTL.

		836.5	23.17	22.57	21.47	19.42
		829.0	23.12	22.50	21.39	19.35
	1 RB low	844.0	23.19	22.67	21.34	19.31
		836.5	23.15	22.47	21.40	19.36
		829.0	23.19	22.64	21.21	19.19
	50% RB mid	844.0	22.22	21.22	20.18	18.26
		836.5	22.27	21.19	20.20	18.27
		829.0	22.34	21.22	20.26	18.33
	100% RB	844.0	22.25	21.20	20.29	18.36
		836.5	22.24	21.10	20.22	18.29
		829.0	22.24	21.24	20.19	18.27

©Copyright. All rights reserved by CTTL.

LTE band 12

Bandwidth	RB size/offset	Frequency (MHz)	Power (dBm)			
			QPSK	16QAM	64QAM	256QAM
1.4MHz	1 RB high	715.3	22.75	22.17	21.05	18.94
		707.5	22.85	22.14	21.08	18.97
		699.7	23.00	22.38	21.20	19.07
	1 RB low	715.3	22.84	22.10	20.13	18.11
		707.5	22.95	22.28	21.21	19.08
		699.7	23.02	22.34	20.35	18.31
	50% RB mid	715.3	22.89	22.02	21.09	18.98
		707.5	22.95	22.12	21.15	19.03
		699.7	23.16	22.25	21.32	19.18
	100% RB	715.3	21.90	20.91	19.92	17.92
		707.5	21.95	21.02	19.93	17.93
		699.7	22.15	21.13	20.09	18.08
3MHz	1 RB high	714.5	22.88	22.09	21.36	19.22
		707.5	22.93	22.33	21.32	19.18
		700.5	23.06	22.48	21.36	19.22
	1 RB low	714.5	22.87	22.41	21.39	19.25
		707.5	23.05	22.43	21.25	19.12
		700.5	23.19	22.50	21.43	19.28
	50% RB mid	714.5	21.95	21.08	20.36	18.32
		707.5	22.04	21.15	20.20	18.18
		700.5	22.16	21.22	20.28	18.25
	100% RB	714.5	21.90	20.94	20.25	18.22
		707.5	22.09	21.04	20.36	18.32
		700.5	22.20	21.20	20.18	18.16
5MHz	1 RB high	713.5	22.38	22.02	21.12	19.00
		707.5	22.95	22.20	21.27	19.14
		701.5	23.01	22.31	21.29	19.16
	1 RB low	713.5	22.93	22.24	21.30	19.16
		707.5	22.99	22.39	21.35	19.21
		701.5	23.19	22.49	21.55	19.39
	50% RB mid	713.5	22.04	21.09	20.15	18.13
		707.5	22.07	21.09	20.07	18.06
		701.5	22.14	21.29	20.25	18.22
	100% RB	713.5	21.88	20.93	19.99	17.99
		707.5	22.02	21.08	20.09	18.08
		701.5	22.13	21.24	20.16	18.14
10MHz	1 RB high	711.0	22.92	22.26	21.03	18.92

©Copyright. All rights reserved by CTTL.

		707.5	22.87	22.26	21.18	19.06
		704.0	22.98	22.39	21.21	19.08
	1 RB low	711.0	23.02	22.46	21.31	19.17
		707.5	23.08	22.53	21.35	19.21
		704.0	23.07	22.58	21.29	19.16
	50% RB mid	711.0	22.09	21.05	20.12	18.10
		707.5	22.12	21.17	20.16	18.14
		704.0	22.23	21.28	20.23	18.20
	100% RB	711.0	22.06	20.97	20.08	18.07
		707.5	22.10	21.10	20.12	18.10
		704.0	22.24	21.24	20.26	18.23

©Copyright. All rights reserved by CTTL.

LTE band 13

Bandwidth	RB size/offset	Frequency (MHz)	Power (dBm)			
			QPSK	16QAM	64QAM	256QAM
5MHz	1 RB high	784.5	23.23	22.56	21.14	19.28
		782.0	23.21	22.45	21.27	19.40
		779.5	23.15	22.58	21.30	19.43
	1 RB low	784.5	23.24	22.61	21.50	19.61
		782.0	23.23	22.57	21.46	19.57
		779.5	23.13	22.53	21.48	19.59
	50% RB mid	784.5	22.28	21.29	20.29	18.50
		782.0	22.26	21.24	20.28	18.50
		779.5	22.26	21.26	20.29	18.50
	100% RB	784.5	22.30	21.38	20.32	18.53
		782.0	22.23	21.28	20.18	18.40
		779.5	22.31	21.26	20.21	18.43
10MHz	1 RB high	782.0	23.15	22.54	21.22	19.35
	1 RB low	782.0	23.10	22.57	21.25	19.38
	50% RB mid	782.0	22.27	21.29	20.29	18.50
	100% RB	782.0	22.35	21.25	20.17	18.40

©Copyright. All rights reserved by CTTL.

LTE band 48

Bandwidth	RB size/offset	Frequency (MHz)	Power (dBm)			
			QPSK	16QAM	64QAM	256QAM
5MHz	1 RB high	3697.5	23.79	22.90	22.66	19.67
		3625.0	23.76	22.87	22.61	19.63
		3552.5	23.74	22.86	22.60	19.63
	1 RB low	3697.5	23.77	22.84	22.62	19.64
		3625.0	23.80	22.87	22.63	19.65
		3552.5	23.70	22.79	22.51	19.56
	50% RB mid	3697.5	22.77	21.79	21.78	18.99
		3625.0	22.74	21.70	21.74	18.96
		3552.5	22.73	21.65	21.69	18.92
	100% RB	3697.5	22.81	21.86	21.79	18.99
		3625.0	22.72	21.76	21.73	18.95
		3552.5	22.70	21.73	21.65	18.88
10MHz	1 RB high	3695.0	23.77	22.85	22.72	19.72
		3625.0	23.73	22.85	22.67	19.68
		3555.0	23.76	22.76	22.60	19.63
	1 RB low	3695.0	23.69	22.84	22.67	19.68
		3625.0	23.74	22.84	22.67	19.68
		3555.0	23.67	22.80	22.65	19.66
	50% RB mid	3695.0	22.81	21.85	21.80	19.00
		3625.0	22.77	21.70	21.73	18.95
		3555.0	22.71	21.72	21.64	18.88
	100% RB	3695.0	22.81	21.82	21.81	19.01
		3625.0	22.72	21.74	21.70	18.92
		3555.0	22.68	21.71	21.66	18.89
15MHz	1 RB high	3692.5	23.73	22.89	22.64	19.66
		3625.0	23.74	22.87	22.63	19.65
		3557.5	23.72	22.85	22.59	19.62
	1 RB low	3692.5	23.74	22.83	22.57	19.60
		3625.0	23.67	22.79	22.56	19.59
		3557.5	23.63	22.77	22.56	19.59
	50% RB mid	3692.5	22.82	21.80	21.80	19.00
		3625.0	22.68	21.70	21.71	18.93
		3557.5	22.67	21.65	21.64	18.88
	100% RB	3692.5	22.84	21.85	21.87	19.06
		3625.0	22.73	21.78	21.75	18.96
		3557.5	22.68	21.70	21.70	18.92
20MHz	1 RB high	3690.0	23.47	22.78	21.91	19.09

©Copyright. All rights reserved by CTTL.

		3625.0	23.50	22.78	21.81	19.01
		3560.0	23.40	22.72	21.76	19.07
	1 RB low	3690.0	23.50	22.83	21.86	19.05
		3625.0	23.63	22.91	21.99	19.15
		3560.0	23.37	22.66	21.78	19.04
	50% RB mid	3690.0	22.57	21.65	20.81	18.23
		3625.0	22.59	21.63	20.80	18.22
		3560.0	22.43	21.48	20.63	18.09
	100% RB	3690.0	22.60	21.66	20.90	18.30
		3625.0	22.62	21.67	20.89	18.29
		3560.0	22.41	21.49	20.70	18.14

©Copyright. All rights reserved by CTTL.

LTE band 66

Bandwidth	RB size/offset	Frequency (MHz)	Power (dBm)			
			QPSK	16QAM	64QAM	256QAM
1.4MHz	1 RB high	1779.3	23.11	22.42	21.32	19.18
		1745.0	23.21	22.55	21.59	19.41
		1710.7	23.13	22.68	21.51	19.34
	1 RB low	1779.3	23.11	22.48	21.49	19.33
		1745.0	23.20	22.58	21.56	19.39
		1710.7	23.21	22.51	21.31	19.17
	50% RB mid	1779.3	23.17	22.29	21.36	19.21
		1745.0	23.31	22.42	21.55	19.38
		1710.7	23.25	22.37	21.45	19.29
	100% RB	1779.3	22.24	21.32	20.23	18.24
		1745.0	22.34	21.40	20.28	18.28
		1710.7	22.29	21.34	20.29	18.29
3MHz	1 RB high	1778.5	23.14	22.47	22.42	19.42
		1745.0	23.32	22.69	22.46	19.46
		1711.5	23.25	22.69	22.49	19.48
	1 RB low	1778.5	23.22	22.66	22.43	19.43
		1745.0	23.30	22.61	22.55	19.54
		1711.5	23.31	22.67	21.62	19.44
	50% RB mid	1778.5	22.28	21.43	21.39	18.53
		1745.0	22.35	21.44	21.48	18.61
		1711.5	22.37	21.50	20.41	18.37
	100% RB	1778.5	22.32	21.34	21.34	18.49
		1745.0	22.31	21.28	21.27	18.43
		1711.5	22.36	21.42	20.45	18.43
5MHz	1 RB high	1777.5	23.23	22.45	22.24	19.98
		1745.0	23.27	22.66	21.69	19.50
		1712.5	23.26	22.58	21.72	19.53
	1 RB low	1777.5	23.25	22.44	22.62	20.31
		1745.0	23.23	22.53	21.29	19.15
		1712.5	23.32	22.63	21.38	19.23
	50% RB mid	1777.5	22.37	21.40	21.34	19.20
		1745.0	22.34	21.40	20.40	18.38
		1712.5	22.37	21.39	20.44	18.42
	100% RB	1777.5	22.25	21.35	20.52	18.49
		1745.0	22.36	21.38	20.34	18.33
		1712.5	22.32	21.35	20.41	18.39
10MHz	1 RB high	1775.0	23.32	22.51	22.35	19.36

©Copyright. All rights reserved by CTTL.

		1745.0	23.27	22.73	22.76	19.72
		1715.0	23.18	22.45	22.78	19.74
	1 RB low	1775.0	23.07	22.71	22.85	19.80
		1745.0	23.42	22.69	22.45	19.45
		1715.0	23.13	22.65	22.50	19.49
	50% RB mid	1775.0	22.27	21.29	21.31	18.46
		1745.0	22.30	21.33	21.41	18.55
		1715.0	22.45	21.43	21.44	18.57
	100% RB	1775.0	22.23	21.26	21.28	18.44
		1745.0	22.31	21.35	21.34	18.49
		1715.0	22.41	21.39	21.34	18.49
15MHz	1 RB high	1772.5	23.17	22.45	22.36	19.37
		1745.0	23.33	22.56	22.45	19.45
		1717.5	23.28	22.67	22.36	19.37
	1 RB low	1772.5	23.10	22.50	22.38	19.39
		1745.0	23.24	22.65	22.49	19.48
		1717.5	23.28	22.73	22.50	19.49
	50% RB mid	1772.5	22.31	21.29	21.26	18.42
		1745.0	22.32	21.36	21.43	18.57
		1717.5	22.40	21.40	21.40	18.54
	100% RB	1772.5	22.19	21.23	21.25	18.41
		1745.0	22.35	21.27	21.37	18.51
		1717.5	22.33	21.43	21.38	18.52
20MHz	1 RB high	1770.0	23.33	22.74	22.49	19.48
		1745.0	23.39	22.70	22.45	19.45
		1720.0	23.36	22.57	21.83	19.32
	1 RB low	1770.0	23.36	22.67	22.65	19.62
		1745.0	23.52	22.78	22.37	19.38
		1720.0	23.51	22.84	21.66	19.16
	50% RB mid	1770.0	22.33	21.42	21.44	18.57
		1745.0	22.53	21.39	21.35	18.50
		1720.0	22.52	21.57	20.54	18.09
	100% RB	1770.0	22.40	21.47	21.50	18.63
		1745.0	22.46	21.47	21.52	18.64
		1720.0	22.55	21.53	20.52	18.05

©Copyright. All rights reserved by CTTL.

LTE CA Band 5B

Bandwidth	Frequency (MHz)	Frequency (MHz)	Modulation	PCC RB		SCC RB		Conducted Power(dBm)
				Size	Offset	Size	Offset	
3MHz/ 5MHz	834.1	838	QPSK	1	14	1	0	24.38
				15	0	25	0	24.55
			16QAM	1	14	1	0	23.50
				15	0	25	0	23.83
			64QAM	1	14	1	0	22.22
				15	0	25	0	22.97
			256QAM	1	14	1	0	21.34
				15	0	25	0	21.95
5MHz/ 3MHz	835	838.9	QPSK	1	24	1	0	24.35
				25	0	15	0	24.48
			16QAM	1	24	1	0	23.94
				25	0	15	0	23.78
			64QAM	1	24	1	0	22.99
				25	0	15	0	22.90
			256QAM	1	24	1	0	21.79
				25	0	15	0	21.90
5MHz/ 10MHz	831.8	839	QPSK	1	24	1	0	24.36
				25	0	50	0	22.45
			16QAM	1	24	1	0	23.48
				25	0	50	0	21.53
			64QAM	1	24	1	0	22.34
				25	0	50	0	21.50
			256QAM	1	24	1	0	19.49
				25	0	50	0	19.55
10MHz/ 5MHz	834	841.2	QPSK	1	49	1	0	24.54
				50	0	25	0	22.56
			16QAM	1	49	1	0	23.46
				50	0	25	0	21.52
			64QAM	1	49	1	0	22.39
				50	0	25	0	21.63
			256QAM	1	49	1	0	19.63
				50	0	25	0	19.55
10MHz/ 10MHz	831.6	841.5	QPSK	1	49	1	0	24.52
				50	0	50	0	22.45
			16QAM	1	49	1	0	23.58
				50	0	50	0	21.47
			64QAM	1	49	1	0	22.39
				50	0	50	0	21.59
			256QAM	1	49	1	0	19.49

©Copyright. All rights reserved by CTTL.

				50	0	50	0	19.53

©Copyright. All rights reserved by CTTL.

LTE CA Band 66B

Bandwidth	Frequency (MHz)	Frequency (MHz)	Modulation	PCC RB		SCC RB		Conducted Power(dBm)
				Size	Offset	Size	Offset	
5MHz/ 5MHz	1752.6	1757.4	QPSK	1	24	1	0	24.30
				25	0	25	0	22.42
			16QAM	1	24	1	0	23.47
				25	0	25	0	21.39
			64QAM	1	24	1	0	22.34
				25	0	25	0	21.40
			256QAM	1	24	1	0	19.44
				25	0	25	0	19.43
5MHz/ 10MHz	1750.3	1757.5	QPSK	1	24	1	0	24.36
				25	0	50	0	22.41
			16QAM	1	24	1	0	23.54
				25	0	50	0	21.45
			64QAM	1	24	1	0	22.41
				25	0	50	0	21.41
			256QAM	1	24	1	0	19.48
				25	0	50	0	19.44
5MHz/ 15MHz	1748.1	1757.4	QPSK	1	24	1	0	24.20
				25	0	75	0	22.35
			16QAM	1	24	1	0	23.37
				25	0	75	0	21.36
			64QAM	1	24	1	0	22.20
				25	0	75	0	21.37
			256QAM	1	24	1	0	19.43
				25	0	75	0	19.37
10MHz/ 5MHz	1752.5	1759.7	QPSK	1	49	1	0	24.39
				50	0	25	0	22.46
			16QAM	1	49	1	0	23.58
				50	0	25	0	21.49
			64QAM	1	49	1	0	22.37
				50	0	25	0	21.51
			256QAM	1	49	1	0	19.50
				50	0	25	0	19.55
10MHz/ 10MHz	1750.1	1760	QPSK	1	49	1	0	24.41
				50	0	50	0	22.46
			16QAM	1	49	1	0	23.54
				50	0	50	0	21.49
			64QAM	1	49	1	0	22.37
				50	0	50	0	21.48
			256QAM	1	49	1	0	19.55

©Copyright. All rights reserved by CTTL.

				50	0	50	0	19.50
15MHz/ 5MHz	1752.6	1761.9	QPSK	1	74	1	0	24.43
				75	0	25	0	22.47
			16QAM	1	74	1	0	23.62
				75	0	25	0	21.44
			64QAM	1	74	1	0	22.39
				75	0	25	0	21.50
			256QAM	1	74	1	0	19.65
				75	0	25	0	19.50

©Copyright. All rights reserved by CTTL.

LTE CA Band 66C

Bandwidth	Frequency (MHz)	Frequency (MHz)	Modulation	PCC RB		SCC RB		Conducted Power(dBm)
				Size	Offset	Size	Offset	
5MHz/ 20MHz	1745.8	1757.5	QPSK	1	24	1	0	24.48
				25	0	100	0	22.65
			16QAM	1	24	1	0	23.70
				25	0	100	0	21.61
			64QAM	1	24	1	0	21.88
				25	0	100	0	21.57
			256QAM	1	24	1	0	19.62
				25	0	100	0	19.63
10MHz/ 15MHz	1747.9	1757.9	QPSK	1	49	1	0	24.63
				50	0	75	0	22.73
			16QAM	1	49	1	0	23.85
				50	0	75	0	21.72
			64QAM	1	49	1	0	22.17
				50	0	75	0	21.75
			256QAM	1	49	1	0	19.80
				50	0	75	0	19.71
10MHz/ 20MHz	1745.6	1760.0	QPSK	1	49	1	0	24.61
				50	0	100	0	19.24
			16QAM	1	49	1	0	23.67
				50	0	100	0	21.67
			64QAM	1	49	1	0	22.03
				50	0	100	0	21.65
			256QAM	1	49	1	0	19.79
				50	0	100	0	19.64
15MHz/ 10MHz	1750.1	1762.1	QPSK	1	74	1	0	24.75
				75	0	50	0	22.73
			16QAM	1	74	1	0	23.76
				75	0	50	0	21.78
			64QAM	1	74	1	0	22.46
				75	0	50	0	21.79
			256QAM	1	74	1	0	19.78
				75	0	50	0	19.78
15MHz/ 15MHz	1747.5	1762.5	QPSK	1	74	1	0	24.63
				75	0	75	0	22.72
			16QAM	1	74	1	0	23.76
				75	0	75	0	21.70
			64QAM	1	74	1	0	22.46
				75	0	75	0	21.72
			256QAM	1	74	1	0	19.73

©Copyright. All rights reserved by CTTL.

				75	0	75	0	19.68
15MHz/ 20MHz	1745.3	1762.4	QPSK	1	74	1	0	24.65
				75	0	100	0	22.65
			16QAM	1	74	1	0	23.73
				75	0	100	0	21.67
			64QAM	1	74	1	0	22.62
				75	0	100	0	21.69
			256QAM	1	74	1	0	19.68
				75	0	100	0	19.65
20MHz/ 5MHz	1752.5	1764.2	QPSK	1	99	1	0	24.73
				100	0	25	0	22.74
			16QAM	1	99	1	0	23.56
				100	0	25	0	21.77
			64QAM	1	99	1	0	22.28
				100	0	25	0	21.72
			256QAM	1	99	1	0	19.67
				100	0	25	0	19.72
20MHz/ 10MHz	1750.1	1764.5	QPSK	1	99	1	0	24.80
				100	0	50	0	22.73
			16QAM	1	99	1	0	23.67
				100	0	50	0	21.73
			64QAM	1	99	1	0	22.58
				100	0	50	0	21.75
			256QAM	1	99	1	0	19.71
				100	0	50	0	19.70
20MHz/ 15MHz	1747.6	1764.7	QPSK	1	99	1	0	24.72
				100	0	75	0	22.73
			16QAM	1	99	1	0	23.68
				100	0	75	0	21.67
			64QAM	1	99	1	0	22.78
				100	0	75	0	21.70
			256QAM	1	99	1	0	19.63
				100	0	75	0	19.68
20MHz/ 20MHz	1745.1	1764.9	QPSK	1	99	1	0	24.76
				100	0	100	0	22.67
			16QAM	1	99	1	0	23.63
				100	0	100	0	21.68
			64QAM	1	99	1	0	22.84
				100	0	100	0	21.66
			256QAM	1	99	1	0	19.70
				100	0	100	0	19.70

©Copyright. All rights reserved by CTTL.

A.1.3 Radiated

A.1.3.1 Description

This is the test for the maximum radiated power from the EUT.

Part 24.232(c) specifies "Mobile and portable stations are limited to 2 watts EIRP".

Part 22.913(a) specifies "The ERP of mobile transmitters and auxiliary test transmitters must not exceed 7 watts".

Part 27.50(c)(10) specifies "Portable stations (hand-held devices) in the 600 MHz uplink band and the 698–746 MHz band, and fixed and mobile stations in the 600 MHz uplink band are limited to 3 watts ERP".

Part 27.50(b) specifies "Portable stations (hand-held devices) transmitting in the 746–757 MHz, 776–788 MHz, and 805–806 MHz bands are limited to 3 watts ERP".

Part 27.50(d)(4) specifies "Fixed, mobile, and portable (handheld) stations operating in the 1710–1755 MHz band and mobile and portable stations operating in the 1695–1710 MHz and 1755–1780 MHz bands are limited to 1 watt EIRP".

The maximum effective isotropic radiated power (EIRP) of any End User Device is limited to 23 dBm/10megahertz.

A.1.3.2 Method of Measurement

According to KDB 412172 D01 and ANSI C63.26 the relevant equation for determining the maximum ERP or EIRP from the measured RF output power is given in Equation as follows:

ERP or EIRP = $P_T + G_T – L_C$, ERP = EIRP -2.15, where

ERP or EIRP effective radiated power or equivalent isotropically radiated power, respectively (expressed in the same units as P_{Mea} , e.g., dBm or dBW)

P_T = transmitter output power in dBm;

G_T = gain of the transimitting antenna, in dBd(ERP) or dBi(EIRP);

L_C = signal attenuation in the connecting cable between the transmitter and antenna, in dB.

©Copyright. All rights reserved by CTTL.

A.1.3.3 Measurement result

LTE band 2

Bandwidth	RB size/ offset	Frequency (MHz)	Power (dBm)				EIRP(dBm)(Gt-Lc =1)			
			QPSK	16QAM	64QAM	256QAM	QPSK	16QAM	64QAM	256QAM
1.4MHz	1 RB high	1909.3	23.09	22.26	22.23	19.92	24.09	23.26	23.23	20.92
		1880.0	23.19	22.57	21.50	19.27	24.19	23.57	22.50	20.27
		1850.7	23.13	22.46	21.51	19.28	24.13	23.46	22.51	20.28
	1 RB low	1909.3	23.01	22.44	22.22	19.91	24.01	23.44	23.22	20.91
		1880.0	23.09	22.39	21.64	19.39	24.09	23.39	22.64	20.39
		1850.7	23.15	22.53	21.40	19.18	24.15	23.53	22.40	20.18
	50% RB mid	1909.3	23.09	22.22	22.29	19.98	24.09	23.22	23.29	20.98
		1880.0	23.25	22.33	21.42	19.20	24.25	23.33	22.42	20.20
		1850.7	23.26	22.29	21.41	19.19	24.26	23.29	22.41	20.19
	100% RB	1909.3	22.13	21.19	20.50	18.37	23.13	22.19	21.50	19.37
		1880.0	22.22	21.37	20.30	18.19	23.22	22.37	21.30	19.19
		1850.7	22.30	21.35	20.22	18.12	23.30	22.35	21.22	19.12
3MHz	1 RB high	1908.5	23.22	22.54	21.25	19.04	24.22	23.54	22.25	20.04
		1880.0	23.24	22.57	21.40	19.18	24.24	23.57	22.40	20.18
		1851.5	23.30	22.56	21.50	19.27	24.30	23.56	22.50	20.27
	1 RB low	1908.5	23.13	22.46	21.39	19.17	24.13	23.46	22.39	20.17
		1880.0	23.12	22.48	21.43	19.20	24.12	23.48	22.43	20.20
		1851.5	23.22	22.49	21.56	19.32	24.22	23.49	22.56	20.32
	50% RB mid	1908.5	22.24	21.31	20.34	18.23	23.24	22.31	21.34	19.23
		1880.0	22.35	21.44	20.44	18.32	23.35	22.44	21.44	19.32
		1851.5	22.36	21.50	20.41	18.29	23.36	22.50	21.41	19.29
	100% RB	1908.5	22.21	21.28	20.26	18.16	23.21	22.28	21.26	19.16
		1880.0	22.29	21.34	20.30	18.19	23.29	22.34	21.30	19.19
		1851.5	22.36	21.38	20.42	18.30	23.36	22.38	21.42	19.30
5MHz	1 RB high	1907.5	23.15	22.42	22.35	19.72	24.15	23.42	23.35	20.72
		1880.0	23.29	22.64	22.52	19.87	24.29	23.64	23.52	20.87
		1852.5	23.27	22.53	22.58	19.93	24.27	23.53	23.58	20.93
	1 RB low	1907.5	23.09	22.36	22.39	19.76	24.09	23.36	23.39	20.76
		1880.0	23.17	22.43	22.43	19.79	24.17	23.43	23.43	20.79
		1852.5	23.24	22.56	22.44	19.80	24.24	23.56	23.44	20.80
	50% RB mid	1907.5	22.23	21.31	21.26	19.05	23.23	22.31	22.26	20.05
		1880.0	22.23	21.35	21.25	19.04	23.23	22.35	22.25	20.04
		1852.5	22.40	21.46	21.38	19.16	23.40	22.46	22.38	20.16
	100% RB	1907.5	22.22	21.24	21.20	19.00	23.22	22.24	22.20	20.00
		1880.0	22.23	21.34	21.26	19.05	23.23	22.34	22.26	20.05

©Copyright. All rights reserved by CTTL.

		1852.5	22.31	21.39	21.33	19.12	23.31	22.39	22.33	20.12
10MHz	1 RB high	1905.0	23.11	22.53	22.40	19.76	24.11	23.53	23.40	20.76
		1880.0	23.23	22.56	21.43	19.20	24.23	23.56	22.43	20.20
		1855.0	23.21	22.61	21.38	19.16	24.21	23.61	22.38	20.16
	1 RB low	1905.0	23.04	22.53	22.70	19.83	24.04	23.53	23.70	20.83
		1880.0	23.07	22.70	21.38	19.16	24.07	23.70	22.38	20.16
		1855.0	23.20	22.63	21.58	19.34	24.20	23.63	22.58	20.34
	50% RB mid	1905.0	22.22	21.18	21.26	19.05	23.22	22.18	22.26	20.05
		1880.0	22.25	21.23	20.32	18.21	23.25	22.23	21.32	19.21
		1855.0	22.37	21.42	20.41	18.29	23.37	22.42	21.41	19.29
	100% RB	1905.0	22.14	21.24	20.01	18.03	23.14	22.24	21.01	19.03
		1880.0	22.21	21.33	20.24	18.14	23.21	22.33	21.24	19.14
		1855.0	22.40	21.44	20.47	18.34	23.40	22.44	21.47	19.34
15MHz	1 RB high	1902.5	23.10	22.43	22.35	19.72	24.10	23.43	23.35	20.72
		1880.0	23.25	22.55	22.30	19.67	24.25	23.55	23.30	20.67
		1857.5	23.23	22.49	22.33	19.70	24.23	23.49	23.33	20.70
	1 RB low	1902.5	23.12	22.52	22.43	19.79	24.12	23.52	23.43	20.79
		1880.0	23.19	22.54	22.28	19.97	24.19	23.54	23.28	20.97
		1857.5	23.26	22.58	22.26	19.95	24.26	23.58	23.26	20.95
	50% RB mid	1902.5	22.30	21.31	21.37	19.15	23.30	22.31	22.37	20.15
		1880.0	22.30	21.33	21.38	19.16	23.30	22.33	22.38	20.16
		1857.5	22.38	21.37	21.33	19.12	23.38	22.37	22.33	20.12
	100% RB	1902.5	22.20	21.28	21.27	19.06	23.20	22.28	22.27	20.06
		1880.0	22.30	21.37	21.34	19.12	23.30	22.37	22.34	20.12
		1857.5	22.32	21.37	21.41	19.19	23.32	22.37	22.41	20.19
20MHz	1 RB high	1900.0	23.33	22.65	21.66	19.41	24.33	23.65	22.66	20.41
		1880.0	23.46	22.71	21.57	19.33	24.46	23.71	22.57	20.33
		1860.0	23.40	22.83	21.80	19.54	24.40	23.83	22.80	20.54
	1 RB low	1900.0	23.44	22.73	21.63	19.38	24.44	23.73	22.63	20.38
		1880.0	23.51	22.72	21.67	19.42	24.51	23.72	22.67	20.42
		1860.0	23.41	22.80	21.66	19.41	24.41	23.80	22.66	20.41
	50% RB mid	1900.0	22.53	21.59	20.60	18.46	23.53	22.59	21.60	19.46
		1880.0	22.54	21.47	20.52	18.39	23.54	22.47	21.52	19.39
		1860.0	22.55	21.66	20.68	18.53	23.55	22.66	21.68	19.53
	100% RB	1900.0	22.47	21.49	20.45	18.33	23.47	22.49	21.45	19.33
		1880.0	22.50	21.42	20.49	18.36	23.50	22.42	21.49	19.36
		1860.0	22.55	21.56	20.59	18.45	23.55	22.56	21.59	19.45

©Copyright. All rights reserved by CTTL.

LTE band 5

Bandwidth	RB size/ offset	Frequency (MHz)	Power (dBm)				ERP(dBm)(Gt-Lc =0.3)			
			QPSK	16QAM	64QAM	256QAM	QPSK	16QAM	64QAM	256QAM
1.4MHz	1 RB high	848.3	23.00	22.29	21.60	19.54	21.15	20.44	19.75	17.69
		836.5	23.06	22.33	21.27	19.24	21.21	20.48	19.42	17.39
		824.7	23.01	22.30	21.12	19.11	21.16	20.45	19.27	17.26
	1 RB low	848.3	23.04	22.26	21.67	19.60	21.19	20.41	19.82	17.75
		836.5	23.03	22.36	21.24	19.22	21.18	20.51	19.39	17.37
		824.7	23.06	22.36	21.04	19.03	21.21	20.51	19.19	17.18
	50% RB mid	848.3	23.08	22.04	21.22	19.20	21.23	20.19	19.37	17.35
		836.5	23.02	22.18	21.21	19.19	21.17	20.33	19.36	17.34
		824.7	23.08	22.19	21.26	19.23	21.23	20.34	19.41	17.38
	100% RB	848.3	22.08	21.20	20.07	18.16	20.23	19.35	18.22	16.31
		836.5	22.09	21.18	20.13	18.21	20.24	19.33	18.28	16.36
		824.7	22.09	21.15	20.16	18.24	20.24	19.30	18.31	16.39
3MHz	1 RB high	847.5	23.03	22.26	22.24	20.12	21.18	20.41	20.39	18.27
		836.5	23.07	22.49	21.28	19.25	21.22	20.64	19.43	17.40
		825.5	23.08	22.31	21.20	19.18	21.23	20.46	19.35	17.33
	1 RB low	847.5	23.12	22.45	21.39	19.35	21.27	20.60	19.54	17.50
		836.5	23.09	22.48	21.32	19.29	21.24	20.63	19.47	17.44
		825.5	23.18	22.60	21.39	19.35	21.33	20.75	19.54	17.50
	50% RB mid	847.5	22.17	21.21	20.25	18.32	20.32	19.36	18.40	16.47
		836.5	22.28	21.34	20.25	18.32	20.43	19.49	18.40	16.47
		825.5	22.17	21.26	20.21	18.28	20.32	19.41	18.36	16.43
	100% RB	847.5	22.20	21.21	20.17	18.25	20.35	19.36	18.32	16.40
		836.5	22.14	21.16	20.17	18.25	20.29	19.31	18.32	16.40
		825.5	22.13	21.22	20.23	18.30	20.28	19.37	18.38	16.45
5MHz	1 RB high	846.5	23.03	22.32	21.62	19.56	21.18	20.47	19.77	17.71
		836.5	23.11	22.39	21.53	19.48	21.26	20.54	19.68	17.63
		826.5	23.01	22.48	21.37	19.33	21.16	20.63	19.52	17.48
	1 RB low	846.5	23.10	22.56	21.25	19.22	21.25	20.71	19.40	17.37
		836.5	23.13	22.40	21.26	19.23	21.28	20.55	19.41	17.38
		826.5	23.19	22.59	21.38	19.34	21.34	20.74	19.53	17.49
	50% RB mid	846.5	22.16	21.16	20.24	18.31	20.31	19.31	18.39	16.46
		836.5	22.20	21.19	20.21	18.28	20.35	19.34	18.36	16.43
		826.5	22.13	21.14	20.26	18.33	20.28	19.29	18.41	16.48
	100% RB	846.5	22.10	21.14	20.17	18.25	20.25	19.29	18.32	16.40
		836.5	22.19	21.18	20.16	18.24	20.34	19.33	18.31	16.39
		826.5	22.16	21.23	20.14	18.22	20.31	19.38	18.29	16.37

©Copyright. All rights reserved by CTTL.

10MHz	1 RB high	844.0	23.16	22.51	21.29	19.26	21.31	20.66	19.44	17.41
		836.5	23.17	22.57	21.47	19.42	21.32	20.72	19.62	17.57
		829.0	23.12	22.50	21.39	19.35	21.27	20.65	19.54	17.50
	1 RB low	844.0	23.19	22.67	21.34	19.31	21.34	20.82	19.49	17.46
		836.5	23.15	22.47	21.40	19.36	21.30	20.62	19.55	17.51
		829.0	23.19	22.64	21.21	19.19	21.34	20.79	19.36	17.34
	50% RB mid	844.0	22.22	21.22	20.18	18.26	20.37	19.37	18.33	16.41
		836.5	22.27	21.19	20.20	18.27	20.42	19.34	18.35	16.42
		829.0	22.34	21.22	20.26	18.33	20.49	19.37	18.41	16.48
	100% RB	844.0	22.25	21.20	20.29	18.36	20.40	19.35	18.44	16.51
		836.5	22.24	21.10	20.22	18.29	20.39	19.25	18.37	16.44
		829.0	22.24	21.24	20.19	18.27	20.39	19.39	18.34	16.42

©Copyright. All rights reserved by CTTL.

LTE band 12

Bandwidth	RB size/ offset	Frequency (MHz)	Power (dBm)				ERP(dBm)(Gt-Lc =0)			
			QPSK	16QAM	64QAM	256QAM	QPSK	16QAM	64QAM	256QAM
1.4MHz	1 RB high	715.3	22.75	22.17	21.05	18.94	20.60	20.02	18.90	16.79
		707.5	22.85	22.14	21.08	18.97	20.70	19.99	18.93	16.82
		699.7	23.00	22.38	21.20	19.07	20.85	20.23	19.05	16.92
	1 RB low	715.3	22.84	22.10	20.13	18.11	20.69	19.95	17.98	15.96
		707.5	22.95	22.28	21.21	19.08	20.80	20.13	19.06	16.93
		699.7	23.02	22.34	20.35	18.31	20.87	20.19	18.20	16.16
	50% RB mid	715.3	22.89	22.02	21.09	18.98	20.74	19.87	18.94	16.83
		707.5	22.95	22.12	21.15	19.03	20.80	19.97	19.00	16.88
		699.7	23.16	22.25	21.32	19.18	21.01	20.10	19.17	17.03
	100% RB	715.3	21.90	20.91	19.92	17.92	19.75	18.76	17.77	15.77
		707.5	21.95	21.02	19.93	17.93	19.80	18.87	17.78	15.78
		699.7	22.15	21.13	20.09	18.08	20.00	18.98	17.94	15.93
3MHz	1 RB high	714.5	22.88	22.09	21.36	19.22	20.73	19.94	19.21	17.07
		707.5	22.93	22.33	21.32	19.18	20.78	20.18	19.17	17.03
		700.5	23.06	22.48	21.36	19.22	20.91	20.33	19.21	17.07
	1 RB low	714.5	22.87	22.41	21.39	19.25	20.72	20.26	19.24	17.10
		707.5	23.05	22.43	21.25	19.12	20.90	20.28	19.10	16.97
		700.5	23.19	22.50	21.43	19.28	21.04	20.35	19.28	17.13
	50% RB mid	714.5	21.95	21.08	20.36	18.32	19.80	18.93	18.21	16.17
		707.5	22.04	21.15	20.20	18.18	19.89	19.00	18.05	16.03
		700.5	22.16	21.22	20.28	18.25	20.01	19.07	18.13	16.10
	100% RB	714.5	21.90	20.94	20.25	18.22	19.75	18.79	18.10	16.07
		707.5	22.09	21.04	20.36	18.32	19.94	18.89	18.21	16.17
		700.5	22.20	21.20	20.18	18.16	20.05	19.05	18.03	16.01
5MHz	1 RB high	713.5	22.38	22.02	21.12	19.00	20.23	19.87	18.97	16.85
		707.5	22.95	22.20	21.27	19.14	20.80	20.05	19.12	16.99
		701.5	23.01	22.31	21.29	19.16	20.86	20.16	19.14	17.01
	1 RB low	713.5	22.93	22.24	21.30	19.16	20.78	20.09	19.15	17.01
		707.5	22.99	22.39	21.35	19.21	20.84	20.24	19.20	17.06
		701.5	23.19	22.49	21.55	19.39	21.04	20.34	19.40	17.24
	50% RB mid	713.5	22.04	21.09	20.15	18.13	19.89	18.94	18.00	15.98
		707.5	22.07	21.09	20.07	18.06	19.92	18.94	17.92	15.91
		701.5	22.14	21.29	20.25	18.22	19.99	19.14	18.10	16.07
	100% RB	713.5	21.88	20.93	19.99	17.99	19.73	18.78	17.84	15.84
		707.5	22.02	21.08	20.09	18.08	19.87	18.93	17.94	15.93
		701.5	22.13	21.24	20.16	18.14	19.98	19.09	18.01	15.99

©Copyright. All rights reserved by CTTL.

10MHz	1 RB high	711.0	22.92	22.26	21.03	18.92	20.77	20.11	18.88	16.77
		707.5	22.87	22.26	21.18	19.06	20.72	20.11	19.03	16.91
		704.0	22.98	22.39	21.21	19.08	20.83	20.24	19.06	16.93
	1 RB low	711.0	23.02	22.46	21.31	19.17	20.87	20.31	19.16	17.02
		707.5	23.08	22.53	21.35	19.21	20.93	20.38	19.20	17.06
		704.0	23.07	22.58	21.29	19.16	20.92	20.43	19.14	17.01
	50% RB mid	711.0	22.09	21.05	20.12	18.10	19.94	18.90	17.97	15.95
		707.5	22.12	21.17	20.16	18.14	19.97	19.02	18.01	15.99
		704.0	22.23	21.28	20.23	18.20	20.08	19.13	18.08	16.05
	100% RB	711.0	22.06	20.97	20.08	18.07	19.91	18.82	17.93	15.92
		707.5	22.10	21.10	20.12	18.10	19.95	18.95	17.97	15.95
		704.0	22.24	21.24	20.26	18.23	20.09	19.09	18.11	16.08

©Copyright. All rights reserved by CTTL.

LTE band 13

Bandwidth	RB size/ offset	Frequency (MHz)	Power (dBm)				ERP(dBm)(Gt-Lc =0)			
			QPSK	16QAM	64QAM	256QAM	QPSK	16QAM	64QAM	256QAM
5MHz	1 RB high	784.5	23.23	22.56	21.14	19.28	21.08	20.41	18.99	17.13
		782.0	23.21	22.45	21.27	19.40	21.06	20.30	19.12	17.25
		779.5	23.15	22.58	21.30	19.43	21.00	20.43	19.15	17.28
	1 RB low	784.5	23.24	22.61	21.50	19.61	21.09	20.46	19.35	17.46
		782.0	23.23	22.57	21.46	19.57	21.08	20.42	19.31	17.42
		779.5	23.13	22.53	21.48	19.59	20.98	20.38	19.33	17.44
	50% RB mid	784.5	22.28	21.29	20.29	18.50	20.13	19.14	18.14	16.35
		782.0	22.26	21.24	20.28	18.50	20.11	19.09	18.13	16.35
		779.5	22.26	21.26	20.29	18.50	20.11	19.11	18.14	16.35
	100% RB	784.5	22.30	21.38	20.32	18.53	20.15	19.23	18.17	16.38
		782.0	22.23	21.28	20.18	18.40	20.08	19.13	18.03	16.25
		779.5	22.31	21.26	20.21	18.43	20.16	19.11	18.06	16.28
10MHz	1 RB high	782.0	23.15	22.54	21.22	19.35	21.00	20.39	19.07	17.20
	1 RB low	782.0	23.10	22.57	21.25	19.38	20.95	20.42	19.10	17.23
	50% RB mid	782.0	22.27	21.29	20.29	18.50	20.12	19.14	18.14	16.35
	100% RB	782.0	22.35	21.25	20.17	18.40	20.20	19.10	18.02	16.25

©Copyright. All rights reserved by CTTL.

LTE band 48

Bandwidth	RB size/ offset	Frequency (MHz)	Power (dBm)				EIRP(dBm)(Gt-Lc =-1.6)			
			QPSK	16QAM	64QAM	256QAM	QPSK	16QAM	64QAM	256QAM
5MHz	1 RB high	3697.5	23.59	22.85	21.72	16.26	21.99	21.25	20.12	14.66
		3625.0	24.12	23.38	22.37	17.39	22.52	21.78	20.77	15.79
		3552.5	23.55	22.86	21.73	17.01	21.95	21.26	20.13	15.41
	1 RB low	3697.5	23.54	22.77	21.77	16.21	21.94	21.17	20.17	14.61
		3625.0	24.27	23.53	22.46	17.37	22.67	21.93	20.86	15.77
		3552.5	23.49	22.78	21.73	16.83	21.89	21.18	20.13	15.23
	100% RB	3697.5	22.36	21.39	21.36	15.88	20.76	19.79	19.76	14.28
		3625.0	22.96	22.09	21.11	17.05	21.36	20.49	19.51	15.45
		3552.5	22.35	21.37	20.42	16.45	20.75	19.77	18.82	14.85
10MHz	1 RB high	3695.0	23.52	22.87	21.85	16.21	21.92	21.27	20.25	14.61
		3625.0	24.12	23.62	22.35	17.20	22.52	22.02	20.75	15.60
		3555.0	23.51	23.13	21.78	17.11	21.91	21.53	20.18	15.51
	1 RB low	3695.0	23.49	22.73	21.64	16.13	21.89	21.13	20.04	14.53
		3625.0	24.18	23.61	22.41	17.36	22.58	22.01	20.81	15.76
		3555.0	23.69	22.85	21.82	16.78	22.09	21.25	20.22	15.18
	100% RB	3695.0	21.74	20.77	19.83	15.27	20.14	19.17	18.23	13.67
		3625.0	22.44	21.50	20.48	16.44	20.84	19.90	18.88	14.84
		3555.0	21.82	20.82	19.84	15.93	20.22	19.22	18.24	14.33
15MHz	1 RB high	3692.5	23.48	22.81	21.65	16.54	21.88	21.21	20.05	14.94
		3625.0	23.99	23.21	22.17	17.36	22.39	21.61	20.57	15.76
		3557.5	23.53	22.92	21.82	17.34	21.93	21.32	20.22	15.74
	1 RB low	3692.5	23.27	22.59	21.46	16.36	21.67	20.99	19.86	14.76
		3625.0	24.12	23.35	22.42	17.42	22.52	21.75	20.82	15.82
		3557.5	23.51	22.77	21.81	16.95	21.91	21.17	20.21	15.35
	100% RB	3692.5	20.91	19.95	18.92	14.57	19.31	18.35	17.32	12.97
		3625.0	21.60	20.70	19.64	15.71	20.00	19.10	18.04	14.11
		3557.5	20.96	20.01	19.13	15.03	19.36	18.41	17.53	13.43
20MHz	1 RB high	3690.0	23.54	22.82	21.69	16.42	21.94	21.22	20.09	14.82
		3625.0	23.89	23.16	22.07	17.12	22.29	21.56	20.47	15.52
		3560.0	23.59	22.89	21.77	17.12	21.99	21.29	20.17	15.52
	1 RB low	3690.0	23.17	22.44	21.32	16.12	21.57	20.84	19.72	14.52
		3625.0	24.06	23.37	22.24	16.99	22.46	21.77	20.64	15.39
		3560.0	23.54	22.76	21.73	16.71	21.94	21.16	20.13	15.11
	100% RB	3690.0	20.08	19.11	18.09	13.68	18.48	17.51	16.49	12.08
		3625.0	20.84	19.86	18.84	14.77	19.24	18.26	17.24	13.17
		3560.0	20.16	19.22	18.24	14.26	18.56	17.62	16.64	12.66

©Copyright. All rights reserved by CTTL.

LTE band 66

Bandwidth	RB size/ offset	Frequency (MHz)	Power (dBm)				EIRP(dBm)(Gt-Lc =1)			
			QPSK	16QAM	64QAM	256QAM	QPSK	16QAM	64QAM	256QAM
1.4MHz	1 RB high	1779.3	23.11	22.42	21.32	19.18	24.11	23.42	22.32	20.18
		1745.0	23.21	22.55	21.59	19.41	24.21	23.55	22.59	20.41
		1710.7	23.13	22.68	21.51	19.34	24.13	23.68	22.51	20.34
	1 RB low	1779.3	23.11	22.48	21.49	19.33	24.11	23.48	22.49	20.33
		1745.0	23.20	22.58	21.56	19.39	24.20	23.58	22.56	20.39
		1710.7	23.21	22.51	21.31	19.17	24.21	23.51	22.31	20.17
	50% RB mid	1779.3	23.17	22.29	21.36	19.21	24.17	23.29	22.36	20.21
		1745.0	23.31	22.42	21.55	19.38	24.31	23.42	22.55	20.38
		1710.7	23.25	22.37	21.45	19.29	24.25	23.37	22.45	20.29
	100% RB	1779.3	22.24	21.32	20.23	18.24	23.24	22.32	21.23	19.24
		1745.0	22.34	21.40	20.28	18.28	23.34	22.40	21.28	19.28
		1710.7	22.29	21.34	20.29	18.29	23.29	22.34	21.29	19.29
3MHz	1 RB high	1778.5	23.14	22.47	22.42	19.42	24.14	23.47	23.42	20.42
		1745.0	23.32	22.69	22.46	19.46	24.32	23.69	23.46	20.46
		1711.5	23.25	22.69	22.49	19.48	24.25	23.69	23.49	20.48
	1 RB low	1778.5	23.22	22.66	22.43	19.43	24.22	23.66	23.43	20.43
		1745.0	23.30	22.61	22.55	19.54	24.30	23.61	23.55	20.54
		1711.5	23.31	22.67	21.62	19.44	24.31	23.67	22.62	20.44
	50% RB mid	1778.5	22.28	21.43	21.39	18.53	23.28	22.43	22.39	19.53
		1745.0	22.35	21.44	21.48	18.61	23.35	22.44	22.48	19.61
		1711.5	22.37	21.50	20.41	18.37	23.37	22.50	21.41	19.37
	100% RB	1778.5	22.32	21.34	21.34	18.49	23.32	22.34	22.34	19.49
		1745.0	22.31	21.28	21.27	18.43	23.31	22.28	22.27	19.43
		1711.5	22.36	21.42	20.45	18.43	23.36	22.42	21.45	19.43
5MHz	1 RB high	1777.5	23.23	22.45	22.24	19.98	24.23	23.45	23.24	20.98
		1745.0	23.27	22.66	21.69	19.50	24.27	23.66	22.69	20.50
		1712.5	23.26	22.58	21.72	19.53	24.26	23.58	22.72	20.53
	1 RB low	1777.5	23.25	22.44	22.62	20.31	24.25	23.44	23.62	21.31
		1745.0	23.23	22.53	21.29	19.15	24.23	23.53	22.29	20.15
		1712.5	23.32	22.63	21.38	19.23	24.32	23.63	22.38	20.23
	50% RB mid	1777.5	22.37	21.40	21.34	19.20	23.37	22.40	22.34	20.20
		1745.0	22.34	21.40	20.40	18.38	23.34	22.40	21.40	19.38
		1712.5	22.37	21.39	20.44	18.42	23.37	22.39	21.44	19.42
	100% RB	1777.5	22.25	21.35	20.52	18.49	23.25	22.35	21.52	19.49
		1745.0	22.36	21.38	20.34	18.33	23.36	22.38	21.34	19.33
		1712.5	22.32	21.35	20.41	18.39	23.32	22.35	21.41	19.39

©Copyright. All rights reserved by CTTL.

10MHz	1 RB high	1775.0	23.32	22.51	22.35	19.36	24.32	23.51	23.35	20.36
		1745.0	23.27	22.73	22.76	19.72	24.27	23.73	23.76	20.72
		1715.0	23.18	22.45	22.78	19.74	24.18	23.45	23.78	20.74
	1 RB low	1775.0	23.07	22.71	22.85	19.80	24.07	23.71	23.85	20.80
		1745.0	23.42	22.69	22.45	19.45	24.42	23.69	23.45	20.45
		1715.0	23.13	22.65	22.50	19.49	24.13	23.65	23.50	20.49
	50% RB mid	1775.0	22.27	21.29	21.31	18.46	23.27	22.29	22.31	19.46
		1745.0	22.30	21.33	21.41	18.55	23.30	22.33	22.41	19.55
		1715.0	22.45	21.43	21.44	18.57	23.45	22.43	22.44	19.57
	100% RB	1775.0	22.23	21.26	21.28	18.44	23.23	22.26	22.28	19.44
		1745.0	22.31	21.35	21.34	18.49	23.31	22.35	22.34	19.49
		1715.0	22.41	21.39	21.34	18.49	23.41	22.39	22.34	19.49
15MHz	1 RB high	1772.5	23.17	22.45	22.36	19.37	24.17	23.45	23.36	20.37
		1745.0	23.33	22.56	22.45	19.45	24.33	23.56	23.45	20.45
		1717.5	23.28	22.67	22.36	19.37	24.28	23.67	23.36	20.37
	1 RB low	1772.5	23.10	22.50	22.38	19.39	24.10	23.50	23.38	20.39
		1745.0	23.24	22.65	22.49	19.48	24.24	23.65	23.49	20.48
		1717.5	23.28	22.73	22.50	19.49	24.28	23.73	23.50	20.49
	50% RB mid	1772.5	22.31	21.29	21.26	18.42	23.31	22.29	22.26	19.42
		1745.0	22.32	21.36	21.43	18.57	23.32	22.36	22.43	19.57
		1717.5	22.40	21.40	21.40	18.54	23.40	22.40	22.40	19.54
	100% RB	1772.5	22.19	21.23	21.25	18.41	23.19	22.23	22.25	19.41
		1745.0	22.35	21.27	21.37	18.51	23.35	22.27	22.37	19.51
		1717.5	22.33	21.43	21.38	18.52	23.33	22.43	22.38	19.52
20MHz	1 RB high	1770.0	23.33	22.74	22.49	19.48	24.33	23.74	23.49	20.48
		1745.0	23.39	22.70	22.45	19.45	24.39	23.70	23.45	20.45
		1720.0	23.36	22.57	21.83	19.32	24.36	23.57	22.83	20.32
	1 RB low	1770.0	23.36	22.67	22.65	19.62	24.36	23.67	23.65	20.62
		1745.0	23.52	22.78	22.37	19.38	24.52	23.78	23.37	20.38
		1720.0	23.51	22.84	21.66	19.16	24.51	23.84	22.66	20.16
	50% RB mid	1770.0	22.33	21.42	21.44	18.57	23.33	22.42	22.44	19.57
		1745.0	22.53	21.39	21.35	18.50	23.53	22.39	22.35	19.50
		1720.0	22.52	21.57	20.54	18.09	23.52	22.57	21.54	19.09
	100% RB	1770.0	22.40	21.47	21.50	18.63	23.40	22.47	22.50	19.63
		1745.0	22.46	21.47	21.52	18.64	23.46	22.47	22.52	19.64
		1720.0	22.55	21.53	20.52	18.05	23.55	22.53	21.52	19.05

©Copyright. All rights reserved by CTTL.

LTE CA Band 5B

Bandwidth	Frequency (MHz)	Frequency (MHz)	Modulation	PCC RB		SCC RB		Conducted Power(dBm)	EIRP(dBm) (Gt-Lc =0.3)
				Size	Offset	Size	Offset		
3MHz/ 5MHz	834.1	838	QPSK	1	14	1	0	24.38	22.53
				15	0	25	0	24.55	22.70
			16QAM	1	14	1	0	23.50	21.65
				15	0	25	0	23.83	21.98
			64QAM	1	14	1	0	22.22	20.37
				15	0	25	0	22.97	21.12
			256QAM	1	14	1	0	21.34	19.49
				15	0	25	0	21.95	20.10
5MHz/ 3MHz	835	838.9	QPSK	1	24	1	0	24.35	22.50
				25	0	15	0	24.48	22.63
			16QAM	1	24	1	0	23.94	22.09
				25	0	15	0	23.78	21.93
			64QAM	1	24	1	0	22.99	21.14
				25	0	15	0	22.90	21.05
			256QAM	1	24	1	0	21.79	19.94
				25	0	15	0	21.90	20.05
5MHz/ 10MHz	831.8	839	QPSK	1	24	1	0	24.36	22.51
				25	0	50	0	22.45	20.60
			16QAM	1	24	1	0	23.48	21.63
				25	0	50	0	21.53	19.68
			64QAM	1	24	1	0	22.34	20.49
				25	0	50	0	21.50	19.65
			256QAM	1	24	1	0	19.49	17.64
				25	0	50	0	19.55	17.70
10MHz/ 5MHz	834	841.2	QPSK	1	49	1	0	24.54	22.69
				50	0	25	0	22.56	20.71
			16QAM	1	49	1	0	23.46	21.61
				50	0	25	0	21.52	19.67
			64QAM	1	49	1	0	22.39	20.54
				50	0	25	0	21.63	19.78
			256QAM	1	49	1	0	19.63	17.78
				50	0	25	0	19.55	17.70
10MHz/ 10MHz	831.6	841.5	QPSK	1	49	1	0	24.52	22.67
				50	0	50	0	22.45	20.60
			16QAM	1	49	1	0	23.58	21.73
				50	0	50	0	21.47	19.62
			64QAM	1	49	1	0	22.39	20.54

©Copyright. All rights reserved by CTTL.

				50	0	50	0	21.59	19.74
			256QAM	1	49	1	0	19.49	17.64
				50	0	50	0	19.53	17.68

©Copyright. All rights reserved by CTTL.

LTE CA Band 66B

Bandwidth	Frequency (MHz)	Frequency (MHz)	Modulation	PCC RB		SCC RB		Conducted Power(dBm)	EIRP(dBm)(Gt-Lc=1)
				Size	Offset	Size	Offset		
5MHz/5MHz	1752.6	1757.4	QPSK	1	24	1	0	24.30	25.30
				25	0	25	0	22.42	23.42
			16QAM	1	24	1	0	23.47	24.47
				25	0	25	0	21.39	22.39
			64QAM	1	24	1	0	22.34	23.34
				25	0	25	0	21.40	22.40
			256QAM	1	24	1	0	19.44	20.44
				25	0	25	0	19.43	20.43
5MHz/10MHz	1750.3	1757.5	QPSK	1	24	1	0	24.36	25.36
				25	0	50	0	22.41	23.41
			16QAM	1	24	1	0	23.54	24.54
				25	0	50	0	21.45	22.45
			64QAM	1	24	1	0	22.41	23.41
				25	0	50	0	21.41	22.41
			256QAM	1	24	1	0	19.48	20.48
				25	0	50	0	19.44	20.44
5MHz/15MHz	1748.1	1757.4	QPSK	1	24	1	0	24.20	25.20
				25	0	75	0	22.35	23.35
			16QAM	1	24	1	0	23.37	24.37
				25	0	75	0	21.36	22.36
			64QAM	1	24	1	0	22.20	23.20
				25	0	75	0	21.37	22.37
			256QAM	1	24	1	0	19.43	20.43
				25	0	75	0	19.37	20.37
10MHz/5MHz	1752.5	1759.7	QPSK	1	49	1	0	24.39	25.39
				50	0	25	0	22.46	23.46
			16QAM	1	49	1	0	23.58	24.58
				50	0	25	0	21.49	22.49
			64QAM	1	49	1	0	22.37	23.37
				50	0	25	0	21.51	22.51
			256QAM	1	49	1	0	19.50	20.50
				50	0	25	0	19.55	20.55
10MHz/10MHz	1750.1	1760	QPSK	1	49	1	0	24.41	25.41
				50	0	50	0	22.46	23.46
			16QAM	1	49	1	0	23.54	24.54
				50	0	50	0	21.49	22.49
			64QAM	1	49	1	0	22.37	23.37

©Copyright. All rights reserved by CTTL.

				50	0	50	0	21.48	22.48
			256QAM	1	49	1	0	19.55	20.55
				50	0	50	0	19.50	20.50
15MHz/ 5MHz	1752.6	1761.9	QPSK	1	74	1	0	24.43	25.43
				75	0	25	0	22.47	23.47
			16QAM	1	74	1	0	23.62	24.62
				75	0	25	0	21.44	22.44
			64QAM	1	74	1	0	22.39	23.39
				75	0	25	0	21.50	22.50
			256QAM	1	74	1	0	19.65	20.65
				75	0	25	0	19.50	20.50

©Copyright. All rights reserved by CTTL.

LTE CA Band 66C

Bandwidth	Frequency (MHz)	Frequency (MHz)	Modulation	PCC RB		SCC RB		Conducted Power(dBm)	EIRP(dBm) (Gt-Lc=1)
				Size	Offset	Size	Offset		
5MHz/ 20MHz	1745.8	1757.5	QPSK	1	24	1	0	24.48	25.48
				25	0	100	0	22.65	23.65
			16QAM	1	24	1	0	23.70	24.70
				25	0	100	0	21.61	22.61
			64QAM	1	24	1	0	21.88	22.88
				25	0	100	0	21.57	22.57
			256QAM	1	24	1	0	19.62	20.62
				25	0	100	0	19.63	20.63
10MHz/ 15MHz	1747.9	1757.9	QPSK	1	49	1	0	24.63	25.63
				50	0	75	0	22.73	23.73
			16QAM	1	49	1	0	23.85	24.85
				50	0	75	0	21.72	22.72
			64QAM	1	49	1	0	22.17	23.17
				50	0	75	0	21.75	22.75
			256QAM	1	49	1	0	19.80	20.80
				50	0	75	0	19.71	20.71
10MHz/ 20MHz	1745.6	1760.0	QPSK	1	49	1	0	24.61	25.61
				50	0	100	0	19.24	20.24
			16QAM	1	49	1	0	23.67	24.67
				50	0	100	0	21.67	22.67
			64QAM	1	49	1	0	22.03	23.03
				50	0	100	0	21.65	22.65
			256QAM	1	49	1	0	19.79	20.79
				50	0	100	0	19.64	20.64
15MHz/ 10MHz	1750.1	1762.1	QPSK	1	74	1	0	24.75	25.75
				75	0	50	0	22.73	23.73
			16QAM	1	74	1	0	23.76	24.76
				75	0	50	0	21.78	22.78
			64QAM	1	74	1	0	22.46	23.46
				75	0	50	0	21.79	22.79
			256QAM	1	74	1	0	19.78	20.78
				75	0	50	0	19.78	20.78
15MHz/ 15MHz	1747.5	1762.5	QPSK	1	74	1	0	24.63	25.63
				75	0	75	0	22.72	23.72
			16QAM	1	74	1	0	23.76	24.76
				75	0	75	0	21.70	22.70
			64QAM	1	74	1	0	22.46	23.46

©Copyright. All rights reserved by CTTL.

				75	0	75	0	21.72	22.72
			256QAM	1	74	1	0	19.73	20.73
				75	0	75	0	19.68	20.68
15MHz/ 20MHz	1745.3	1762.4	QPSK	1	74	1	0	24.65	25.65
				75	0	100	0	22.65	23.65
			16QAM	1	74	1	0	23.73	24.73
				75	0	100	0	21.67	22.67
			64QAM	1	74	1	0	22.62	23.62
				75	0	100	0	21.69	22.69
			256QAM	1	74	1	0	19.68	20.68
				75	0	100	0	19.65	20.65
20MHz/ 5MHz	1752.5	1764.2	QPSK	1	99	1	0	24.73	25.73
				100	0	25	0	22.74	23.74
			16QAM	1	99	1	0	23.56	24.56
				100	0	25	0	21.77	22.77
			64QAM	1	99	1	0	22.28	23.28
				100	0	25	0	21.72	22.72
			256QAM	1	99	1	0	19.67	20.67
				100	0	25	0	19.72	20.72
20MHz/ 10MHz	1750.1	1764.5	QPSK	1	99	1	0	24.80	25.80
				100	0	50	0	22.73	23.73
			16QAM	1	99	1	0	23.67	24.67
				100	0	50	0	21.73	22.73
			64QAM	1	99	1	0	22.58	23.58
				100	0	50	0	21.75	22.75
			256QAM	1	99	1	0	19.71	20.71
				100	0	50	0	19.70	20.70
20MHz/ 15MHz	1747.6	1764.7	QPSK	1	99	1	0	24.72	25.72
				100	0	75	0	22.73	23.73
			16QAM	1	99	1	0	23.68	24.68
				100	0	75	0	21.67	22.67
			64QAM	1	99	1	0	22.78	23.78
				100	0	75	0	21.70	22.70
			256QAM	1	99	1	0	19.63	20.63
				100	0	75	0	19.68	20.68
20MHz/ 20MHz	1745.1	1764.9	QPSK	1	99	1	0	24.76	25.76
				100	0	100	0	22.67	23.67
			16QAM	1	99	1	0	23.63	24.63
				100	0	100	0	21.68	22.68
			64QAM	1	99	1	0	22.84	23.84
				100	0	100	0	21.66	22.66
			256QAM	1	99	1	0	19.70	20.70

©Copyright. All rights reserved by CTTL.

				100	0	100	0	19.70	20.70

©Copyright. All rights reserved by CTTL.

A.2 Emission Limit

A.2.1 Measurement Method

The measurements procedures in TIA-603E-2016 are used. This measurement is carried out in fully anechoic chamber FAC-3.

The spectrum was scanned from 30 MHz to the 10th harmonic of the highest frequency generated within the equipment, which is the transmitted carrier. The resolution bandwidth is set 1MHz. The spectrum was scanned with the mobile station transmitting at carrier frequencies that pertain to low, mid and high channels of each LTE Band.

The procedure of radiated spurious emissions is as follows:

1. EUT was placed on a 1.5-meter-high non-conductive stand at a 3-meter test distance from the receive antenna. A receiving antenna was placed on the antenna mast 3 meters from the EUT for emission measurements. The height of receiving antenna is 1.5m. The test setup refers to figure below. Detected emissions were maximized at each frequency by rotating the EUT through 360 and adjusting the receiving antenna polarization. The radiated emission measurements of all non-harmonic and harmonics of the transmit frequency through the 10th harmonic were measured with peak detector.

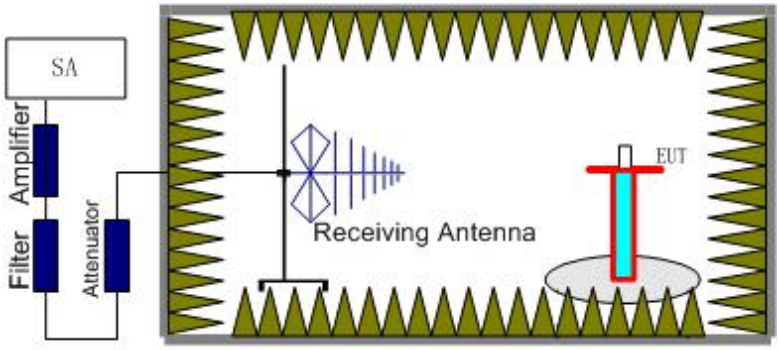

2. The EUT is then put into continuously transmitting mode at its maximum power level during the test. And the maximum value of the receiver should be recorded as (Pr).
3. The EUT shall be replaced by a substitution antenna. The test setup refers to figure below.

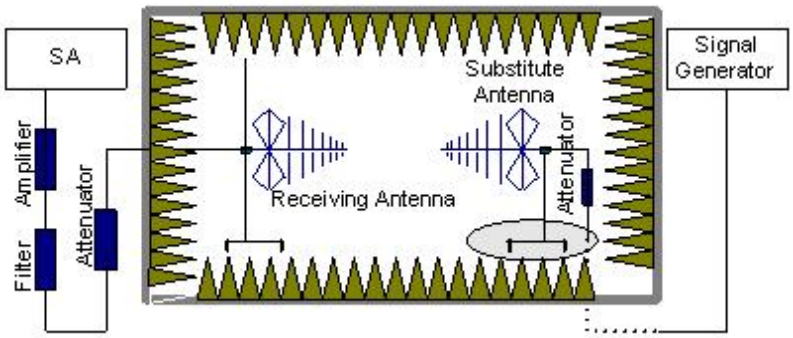

In the chamber, a substitution antenna for the frequency band of interest is placed at the reference point of the chamber. An RF Signal source for the frequency band of interest is connected to the substitution antenna with a cable that has been constructed to not interfere with the radiation pattern of the antenna. A power (P_{Mea}) is applied to the input of the

©Copyright. All rights reserved by CTTL.

substitution antenna. Adjust the level of the signal generator output until the value of the receiver reaches the previously recorded (P_r). The power of signal source (P_{Mea}) is recorded. The test should be performed by rotating the test item and adjusting the receiving antenna polarization.

4. The Path loss (P_{pl}) between the Signal Source with the Substitution Antenna and the Substitution Antenna Gain (G_a) should be recorded after test.
   An amplifier should be connected in for the test.
   The Path loss (P_{pl}) is the summation of the cable loss and the gain of the amplifier.
   The measurement results are obtained as described below:
   Power (EIRP)=P_{Mea} - P_{pl} + G_a
5. This value is EIRP since the measurement is calibrated using an antenna of known gain (unit: dBi) and known input power.
6. ERP can be calculated from EIRP by subtracting the gain of the dipole, ERP = EIRP - 2.15dB.

A.2.2 Measurement Limit

Part 24.238 specify that the power of any emission outside of the authorized operating frequency ranges must be attenuated below the transmitting power (P) by a factor of at least 43 + 10 log(P) dB.

Part 22.917 specify that the power of any emission outside of the authorized operating frequency ranges must be attenuated below the transmitting power (P) by a factor of at least 43 + 10 log(P) dB.

Part 27.53(g) states for operations in the 600 MHz band and the 698–746 MHz band, the power of any emission outside a licensee's frequency band(s) of operation shall be attenuated below the transmitter power (P) within the licensed band(s) of operation, measured in watts, by at least 43 + 10 log (P) dB. Compliance with this provision is based on the use of measurement instrumentation employing a resolution bandwidth of 100 kilohertz or greater. However, in the 100 kilohertz bands immediately outside and adjacent to a licensee's frequency block, a resolution bandwidth of at least 30 kHz may be employed.

Part 27.53(g) states for operations in the 600 MHz band and the 698–746 MHz band, the power of any emission outside a licensee's frequency band(s) of operation shall be attenuated below the transmitter power (P) within the licensed band(s) of operation, measured in watts, by at least 43 + 10 log (P) dB. Compliance with this provision is based on the use of measurement instrumentation employing a resolution bandwidth of 100 kilohertz or greater. However, in the 100 kilohertz bands immediately outside and adjacent to a licensee's frequency block, a resolution bandwidth of at least 30 kHz may be employed.

Part 27.53(h) specify that the power of any emission outside of the authorized operating frequency ranges must be attenuated below the transmitting power (P) by a factor of at least 43 + 10 log(P) dB.

©Copyright. All rights reserved by CTTL.

A.2.3 Measurement Results

Radiated emissions measurements were made only at the upper, middle, and lower carrier frequencies of each LTE Band. It was decided that measurements at these three carrier frequencies would be sufficient to demonstrate compliance with emissions limits because it was seen that all the significant spurs occur well outside the band and no radiation was seen from a carrier in one block of each LTE Band into any of the other blocks. The equipment must still, however, meet emissions requirements with the carrier at all frequencies over which it is capable of operating and it is the manufacturer's responsibility to verify this. The range of evaluated frequency is from 30MHz to 26GHz.

©Copyright. All rights reserved by CTTL.

LTE Band 2, 1.4MHz, QPSK, Channel 18607

Frequency (MHz)	P_{Mea} (dBm)	Path Loss(dB)	Antenna Gain(dBi)	Peak EIRP (dBm)	Limit (dBm)	Margin (dB)	Polarization
3729.02	-66.76	6.36	8.52	-64.60	-13.00	51.60	V
5511.02	-66.50	7.10	10.60	-63.00	-13.00	50.00	H
7401.01	-57.35	8.12	12.08	-53.39	-13.00	40.39	V
9272.01	-56.17	9.09	13.26	-52.00	-13.00	39.00	V
11087.01	-52.74	9.86	13.18	-49.42	-13.00	36.42	V
13002.01	-47.00	10.48	13.50	-43.98	-13.00	30.98	H

LTE Band 2, 1.4MHz, QPSK, Channel 18900

Frequency (MHz)	P_{Mea} (dBm)	Path Loss(dB)	Antenna Gain(dBi)	Peak EIRP (dBm)	Limit (dBm)	Margin (dB)	Polarization
3749.02	-67.48	6.30	8.55	-65.23	-13.00	52.23	V
5600.02	-65.27	7.24	10.58	-61.93	-13.00	48.93	V
7509.01	-57.24	8.36	12.21	-53.39	-13.00	40.39	V
9386.01	-57.09	9.05	13.33	-52.81	-13.00	39.81	V
11254.01	-51.26	9.72	13.15	-47.83	-13.00	34.83	V
13128.01	-45.03	10.81	13.68	-42.16	-13.00	29.16	V

LTE Band 2, 1.4MHz, QPSK, Channel 19193

Frequency (MHz)	P_{Mea} (dBm)	Path Loss(dB)	Antenna Gain(dBi)	Peak EIRP (dBm)	Limit (dBm)	Margin (dB)	Polarization
3769.02	-67.57	6.23	8.58	-65.22	-13.00	52.22	V
5689.02	-64.91	7.29	10.56	-61.64	-13.00	48.64	H
7619.01	-58.30	8.06	12.30	-54.06	-13.00	41.06	V
9545.01	-56.77	9.38	13.35	-52.80	-13.00	39.80	V
11414.01	-50.58	10.03	13.12	-47.49	-13.00	34.49	V
13399.01	-43.85	10.57	14.06	-40.36	-13.00	27.36	V

©Copyright. All rights reserved by CTTL.

LTE Band 5, 1.4MHz, QPSK, Channel 20407

Frequency (MHz)	P_{Mea} (dBm)	Path Loss(dB)	Antenna Gain(dBi)	Correction (dB)	Peak ERP (dBm)	Limit (dBm)	Margin (dB)	Polarization
1650.01	-50.17	3.57	5.23	2.15	-50.66	-13.00	37.66	H
2477.00	-47.60	4.60	6.03	2.15	-48.32	-13.00	35.32	V
3307.02	-68.31	5.29	7.74	2.15	-68.01	-13.00	55.01	V
4138.02	-64.51	6.07	9.04	2.15	-63.69	-13.00	50.69	H
4952.01	-64.53	6.69	9.85	2.15	-63.52	-13.00	50.52	V
5783.01	-64.23	7.22	10.54	2.15	-63.06	-13.00	50.06	H

LTE Band 5, 1.4MHz, QPSK, Channel 20525

Frequency (MHz)	P_{Mea} (dBm)	Path Loss(dB)	Antenna Gain(dBi)	Correction (dB)	Peak ERP (dBm)	Limit (dBm)	Margin (dB)	Polarization
1673.01	-49.68	3.58	5.19	2.15	-50.22	-13.00	37.22	H
2522.00	-46.48	4.65	6.14	2.15	-47.14	-13.00	34.14	H
3333.02	-67.91	5.30	7.80	2.15	-67.56	-13.00	54.56	V
4175.02	-65.00	6.15	9.08	2.15	-64.22	-13.00	51.22	V
5027.01	-65.24	6.57	9.94	2.15	-64.02	-13.00	51.02	V
5862.01	-62.97	7.27	10.53	2.15	-61.86	-13.00	48.86	V

LTE Band 5, 1.4MHz, QPSK, Channel 20643

Frequency (MHz)	P_{Mea} (dBm)	Path Loss(dB)	Antenna Gain(dBi)	Correction (dB)	Peak ERP (dBm)	Limit (dBm)	Margin (dB)	Polarization
1697.01	-50.64	3.60	5.15	2.15	-51.24	-13.00	38.24	H
2548.00	-45.38	4.67	6.19	2.15	-46.01	-13.00	33.01	H
3383.02	-68.27	5.35	7.92	2.15	-67.85	-13.00	54.85	V
4228.02	-65.27	6.26	9.13	2.15	-64.55	-13.00	51.55	V
5091.01	-64.48	6.75	10.03	2.15	-63.35	-13.00	50.35	V
5932.01	-63.52	7.47	10.51	2.15	-62.63	-13.00	49.63	V

©Copyright. All rights reserved by CTTL.

LTE Band 5B, 3MHz+5MHz, QPSK, Channel 20416+20455

Frequency (MHz)	P_{Mea} (dBm)	Path Loss(dB)	Antenna Gain(dBi)	Correction (dB)	Peak ERP (dBm)	Limit (dBm)	Margin (dB)	Polarization
1637.51	-54.24	3.56	5.25	2.15	-54.70	-13.00	41.70	H
2486.00	-46.60	4.61	6.06	2.15	-47.30	-13.00	34.30	H
3314.11	-61.47	5.29	7.75	2.15	-61.16	-13.00	48.16	V
4126.84	-55.63	6.04	9.03	2.15	-54.79	-13.00	41.79	V
4953.50	-55.96	6.68	9.85	2.15	-54.94	-13.00	41.94	V
5774.59	-56.84	7.23	10.55	2.15	-55.67	-13.00	42.67	V

LTE Band 5B, 3MHz+5MHz, Channel 20501+20540

Frequency (MHz)	P_{Mea} (dBm)	Path Loss(dB)	Antenna Gain(dBi)	Correction (dB)	Peak ERP (dBm)	Limit (dBm)	Margin (dB)	Polarization
1668.01	-55.18	3.58	5.20	2.15	-55.71	-13.00	42.71	H
2513.50	-46.25	4.64	6.12	2.15	-46.92	-13.00	33.92	H
3345.45	-60.70	5.31	7.83	2.15	-60.33	-13.00	47.33	V
4156.79	-57.23	6.11	9.06	2.15	-56.43	-13.00	43.43	H
5010.61	-57.48	6.58	9.91	2.15	-56.30	-13.00	43.30	H
5849.10	-57.58	7.23	10.53	2.15	-56.43	-13.00	43.43	V

LTE Band 5B, 3MHz+5MHz, Channel 20586+20625

Frequency (MHz)	P_{Mea} (dBm)	Path Loss(dB)	Antenna Gain(dBi)	Correction (dB)	Peak ERP (dBm)	Limit (dBm)	Margin (dB)	Polarization
1694.01	-54.98	3.60	5.15	2.15	-55.58	-13.00	42.58	H
2526.00	-46.53	4.65	6.15	2.15	-47.18	-13.00	34.18	H
3371.91	-60.81	5.34	7.89	2.15	-60.41	-13.00	47.41	V
4220.86	-57.66	6.25	9.12	2.15	-56.94	-13.00	43.94	H
5051.69	-57.33	6.64	9.97	2.15	-56.15	-13.00	43.15	V
5909.00	-56.07	7.42	10.52	2.15	-55.12	-13.00	42.12	V

©Copyright. All rights reserved by CTTL.

LTE Band 12, 1.4MHz, QPSK, Channel 23017

Frequency (MHz)	P_{Mea} (dBm)	Path Loss(dB)	Antenna Gain(dBi)	Correction (dB)	Peak ERP (dBm)	Limit (dBm)	Margin (dB)	Polarization
1326.01	-56.10	3.14	4.60	2.15	-56.79	-13.00	43.79	H
2017.00	-48.89	4.10	4.65	2.15	-50.49	-13.00	37.49	H
2666.00	-45.13	4.76	6.40	2.15	-45.64	-13.00	32.64	H
3352.02	-68.40	5.32	7.84	2.15	-68.03	-13.00	55.03	V
4033.02	-66.40	6.05	8.93	2.15	-65.67	-13.00	52.67	H
4675.02	-66.06	6.48	9.58	2.15	-65.11	-13.00	52.11	V

LTE Band 12, 1.4MHz, QPSK, Channel 23095

Frequency (MHz)	P_{Mea} (dBm)	Path Loss(dB)	Antenna Gain(dBi)	Correction (dB)	Peak ERP (dBm)	Limit (dBm)	Margin (dB)	Polarization
1428.01	-54.37	3.27	5.13	2.15	-54.66	-13.00	41.66	H
2128.00	-49.05	4.22	4.98	2.15	-50.44	-13.00	37.44	H
2825.00	-44.53	4.95	6.69	2.15	-44.94	-13.00	31.94	H
3523.02	-65.68	5.56	8.23	2.15	-65.16	-13.00	52.16	V
4250.02	-65.28	6.24	9.15	2.15	-64.52	-13.00	51.52	V
4944.01	-65.47	6.70	9.84	2.15	-64.48	-13.00	51.48	V

LTE Band 12, 1.4MHz, QPSK, Channel 23173

Frequency (MHz)	P_{Mea} (dBm)	Path Loss(dB)	Antenna Gain(dBi)	Correction (dB)	Peak ERP (dBm)	Limit (dBm)	Margin (dB)	Polarization
1431.01	-50.80	3.28	5.14	2.15	-51.09	-13.00	38.09	H
2160.00	-49.01	4.26	5.08	2.15	-50.34	-13.00	37.34	H
2864.00	-45.34	4.96	6.76	2.15	-45.69	-13.00	32.69	H
3576.02	-65.61	6.09	8.31	2.15	-65.54	-13.00	52.54	V
4304.02	-64.61	6.19	9.20	2.15	-63.75	-13.00	50.75	V
4996.01	-64.26	6.61	9.90	2.15	-63.12	-13.00	50.12	H

©Copyright. All rights reserved by CTTL.

LTE Band 13, 5MHz, QPSK, Channel 23205

Frequency (MHz)	P_{Mea} (dBm)	Path Loss(dB)	Antenna Gain(dBi)	Correction (dB)	Peak ERP (dBm)	Limit (dBm)	Margin (dB)	Polarization
1559.25	-64.09	3.47	5.39	0.00	-64.32	-40.00	24.32	H
2334.15	-48.65	4.44	5.60	2.15	-49.64	-13.00	36.64	H
3119.02	-58.83	5.38	7.29	2.15	-59.07	-13.00	46.07	H
3899.02	-59.57	6.11	8.76	2.15	-59.07	-13.00	46.07	H
4677.02	-59.09	6.49	9.58	2.15	-58.15	-13.00	45.15	V
5461.01	-58.32	6.91	10.55	2.15	-56.83	-13.00	43.83	H

LTE Band 13, 5MHz, QPSK, Channel 23230

Frequency (MHz)	P_{Mea} (dBm)	Path Loss(dB)	Antenna Gain(dBi)	Correction (dB)	Peak ERP (dBm)	Limit (dBm)	Margin (dB)	Polarization
1564.41	-58.06	3.48	5.38	0.00	-58.31	-40.00	18.31	H
2343.23	-47.86	4.45	5.63	2.15	-48.83	-13.00	35.83	H
3129.02	-59.50	5.40	7.31	2.15	-59.74	-13.00	46.74	V
3914.52	-59.98	6.12	8.78	2.15	-59.47	-13.00	46.47	V
4694.02	-59.30	6.50	9.59	2.15	-58.36	-13.00	45.36	V
5471.51	-57.94	6.95	10.56	2.15	-56.48	-13.00	43.48	V

LTE Band 13, 5MHz, QPSK, Channel 23255

Frequency (MHz)	P_{Mea} (dBm)	Path Loss(dB)	Antenna Gain(dBi)	Correction (dB)	Peak ERP (dBm)	Limit (dBm)	Margin (dB)	Polarization
1569.33	-63.22	3.48	5.38	0.00	-63.47	-40.00	23.47	H
2365.89	-48.83	4.48	5.70	2.15	-49.76	-13.00	36.76	H
3138.52	-58.60	5.38	7.33	2.15	-58.80	-13.00	45.80	V
3934.02	-59.35	6.12	8.81	2.15	-58.81	-13.00	45.81	V
4707.52	-57.89	6.51	9.61	2.15	-56.94	-13.00	43.94	V
5504.51	-57.37	7.08	10.60	2.15	-56.00	-13.00	43.00	V

©Copyright. All rights reserved by CTTL.

LTE Band 48, 5MHz, QPSK, Channel 55265

Frequency (MHz)	P_{Mea} (dBm)	Path Loss(dB)	Antenna Gain(dBi)	Peak EIRP (dBm)	Limit (dBm)	Margin (dB)	Polarization
7105.00	-55.55	8.16	11.73	-51.98	-40.00	11.98	H
8912.00	-54.38	8.89	13.08	-50.19	-40.00	10.19	V
10666.00	-51.11	9.30	13.13	-47.28	-40.00	7.28	V
12426.00	-48.64	10.37	13.17	-45.84	-40.00	5.84	H
14187.00	-45.34	10.90	14.46	-41.78	-40.00	1.78	H
16002.00	-43.40	11.82	13.70	-41.52	-40.00	1.52	V

LTE Band 48, 5MHz, QPSK, Channel 55990

Frequency (MHz)	P_{Mea} (dBm)	Path Loss(dB)	Antenna Gain(dBi)	Peak EIRP (dBm)	Limit (dBm)	Margin (dB)	Polarization
7234.00	-54.88	8.16	11.88	-51.16	-40.00	11.16	H
9092.00	-54.64	8.96	13.16	-50.44	-40.00	10.44	H
10882.00	-51.38	9.61	13.18	-47.81	-40.00	7.81	H
12691.00	-48.78	10.31	13.31	-45.78	-40.00	5.78	H
14515.00	-45.63	10.96	14.39	-42.20	-40.00	2.20	H
16341.00	-42.81	11.81	13.63	-40.99	-40.00	0.99	V

LTE Band 48, 5MHz, QPSK, Channel 56175

Frequency (MHz)	P_{Mea} (dBm)	Path Loss(dB)	Antenna Gain(dBi)	Peak EIRP (dBm)	Limit (dBm)	Margin (dB)	Polarization
7419.00	-54.26	8.17	12.10	-50.33	-40.00	10.33	H
9241.00	-53.46	9.02	13.24	-49.24	-40.00	9.24	H
11112.00	-50.95	9.78	13.18	-47.55	-40.00	7.55	V
12968.00	-48.15	10.48	13.48	-45.15	-40.00	5.15	V
14814.00	-44.51	11.13	14.15	-41.49	-40.00	1.49	H
16630.00	-42.48	11.93	13.65	-40.76	-40.00	0.76	H

©Copyright. All rights reserved by CTTL.

LTE Band 66, 1.4MHz QPSK, Channel 131979

Frequency (MHz)	P_{Mea} (dBm)	Path Loss(dB)	Antenna Gain(dBi)	Peak EIRP (dBm)	Limit (dBm)	Margin (dB)	Polarization
3473.02	-79.63	5.47	8.14	-76.96	-13.00	63.96	H
5082.02	-76.63	6.72	10.01	-73.34	-13.00	60.34	V
6834.01	-68.04	7.85	11.40	-64.49	-13.00	51.49	V
8520.01	-67.48	8.64	13.00	-63.12	-13.00	50.12	V
10302.01	-63.86	9.65	13.02	-60.49	-13.00	47.49	V
12000.01	-60.24	10.05	13.00	-57.52	-13.00	44.52	V

LTE Band 66, 1.4MHz, QPSK, Channel 132322

Frequency (MHz)	P_{Mea} (dBm)	Path Loss(dB)	Antenna Gain(dBi)	Peak EIRP (dBm)	Limit (dBm)	Margin (dB)	Polarization
3543.02	-78.55	5.75	8.26	-76.04	-13.00	63.04	V
5184.02	-77.17	6.94	10.16	-73.95	-13.00	60.95	H
6995.01	-67.68	8.26	11.59	-64.35	-13.00	51.35	V
8754.01	-67.28	8.52	13.05	-62.75	-13.00	49.75	V
10451.01	-63.17	9.72	13.08	-59.81	-13.00	46.81	V
12245.01	-60.13	10.03	13.10	-57.06	-13.00	44.06	V

LTE Band 66, 1.4MHz, QPSK, Channel 132665

Frequency (MHz)	P_{Mea} (dBm)	Path Loss(dB)	Antenna Gain(dBi)	Peak EIRP (dBm)	Limit (dBm)	Margin (dB)	Polarization
3561.02	-77.97	5.94	8.29	-75.62	-13.00	62.62	V
5297.02	-77.52	6.99	10.32	-74.19	-13.00	61.19	V
7065.01	-68.79	8.21	11.68	-65.32	-13.00	52.32	V
8948.01	-66.48	9.02	13.09	-62.41	-13.00	49.41	V
10722.01	-63.36	9.36	13.14	-59.58	-13.00	46.58	V
12404.01	-59.90	10.43	13.16	-57.17	-13.00	44.17	V

©Copyright. All rights reserved by CTTL.

LTE Band 66B, 5MHz+5MHz, QPSK, Channel 131997+132045

Frequency (MHz)	P_{Mea} (dBm)	Path Loss(dB)	Antenna Gain(dBi)	Peak EIRP (dBm)	Limit (dBm)	Margin (dB)	Polarization
3444.01	-72.80	5.42	8.07	-70.15	-13.00	57.15	H
5122.01	-69.83	6.83	10.07	-66.59	-13.00	53.59	V
6851.01	-64.54	7.82	11.42	-60.94	-13.00	47.94	V
8560.01	-64.14	8.56	13.01	-59.69	-13.00	46.69	V
10291.01	-61.59	9.61	13.02	-58.18	-13.00	45.18	V
11997.00	-58.41	10.07	13.00	-55.48	-13.00	42.48	V

LTE Band 66B, 5MHz+5MHz, QPSK, Channel 132398+132446

Frequency (MHz)	P_{Mea} (dBm)	Path Loss(dB)	Antenna Gain(dBi)	Peak EIRP (dBm)	Limit (dBm)	Margin (dB)	Polarization
3525.01	-71.74	5.57	8.24	-69.07	-13.00	56.07	H
5272.01	-70.72	6.99	10.28	-67.43	-13.00	54.43	V
7002.01	-64.42	8.30	11.60	-61.12	-13.00	48.12	V
8749.01	-63.86	8.51	13.05	-59.32	-13.00	46.32	V
10496.01	-61.01	9.66	13.10	-57.57	-13.00	44.57	V
12249.00	-58.73	10.03	13.10	-55.66	-13.00	42.66	V

LTE Band 66B, 5MHz+5MHz, QPSK, Channel 132599+132647

Frequency (MHz)	P_{Mea} (dBm)	Path Loss(dB)	Antenna Gain(dBi)	Peak EIRP (dBm)	Limit (dBm)	Margin (dB)	Polarization
3552.01	-70.76	5.84	8.27	-68.33	-13.00	55.33	V
5304.01	-70.75	6.99	10.33	-67.41	-13.00	54.41	V
7074.01	-65.76	8.19	11.69	-62.26	-13.00	49.26	V
8873.01	-64.54	8.80	13.07	-60.27	-13.00	47.27	V
10637.00	-61.10	9.29	13.13	-57.26	-13.00	44.26	V
12399.00	-58.53	10.44	13.16	-55.81	-13.00	42.81	V

©Copyright. All rights reserved by CTTL.

LTE Band 66C, 5MHz+20MHz, QPSK, Channel 132005+132122

Frequency (MHz)	P_{Mea} (dBm)	Path Loss(dB)	Antenna Gain(dBi)	Peak EIRP (dBm)	Limit (dBm)	Margin (dB)	Polarization
3445.01	-72.67	5.42	8.07	-70.02	-13.00	57.02	H
5129.01	-69.90	6.85	10.08	-66.67	-13.00	53.67	H
6852.01	-64.68	7.82	11.42	-61.08	-13.00	48.08	V
8584.01	-64.32	8.52	13.02	-59.82	-13.00	46.82	V
10299.01	-61.49	9.64	13.02	-58.11	-13.00	45.11	V
12002.00	-58.71	10.06	13.00	-55.77	-13.00	42.77	V

LTE Band 66C, 5MHz+20MHz, QPSK, Channel 132330+132447

Frequency (MHz)	P_{Mea} (dBm)	Path Loss(dB)	Antenna Gain(dBi)	Peak EIRP (dBm)	Limit (dBm)	Margin (dB)	Polarization
3510.01	-72.24	5.54	8.21	-69.57	-13.00	56.57	H
5231.01	-70.79	7.00	10.22	-67.57	-13.00	54.57	H
7000.01	-64.46	8.30	11.60	-61.16	-13.00	48.16	V
8745.01	-64.00	8.49	13.05	-59.44	-13.00	46.44	V
10459.01	-60.67	9.71	13.08	-57.30	-13.00	44.30	V
12234.00	-58.91	10.04	13.09	-55.86	-13.00	42.86	V

LTE Band 66C, 5MHz+20MHz, QPSK, Channel 132455+132572

Frequency (MHz)	P_{Mea} (dBm)	Path Loss(dB)	Antenna Gain(dBi)	Peak EIRP (dBm)	Limit (dBm)	Margin (dB)	Polarization
3536.01	-71.62	5.68	8.25	-69.05	-13.00	56.05	V
5289.01	-70.72	6.99	10.30	-67.41	-13.00	54.41	V
7015.01	-64.85	8.28	11.62	-61.51	-13.00	48.51	V
8778.01	-64.20	8.59	13.06	-59.73	-13.00	46.73	V
10566.00	-62.05	9.41	13.11	-58.35	-13.00	45.35	V
12327.00	-59.21	10.12	13.13	-56.20	-13.00	43.20	V

Note1: The measurement results showed here are worst cases.

Note2: The maximum value of expanded measurement uncertainty for this test item is U = 5.16 dB, k = 2.

©Copyright. All rights reserved by CTTL.

A.3 Frequency Stability

A.3.1 Method of Measurement

Frequency stability is a measure of the frequency drift due to temperature and supply voltage variations, with reference to the frequency measured at +20 °C and rated supply voltage. Two reference points are established at the applicable unwanted emissions limit using a RBW equal to the RBW required by the unwanted emissions specification of the applicable regulatory standard. These reference points measured using the lowest and highest channel of operation shall be identified as F_L and F_H respectively.

In order to measure the carrier frequency under the condition of AFC lock, it is necessary to make measurements with the EUT in a “call mode”. This is accomplished with the use of CMW500.

1. Measure the carrier frequency at room temperature.
2. Subject the EUT to overnight soak at -30℃.
3. With the EUT, powered via nominal voltage, connected to the CMW500, and in a simulated call on middle channel for each LTE band, measure the carrier frequency. These measurements should be made within 2 minutes of Powering up the EUT, to prevent significant self-warming.
4. Repeat the above measurements at 10℃ increments from -30℃ to +50℃. Allow at least 1.5 hours at each temperature, unpowered, before making measurements.
5. Re-measure carrier frequency at room temperature with nominal voltage. Vary supply voltage from minimum voltage to maximum voltage, in 0.1Volt increments re-measuring carrier frequency at each voltage. Pause at nominal voltage for 1.5 hours unpowered, to allow any self-heating to stabilize, before continuing.
6. Subject the EUT to overnight soak at +50℃.
7. With the EUT, powered via nominal voltage, connected to the CMW500 and in a simulated call on the center channel, measure the carrier frequency. These measurements should be made within 2 minutes of Powering up the EUT, to prevent significant self-warming.
8. Repeat the above measurements at 10 ℃increments from +50℃ to -30℃. Allow at least 1.5 hours at each temperature, unpowered, before making measurements.
9. At all temperature levels hold the temperature to +/- 0.5℃ during the measurement procedure.

The frequency stability shall be sufficient to ensure that the fundamental emission stays within the authorized frequency block. As this transceiver is considered "Hand carried, battery powered equipment" Section 2.1055(d)(2) applies. This requires that the lower voltage for frequency stability testing be specified by the manufacturer. This transceiver is specified to operate with an input voltage of the lower, higher and nominal voltage. Operation above or below these voltage limits is prohibited by transceiver software in order to prevent improper operation as well as to protect components from overstress.

©Copyright. All rights reserved by CTTL.

A.3.2 Measurement results

LTE Band 2, 20MHz bandwidth QPSK (worst case of all bandwidths)

Frequency Error vs Temperature

Temperature(℃)	Voltage(V)	F_L(MHz)	F_H(MHz)	Offset(Hz)	Frequency error(ppm)
20	3.87	1850.865	1909.167		
50				1.43	0.0008
40				-0.96	0.0005
30				2.60	0.0014
10				25.03	0.0133
0				0.94	0.0005
-10				2.83	0.0015
-20				0.44	0.0002
-30				0.87	0.0005

Frequency Error vs Voltage

Voltage(V)	Temperature(℃)	F_L(MHz)	F_H(MHz)	Offset(Hz)	Frequency error(ppm)
3.4	20	1850.865	1909.167	2.25	0.0012
4.45				1.27	0.0007

LTE Band 5, 10MHz bandwidth QPSK (worst case of all bandwidths)

Frequency Error vs Temperature

Temperature(℃)	Voltage(V)	F_L(MHz)	F_H(MHz)	Offset(Hz)	Frequency error(ppm)
20	3.87	824.433	848.583		
50				-25.32	0.0303
40				-25.71	0.0307
30				-25.35	0.0303
10				-12.09	0.0145
0				-24.95	0.0298
-10				-25.89	0.0310
-20				-23.52	0.0281
-30				-26.24	0.0314

Frequency Error vs Voltage

Voltage(V)	Temperature(℃)	F_L(MHz)	F_H(MHz)	Offset(Hz)	Frequency error(ppm)
3.4	20	824.433	848.583	-24.70	0.0295
4.45				-24.15	0.0289

©Copyright. All rights reserved by CTTL.

LTE Band 12, 10MHz bandwidth QPSK (worst case of all bandwidths)

Frequency Error vs Temperature

Temperature(℃)	Voltage(V)	F_L(MHz)	F_H(MHz)	Offset(Hz)	Frequency error(ppm)
20	3.87	699.481	715.519		
50				25.79	0.0365
40				26.25	0.0371
30				-3.28	0.0046
10				-3.06	0.0043
0				-1.22	0.0017
-10				25.09	0.0355
-20				-3.98	0.0056
-30				-0.62	0.0009

Frequency Error vs Voltage

Voltage(V)	Temperature(℃)	F_L(MHz)	F_H(MHz)	Offset(Hz)	Frequency error(ppm)
3.4	20	699.481	715.519	25.88	0.0366
4.45				26.75	0.0378

LTE Band 13, 10MHz bandwidth QPSK (worst case of all bandwidths)

Frequency Error vs Temperature

Temperature(℃)	Voltage(V)	F_L(MHz)	F_H(MHz)	Offset(Hz)	Frequency error(ppm)
20	3.87	777.481	786.519		
50				-1.63	0.0021
40				-0.64	0.0008
30				-1.77	0.0023
10				0.54	0.0007
0				-1.36	0.0017
-10				-0.51	0.0007
-20				-0.84	0.0011
-30				-1.29	0.0016

Frequency Error vs Voltage

Voltage(V)	Temperature(℃)	F_L(MHz)	F_H(MHz)	Offset(Hz)	Frequency error(ppm)
3.4	20	777.481	786.519	-0.92	0.0012
4.45				-0.11	0.0001

©Copyright. All rights reserved by CTTL.

LTE Band 48, 20MHz bandwidth QPSK (worst case of all bandwidths)

Frequency Error vs Temperature

Temperature(℃)	Voltage(V)	F_L(MHz)	F_H(MHz)	Offset(Hz)	Frequency error(ppm)
20	3.87	3550.801	3699.231		
50				0.84	0.0002
40				-0.39	0.0001
30				-1.10	0.0003
10				-0.14	0.0000
0				-0.16	0.0000
-10				-4.74	0.0013
-20				0.14	0.0000
-30				1.00	0.0003

Frequency Error vs Voltage

Voltage(V)	Temperature(℃)	F_L(MHz)	F_H(MHz)	Offset(Hz)	Frequency error(ppm)
3.4	20	3550.801	3699.231	-1.36	0.0004
4.45				0.03	0.0000

LTE Band 66, 20MHz bandwidth QPSK (worst case of all bandwidths)

Frequency Error vs Temperature

Temperature(℃)	Voltage(V)	F_L(MHz)	F_H(MHz)	Offset(Hz)	Frequency error(ppm)
20	3.87	1710.865	1779.199		
50				2.75	0.0016
40				5.69	0.0033
30				3.20	0.0018
10				0.86	0.0005
0				4.32	0.0025
-10				-0.93	0.0005
-20				-3.36	0.0019
-30				1.20	0.0007

Frequency Error vs Voltage

Voltage(V)	Temperature(℃)	F_L(MHz)	F_H(MHz)	Offset(Hz)	Frequency error(ppm)
3.4	20	1710.865	1779.199	5.68	0.0033
4.45				0.50	0.0003

©Copyright. All rights reserved by CTTL.

LTE CA Band 5B, 10MHz+10MHz bandwidth QPSK(worst case of all bandwidths)

Frequency Error vs Temperature

Temperature(℃)	Voltage(V)	FL(MHz)	FH(MHz)	Offset(Hz)	Frequency error(ppm)
20	3.87	824.329	848.693		
50				8.01	0.0096
40				7.22	0.0086
30				7.58	0.0091
10				7.35	0.0088
0				10.50	0.0126
-10				7.78	0.0093
-20				7.67	0.0092
-30				8.87	0.0106

Frequency Error vs Voltage

Voltage(V)	Temperature(℃)	FL(MHz)	FH(MHz)	Offset(Hz)	Frequency error(ppm)
3.4	20	824.329	848.693	9.07	0.0108
4.45				7.90	0.0094

LTE CA Band 66B, 10MHz+10MHz bandwidth QPSK(worst case of all bandwidths)

Frequency Error vs Temperature

Temperature(℃)	Voltage(V)	FL(MHz)	FH(MHz)	Offset(Hz)	Frequency error(ppm)
20	3.87	1710.321	1779.700		
50				2.30	0.0013
40				4.74	0.0027
30				5.28	0.0030
10				2.76	0.0016
0				5.24	0.0030
-10				5.94	0.0034
-20				3.73	0.0021
-30				4.74	0.0027

Frequency Error vs Voltage

Voltage(V)	Temperature(℃)	FL(MHz)	FH(MHz)	Offset(Hz)	Frequency error(ppm)
3.4	20	1710.321	1779.700	4.52	0.0026
4.45				5.85	0.0034

©Copyright. All rights reserved by CTTL.

LTE CA Band 66C, 20MHz+20MHz bandwidth QPSK(worst case of all bandwidths)

Frequency Error vs Temperature

Temperature(℃)	Voltage(V)	FL(MHz)	FH(MHz)	Offset(Hz)	Frequency error(ppm)
20	3.87	1710.529	1779.343		
50				23.96	0.0137
40				22.82	0.0131
30				23.50	0.0135
10				24.76	0.0142
0				22.99	0.0132
-10				23.90	0.0137
-20				25.21	0.0144
-30				20.47	0.0117

Frequency Error vs Voltage

Voltage(V)	Temperature(℃)	FL(MHz)	FH(MHz)	Offset(Hz)	Frequency error(ppm)
3.4	20	1710.529	1779.343	24.89	0.0143
4.45				21.04	0.0121

©Copyright. All rights reserved by CTTL.

A.4 Occupied Bandwidth

Occupied bandwidth measurements are only provided for selected frequencies in order to reduce the amount of submitted data. Data were taken at the mid frequencies frequency. The table below lists the measured 99% BW. Spectrum analyzer plots are included on the following pages.
The measurement method is from ANSI C63.26:
a) The spectrum analyzer center frequency is set to the nominal EUT channel center frequency. The frequency span for the spectrum analyzer shall be set wide enough to capture all modulation products including the emission skirts.
b) The nominal IF filter 3 dB bandwidth (RBW) shall be in the range of 1% to 5% of the anticipated OBW, and the VBW shall be set ≥ 3 × RBW.
c) Set the reference level of the instrument as required to prevent the signal amplitude from exceeding the maximum spectrum analyzer input mixer level for linear operation.
d) Set the detection mode to peak, and the trace mode to max-hold.

©Copyright. All rights reserved by CTTL.

LTE band 2, 1.4MHz (99%)

Frequency(MHz)	Occupied Bandwidth (99%)(kHz)	
1880.0	QPSK	16QAM
	1089.74	1089.74

LTE band 2, 1.4MHz Bandwidth, QPSK (99% BW)

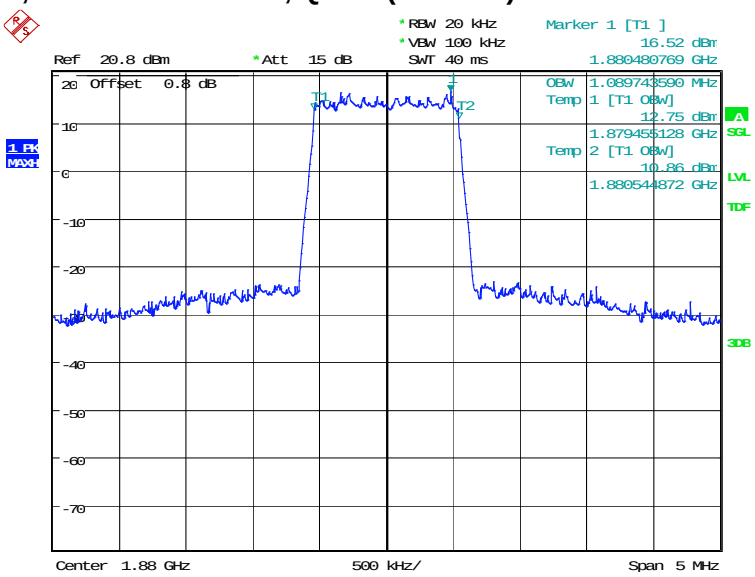

Date: 13.MAY.2022 16:13:36

LTE band 2, 1.4MHz Bandwidth, 16QAM (99% BW)

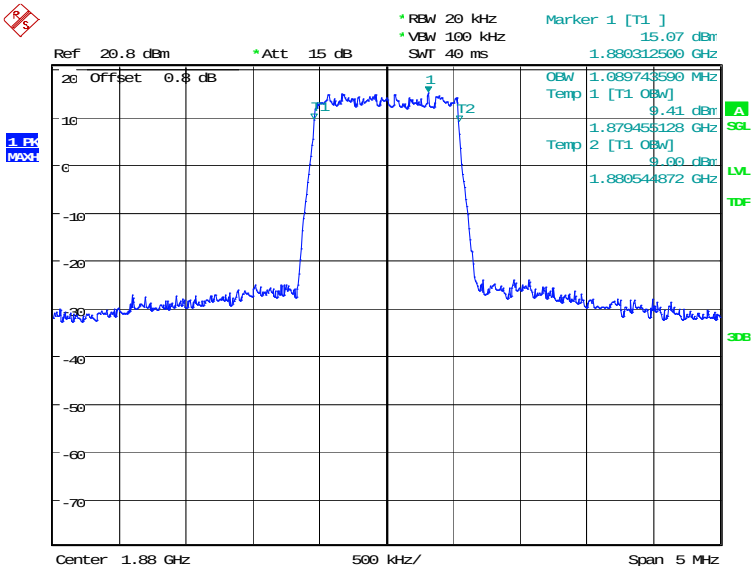

Date: 13.MAY.2022 16:14:14

©Copyright. All rights reserved by CTTL.

LTE band 2, 3MHz (99%)

Frequency(MHz)	Occupied Bandwidth (99%)(kHz)	
1880.0	QPSK	16QAM
	2692.31	2692.31

LTE band 2, 3MHz Bandwidth, QPSK (99% BW)

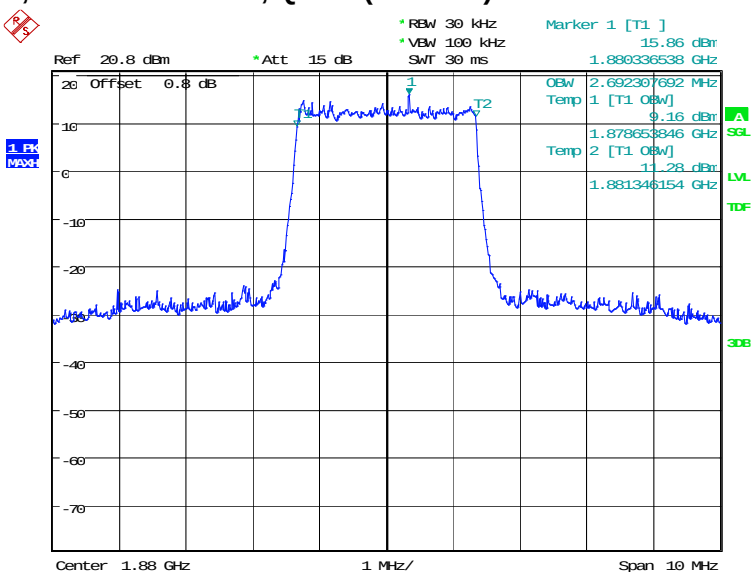

Date: 13.MAY.2022 16:14:58

LTE band 2, 3MHz Bandwidth, 16QAM (99% BW)

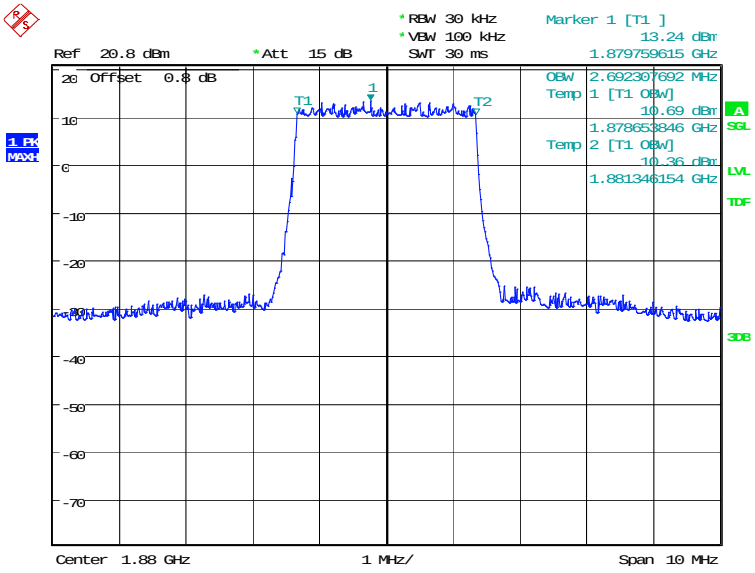

Date: 13.MAY.2022 16:15:37

©Copyright. All rights reserved by CTTL.

LTE band 2, 5MHz (99%)

Frequency(MHz)	Occupied Bandwidth (99%)(kHz)	
1880.0	QPSK	16QAM
	4495.19	4495.19

LTE band 2, 5MHz Bandwidth, QPSK (99% BW)

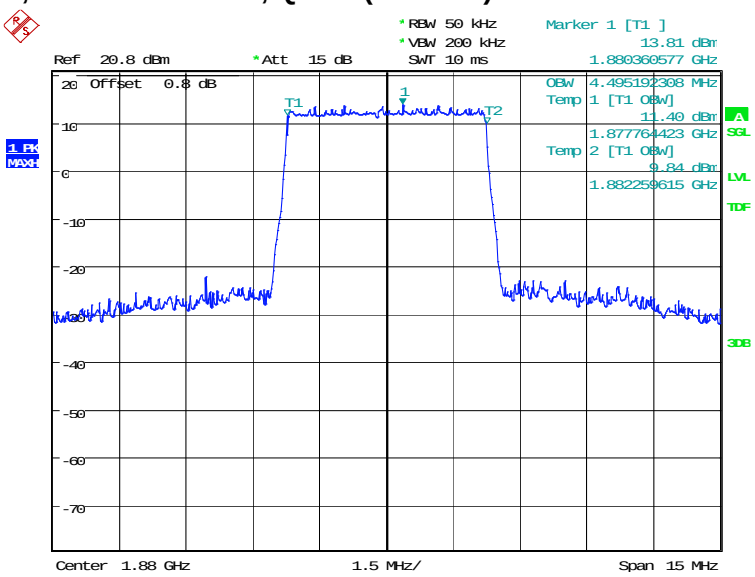

Date: 13.MAY.2022 16:16:22

LTE band 2, 5MHz Bandwidth, 16QAM (99% BW)

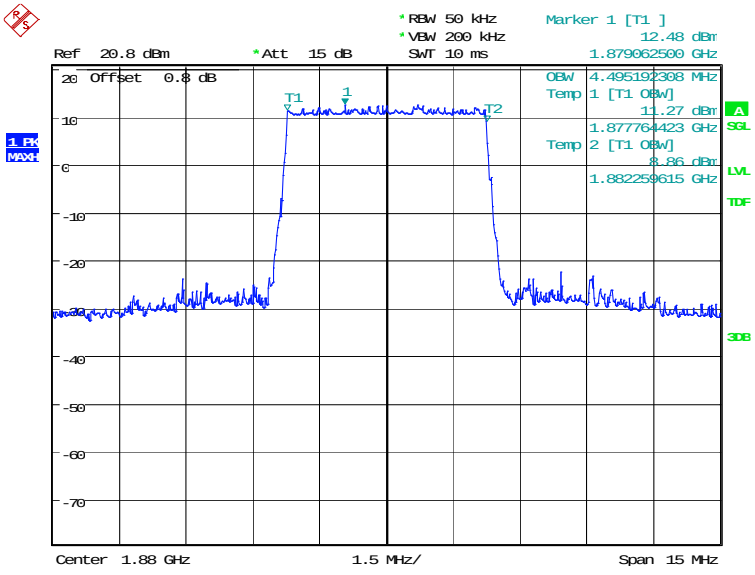

Date: 13.MAY.2022 16:17:00

©Copyright. All rights reserved by CTTL.

LTE band 2, 10MHz (99%)

Frequency(MHz)	Occupied Bandwidth (99%)(kHz)	
1880.0	QPSK	16QAM
	8942.31	8942.31

LTE band 2, 10MHz Bandwidth, QPSK (99% BW)

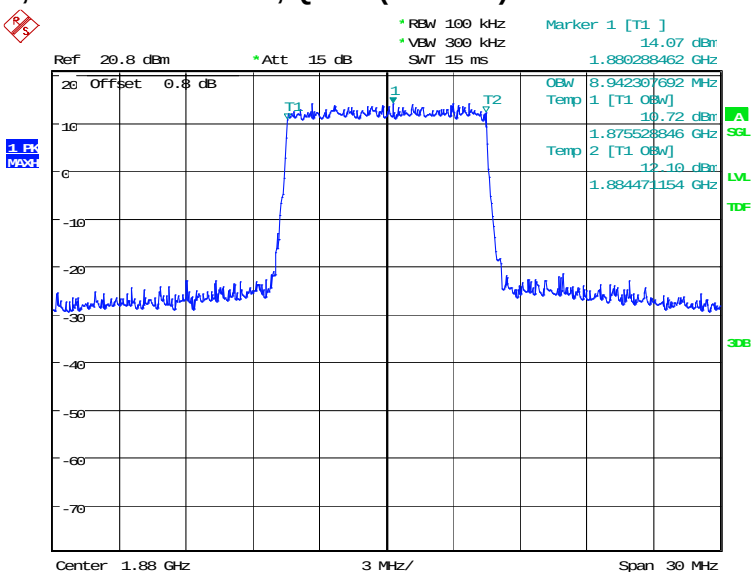

Date: 13.MAY.2022 16:17:44

LTE band 2, 10MHz Bandwidth, 16QAM (99% BW)

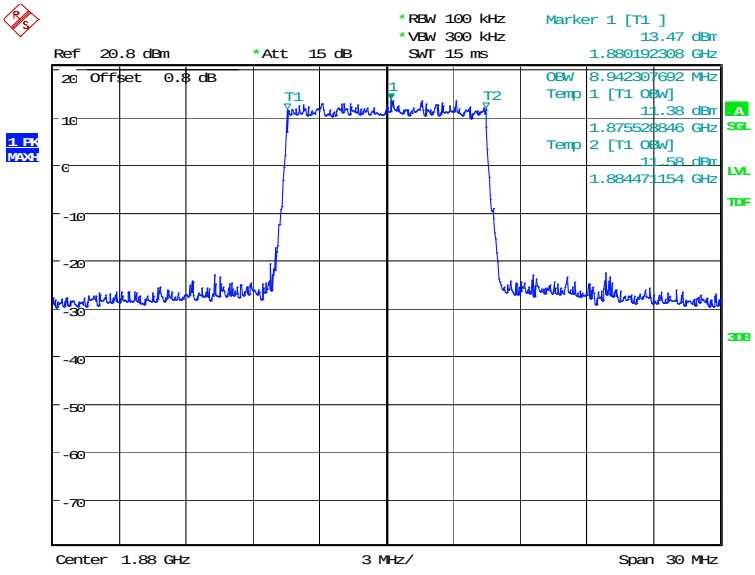

Date: 13.MAY.2022 16:18:23

©Copyright. All rights reserved by CTTL.

LTE band 2, 15MHz (99%)

Frequency(MHz)	Occupied Bandwidth (99%)(kHz)	
1880.0	QPSK	16QAM
	13485.58	13485.58

LTE band 2, 15MHz Bandwidth, QPSK (99% BW)

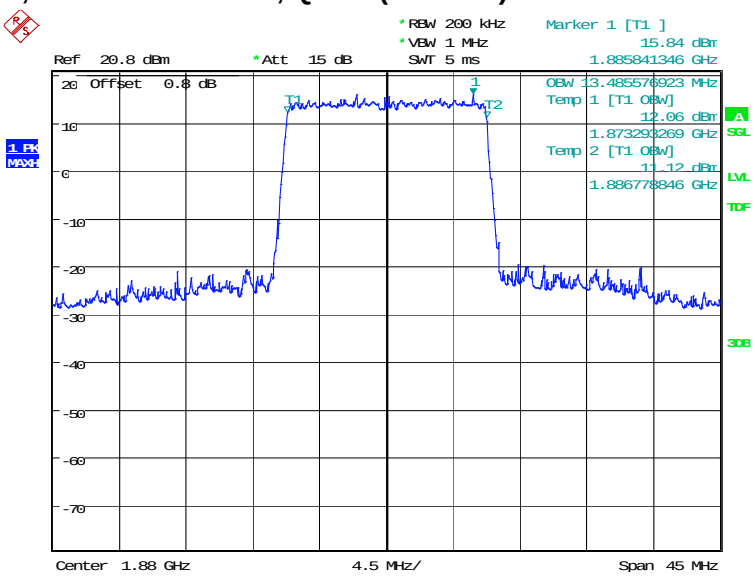

Date: 13.MAY.2022 16:19:07

LTE band 2, 15MHz Bandwidth, 16QAM (99% BW)

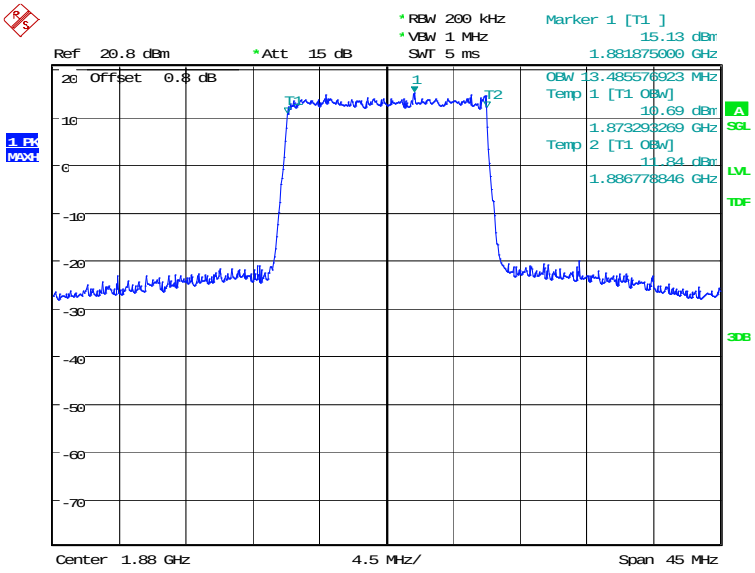

Date: 13.MAY.2022 16:19:46

©Copyright. All rights reserved by CTTL.

LTE band 2, 20MHz (99%)

Frequency(MHz)	Occupied Bandwidth (99%)(kHz)	
1880.0	QPSK	16QAM
	17980.77	17980.77

LTE band 2, 20MHz Bandwidth, QPSK (99% BW)

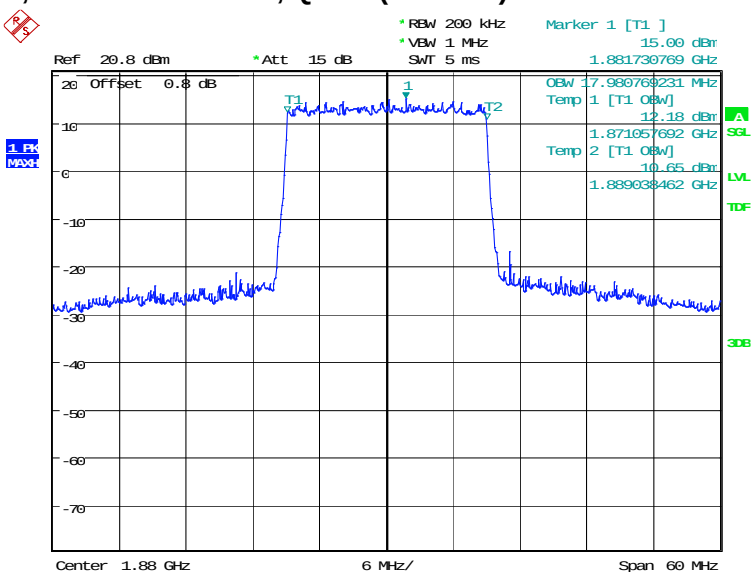

Date: 13.MAY.2022 16:20:30

LTE band 2, 20MHz Bandwidth, 16QAM (99% BW)

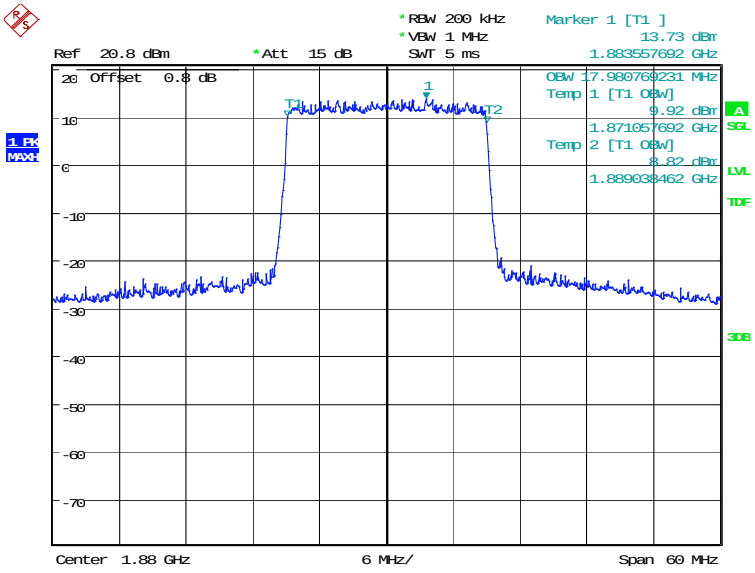

Date: 13.MAY.2022 16:21:09

©Copyright. All rights reserved by CTTL.

LTE band 5, 1.4MHz (99%)

Frequency(MHz)	Occupied Bandwidth (99%)(kHz)	
836.5	QPSK	16QAM
	1089.74	1097.76

LTE band 5, 1.4MHz Bandwidth, QPSK (99% BW)

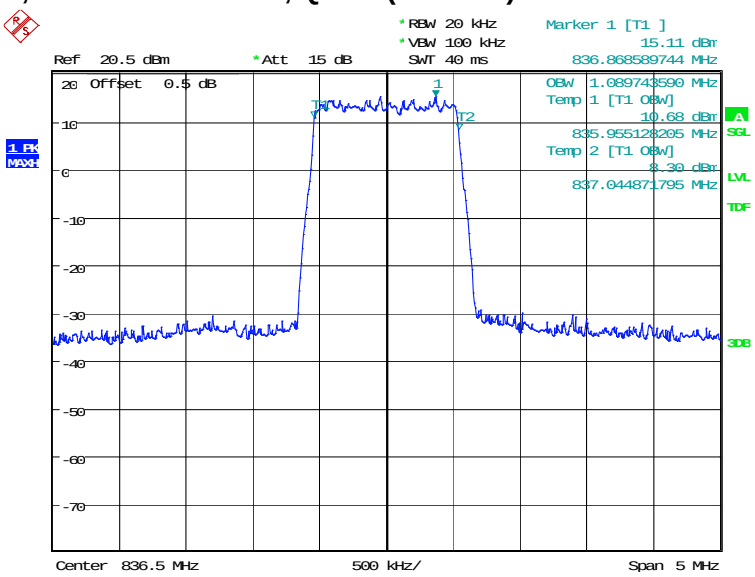

Date: 14.MAY.2022 12:51:33

LTE band 5, 1.4MHz Bandwidth, 16QAM (99% BW)

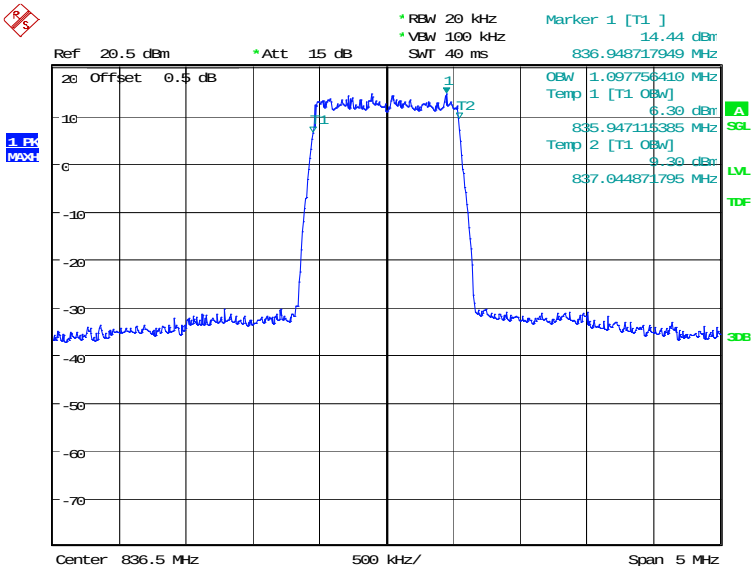

Date: 14.MAY.2022 12:52:12

©Copyright. All rights reserved by CTTL.

LTE band 5, 3MHz (99%)

Frequency(MHz)	Occupied Bandwidth (99%)(kHz)	
836.5	QPSK	16QAM
	2692.31	2692.31

LTE band 5, 3MHz Bandwidth, QPSK (99% BW)

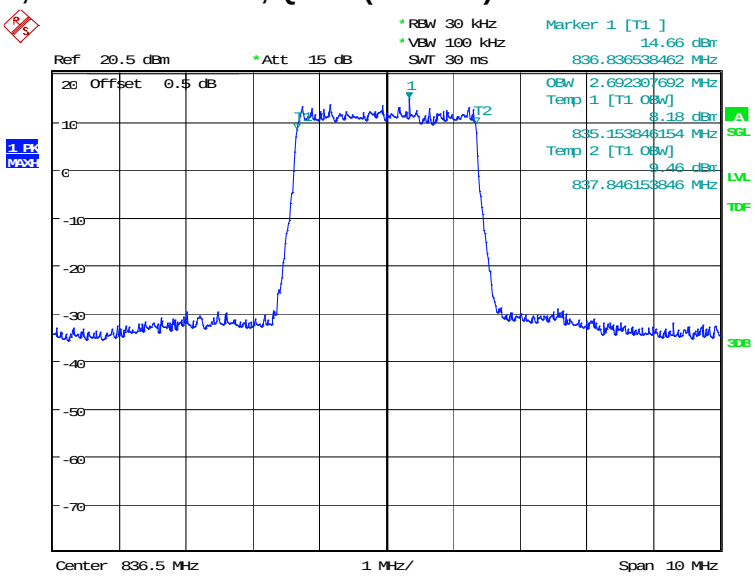

Date: 14.MAY.2022 12:52:56

LTE band 5, 3MHz Bandwidth, 16QAM (99% BW)

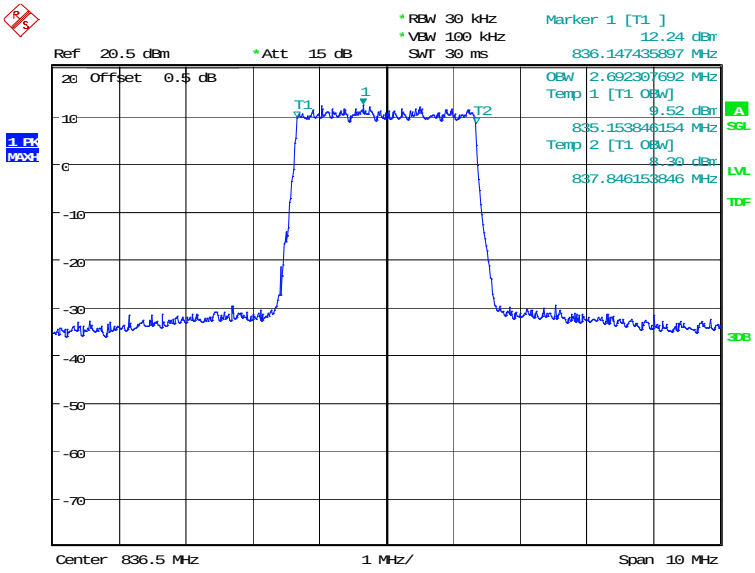

Date: 14.MAY.2022 12:53:35

©Copyright. All rights reserved by CTTL.

LTE band 5, 5MHz (99%)

Frequency(MHz)	Occupied Bandwidth (99%)(kHz)	
836.5	QPSK	16QAM
	4519.23	4495.19

LTE band 5, 5MHz Bandwidth, QPSK (99% BW)

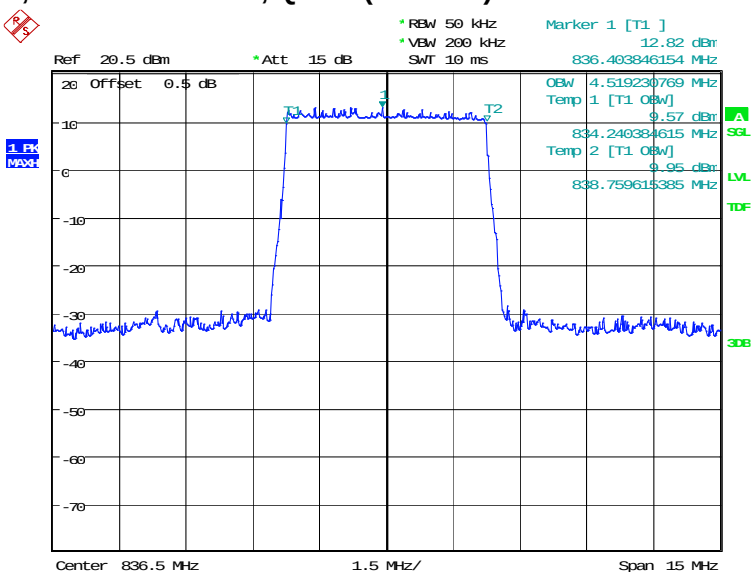

Date: 14.MAY.2022 12:54:18

LTE band 5, 5MHz Bandwidth, 16QAM (99% BW)

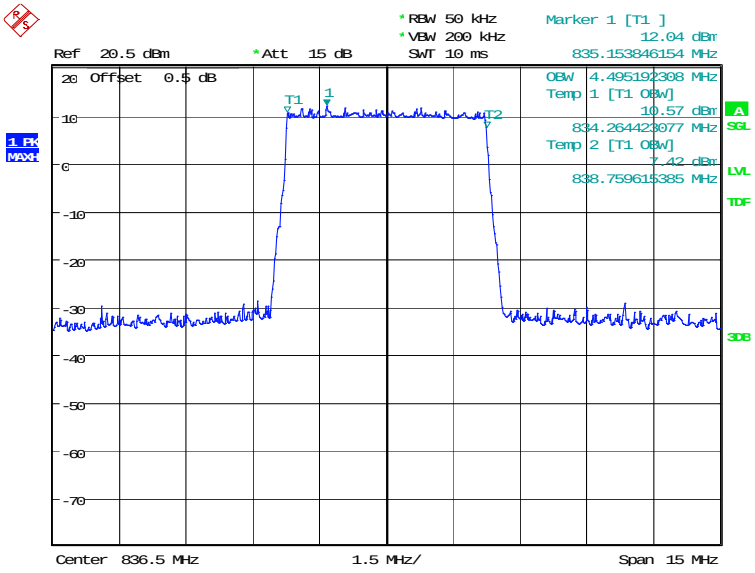

Date: 14.MAY.2022 12:54:57

©Copyright. All rights reserved by CTTL.

LTE band 5, 10MHz (99%)

Frequency(MHz)	Occupied Bandwidth (99%)(kHz)	
836.5	QPSK	16QAM
	8942.31	8942.31

LTE band 5, 10MHz Bandwidth, QPSK (99% BW)

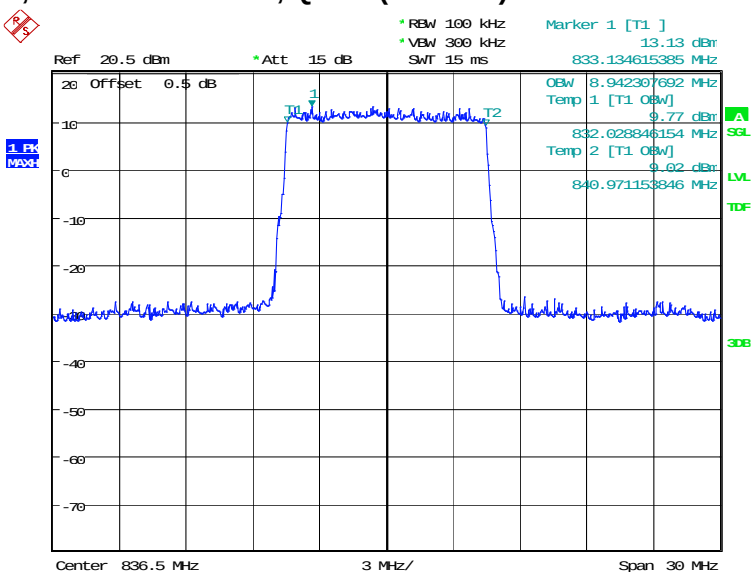

Date: 14.MAY.2022 12:55:42

LTE band 5, 10MHz Bandwidth, 16QAM (99% BW)

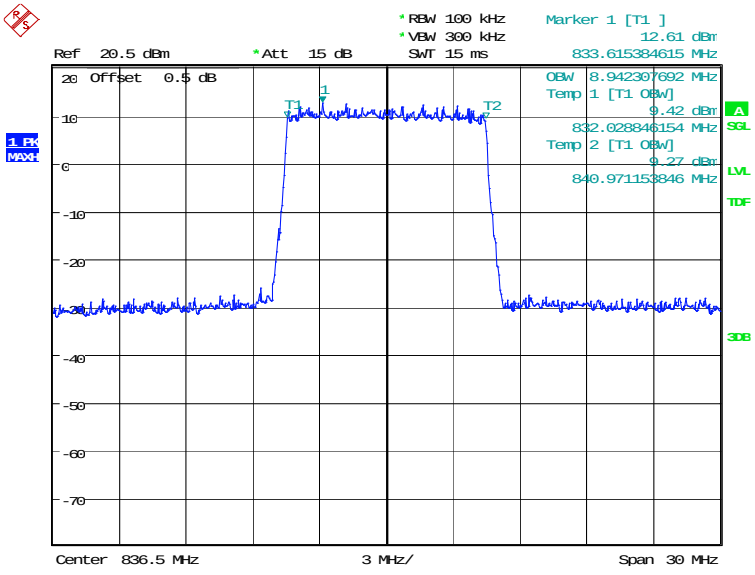

Date: 14.MAY.2022 12:56:21

©Copyright. All rights reserved by CTTL.

LTE band 12, 1.4MHz (99%)

Frequency(MHz)	Occupied Bandwidth (99%)(kHz)	
707.5	QPSK	16QAM
	1089.74	1089.74

LTE band 12, 1.4MHz Bandwidth, QPSK (99% BW)

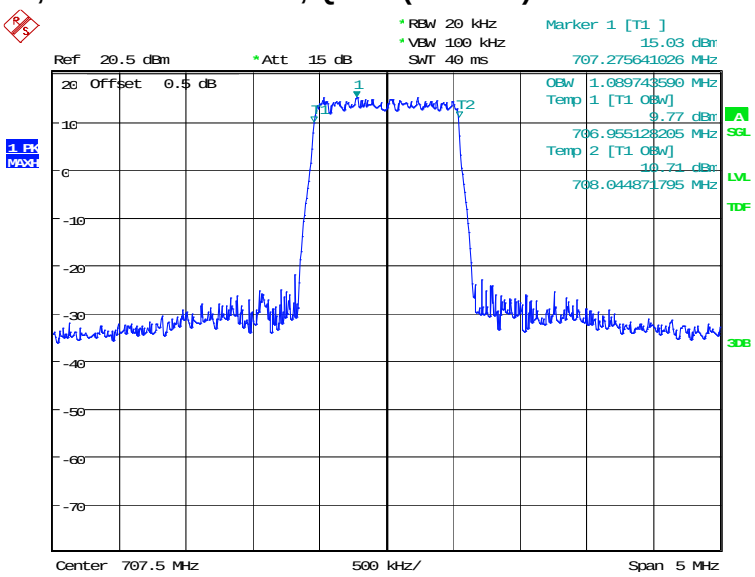

Date: 14.MAY.2022 12:57:09

LTE band 12, 1.4MHz Bandwidth, 16QAM (99% BW)

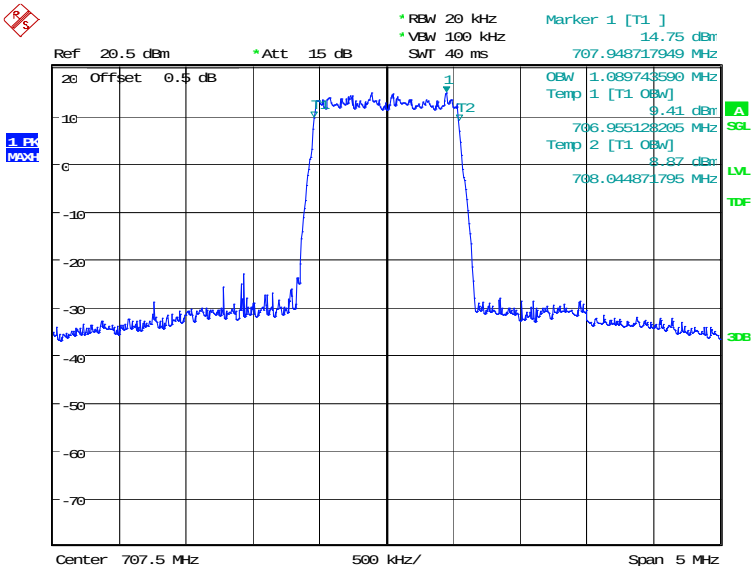

Date: 14.MAY.2022 12:57:48

©Copyright. All rights reserved by CTTL.

LTE band 12, 3MHz (99%)

Frequency(MHz)	Occupied Bandwidth (99%)(kHz)	
707.5	QPSK	16QAM
	2692.31	2692.31

LTE band 12, 3MHz Bandwidth, QPSK (99% BW)

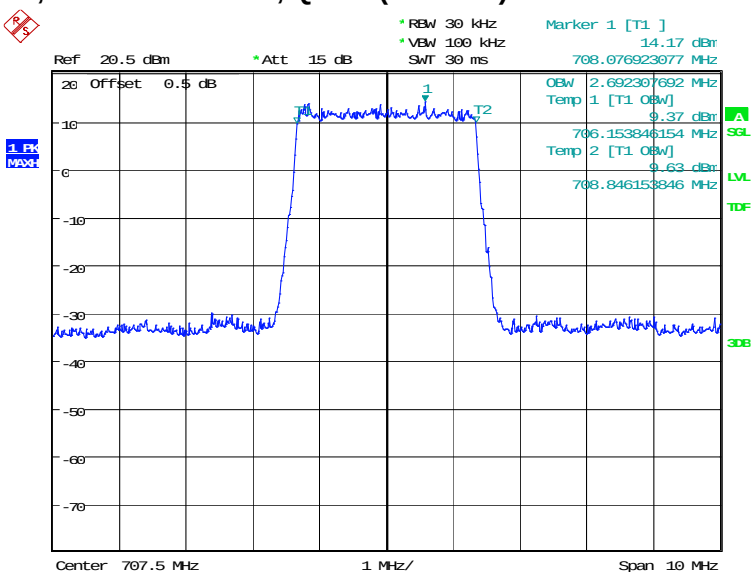

Date: 14.MAY.2022 12:58:32

LTE band 12, 3MHz Bandwidth, 16QAM (99% BW)

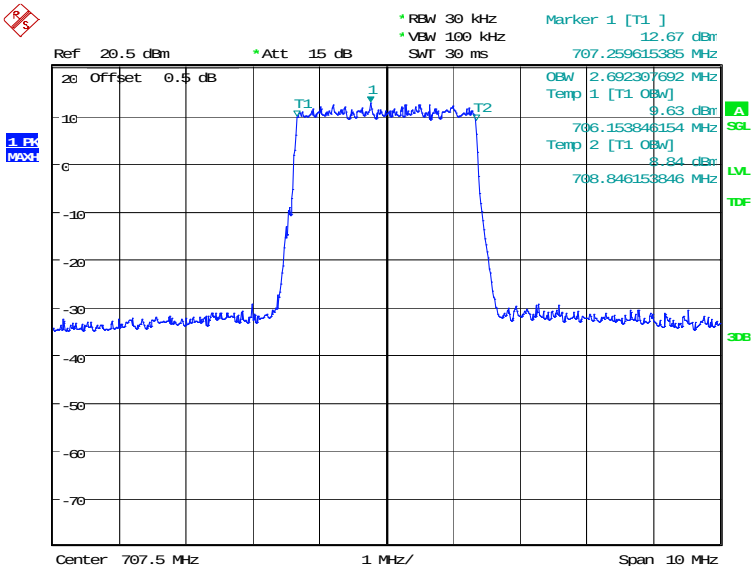

Date: 14.MAY.2022 12:59:11

©Copyright. All rights reserved by CTTL.

LTE band 12, 5MHz (99%)

Frequency(MHz)	Occupied Bandwidth (99%)(kHz)	
707.5	QPSK	16QAM
	4519.23	4495.19

LTE band 12, 5MHz Bandwidth, QPSK (99% BW)

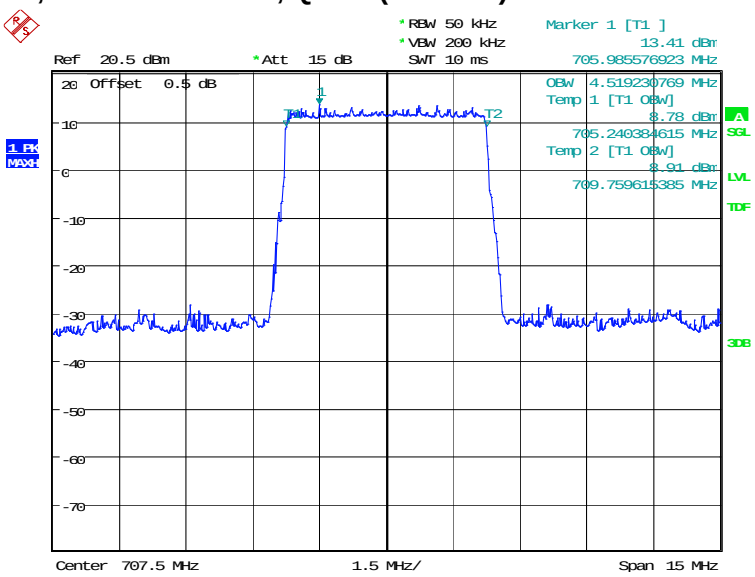

Date: 14.MAY.2022 12:59:55

LTE band 12, 5MHz Bandwidth, 16QAM (99% BW)

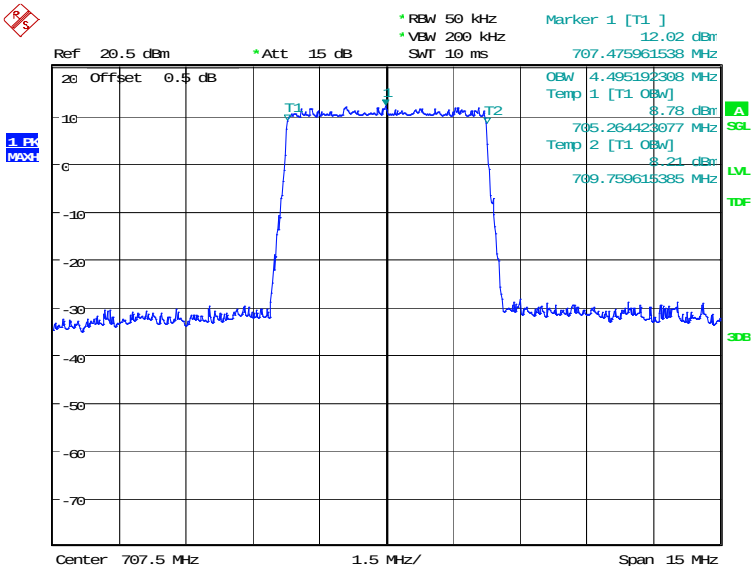

Date: 14.MAY.2022 13:00:34

©Copyright. All rights reserved by CTTL.

LTE band 12, 10MHz (99%)

Frequency(MHz)	Occupied Bandwidth (99%)(kHz)	
707.5	QPSK	16QAM
	8990.38	8990.38

LTE band 12, 10MHz Bandwidth, QPSK (99% BW)

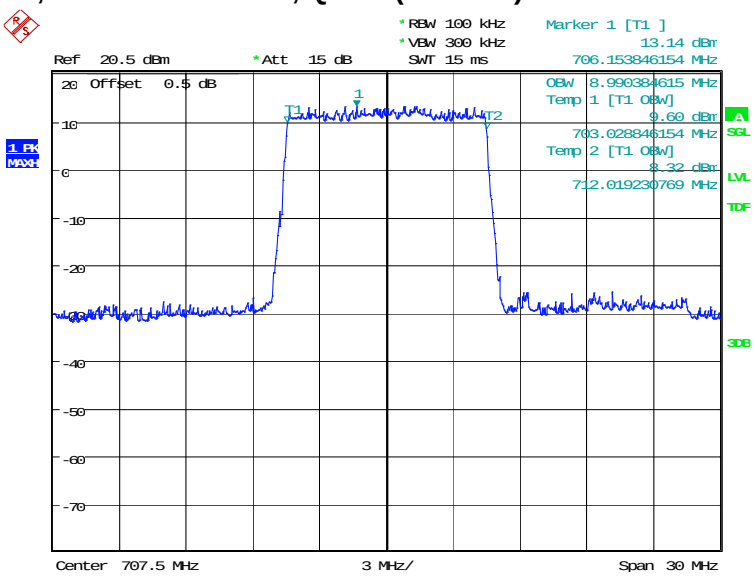

Date: 14.MAY.2022 13:01:18

LTE band 12, 10MHz Bandwidth, 16QAM (99% BW)

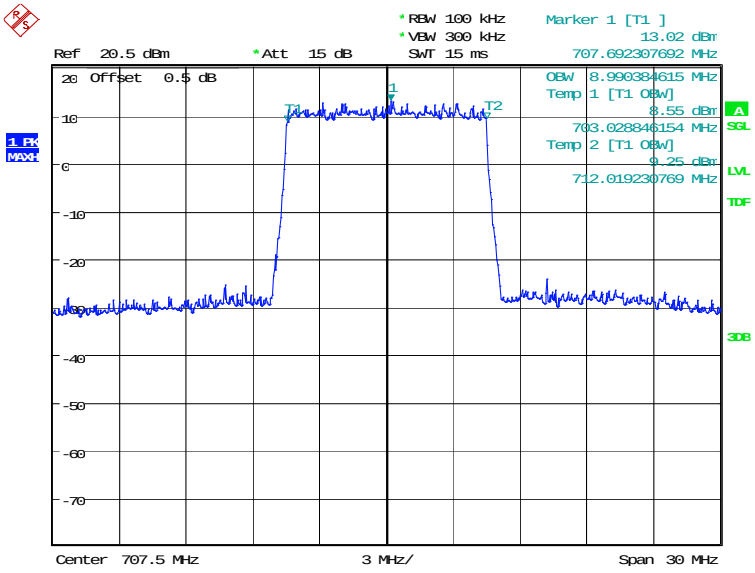

Date: 14.MAY.2022 13:01:57

©Copyright. All rights reserved by CTTL.

LTE band 13, 5MHz (99%)

Frequency(MHz)	Occupied Bandwidth (99%)(kHz)	
782.0	QPSK	16QAM
	4495.19	4495.19

LTE band 13, 5MHz Bandwidth, QPSK (99% BW)

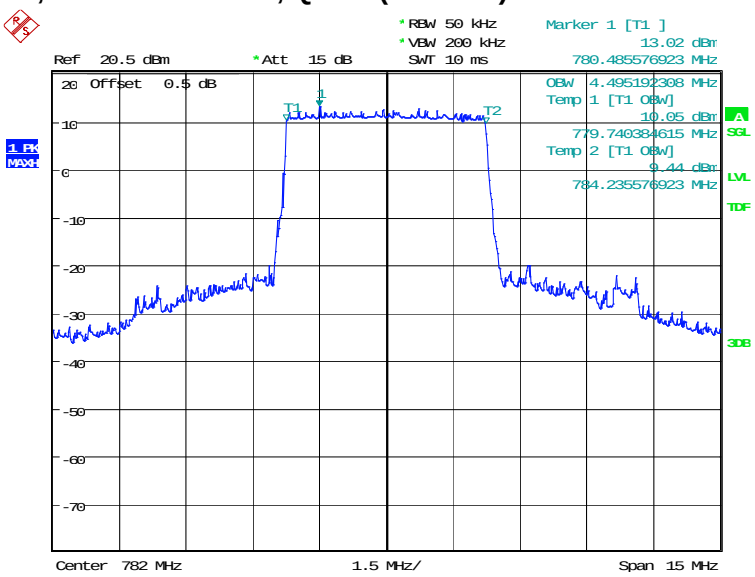

Date: 14.MAY.2022 13:02:46

LTE band 13, 5MHz Bandwidth,16QAM (99% BW)

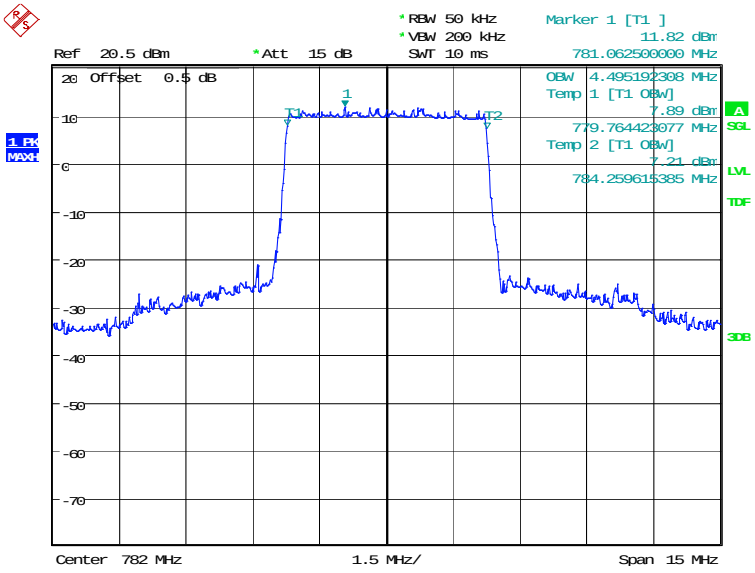

Date: 14.MAY.2022 13:03:25

©Copyright. All rights reserved by CTTL.

LTE band 13, 10MHz (99%)

Frequency(MHz)	Occupied Bandwidth (99%)(kHz)	
782.0	QPSK	16QAM
	8990.38	8942.31

LTE band 13, 10MHz Bandwidth, QPSK (99% BW)

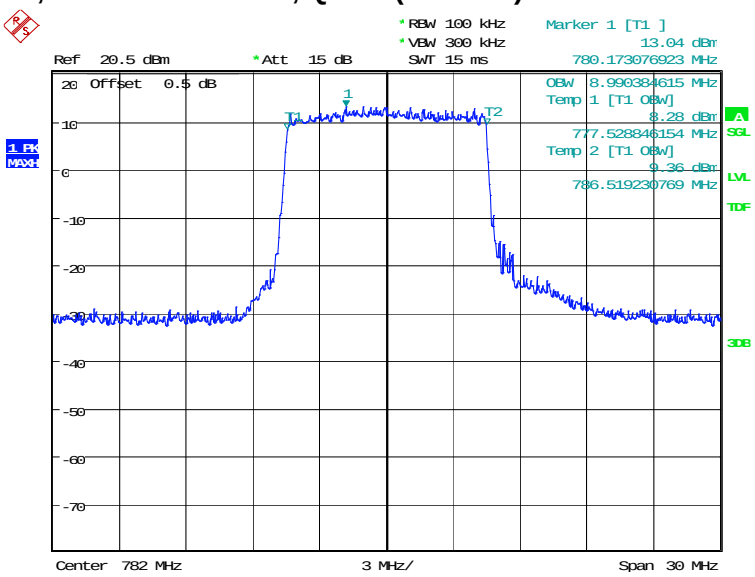

Date: 14.MAY.2022 13:04:09

LTE band 13, 10MHz Bandwidth,16QAM (99% BW)

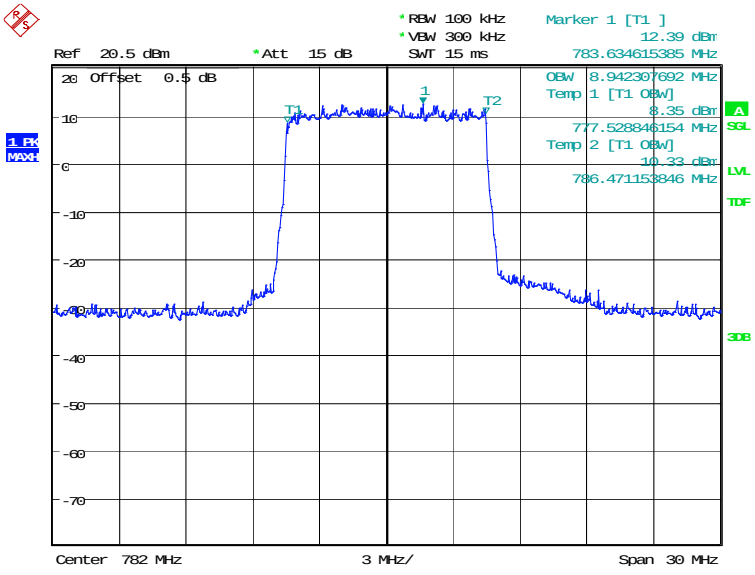

Date: 14.MAY.2022 13:04:48

©Copyright. All rights reserved by CTTL.

LTE band 48, 5MHz (99%)

Frequency(MHz)	Occupied Bandwidth (99%)(kHz)	
3625.0	QPSK	16QAM
	4495.19	4471.15

LTE band 48, 5MHz Bandwidth, QPSK (99% BW)

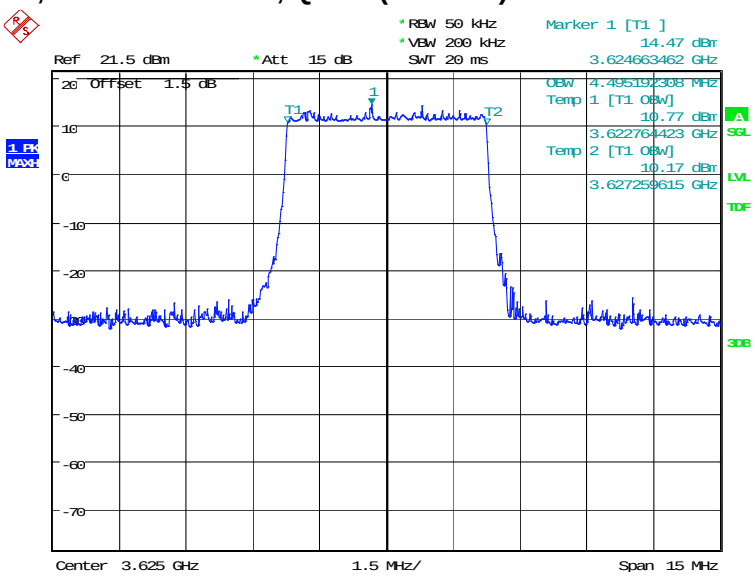

Date: 14.MAY.2022 14:48:20

LTE band 48, 5MHz Bandwidth,16QAM (99% BW)

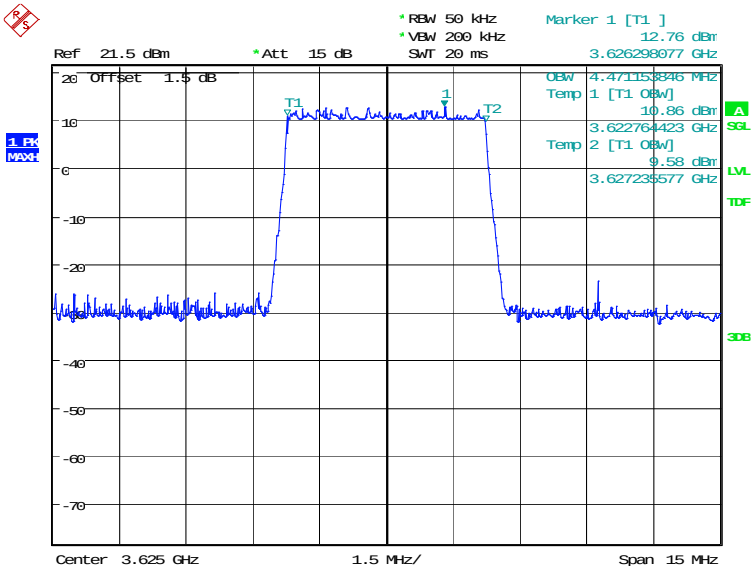

Date: 14.MAY.2022 14:48:58

©Copyright. All rights reserved by CTTL.

LTE band 48, 10MHz (99%)

Frequency(MHz)	Occupied Bandwidth (99%)(kHz)	
3625.0	QPSK	16QAM
	8990.38	8942.31

LTE band 48, 10MHz Bandwidth, QPSK (99% BW)

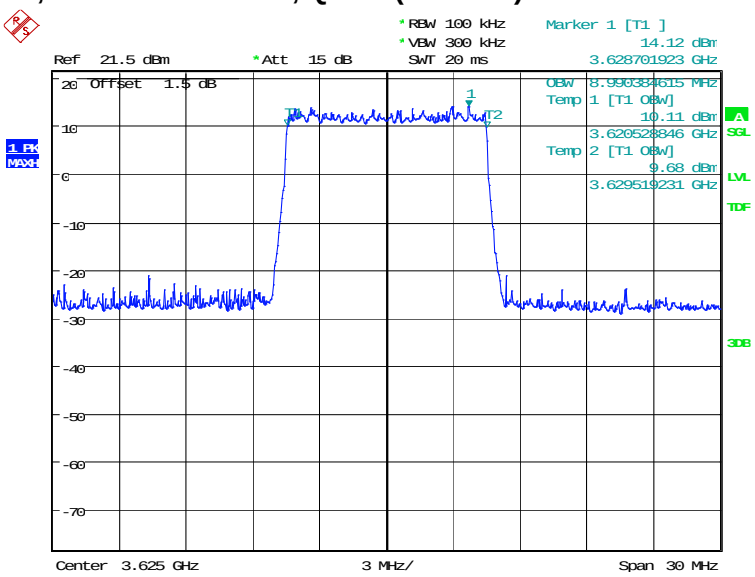

Date: 14.MAY.2022 14:49:41

LTE band 48, 10MHz Bandwidth,16QAM (99% BW)

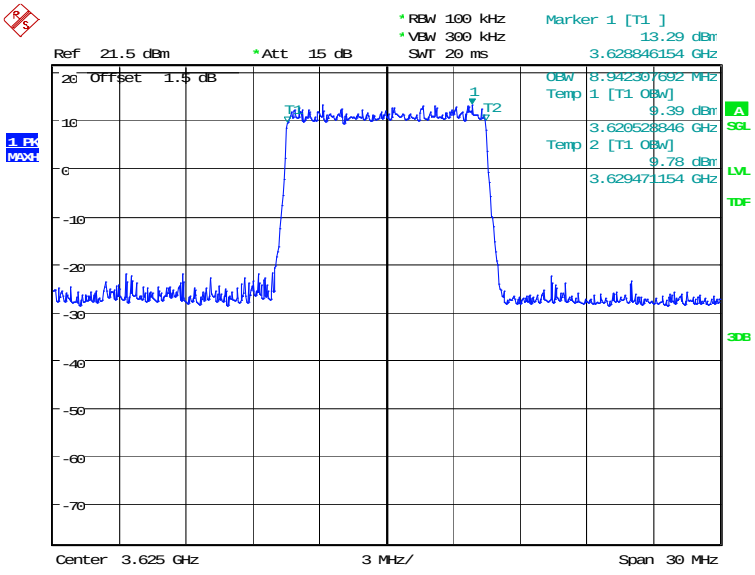

Date: 14.MAY.2022 14:50:19

©Copyright. All rights reserved by CTTL.

LTE band 48, 15MHz (99%)

Frequency(MHz)	Occupied Bandwidth (99%)(kHz)	
3625.0	QPSK	16QAM
	13485.58	13485.58

LTE band 48, 15MHz Bandwidth, QPSK (99% BW)

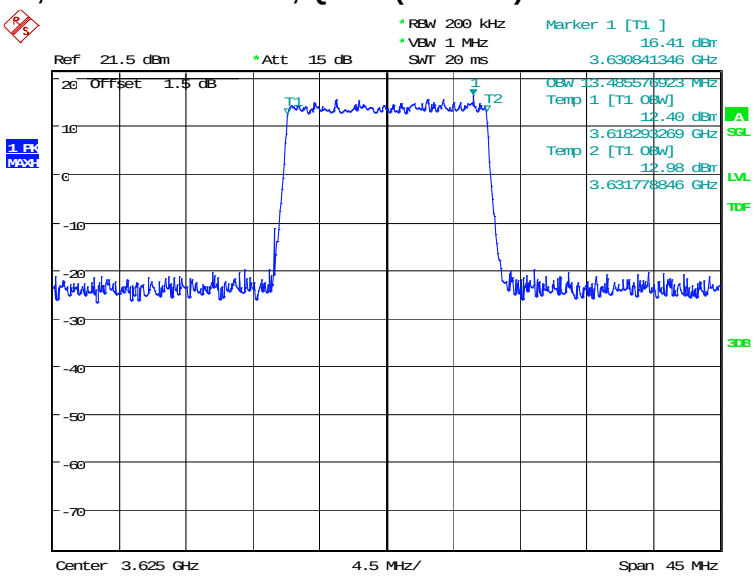

Date: 14.MAY.2022 14:51:02

LTE band 48, 15MHz Bandwidth,16QAM (99% BW)

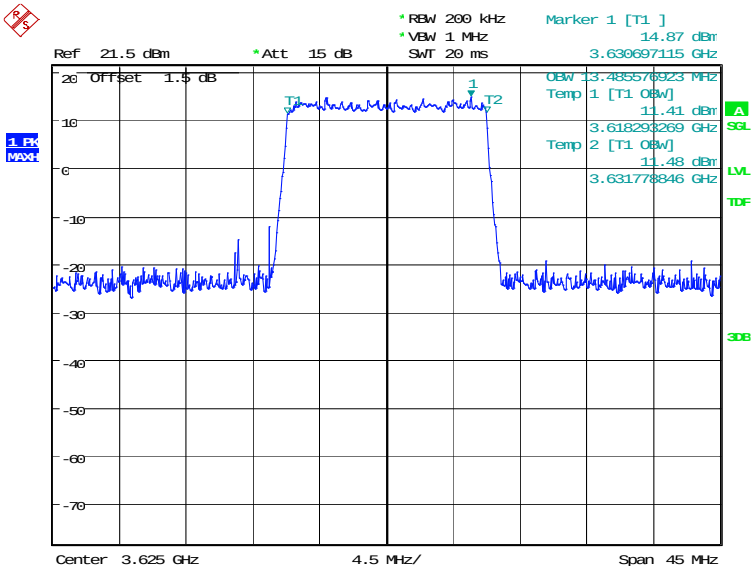

Date: 14.MAY.2022 14:51:40

©Copyright. All rights reserved by CTTL.

LTE band 48, 20MHz (99%)

Frequency(MHz)	Occupied Bandwidth (99%)(kHz)	
3625.0	QPSK	16QAM
	17980.77	17884.62

LTE band 48, 20MHz Bandwidth, QPSK (99% BW)

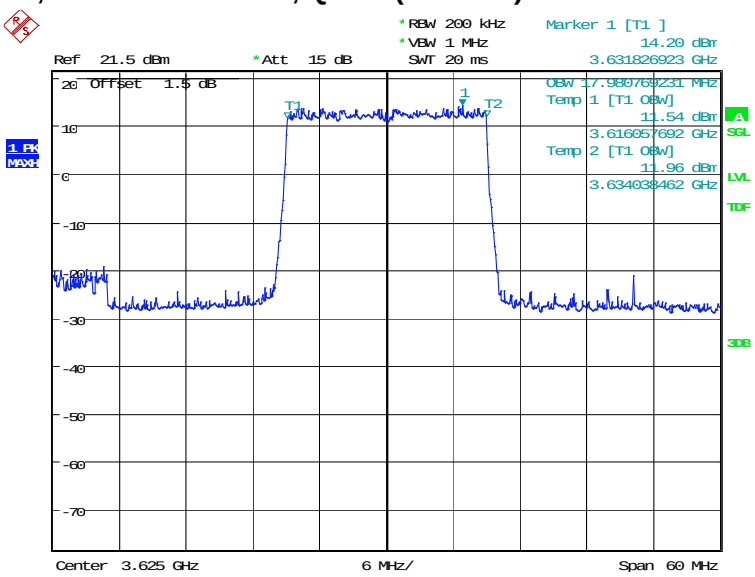

Date: 14.MAY.2022 14:52:23

LTE band 48, 20MHz Bandwidth,16QAM (99% BW)

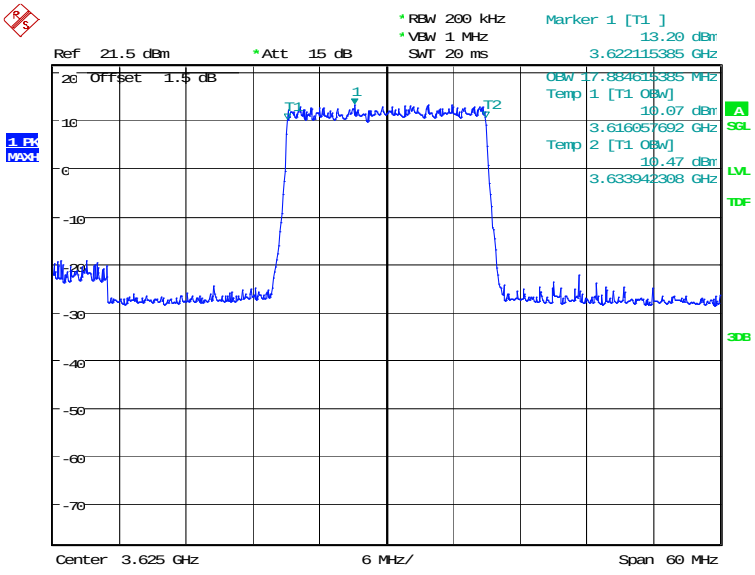

Date: 14.MAY.2022 14:53:01

©Copyright. All rights reserved by CTTL.

LTE band 66, 1.4MHz (99%)

Frequency(MHz)	Occupied Bandwidth (99%)(kHz)	
1745.0	QPSK	16QAM
	1089.74	1089.74

LTE band 66, 1.4MHz Bandwidth, QPSK (99% BW)

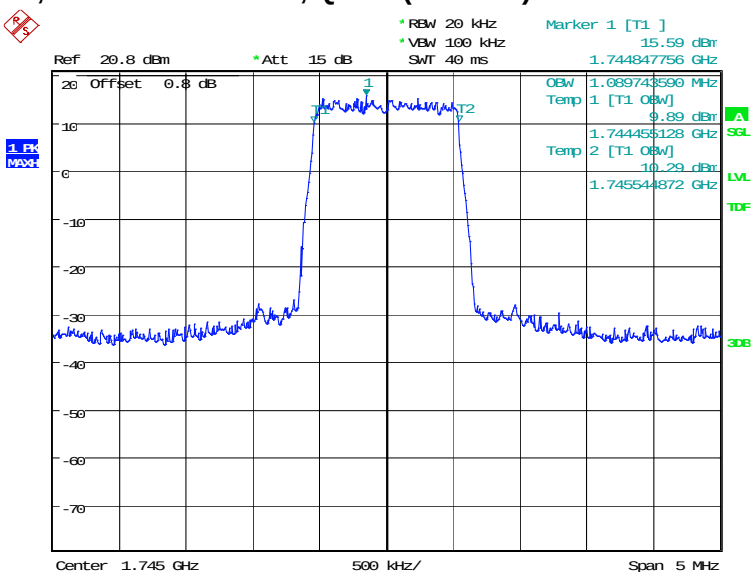

Date: 13.MAY.2022 16:35:58

LTE band 66, 1.4MHz Bandwidth, 16QAM (99% BW)

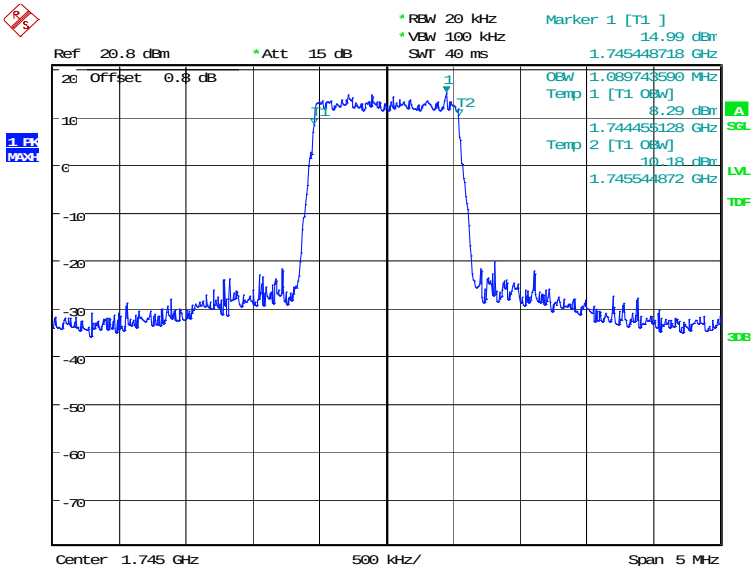

Date: 13.MAY.2022 16:36:37

©Copyright. All rights reserved by CTTL.

LTE band 66, 3MHz (99%)

Frequency(MHz)	Occupied Bandwidth (99%)(kHz)	
1745.0	QPSK	16QAM
	2692.31	2692.31

LTE band 66, 3MHz Bandwidth, QPSK (99% BW)

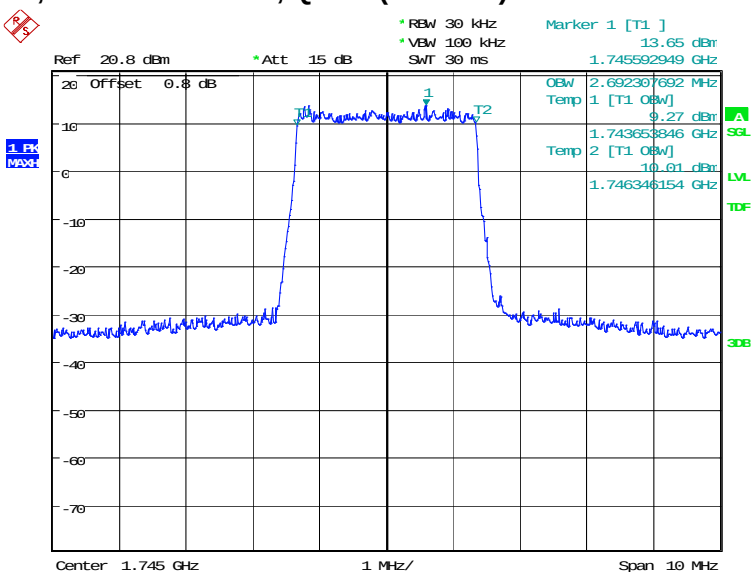

Date: 13.MAY.2022 16:37:20

LTE band 66, 3MHz Bandwidth, 16QAM (99% BW)

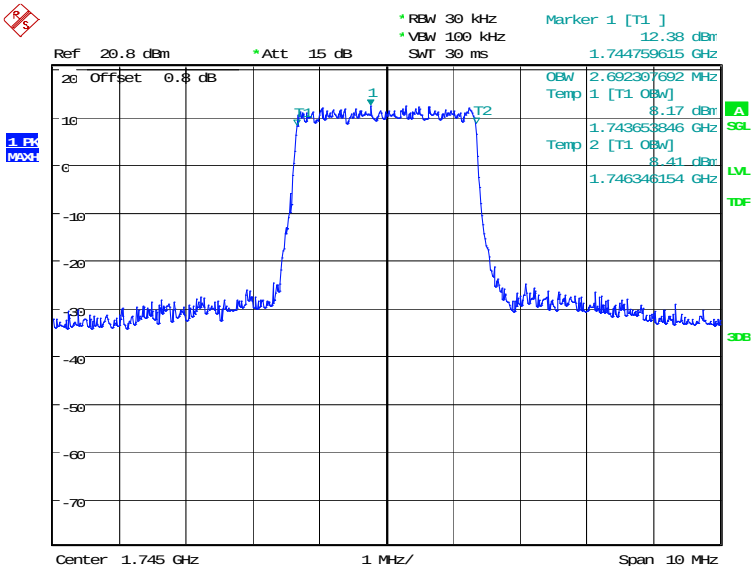

Date: 13.MAY.2022 16:37:59

©Copyright. All rights reserved by CTTL.

LTE band 66, 5MHz (99%)

Frequency(MHz)	Occupied Bandwidth (99%)(kHz)	
1745.0	QPSK	16QAM
	4471.15	4495.19

LTE band 66, 5MHz Bandwidth, QPSK (99% BW)

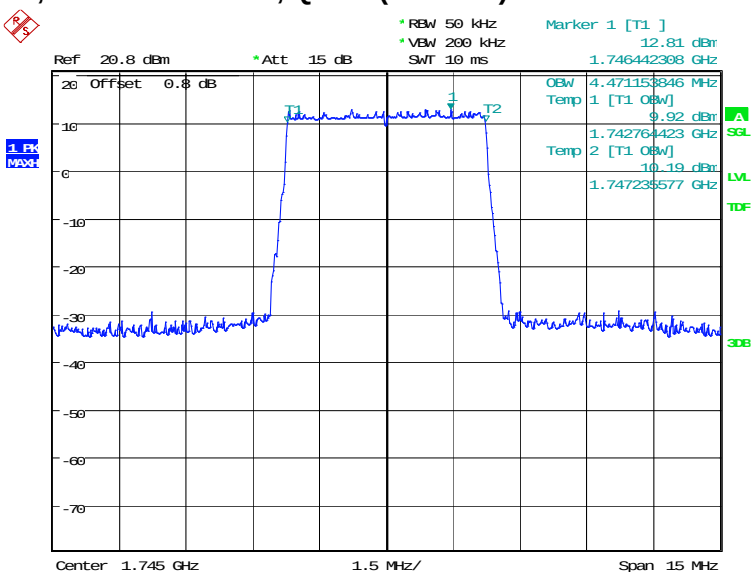

Date: 13.MAY.2022 16:38:43

LTE band 66, 5MHz Bandwidth, 16QAM (99% BW)

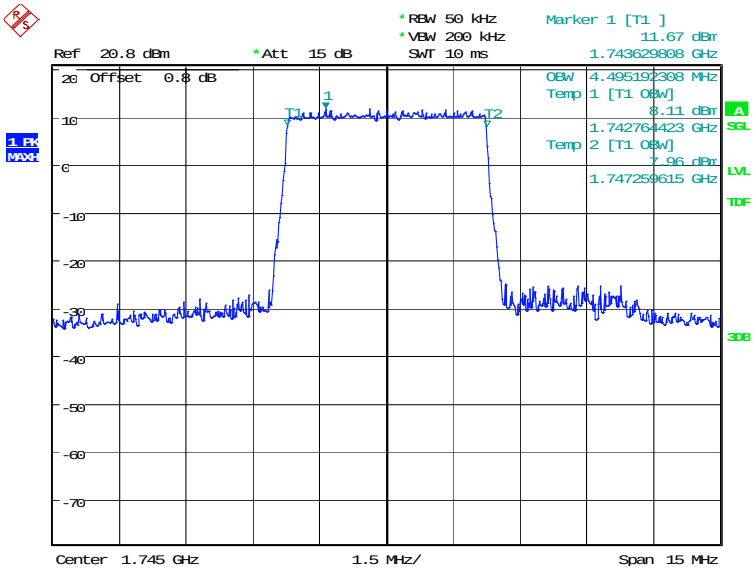

Date: 13.MAY.2022 16:39:22

©Copyright. All rights reserved by CTTL.

LTE band 66, 10MHz (99%)

Frequency(MHz)	Occupied Bandwidth (99%)(kHz)	
1745.0	QPSK	16QAM
	8990.38	8990.38

LTE band 66, 10MHz Bandwidth, QPSK (99% BW)

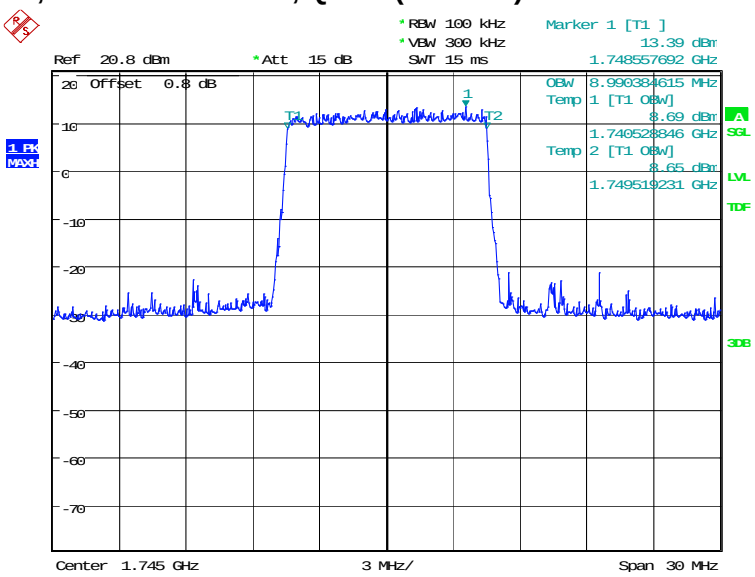

Date: 13.MAY.2022 16:40:06

LTE band 66, 10MHz Bandwidth, 16QAM (99% BW)

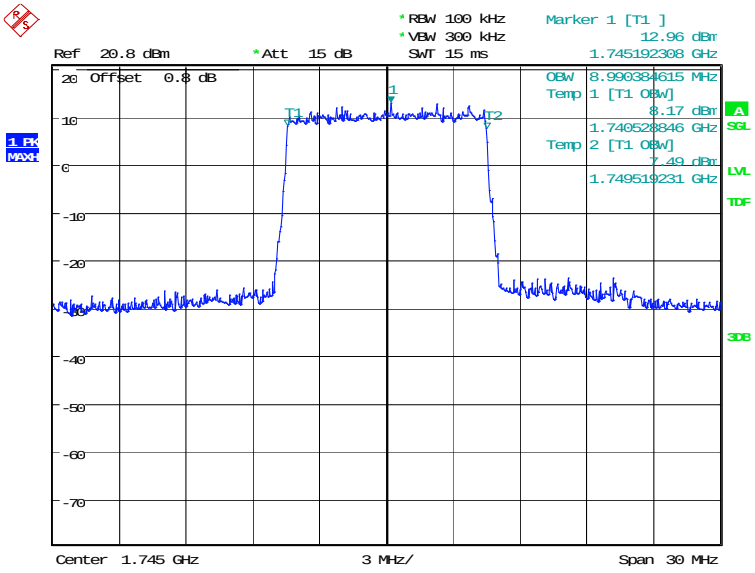

Date: 13.MAY.2022 16:40:45

©Copyright. All rights reserved by CTTL.

LTE band 66, 15MHz (99%)

Frequency(MHz)	Occupied Bandwidth (99%)(kHz)	
1745.0	QPSK	16QAM
	13485.58	13485.58

LTE band 66, 15MHz Bandwidth, QPSK (99% BW)

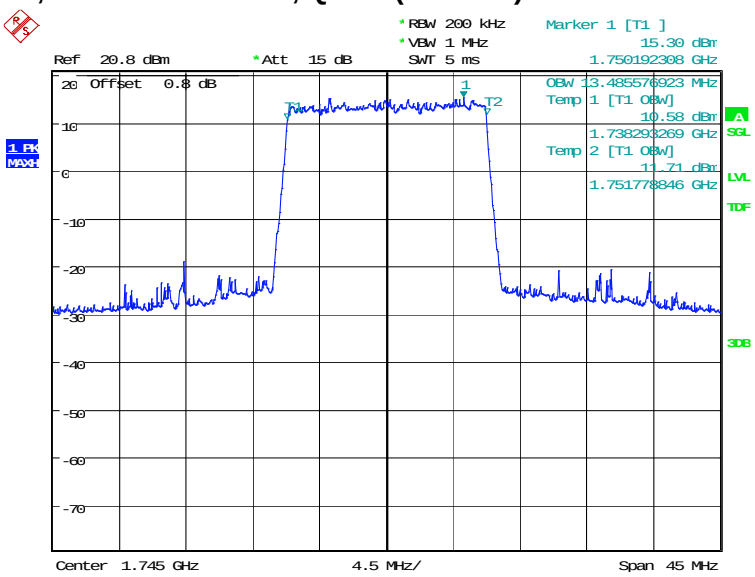

Date: 13.MAY.2022 16:41:29

LTE band 66, 15MHz Bandwidth, 16QAM (99% BW)

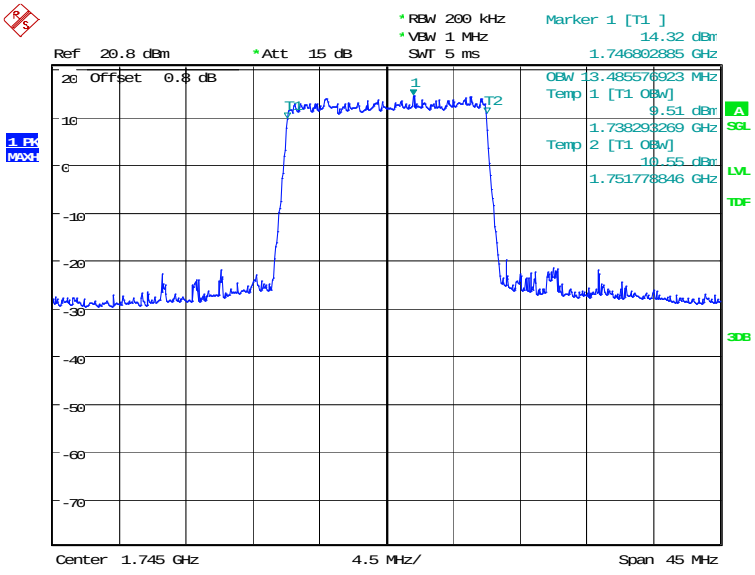

Date: 13.MAY.2022 16:42:08

©Copyright. All rights reserved by CTTL.

LTE band 66, 20MHz (99%)

Frequency(MHz)	Occupied Bandwidth (99%)(kHz)	
1745.0	QPSK	16QAM
	17980.77	17980.77

LTE band 66, 20MHz Bandwidth, QPSK (99% BW)

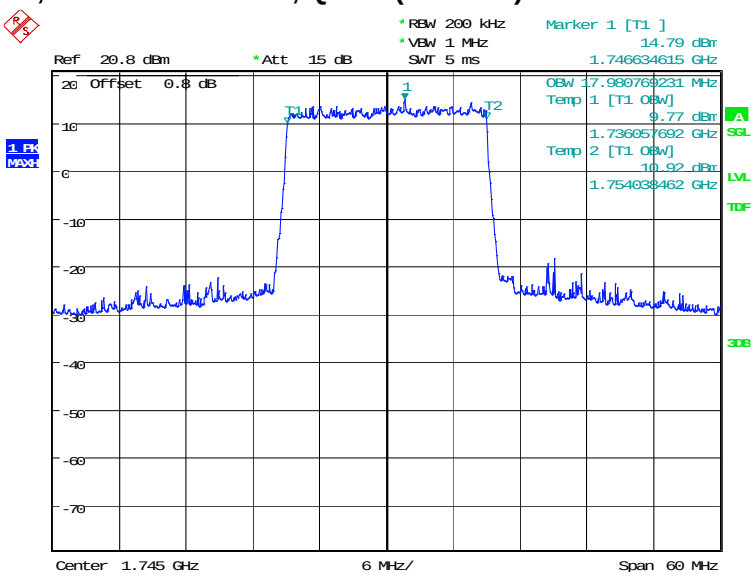

Date: 13.MAY.2022 16:42:51

LTE band 66, 20MHz Bandwidth, 16QAM (99% BW)

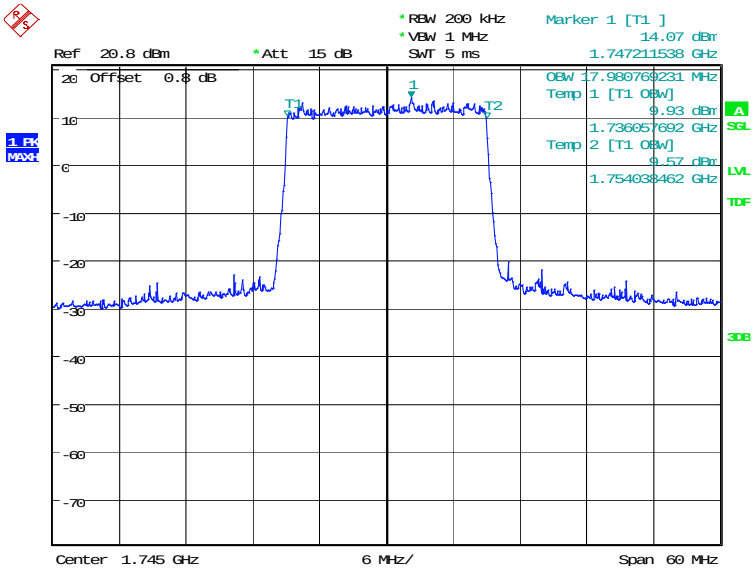

Date: 13.MAY.2022 16:43:31

©Copyright. All rights reserved by CTTL.

LTE CA Band 5B , 3MHz+5MHz (99%)

Frequency (MHz)	Occupied Bandwidth (99%) (MHz)	
	QPSK	16QAM
836.5	7.462	7.462

LTE CA Band 5B , 3MHz+5MHz Bandwidth, QPSK (99% BW)

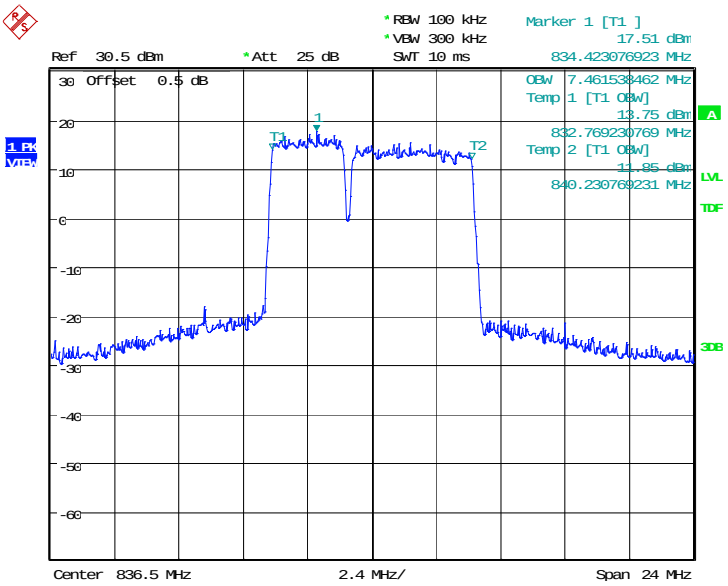

Date: 14.MAY.2022 21:34:59

LTE CA Band 5B , 3MHz+5MHz Bandwidth, 16QAM (99% BW)

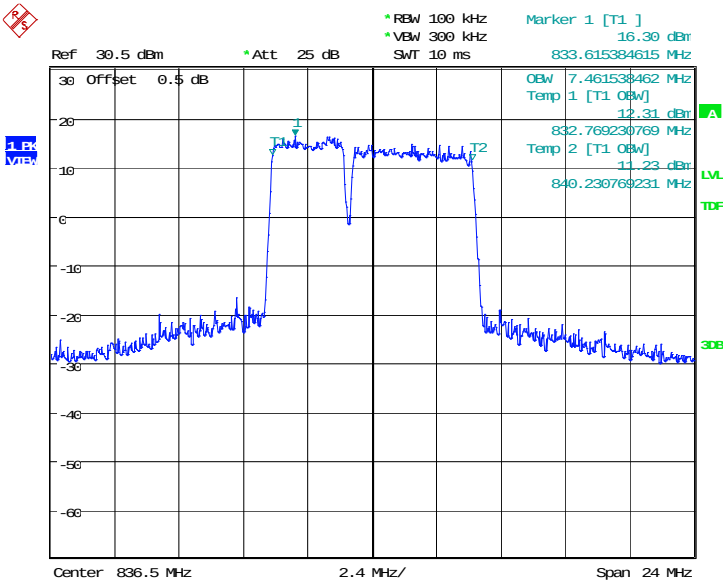

Date: 14.MAY.2022 21:35:21

©Copyright. All rights reserved by CTTL.

LTE CA Band 5B , 5MHz+3MHz (99%)

Frequency (MHz)	Occupied Bandwidth (99%) (MHz)	
	QPSK	16QAM
836.5	7.500	7.462

LTE CA Band 5B , 5MHz+3MHz Bandwidth, QPSK (99% BW)

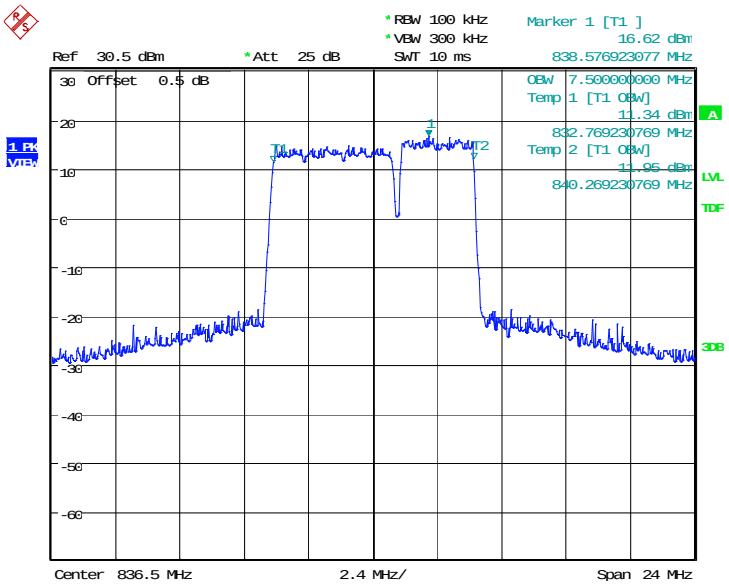

Date: 14.MAY.2022 21:36:26

LTE CA Band 5B , 5MHz+3MHz Bandwidth, 16QAM (99% BW)

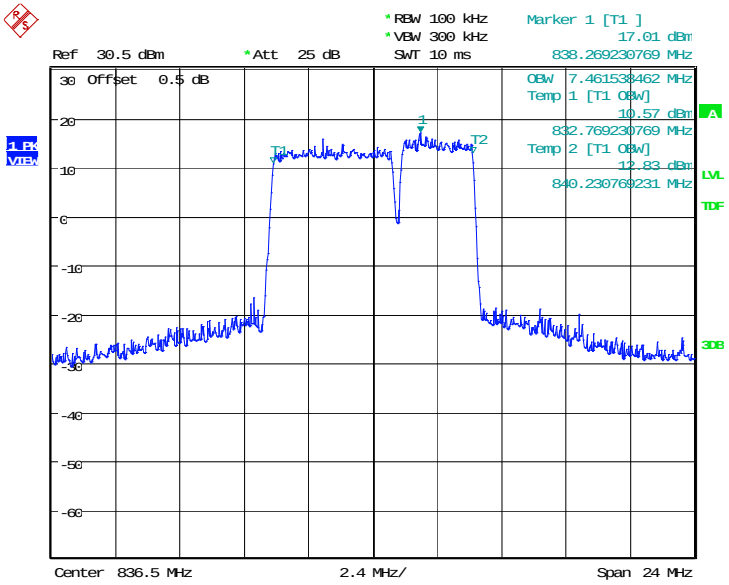

Date: 14.MAY.2022 21:36:48

©Copyright. All rights reserved by CTTL.

LTE CA Band 5B , 5MHz+10MHz (99%)

Frequency (MHz)	Occupied Bandwidth (99%) (MHz)	
	QPSK	16QAM
836.5	13.918	13.846

LTE CA Band 5B , 5MHz+10MHz Bandwidth, QPSK (99% BW)

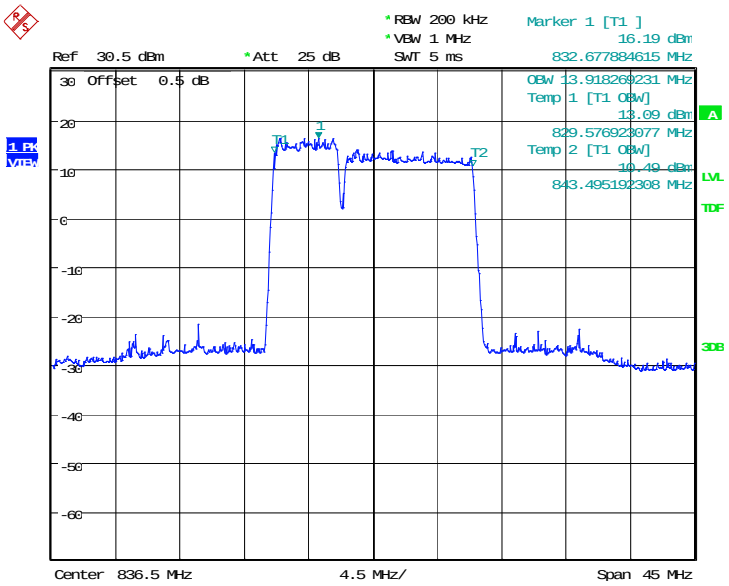

Date: 14.MAY.2022 21:37:52

LTE CA Band 5B , 5MHz+10MHz Bandwidth, 16QAM (99% BW)

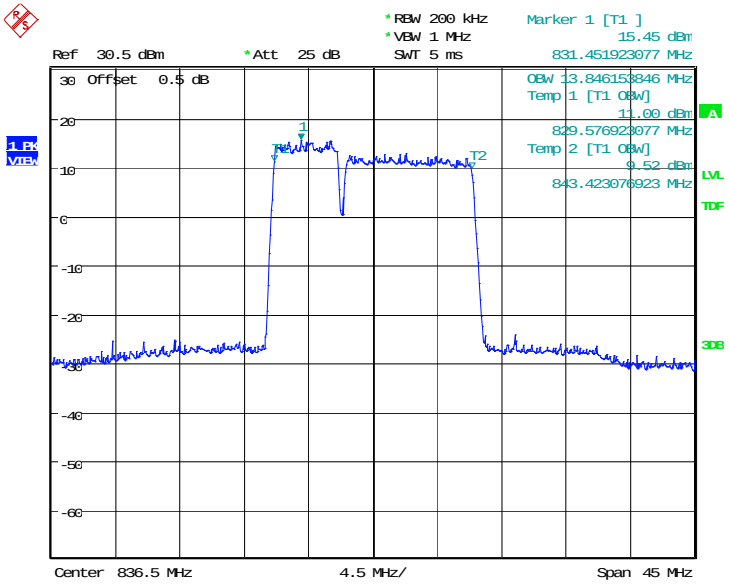

Date: 14.MAY.2022 21:38:14

©Copyright. All rights reserved by CTTL.

LTE CA Band 5B , 10MHz+5MHz (99%)

Frequency (MHz)	Occupied Bandwidth (99%) (MHz)	
	QPSK	16QAM
836.5	13.918	13.918

LTE CA Band 5B , 10MHz+5MHz Bandwidth, QPSK (99% BW)

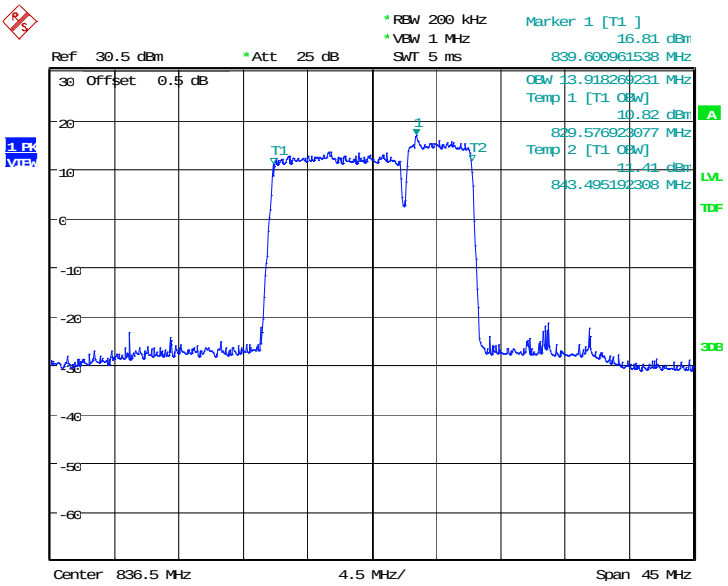

Date: 14.MAY.2022 21:39:19

LTE CA Band 5B , 10MHz+5MHz Bandwidth, 16QAM (99% BW)

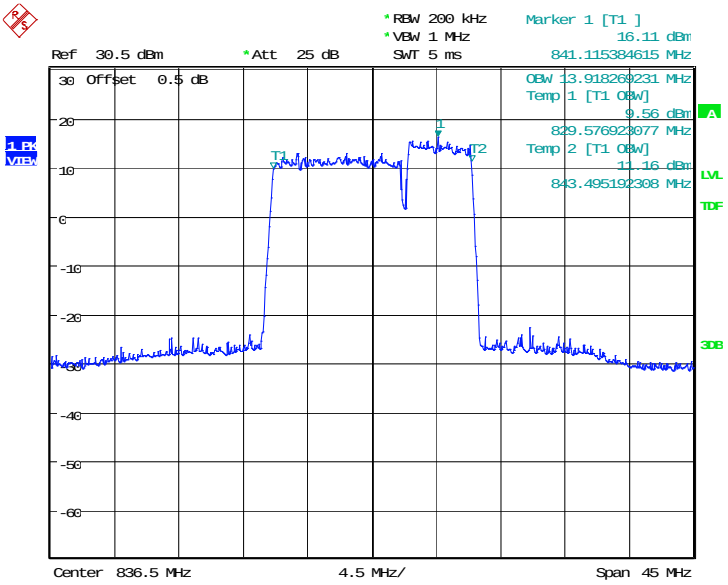

Date: 14.MAY.2022 21:39:41

©Copyright. All rights reserved by CTTL.

LTE CA Band 5B , 10MHz+10MHz (99%)

Frequency (MHz)	Occupied Bandwidth (99%) (MHz)	
	QPSK	16QAM
836.5	18.846	18.750

LTE CA Band 5B , 10MHz+10MHz Bandwidth, QPSK (99% BW)

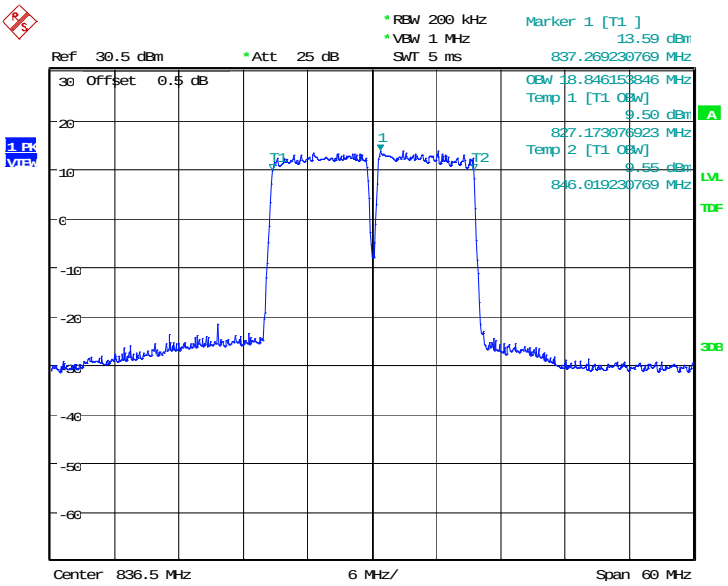

Date: 14.MAY.2022 21:40:45

LTE CA Band 5B , 10MHz+10MHz Bandwidth, 16QAM (99% BW)

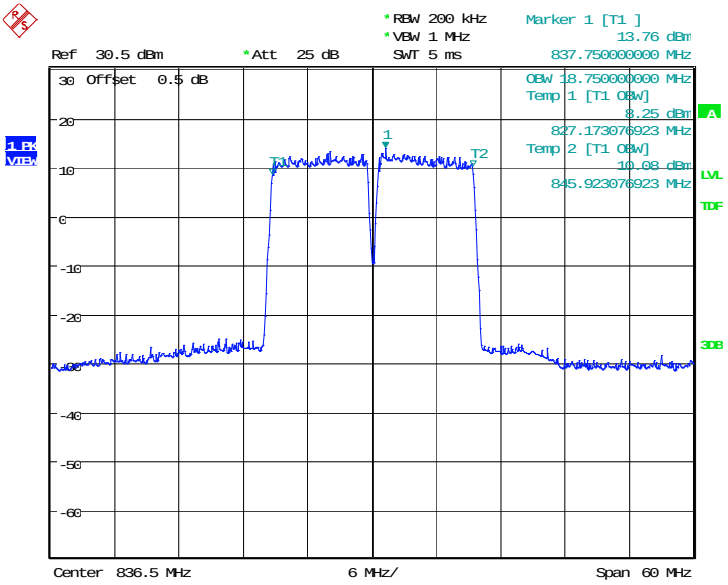

Date: 14.MAY.2022 21:41:07

©Copyright. All rights reserved by CTTL.

LTE CA Band 66B , 5MHz+5MHz (99%)

Frequency (MHz)	Occupied Bandwidth (99%) (MHz)	
	QPSK	16QAM
1755.0	9.279	9.279

LTE CA Band 66B , 5MHz+5MHz Bandwidth, QPSK (99% BW)

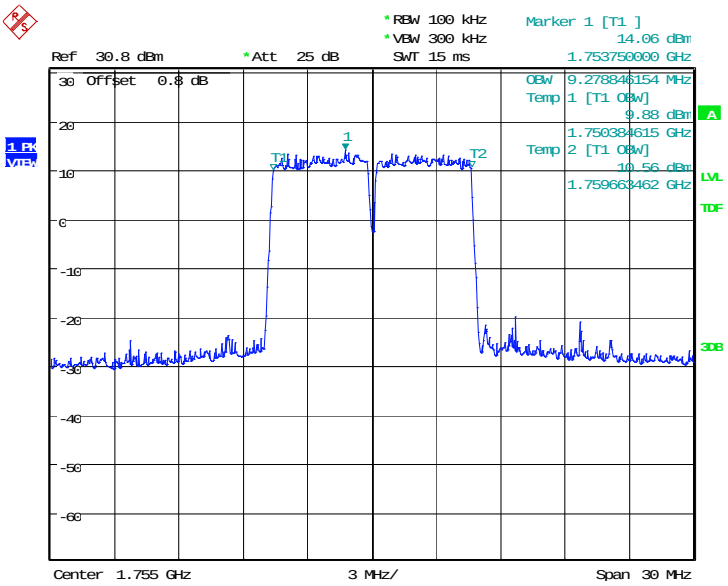

Date: 14.MAY.2022 19:20:17

LTE CA Band 66B , 5MHz+5MHz Bandwidth, 16QAM (99% BW)

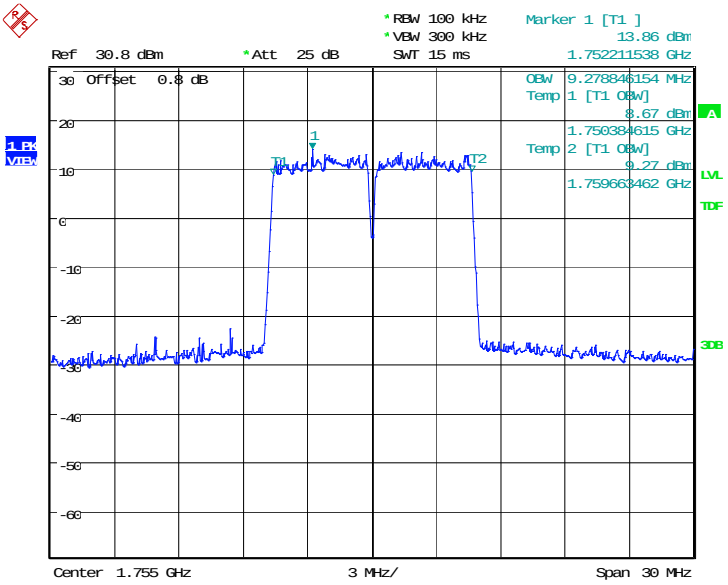

Date: 14.MAY.2022 19:20:39

©Copyright. All rights reserved by CTTL.

LTE CA Band 66B , 5MHz+10MHz (99%)

Frequency (MHz)	Occupied Bandwidth (99%) (MHz)	
	QPSK	16QAM
1755.0	13.918	13.918

LTE CA Band 66B , 5MHz+10MHz Bandwidth, QPSK (99% BW)

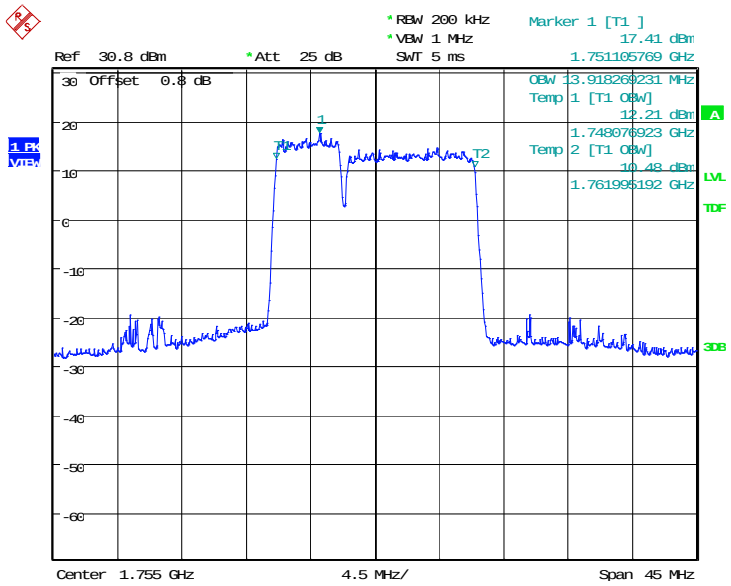

Date: 14.MAY.2022 19:21:43

LTE CA Band 66B , 5MHz+10MHz Bandwidth, 16QAM (99% BW)

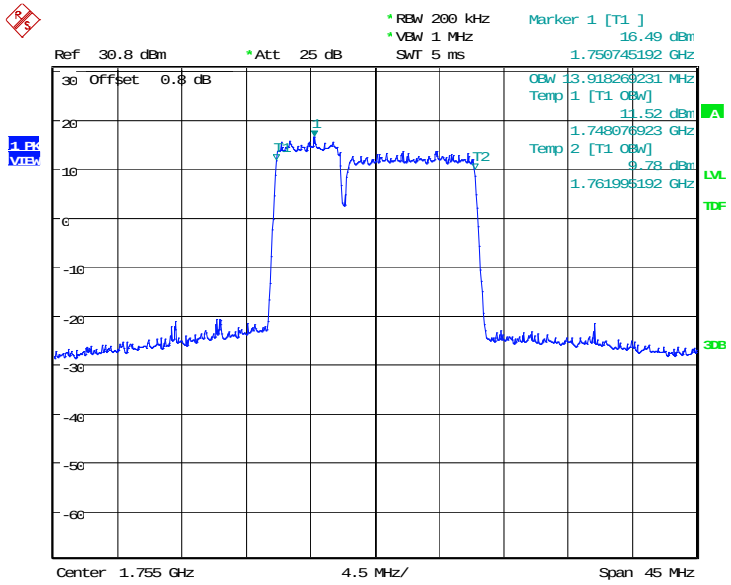

Date: 14.MAY.2022 19:22:05

©Copyright. All rights reserved by CTTL.

LTE CA Band 66B , 5MHz+15MHz (99%)

Frequency (MHz)	Occupied Bandwidth (99%) (MHz)	
	QPSK	16QAM
1755.0	18.269	18.269

LTE CA Band 66B , 5MHz+15MHz Bandwidth, QPSK (99% BW)

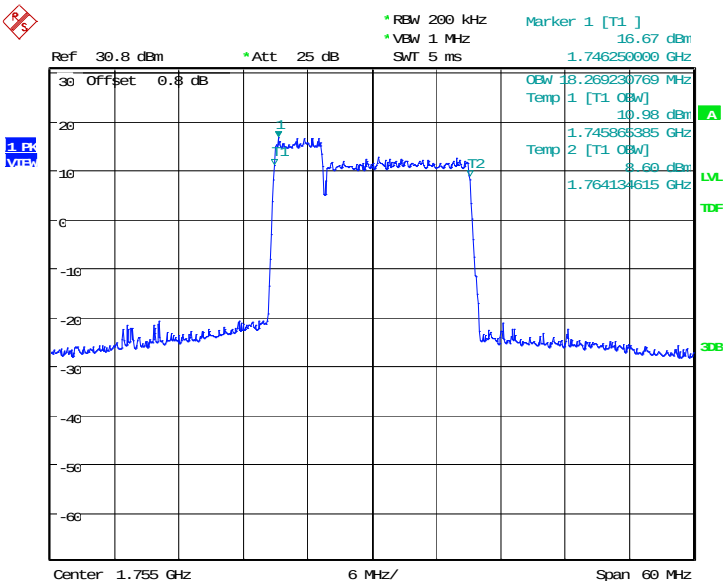

Date: 14.MAY.2022 19:23:09

LTE CA Band 66B , 5MHz+15MHz Bandwidth, 16QAM (99% BW)

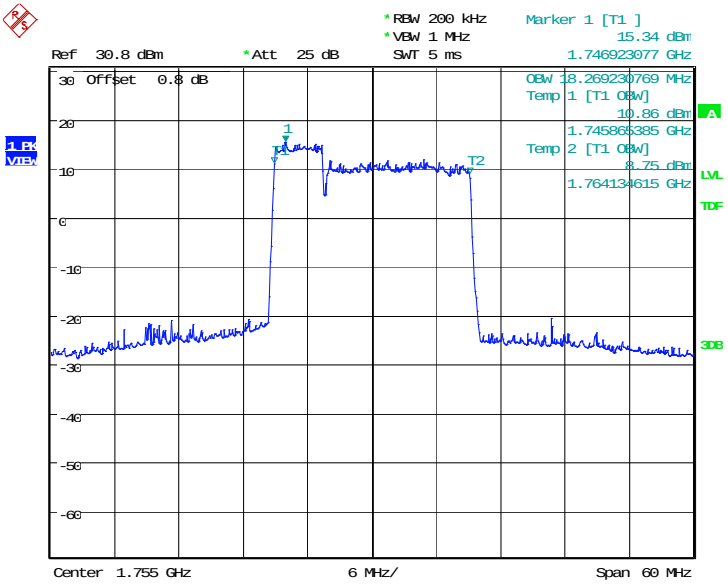

Date: 14.MAY.2022 19:23:31

©Copyright. All rights reserved by CTTL.

LTE CA Band 66B , 10MHz+5MHz (99%)

Frequency (MHz)	Occupied Bandwidth (99%) (MHz)	
	QPSK	16QAM
1755.0	13.918	13.918

LTE CA Band 66B , 10MHz+5MHz Bandwidth, QPSK (99% BW)

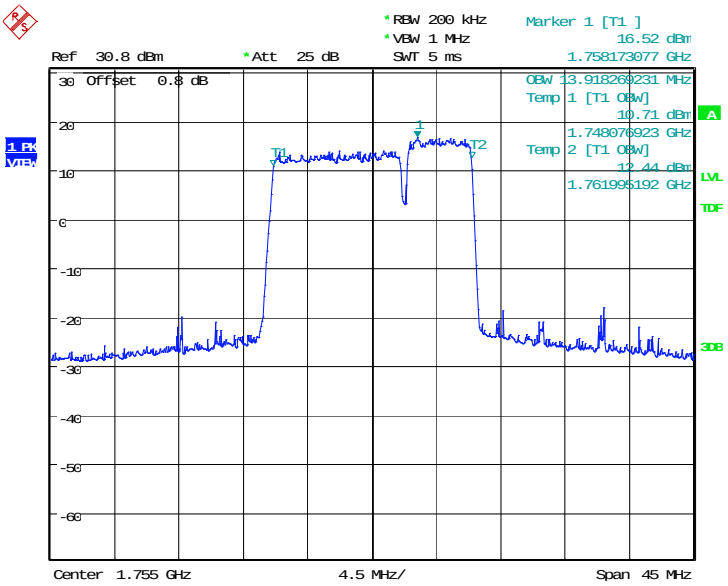

Date: 14.MAY.2022 19:24:36

LTE CA Band 66B , 10MHz+5MHz Bandwidth, 16QAM (99% BW)

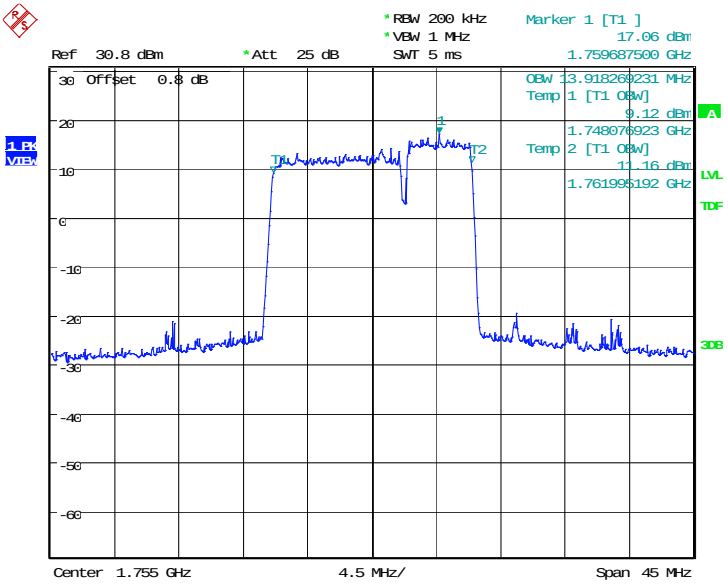

Date: 14.MAY.2022 19:24:58

©Copyright. All rights reserved by CTTL.

LTE CA Band 66B , 10MHz+10MHz (99%)

Frequency (MHz)	Occupied Bandwidth (99%) (MHz)	
	QPSK	16QAM
1755.0	18.846	18.750

LTE CA Band 66B , 10MHz+10MHz Bandwidth, QPSK (99% BW)

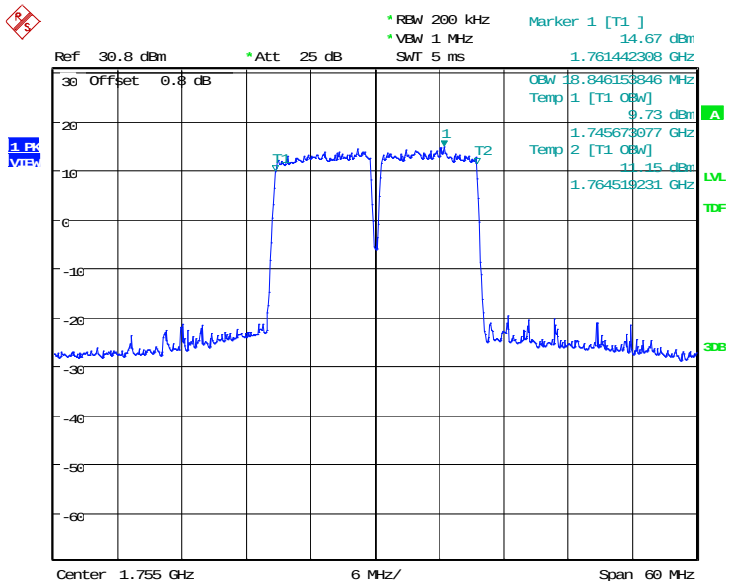

Date: 14.MAY.2022 19:26:01

LTE CA Band 66B , 10MHz+10MHz Bandwidth, 16QAM (99% BW)

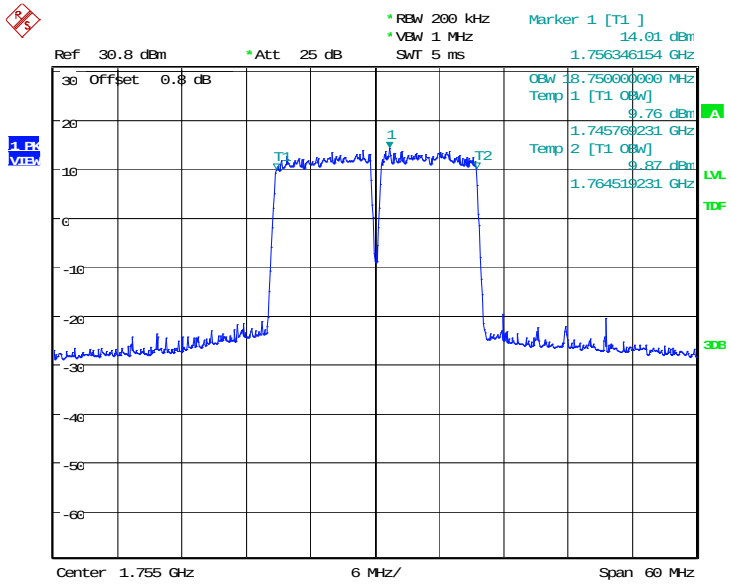

Date: 14.MAY.2022 19:26:24

©Copyright. All rights reserved by CTTL.

LTE CA Band 66B , 15MHz+5MHz (99%)

Frequency (MHz)	Occupied Bandwidth (99%) (MHz)	
	QPSK	16QAM
1755.0	18.173	18.173

LTE CA Band 66B , 15MHz+5MHz Bandwidth, QPSK (99% BW)

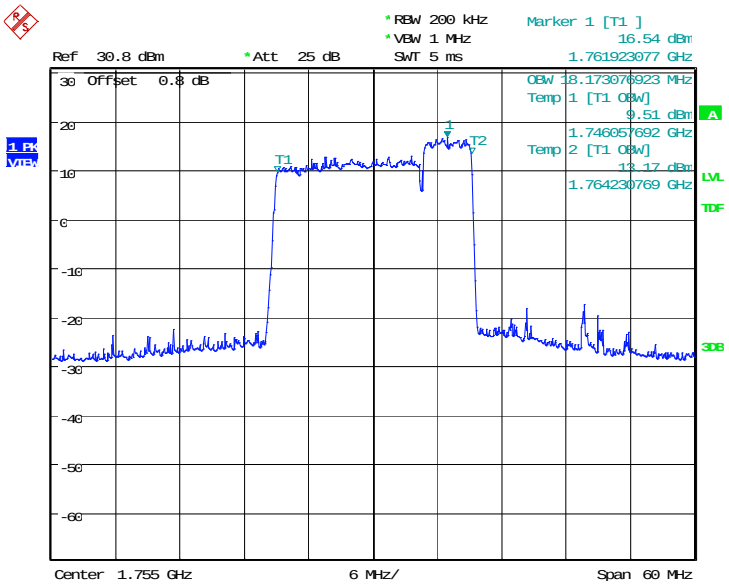

Date: 14.MAY.2022 19:27:28

LTE CA Band 66B , 15MHz+5MHz Bandwidth, 16QAM (99% BW)

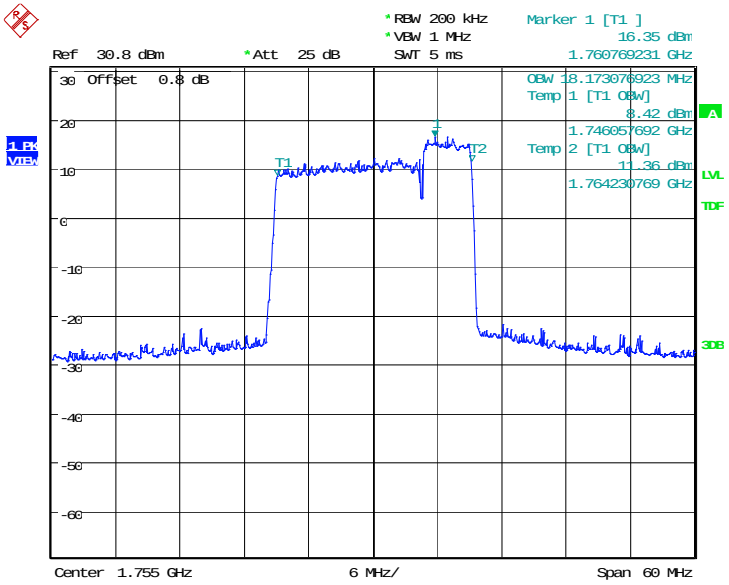

Date: 14.MAY.2022 19:27:50

©Copyright. All rights reserved by CTTL.

LTE CA Band 66C , 5MHz+20MHz (99%)

Frequency (MHz)	Occupied Bandwidth (99%) (MHz)	
	QPSK	16QAM
1755.0	23.077	22.957

LTE CA Band 66C , 5MHz+20MHz Bandwidth, QPSK (99% BW)

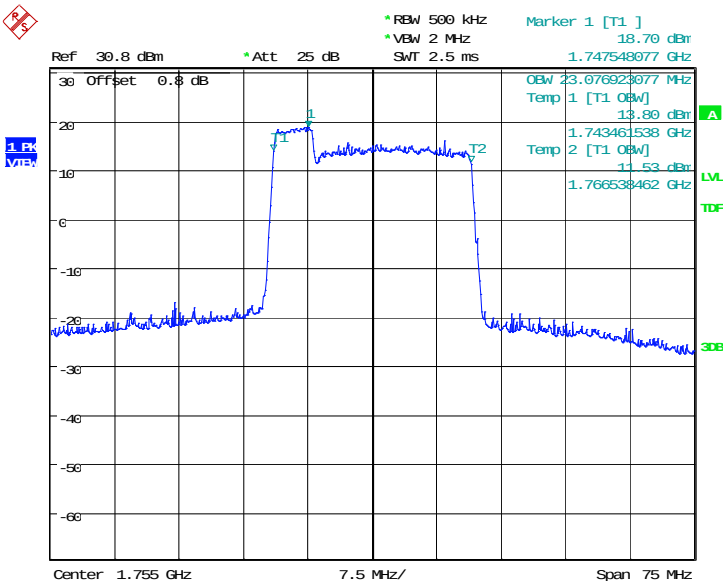

Date: 14.MAY.2022 19:28:55

LTE CA Band 66C , 5MHz+20MHz Bandwidth, 16QAM (99% BW)

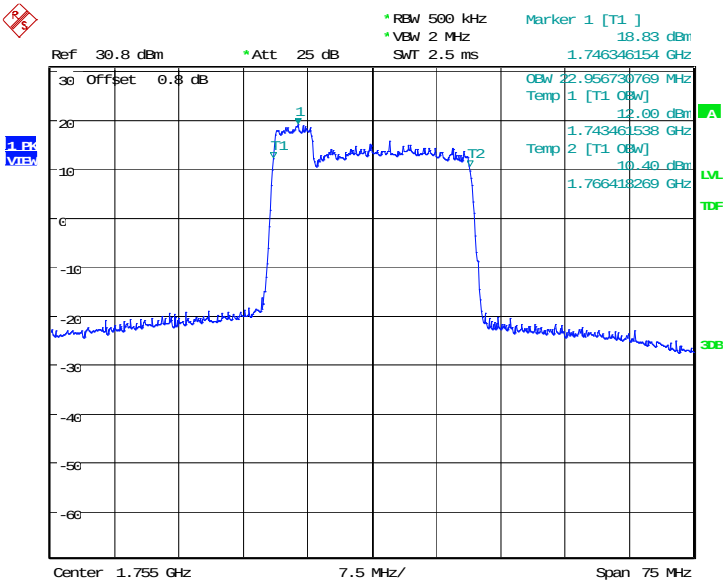

Date: 14.MAY.2022 19:29:20

©Copyright. All rights reserved by CTTL.

LTE CA Band 66C , 10MHz+15MHz (99%)

Frequency (MHz)	Occupied Bandwidth (99%) (MHz)	
	QPSK	16QAM
1755.0	23.197	23.197

LTE CA Band 66C , 10MHz+15MHz Bandwidth, QPSK (99% BW)

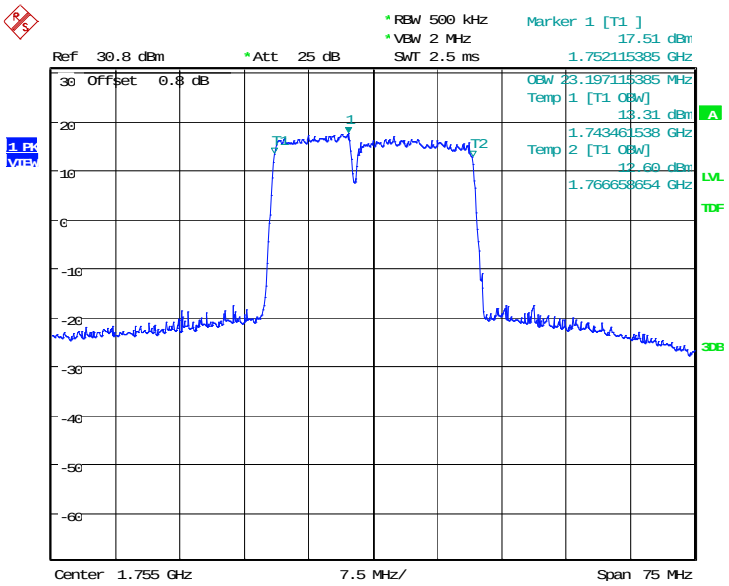

Date: 14.MAY.2022 19:30:25

LTE CA Band 66C , 10MHz+15MHz Bandwidth, 16QAM (99% BW)

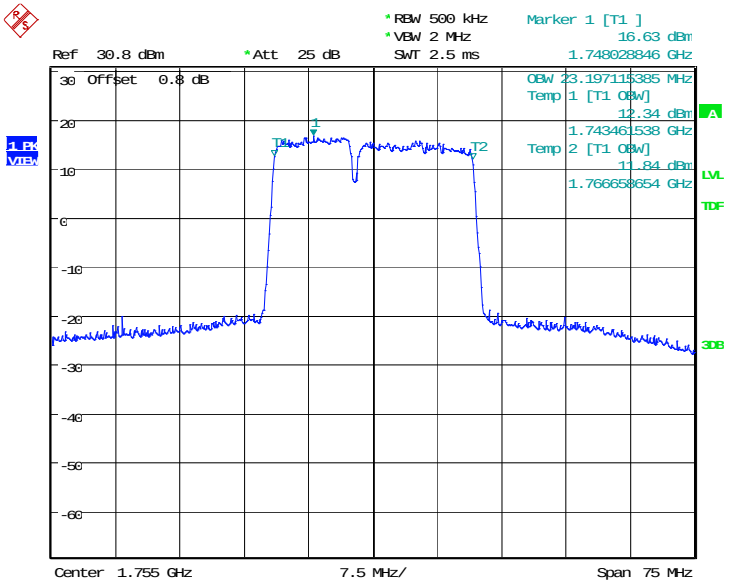

Date: 14.MAY.2022 19:30:47

©Copyright. All rights reserved by CTTL.

LTE CA Band 66C , 10MHz+20MHz (99%)

Frequency (MHz)	Occupied Bandwidth (99%) (MHz)	
	QPSK	16QAM
1755.0	27.837	27.692

LTE CA Band 66C , 10MHz+20MHz Bandwidth, QPSK (99% BW)

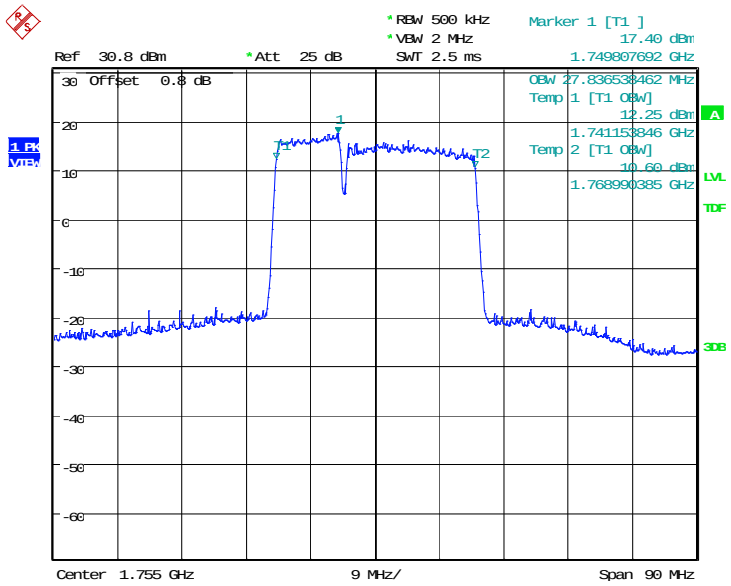

Date: 14.MAY.2022 19:32:13

LTE CA Band 66C , 10MHz+20MHz Bandwidth, 16QAM (99% BW)

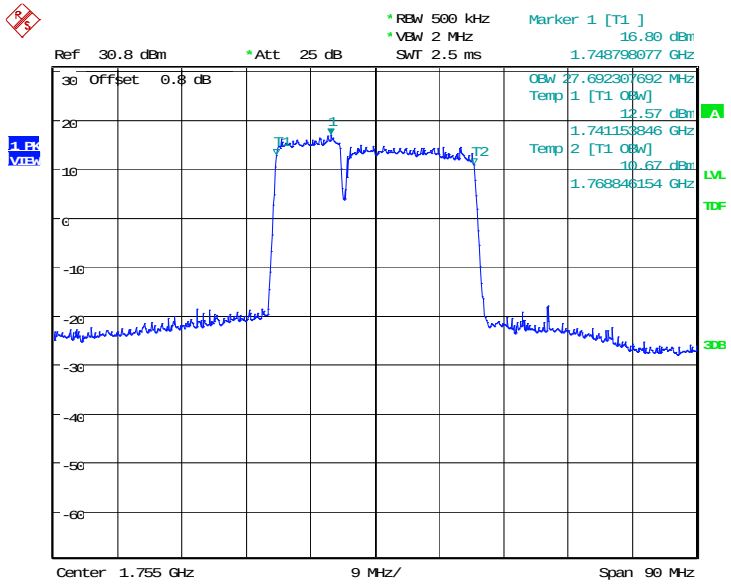

Date: 14.MAY.2022 19:32:35

©Copyright. All rights reserved by CTTL.

LTE CA Band 66C , 15MHz+10MHz (99%)

Frequency (MHz)	Occupied Bandwidth (99%) (MHz)	
	QPSK	16QAM
1755.0	23.317	23.317

LTE CA Band 66C , 15MHz+10MHz Bandwidth, QPSK (99% BW)

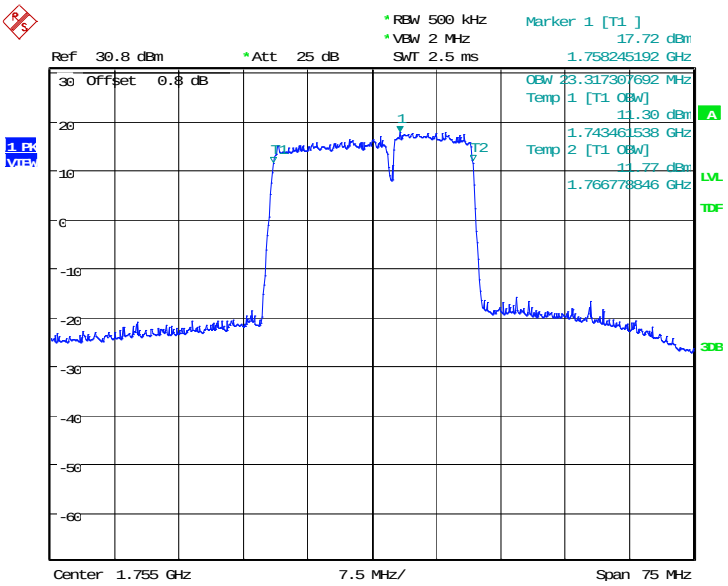

Date: 14.MAY.2022 19:33:40

LTE CA Band 66C , 15MHz+10MHz Bandwidth, 16QAM (99% BW)

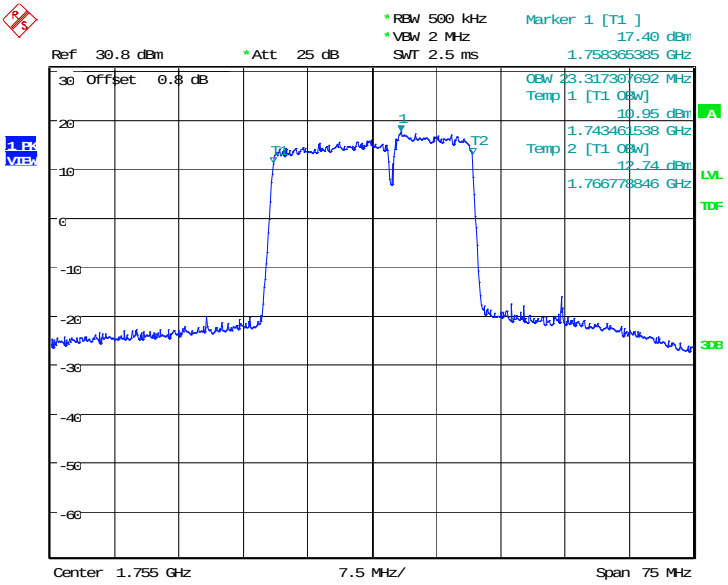

Date: 14.MAY.2022 19:34:02

©Copyright. All rights reserved by CTTL.

LTE CA Band 66C , 15MHz+15MHz (99%)

Frequency (MHz)	Occupied Bandwidth (99%) (MHz)	
	QPSK	16QAM
1755.0	28.413	28.413

LTE CA Band 66C , 15MHz+15MHz Bandwidth, QPSK (99% BW)

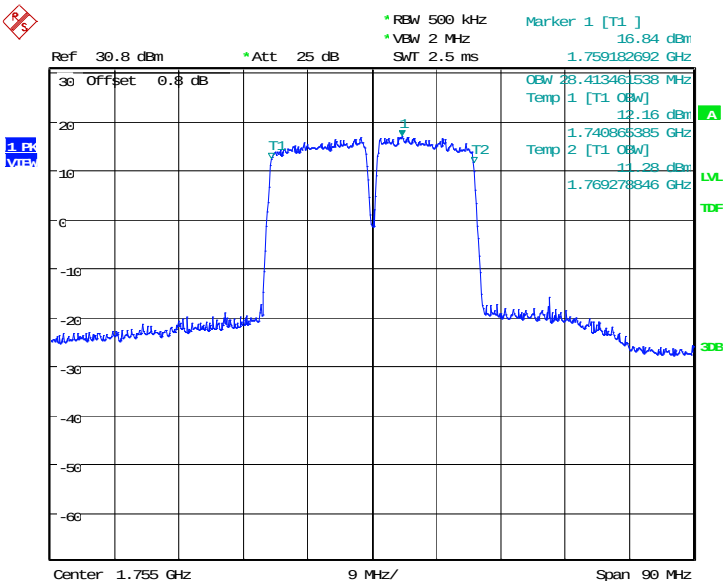

Date: 14.MAY.2022 19:35:28

LTE CA Band 66C , 15MHz+15MHz Bandwidth, 16QAM (99% BW)

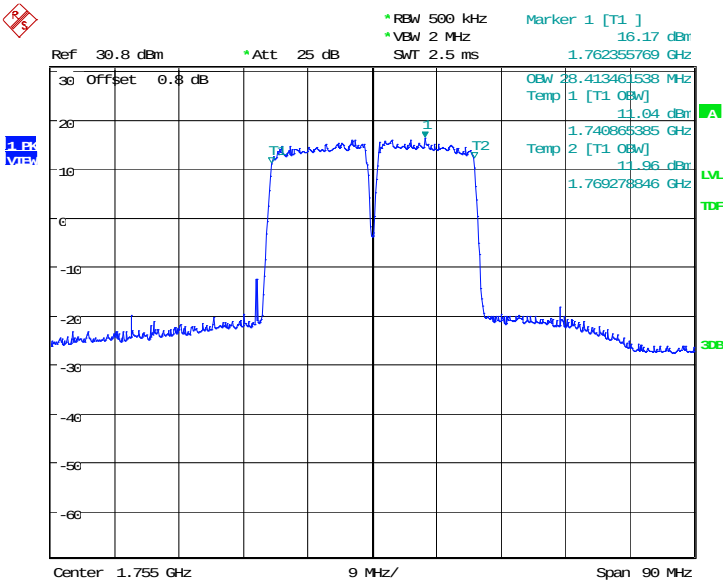

Date: 14.MAY.2022 19:35:50

©Copyright. All rights reserved by CTTL.

LTE CA Band 66C , 15MHz+20MHz (99%)

Frequency (MHz)	Occupied Bandwidth (99%) (MHz)	
	QPSK	16QAM
1755.0	32.644	32.644

LTE CA Band 66C , 15MHz+20MHz Bandwidth, QPSK (99% BW)

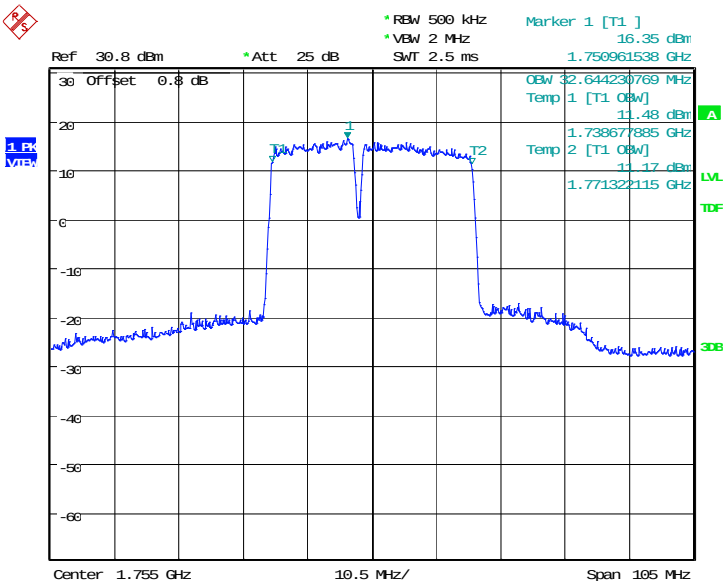

Date: 14.MAY.2022 19:36:54

LTE CA Band 66C , 15MHz+20MHz Bandwidth, 16QAM (99% BW)

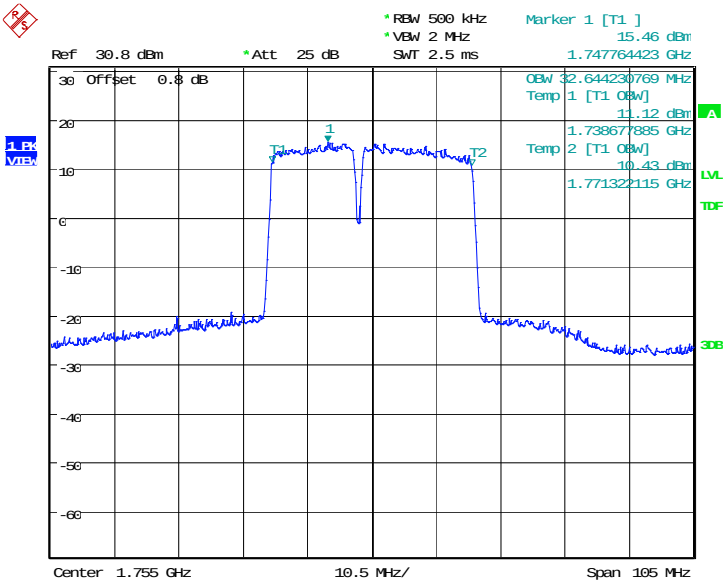

Date: 14.MAY.2022 19:37:19

©Copyright. All rights reserved by CTTL.

LTE CA Band 66C , 20MHz+5MHz (99%)

Frequency (MHz)	Occupied Bandwidth (99%) (MHz)	
	QPSK	16QAM
1755.0	22.957	22.957

LTE CA Band 66C , 20MHz+5MHz Bandwidth, QPSK (99% BW)

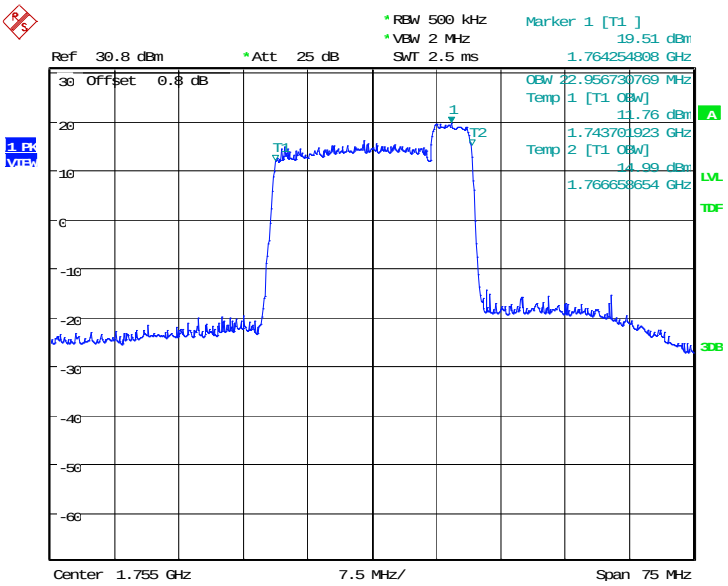

Date: 14.MAY.2022 19:38:24

LTE CA Band 66C , 20MHz+5MHz Bandwidth, 16QAM (99% BW)

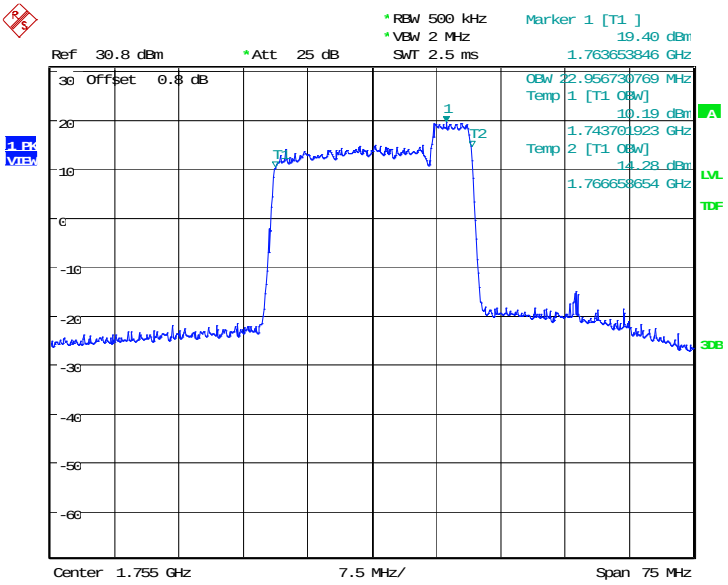

Date: 14.MAY.2022 19:38:46

©Copyright. All rights reserved by CTTL.

LTE CA Band 66C , 20MHz+10MHz (99%)

Frequency (MHz)	Occupied Bandwidth (99%) (MHz)	
	QPSK	16QAM
1755.0	27.837	27.837

LTE CA Band 66C , 20MHz+10MHz Bandwidth, QPSK (99% BW)

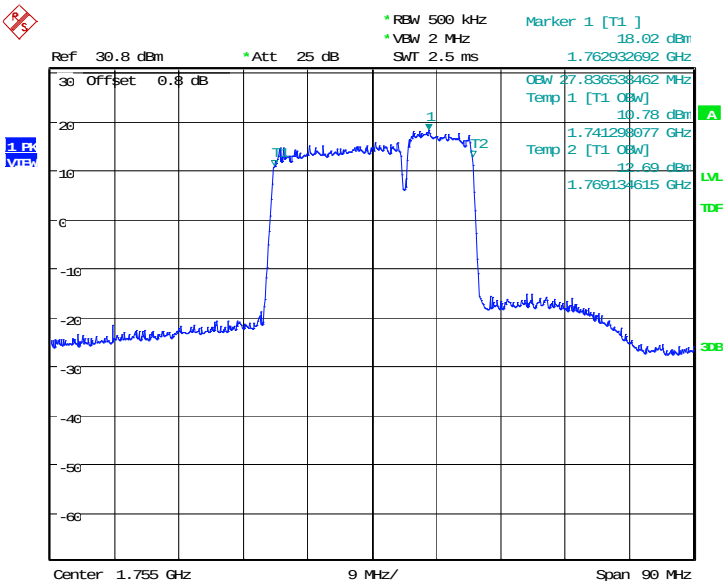

Date: 14.MAY.2022 19:39:50

LTE CA Band 66C , 20MHz+10MHz Bandwidth, 16QAM (99% BW)

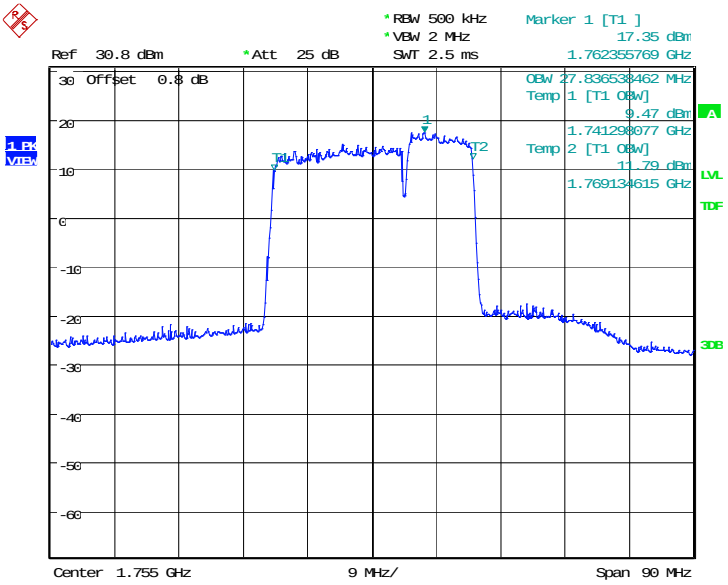

Date: 14.MAY.2022 19:40:13

©Copyright. All rights reserved by CTTL.

LTE CA Band 66C , 20MHz+15MHz (99%)

Frequency (MHz)	Occupied Bandwidth (99%) (MHz)	
	QPSK	16QAM
1755.0	32.644	32.644

LTE CA Band 66C , 20MHz+15MHz Bandwidth, QPSK (99% BW)

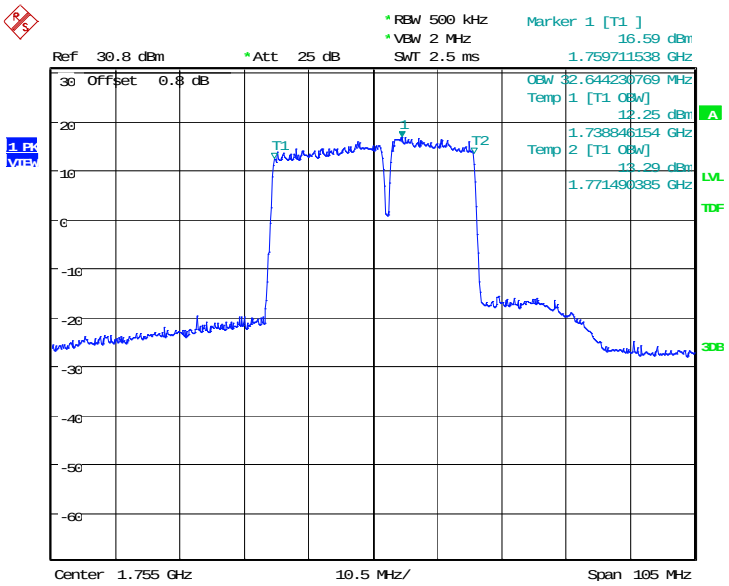

Date: 14.MAY.2022 19:41:17

LTE CA Band 66C , 20MHz+15MHz Bandwidth, 16QAM (99% BW)

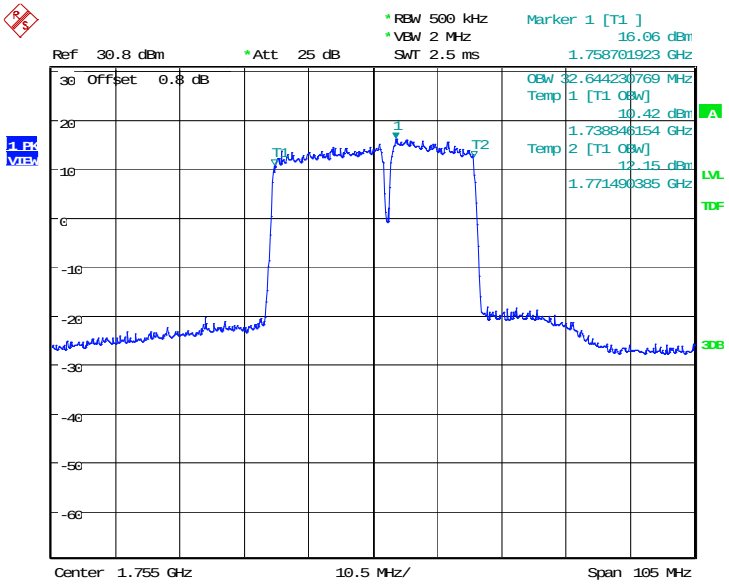

Date: 14.MAY.2022 19:41:39

©Copyright. All rights reserved by CTTL.

LTE CA Band 66C , 20MHz+20MHz (99%)

Frequency (MHz)	Occupied Bandwidth (99%) (MHz)	
	QPSK	16QAM
1755.0	37.500	37.500

LTE CA Band 66C , 20MHz+20MHz Bandwidth, QPSK (99% BW)

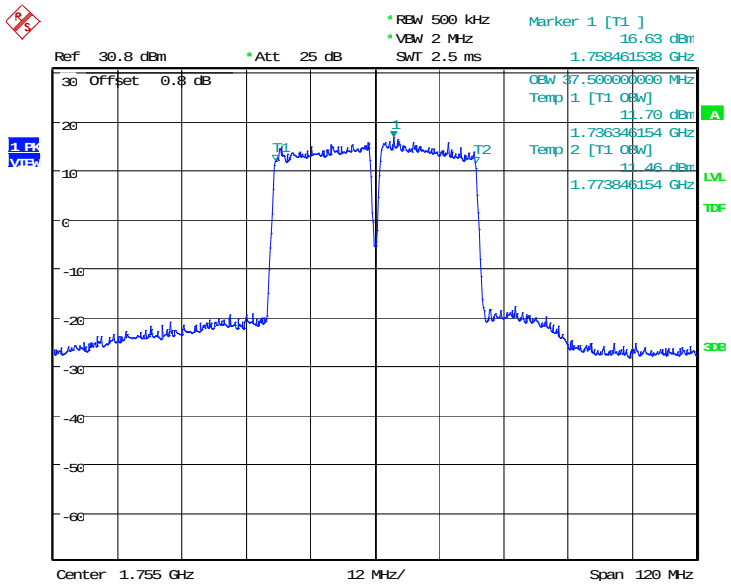

Date: 14.MAY.2022 19:42:43

LTE CA Band 66C , 20MHz+20MHz Bandwidth, 16QAM (99% BW)

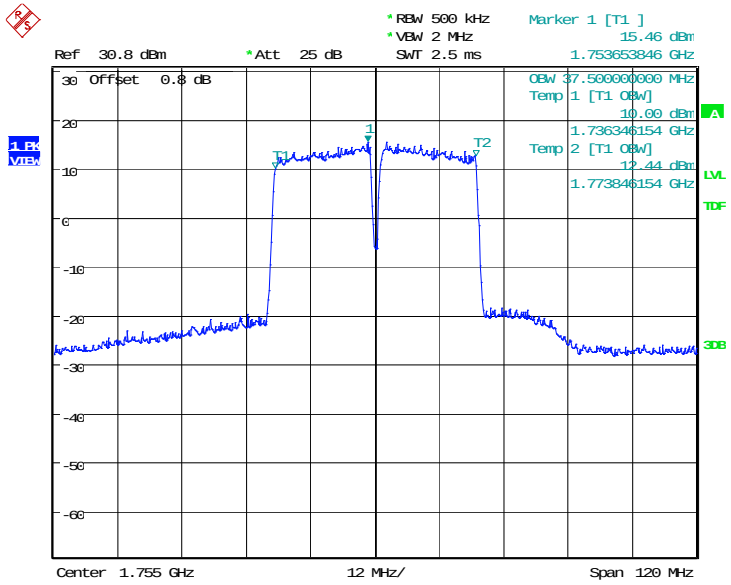

Date: 14.MAY.2022 19:43:05

©Copyright. All rights reserved by CTTL.

A.5 Emission Bandwidth

The emission bandwidth is defined as the width of the signal between two points, one below the carrier center frequency and one above the carrier center frequency, outside of which all emissions are attenuated at least 26 dB below the transmitter power. Table below lists the measured -26dBc BW. Spectrum analyzer plots are included on the following pages.
The measurement method is from ANSI C63.26:
a) The spectrum analyzer center frequency is set to the nominal EUT channel center frequency. The span range for the spectrum analyzer shall be wide enough to see sufficient roll off of the signal to make the measurement.
b) The nominal RBW shall be in the range of 1% to 5% of the anticipated OBW, and the VBW shall be set ≥ 3 × RBW.
c) Set the reference level of the instrument as required to prevent the signal amplitude from exceeding the maximum spectrum analyzer input mixer level for linear operation.
d) The dynamic range of the spectrum analyzer at the selected RBW shall be more than 10 dB below the target "−X dB" requirement, i.e., if the requirement calls for measuring the −26 dB OBW, the spectrum analyzer noise floor at the selected RBW shall be at least 36 dB below the reference level.
e) Set spectrum analyzer detection mode to peak, and the trace mode to max hold.

©Copyright. All rights reserved by CTTL.

LTE band 2, 1.4MHz (-26dBc)

Frequency(MHz)	Emission Bandwidth (-26dBc)(kHz)	
1880.0	QPSK	16QAM
	1225.96	1241.99

LTE band 2, 1.4MHz Bandwidth, QPSK (-26dBc BW)

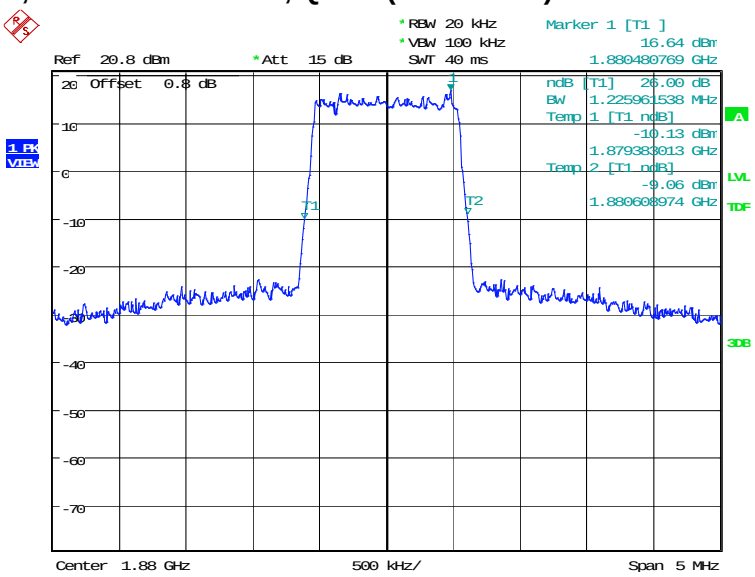

Date: 13.MAY.2022 16:44:48

LTE band 2, 1.4MHz Bandwidth, 16QAM (-26dBc BW)

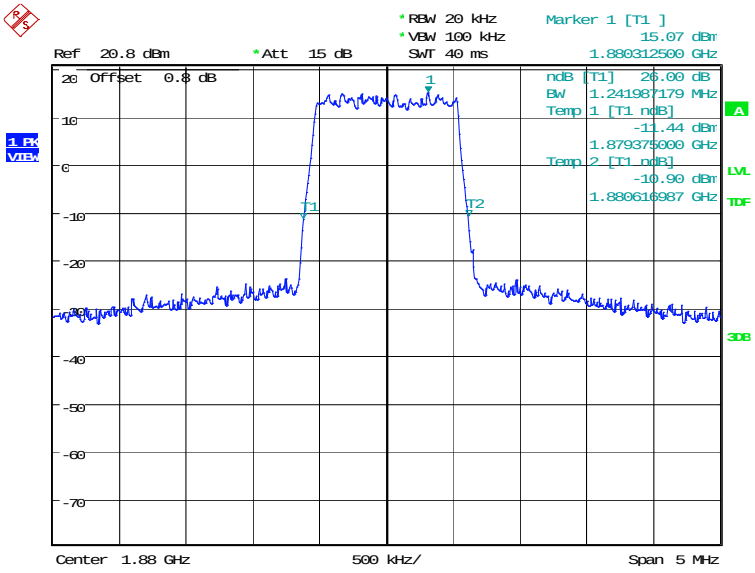

Date: 13.MAY.2022 16:45:28

©Copyright. All rights reserved by CTTL.

LTE band 2, 3MHz (-26dBc)

Frequency(MHz)	Emission Bandwidth (-26dBc)(kHz)	
1880.0	QPSK	16QAM
	2980.77	2980.77

LTE band 2, 3MHz Bandwidth, QPSK (-26dBc BW)

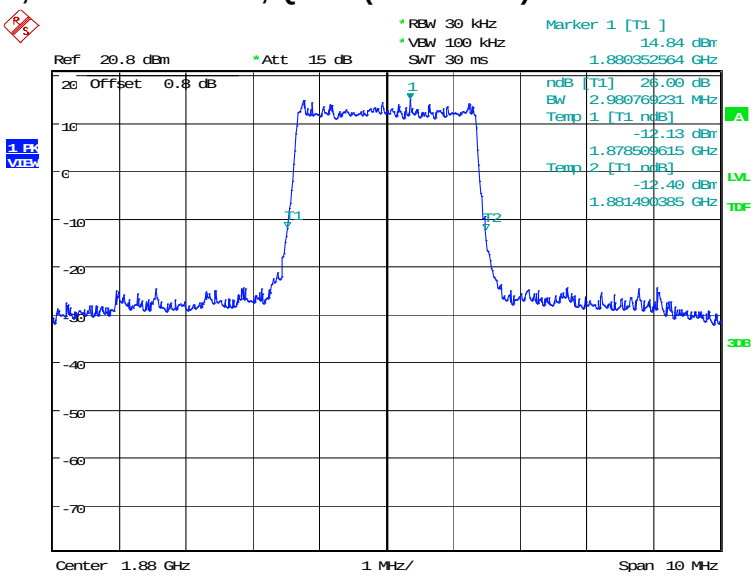

Date: 13.MAY.2022 16:46:12

LTE band 2, 3MHz Bandwidth, 16QAM (-26dBc BW)

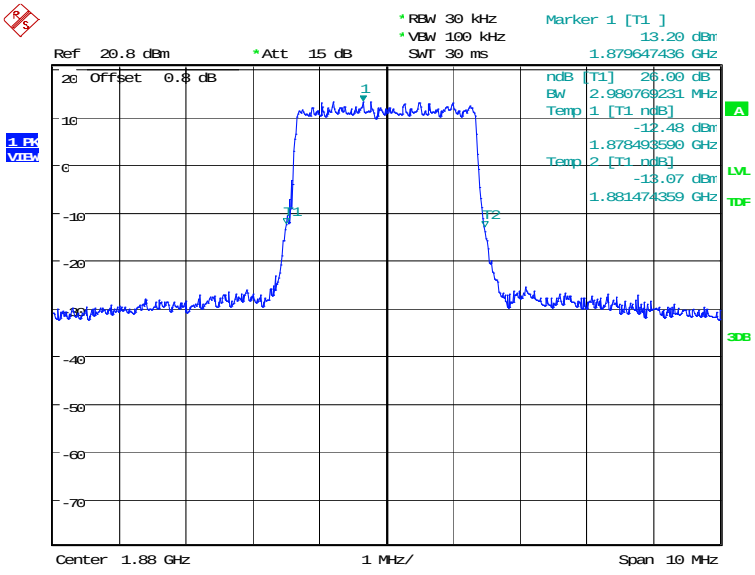

Date: 13.MAY.2022 16:46:51

©Copyright. All rights reserved by CTTL.

LTE band 2, 5MHz (-26dBc)

Frequency(MHz)	Emission Bandwidth (-26dBc)(kHz)	
1880.0	QPSK	16QAM
	4927.88	4927.88

LTE band 2, 5MHz Bandwidth, QPSK (-26dBc BW)

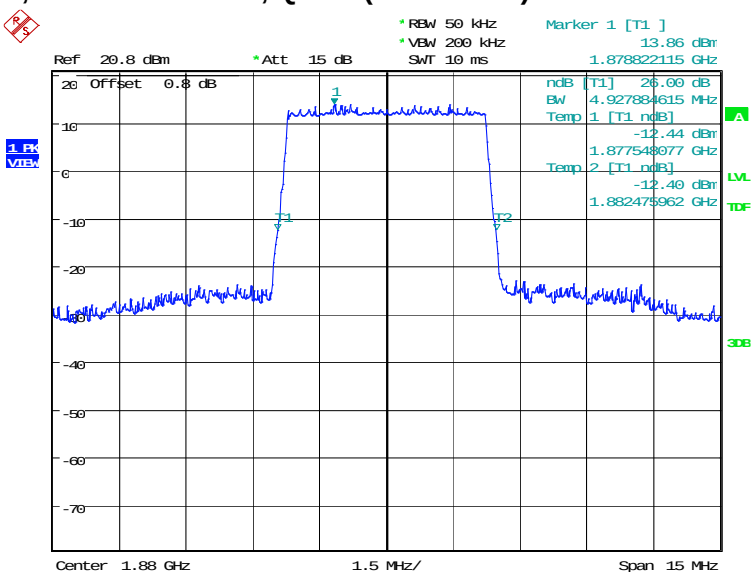

Date: 13.MAY.2022 16:47:35

LTE band 2, 5MHz Bandwidth, 16QAM (-26dBc BW)

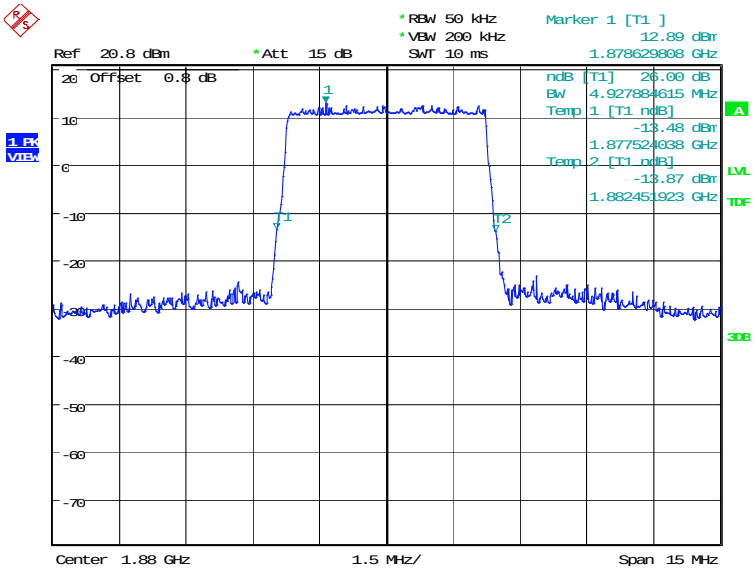

Date: 13.MAY.2022 16:48:14

©Copyright. All rights reserved by CTTL.

LTE band 2, 10MHz (-26dBc)

Frequency(MHz)	Emission Bandwidth (-26dBc)(kHz)	
1880.0	QPSK	16QAM
	9711.54	9663.46

LTE band 2, 10MHz Bandwidth, QPSK (-26dBc BW)

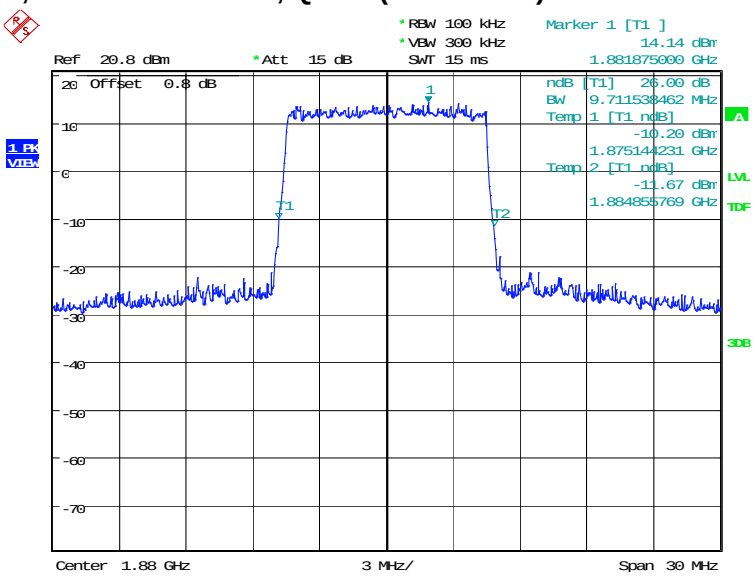

Date: 13.MAY.2022 16:48:59

LTE band 2, 10MHz Bandwidth, 16QAM (-26dBc BW)

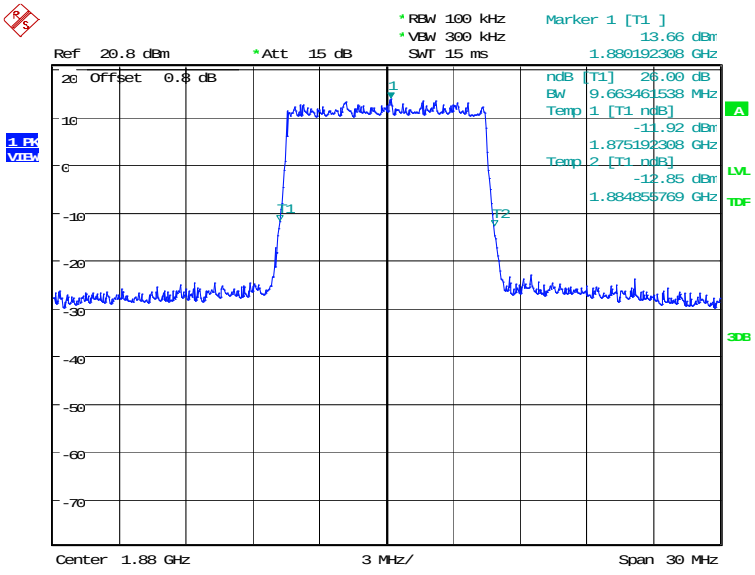

Date: 13.MAY.2022 16:49:38

©Copyright. All rights reserved by CTTL.

LTE band 2, 15MHz (-26dBc)

Frequency(MHz)	Emission Bandwidth (-26dBc)(kHz)	
1880.0	QPSK	16QAM
	14783.65	14639.42

LTE band 2, 15MHz Bandwidth, QPSK (-26dBc BW)

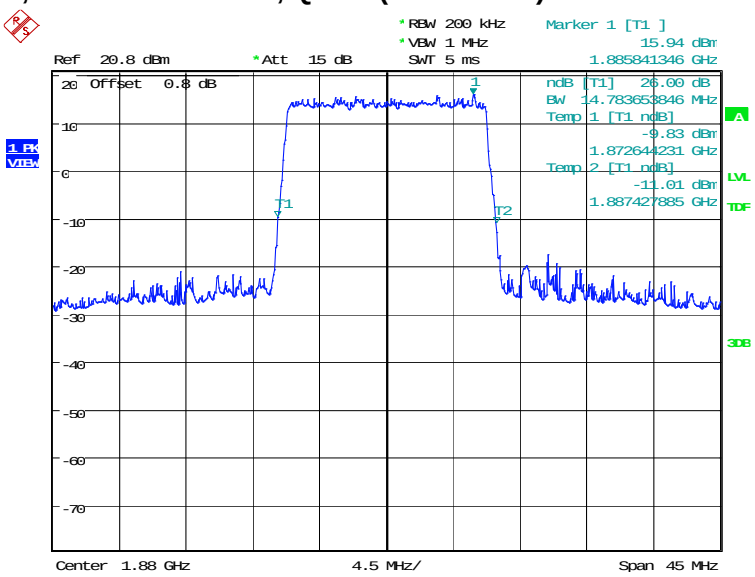

Date: 13.MAY.2022 16:50:22

LTE band 2, 15MHz Bandwidth, 16QAM (-26dBc BW)

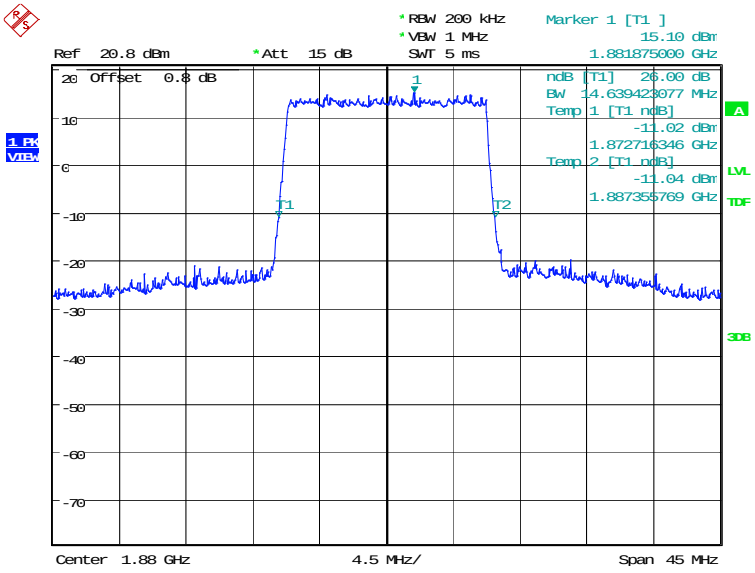

Date: 13.MAY.2022 16:51:02

©Copyright. All rights reserved by CTTL.

LTE band 2, 20MHz (-26dBc)

Frequency(MHz)	Emission Bandwidth (-26dBc)(kHz)	
1880.0	QPSK	16QAM
	19134.62	19326.92

LTE band 2, 20MHz Bandwidth, QPSK (-26dBc BW)

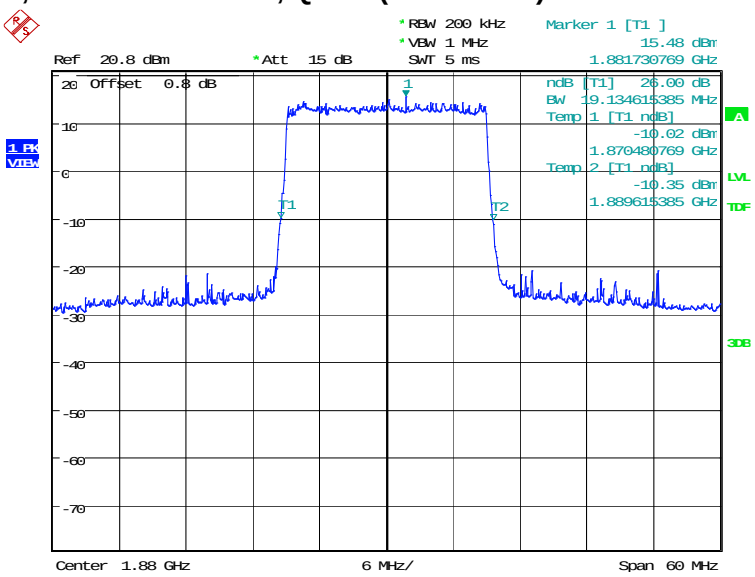

Date: 13.MAY.2022 16:51:46

LTE band 2, 20MHz Bandwidth, 16QAM (-26dBc BW)

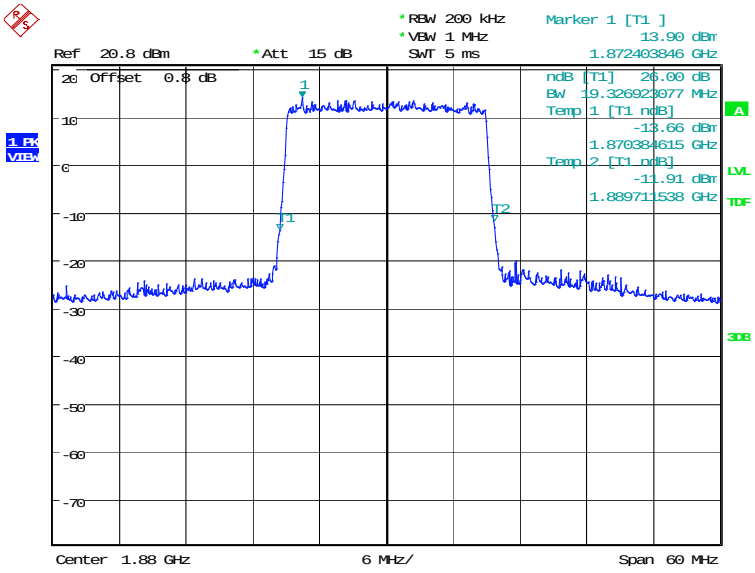

Date: 13.MAY.2022 16:52:25

©Copyright. All rights reserved by CTTL.

LTE band 5, 1.4MHz (-26dBc)

Frequency(MHz)	Emission Bandwidth (-26dBc)(kHz)	
836.5	QPSK	16QAM
	1233.97	1241.99

LTE band 5, 1.4MHz Bandwidth, QPSK (-26dBc BW)

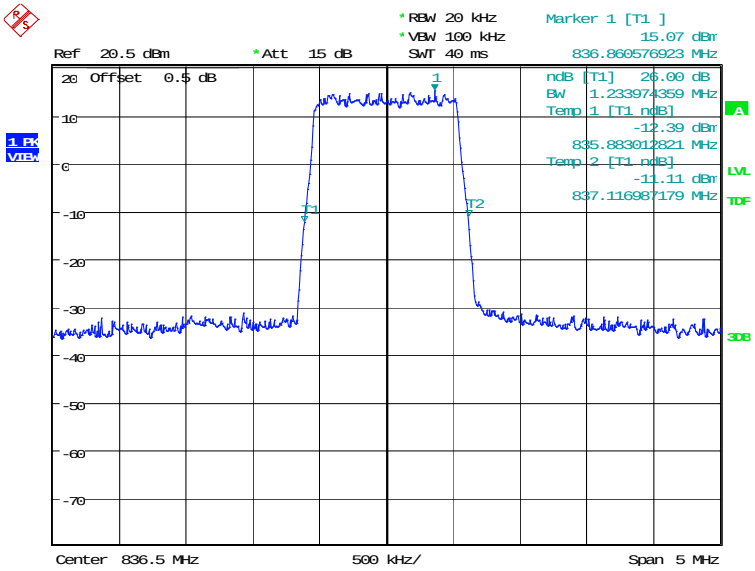

Date: 14.MAY.2022 13:06:09

LTE band 5, 1.4MHz Bandwidth, 16QAM (-26dBc BW)

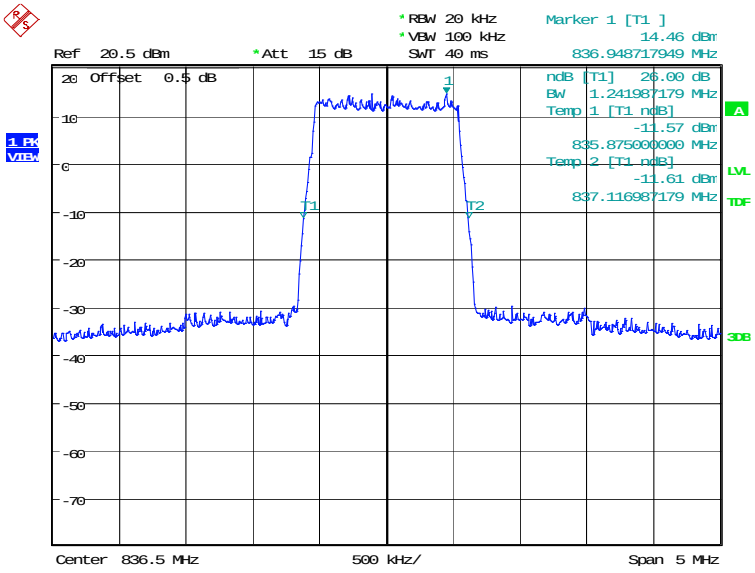

Date: 14.MAY.2022 13:06:47

©Copyright. All rights reserved by CTTL.

LTE band 5, 3MHz (-26dBc)

Frequency(MHz)	Emission Bandwidth (-26dBc)(kHz)	
836.5	QPSK	16QAM
	2948.72	2964.74

LTE band 5, 3MHz Bandwidth, QPSK (-26dBc BW)

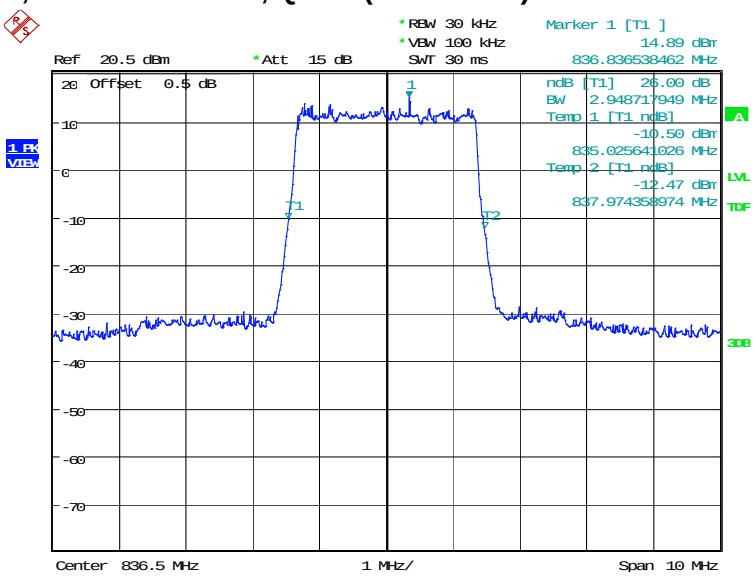

Date: 14.MAY.2022 13:07:31

LTE band 5, 3MHz Bandwidth, 16QAM (-26dBc BW)

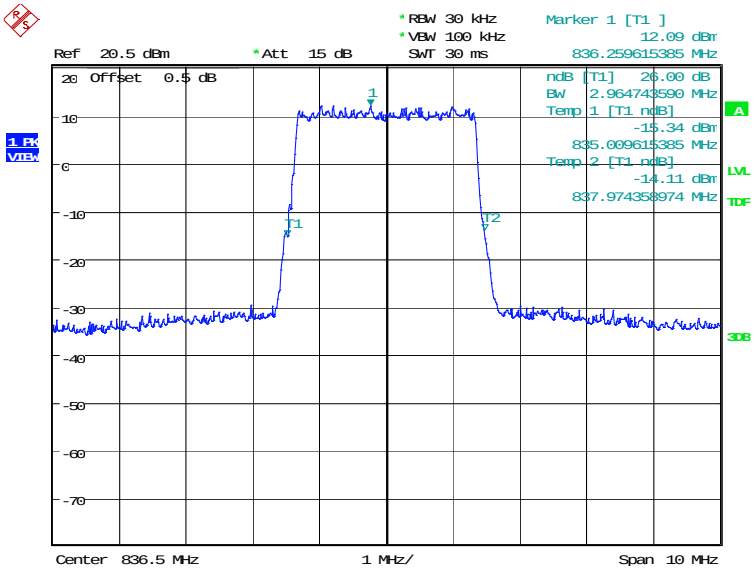

Date: 14.MAY.2022 13:08:10

©Copyright. All rights reserved by CTTL.

LTE band 5, 5MHz (-26dBc)

Frequency(MHz)	Emission Bandwidth (-26dBc)(kHz)	
836.5	QPSK	16QAM
	4879.81	4903.85

LTE band 5, 5MHz Bandwidth, QPSK (-26dBc BW)

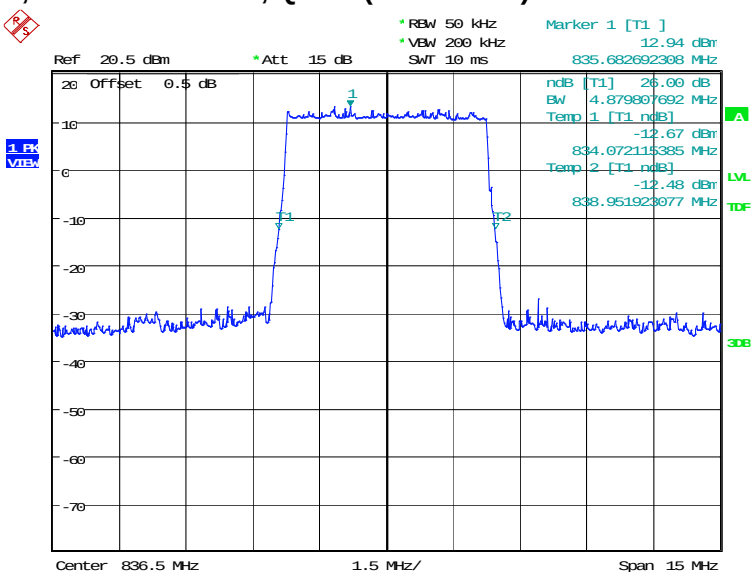

Date: 14.MAY.2022 13:08:53

LTE band 5, 5MHz Bandwidth, 16QAM (-26dBc BW)

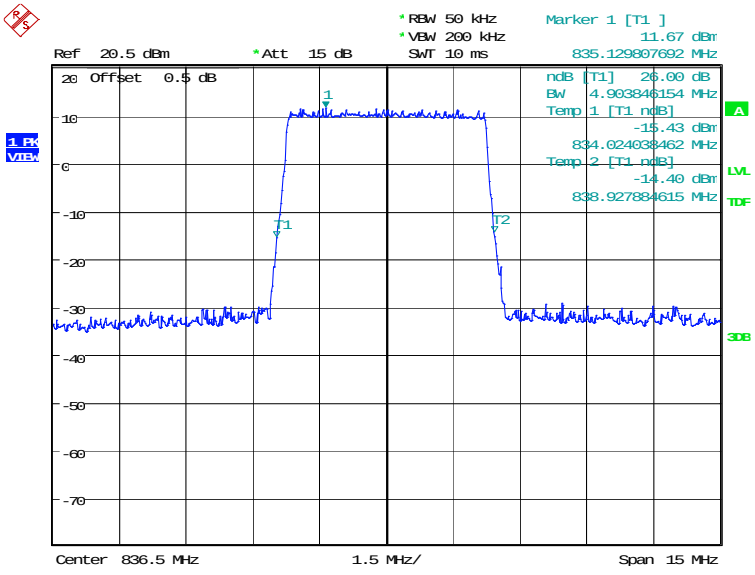

Date: 14.MAY.2022 13:09:32

©Copyright. All rights reserved by CTTL.

LTE band 5, 10MHz (-26dBc)

Frequency(MHz)	Emission Bandwidth (-26dBc)(kHz)	
836.5	QPSK	16QAM
	9759.62	9711.54

LTE band 5, 10MHz Bandwidth, QPSK (-26dBc BW)

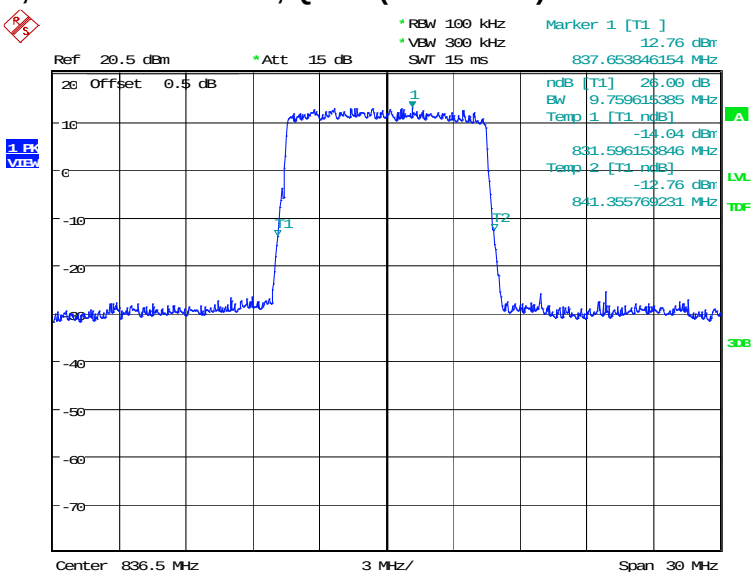

Date: 14.MAY.2022 13:10:16

LTE band 5, 10MHz Bandwidth, 16QAM (-26dBc BW)

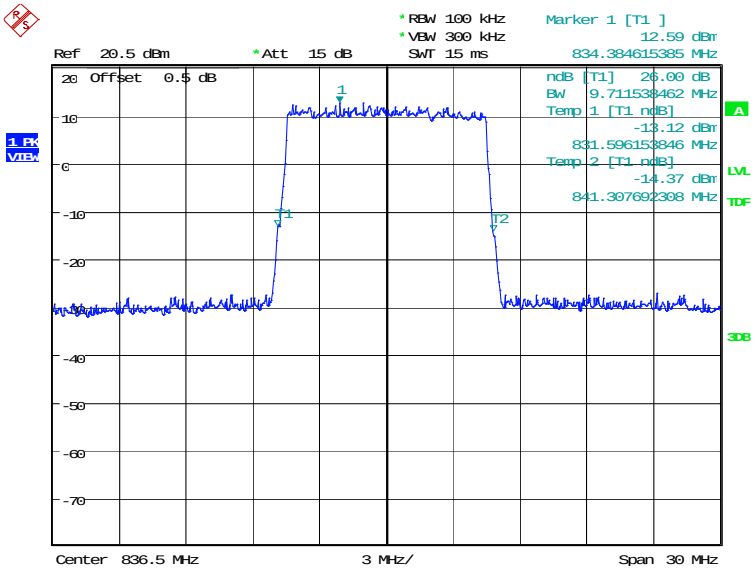

Date: 14.MAY.2022 13:10:55

©Copyright. All rights reserved by CTTL.

LTE band 12, 1.4MHz (-26dBc)

Frequency(MHz)	Emission Bandwidth (-26dBc)(kHz)	
707.5	QPSK	16QAM
	1233.97	1241.99

LTE band 12, 1.4MHz Bandwidth, QPSK (-26dBc BW)

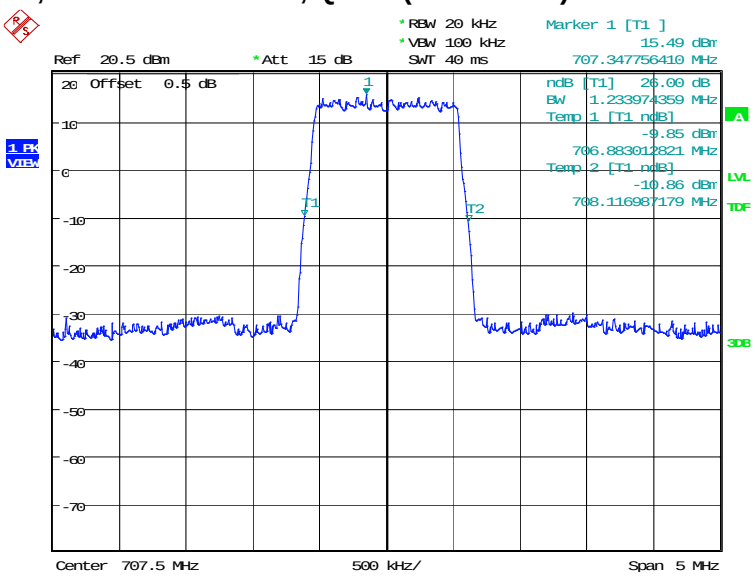

Date: 14.MAY.2022 13:11:43

LTE band 12, 1.4MHz Bandwidth, 16QAM (-26dBc BW)

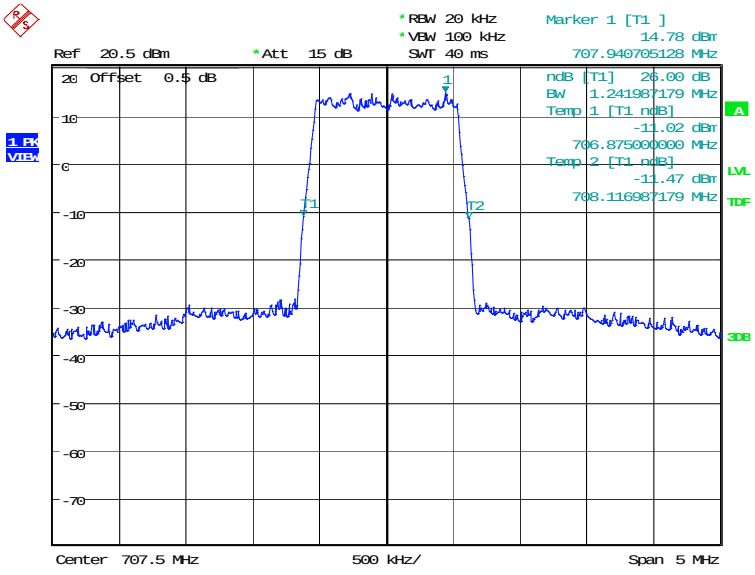

Date: 14.MAY.2022 13:12:22

©Copyright. All rights reserved by CTTL.

LTE band 12, 3MHz (-26dBc)

Frequency(MHz)	Emission Bandwidth (-26dBc)(kHz)	
707.5	QPSK	16QAM
	2964.74	2980.77

LTE band 12, 3MHz Bandwidth, QPSK (-26dBc BW)

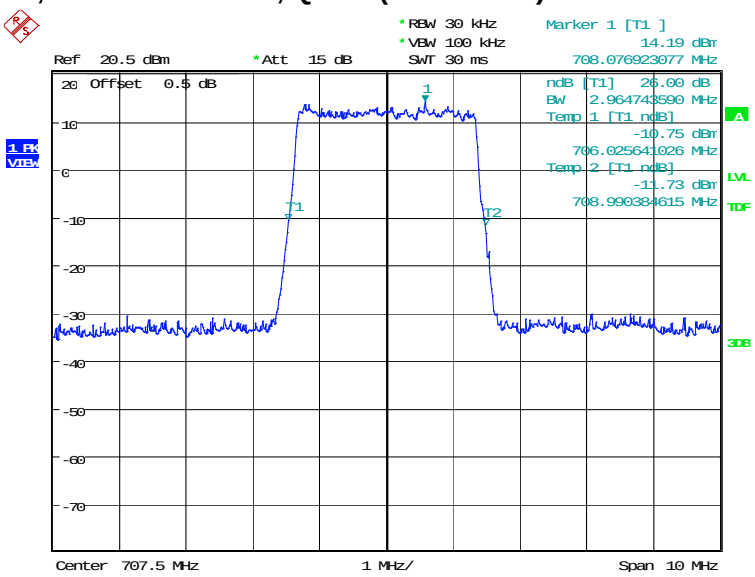

Date: 14.MAY.2022 13:13:06

LTE band 12, 3MHz Bandwidth, 16QAM (-26dBc BW)

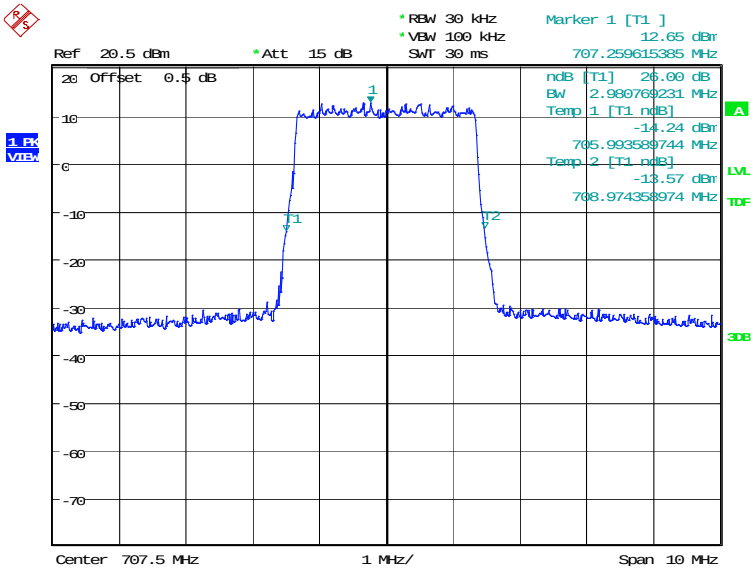

Date: 14.MAY.2022 13:13:44

©Copyright. All rights reserved by CTTL.

LTE band 12, 5MHz (-26dBc)

Frequency(MHz)	Emission Bandwidth (-26dBc)(kHz)	
707.5	QPSK	16QAM
	4927.88	4927.88

LTE band 12, 5MHz Bandwidth, QPSK (-26dBc BW)

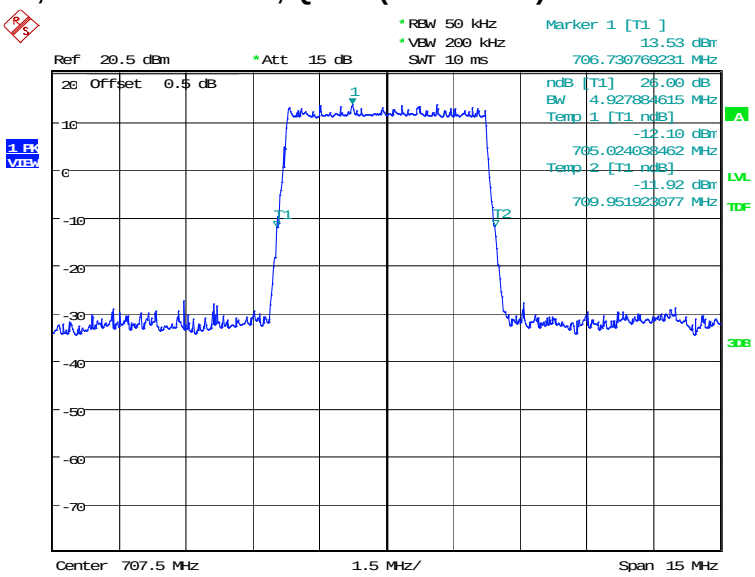

Date: 14.MAY.2022 13:14:28

LTE band 12, 5MHz Bandwidth, 16QAM (-26dBc BW)

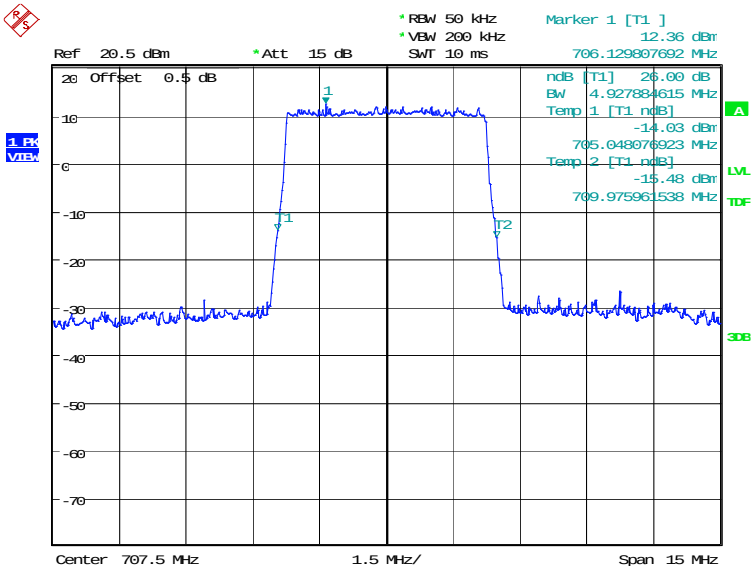

Date: 14.MAY.2022 13:15:07

©Copyright. All rights reserved by CTTL.

LTE band 12, 10MHz (-26dBc)

Frequency(MHz)	Emission Bandwidth (-26dBc)(kHz)	
707.5	QPSK	16QAM
	9711.54	9711.54

LTE band 12, 10MHz Bandwidth, QPSK (-26dBc BW)

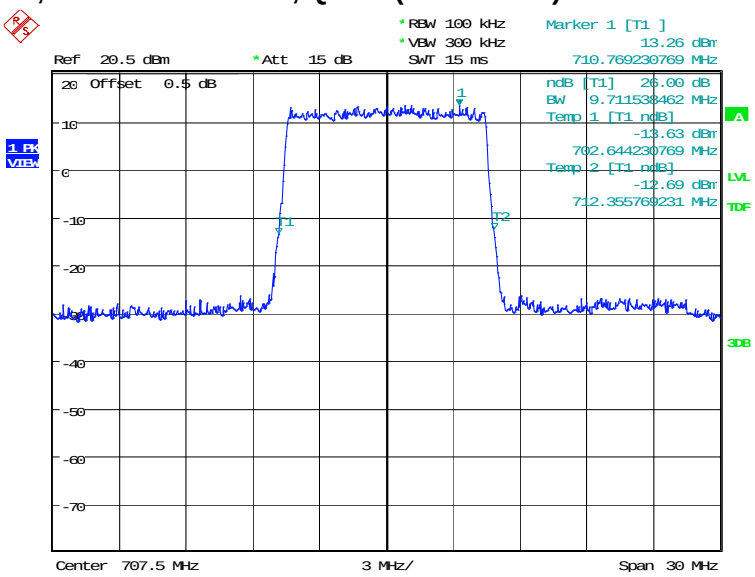

Date: 14.MAY.2022 13:15:51

LTE band 12, 10MHz Bandwidth, 16QAM (-26dBc BW)

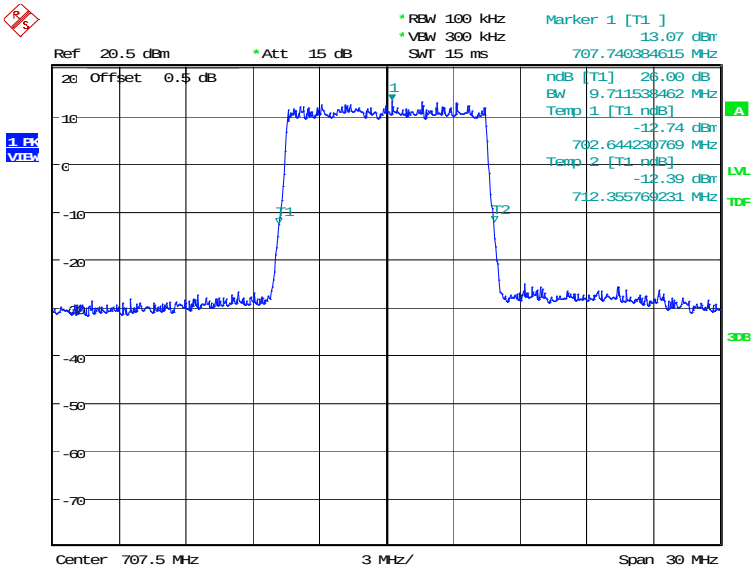

Date: 14.MAY.2022 13:16:30

©Copyright. All rights reserved by CTTL.

LTE band 13, 5MHz (-26dBc)

Frequency(MHz)	Emission Bandwidth (-26dBc)(kHz)	
782.0	QPSK	16QAM
	4927.88	4903.85

LTE band 13, 5MHz Bandwidth, QPSK (-26dBc BW)

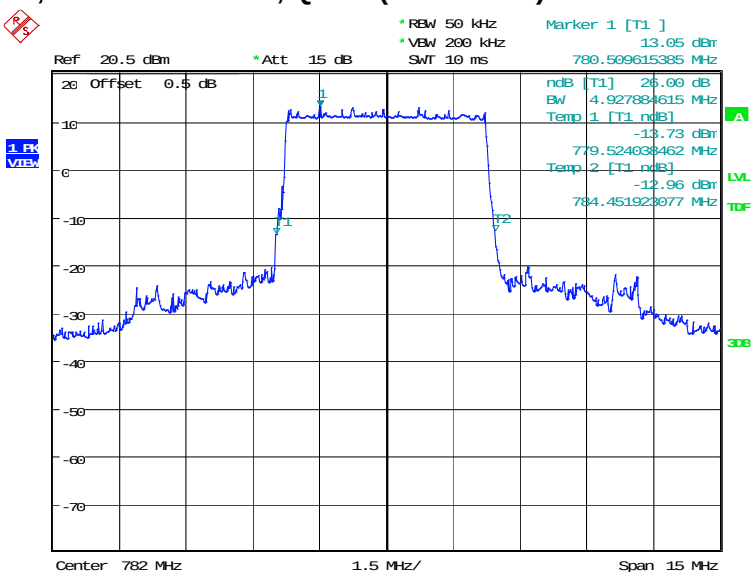

Date: 14.MAY.2022 13:17:18

LTE band 13, 5MHz Bandwidth,16QAM (-26dBc BW)

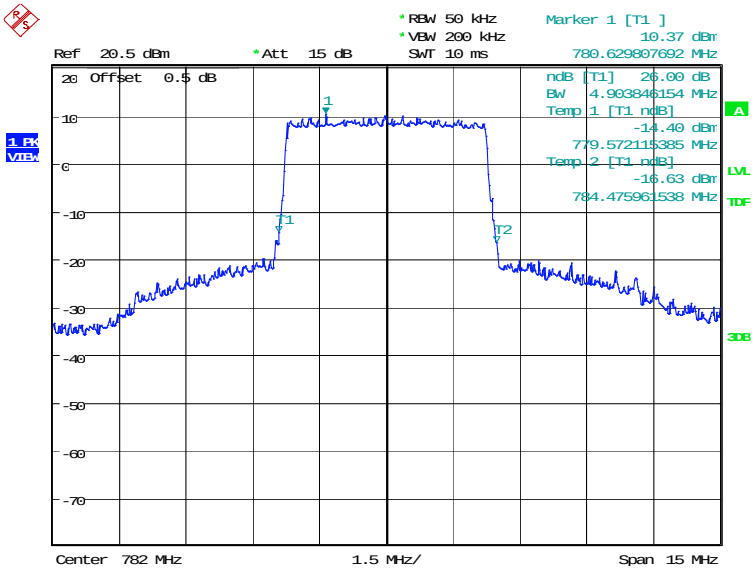

Date: 14.MAY.2022 13:17:57

©Copyright. All rights reserved by CTTL.