FCC Radio Test Report

FCC ID	:	**RX3-WBU058LGA**
Equipment	:	**IEEE 802.11 a/b/g/n/ac/ax 2x2+Bluetooth v5.2 Wireless Adapter**
Brand Name	:	**Foxconn**
Model Name	:	**WBU058-LGA**
Applicant	:	**Hon Hai Precision Industry Co., Ltd. No.151, Sec. 1, Nankan Rd., Lujhu Dist., Taoyuan City 33859, Taiwan**
Manufacturer	:	**Hon Hai Precision Industry Co., Ltd. No.151, Sec. 1, Nankan Rd., Lujhu Dist., Taoyuan City 33859, Taiwan**
Standard	:	**47 CFR FCC Part 15.247**

The product was received on Sep. 24, 2021, and testing was started from Oct. 04, 2021 and completed on Nov. 04, 2021. We, SPORTON INTERNATIONAL INC. Hsinhua Laboratory, would like to declare that the tested sample has been evaluated in accordance with the procedures given in ANSI C63.10-2013 and shown compliance with the applicable technical standards.

The test results in this report apply exclusively to the tested model / sample. Without written approval of SPORTON INTERNATIONAL INC. Hsinhua Laboratory, the test report shall not be reproduced except in full.

Jackson Tsai

Approved by: Jackson Tsai

SPORTON INTERNATIONAL INC. Hsinhua Laboratory

No.52, Huaya 1st Rd., Guishan Dist., Taoyuan City 333411, Taiwan (R.O.C.)

Table of Contents

HISTORY OF THIS TEST REPORT **3**

SUMMARY OF TEST RESULT **4**

1 GENERAL DESCRIPTION **5**

1.1 Information 5
1.2 Testing Applied Standards 8
1.3 Testing Location Information 8
1.4 Measurement Uncertainty 8

2 TEST CONFIGURATION OF EUT **9**

2.1 Test Channel Mode 9
2.2 The Worst Case Measurement Configuration 10
2.3 Support Equipment 11
2.4 Test Setup Diagram 12

3 TRANSMITTER TEST RESULT **14**

3.1 AC Power-line Conducted Emissions 14
3.2 DTS Bandwidth 16
3.3 Maximum Conducted Output Power 17
3.4 Power Spectral Density 19
3.5 Emissions in Non-restricted Frequency Bands 20
3.6 Emissions in Restricted Frequency Bands 21

4 TEST EQUIPMENT AND CALIBRATION DATA **25**

APPENDIX A. TEST RESULTS OF AC POWER-LINE CONDUCTED EMISSIONS

APPENDIX B. TEST RESULTS OF DTS BANDWIDTH

APPENDIX C. TEST RESULTS OF MAXIMUM CONDUCTED OUTPUT POWER

APPENDIX D. TEST RESULTS OF POWER SPECTRAL DENSITY

APPENDIX E. TEST RESULTS OF EMISSIONS IN NON-RESTRICTED FREQUENCY BANDS

APPENDIX F. TEST RESULTS OF EMISSIONS IN RESTRICTED FREQUENCY BANDS

APPENDIX G. TEST PHOTOS

PHOTOGRAPHS OF EUT V01

History of this test report

Report No.	Version	Description	Issued Date
FR192341AC	01	Initial issue of report	Feb. 15, 2022

Summary of Test Result

Report Clause	Ref. Std. Clause	Test Items	Result (PASS/FAIL)	Remark
1.1.2	15.203	Antenna Requirement	PASS	-
3.1	15.207	AC Power-line Conducted Emissions	PASS	-
3.2	15.247(a)	DTS Bandwidth	PASS	-
3.3	15.247(b)	Maximum Conducted Output Power	PASS	-
3.4	15.247(e)	Power Spectral Density	PASS	-
3.5	15.247(d)	Emissions in Non-restricted Frequency Bands	PASS	-
3.6	15.247(d)	Emissions in Restricted Frequency Bands	PASS	-

Declaration of Conformity:
The test results with all measurement uncertainty excluded are presented in accordance with the regulation limits or requirements declared by manufacturers.
Comments and explanations:
None

Reviewed by: Sam Tsai

Report Producer: Ann Hou

1 General Description

1.1 Information

1.1.1 RF General Information

Frequency Range (MHz)	IEEE Std. 802.11	Ch. Frequency (MHz)	Channel Number
2400-2483.5	b, g, n (HT20), ax(HEW20)	2412-2462	1-11 [11]
2400-2483.5	n (HT40), ax(HEW40)	2422-2452	3-9 [7]

Band	Mode	BWch (MHz)	Nant
2.4-2.4835GHz	802.11b	20	2TX
2.4-2.4835GHz	802.11g	20	2TX
2.4-2.4835GHz	802.11ax HEW20	20	2TX
2.4-2.4835GHz	802.11ax HEW40	40	2TX

Note:
- 11b mode uses a combination of DSSS-DBPSK, DQPSK, CCK modulation.
- 11g, HT20 and HT40 use a combination of OFDM-BPSK, QPSK, 16QAM, 64QAM modulation.
- HEW20, HEW40 use a combination of OFDMA-BPSK, QPSK, 16QAM, 64QAM, 256QAM, 1024QAM modulation.
- BWch is the nominal channel bandwidth.

1.1.2 Antenna Information

Group	Ant.	Brand	Model Name	Antenna Type	Connector	Remark
A	1	Foxconn	79012F500-600-G	PIFA	I-PEX	WiFi
	2	Foxconn	79012F500-600-G	PIFA	I-PEX	
B	3	Foxconn	79012F300-600-G	PIFA	I-PEX	WiFi
	4	Foxconn	79012F300-600-G	PIFA	I-PEX	
C	5	Foxconn	79012F400-600-G	PIFA	I-PEX	WiFi
	6	Foxconn	79012F400-600-G	PIFA	I-PEX	
D	7	Foxconn	79012F200-600-G	PIFA	I-PEX	BT
	8	Foxconn	79012F200-600-G	PIFA	I-PEX	
E	9	Foxconn	79012F700-600-G	PIFA	I-PEX	BT
	10	Foxconn	79012F700-600-G	PIFA	I-PEX	
F	11	Foxconn	79012F600-600-G	PIFA	I-PEX	BT
	12	Foxconn	79012F600-600-G	PIFA	I-PEX	

Ant.	Port	Gain (dBi)					
		2.4G	UNII-1	UNII-2A	UNII-2C	UNII-3	BT
1	1	1.62	3.22	3.22	3.58	3.39	-
2	2	1.62	3.22	3.22	3.58	3.39	-
3	1	-0.73	1.83	1.83	2.56	2.45	-
4	2	-0.73	1.83	1.83	2.56	2.45	-
5	1	0.51	2.32	2.32	2.21	2.07	-
6	2	0.51	2.32	2.32	2.21	2.07	-
7	1	-	-	-	-	-	0.09
8	2	-	-	-	-	-	0.09
9	1	-	-	-	-	-	0.78
10	2	-	-	-	-	-	0.78
11	1	-	-	-	-	-	-0.02
12	2	-	-	-	-	-	-0.02

Note 1: The EUT has twelve antennas.

Note 2: EUT can match with above antennas for using. Higher gain (Group A and Group E) in each group of antenna was used to perform the worst configuration and result of that was recorded as the final test result.

For 2.4GHz function:

For IEEE 802.11 b/g/n/ax mode (2TX/2RX)

Port 1 and port 2 could transmit/receive simultaneously.

For BT function:

For IEEE 802.15.1 Bluetooth mode (1TX/1RX)

Support diversity function and pre-tested on each single chain, the worst case was Ant. 9(port 1) and it was recorded in this test report.

For 5GHz function:

For IEEE 802.11 a/n/ac/ax mode (2TX/2RX)

Port 1 and port 2 could transmit/receive simultaneously.

1.1.3 EUT Information

Operational Condition				
EUT Power Type	From DC Power supply			
EUT Function	☒	Point-to-multipoint	☐	Point-to-point
Beamforming Function	☐	With beamforming	☒	Without beamforming
Resource Unit(802.11ax)	☒	Full RU	☐	Partial RU

Type of EUT		
☒	Stand-alone	
☐	Combined (EUT where the radio part is fully integrated within another device)	
	Combined Equipment - Brand Name / Model No.:	…
☐	Plug-in radio (EUT intended for a variety of host systems)	
	Host System - Brand Name / Model No.:	…
☐	Other:	

1.1.4 Mode Test Duty Cycle

Mode	DC	DCF(dB)	T(s)	VBW(Hz) ≥ 1/T
802.11b_Nss1,(1Mbps)_2TX	0.963	0.16	8.385m	300
802.11g_Nss1,(6Mbps)_2TX	0.792	1.01	1.393m	1k
802.11ax HEW20_Nss1,(MCS0)_2TX	0.464	3.33	311.875u	10k
802.11ax HEW40_Nss1,(MCS0)_2TX	0.461	3.36	311.25u	10k

Note. If DC < 0.98, the DCF was added while measuring Output power and PSD.

1.2 Testing Applied Standards

According to the specifications of the manufacturer, the EUT must comply with the requirements of the following standards:

- 47 CFR FCC Part 15
- ANSI C63.10-2013

The following reference test guidance is not within the scope of accreditation of TAF:

- KDB 558074 D01 v05r02
- KDB 662911 D01 v02r01
- KDB 414788 D01 v01r01

1.3 Testing Location Information

Test Lab.：Sporton International Inc. Hsinhua Laboratory				
☒ Hsinhua	**ADD:** No.52, Huaya 1st Rd., Guishan Dist., Taoyuan City 333411, Taiwan (R.O.C.)			
(TAF: 3785**)**	**TEL:** 886-3-327-3456		**FAX:** 886-3-327-0973	
Test site Designation No. TW3785 with FCC.				
Test Condition	**Test Site No.**	**Test Engineer**	**Test Environment**	**Test Date**
AC Conduction	CO04-HY	Edward Wang	22.3~24.4°C / 54~58%	15/Oct/2021
RF Conducted	TH06-HY	Alan Chien	20.1~26.9°C / 50~60%	04/Oct/2021~04/Nov/2021
☒ Wen 33rd.St.	**ADD:** No.14-1, Ln. 19, Wen 33rd St., Guishan Dist., Taoyuan City 333010, Taiwan (R.O.C.)			
(TAF: 3785**)**	**TEL:** 886-3-318-0787		**FAX:** 886-3-318-0287	
Test site Designation No. TW0008 with FCC.				
Test Condition	**Test Site No.**	**Test Engineer**	**Test Environment**	**Test Date**
Radiated	03CH09-HY	Ryan Hsiao	22.3~24.7°C / 53~60%	06/Oct/2021~07/Oct/2021

1.4 Measurement Uncertainty

ISO/IEC 17025 requires that an estimate of the measurement uncertainties associated with the emissions test results be included in the report. The measurement uncertainties given below are based on a 95% confidence level (based on a coverage factor (k=2)

Test Items	**Uncertainty**	**Remark**
Conducted Emission (150kHz ~ 30MHz)	0.9 dB	Confidence levels of 95%
Radiated Emission (9kHz ~ 30MHz)	2.4 dB	Confidence levels of 95%
Radiated Emission (30MHz ~ 1,000MHz)	3.7 dB	Confidence levels of 95%
Radiated Emission (1GHz ~ 18GHz)	3.6 dB	Confidence levels of 95%
Radiated Emission (18GHz ~ 40GHz)	3.5 dB	Confidence levels of 95%
Conducted Emission	1.0 dB	Confidence levels of 95%
Temperature	0.41 °C	Confidence levels of 95%
Humidity	3.4 %	Confidence levels of 95%

2 Test Configuration of EUT

2.1 Test Channel Mode

Test Software Version	QATool_Dbgv0.0.2.39

Mode	Power Setting
802.11b_Nss1,(1Mbps)_2TX	-
2412MHz	14.5
2437MHz	14.5
2457MHz	14.5
2462MHz	14.5
802.11g_Nss1,(6Mbps)_2TX	-
2412MHz	13
2437MHz	13
2457MHz	13
2462MHz	13
802.11ax HEW20_Nss1,(MCS0)_2TX	-
2412MHz	11
2417MHz	11
2437MHz	11
2457MHz	11
2462MHz	11
802.11ax HEW40_Nss1,(MCS0)_2TX	-
2422MHz	12
2437MHz	12
2447MHz	12
2452MHz	12

2.2 The Worst Case Measurement Configuration

The Worst Case Mode for Following Conformance Tests	
Tests Item	AC power-line conducted emissions
Condition	AC power-line conducted measurement for line and neutral Test Voltage: 120Vac / 60Hz
Operating Mode	CTX
1	DC Power Supply mode

The Worst Case Mode for Following Conformance Tests	
Tests Item	DTS Bandwidth Maximum Conducted Output Power Power Spectral Density Emissions in Non-restricted Frequency Bands
Test Condition	Conducted measurement at transmit chains

The Worst Case Mode for Following Conformance Tests			
Tests Item	Emissions in Restricted Frequency Bands		
Test Condition	Radiated measurement If EUT consist of multiple antenna assembly (multiple antenna are used in EUT regardless of spatial multiplexing MIMO configuration), the radiated test should be performed with highest antenna gain of each antenna type.		
Operating Mode < 1GHz	CTX		
1	DC Power Supply mode		
Operating Mode > 1GHz	CTX		
Orthogonal Planes of EUT	**X Plane**	**Y Plane**	**Z Plane**
Worst Planes of EUT			V

The Worst Case Mode for Following Conformance Tests	
Tests Item	Simultaneous Transmission Analysis
Operating Mode	CTX
1	2.4GHz WLAN+Bluetooth
2	5GHz WLAN+Bluetooth
3	6GHz WLAN+Bluetooth
Refer to Sporton Test Report No.: FA192341 for Co-location RF Exposure Evaluation.	

2.3 Support Equipment

Support Equipment – AC Conduction					
No.	**Equipment**	**Brand Name**	**Model Name**	**FCC ID**	**Remark**
1	DC Power Supply	GW	GPS-3030DD	-	-
2	DC Power cable(Red)	MiSUMi	WTN1228-RED	-	-
3	DC Power cable(Black)	MiSUMi	WTN1228-BLACK	-	-

Support Equipment – Conducted					
No.	**Equipment**	**Brand Name**	**Model Name**	**FCC ID**	**Remark**
1	Notebook	DELL	E5410	-	-
2	Adapter for NB	DELL	HA65NM130	-	-
3	DC Power Supply	GW	GPS-3030DD	-	-
4	DC Power cable(Red)	MiSUMi	WTN1228-RED	-	-
5	DC Power cable(Black)	MiSUMi	WTN1228-BLACK	-	-

Support Equipment – Radiated					
No.	**Equipment**	**Brand Name**	**Model Name**	**FCC ID**	**Remark**
1	DC Power Supply	GW	GPS-3030DD	-	-
2	DC Power cable(Red)	MiSUMi	WTN1228-RED	-	-
3	DC Power cable(Black)	MiSUMi	WTN1228-BLACK	-	-

2.4 Test Setup Diagram

Test Setup Diagram – AC Line Conducted Emission Test

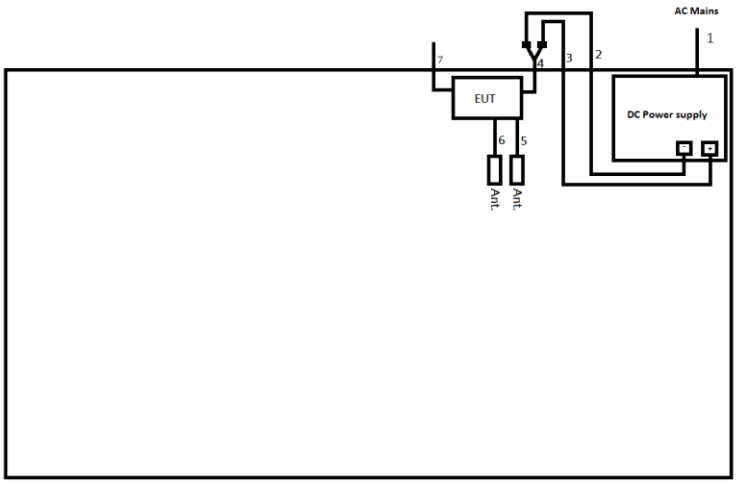

Item	Connection	Shielded	Length(m)
1	AC Power cable	No	1.8
2	DC Power cable(-)	No	1.0
3	DC Power cable(+)	No	1.0
4	DC Power cable	No	0.28
5	Ant. cable	No	0.2
6	Ant. cable	No	0.2
7	USB cable	No	0.25

Test Setup Diagram - Radiated Test

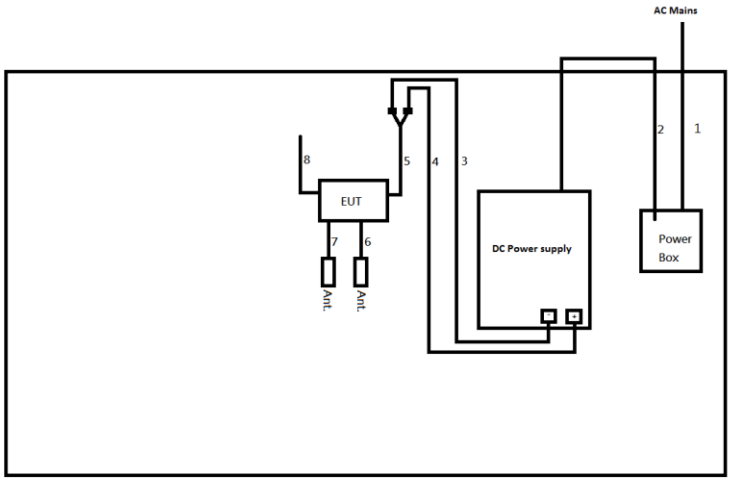

Item	Connection	Shielded	Length(m)
1	AC Power cable	No	1.8
2	AC Power cable	No	1.8
3	DC Power cable(-)	No	1.0
4	DC Power cable(+)	No	1.0
5	DC Power cable	Yes	0.28
6	Ant. cable	No	0.2
7	Ant. cable	No	0.2
8	USB cable	No	0.25

3 Transmitter Test Result

3.1 AC Power-line Conducted Emissions

3.1.1 AC Power-line Conducted Emissions Limit

AC Power-line Conducted Emissions Limit		
Frequency Emission (MHz)	**Quasi-Peak**	**Average**
0.15-0.5	66 - 56 *	56 - 46 *
0.5-5	56	46
5-30	60	50
Note 1: * Decreases with the logarithm of the frequency.		

3.1.2 Measuring Instruments

Refer a test equipment and calibration data table in this test report.

3.1.3 Test Procedures

Test Method
☒ Refer as ANSI C63.10-2013, clause 6.2 for AC power-line conducted emissions.

3.1.4 Measurement Results Calculation

The measured Level is calculated using:
Corrected Reading: Raw(Read Level) +LISN(LISN Factor) + CL(Cable Loss) + AT(Attenuator).

3.1.5 Test Setup

AC Power-line Conducted Emissions

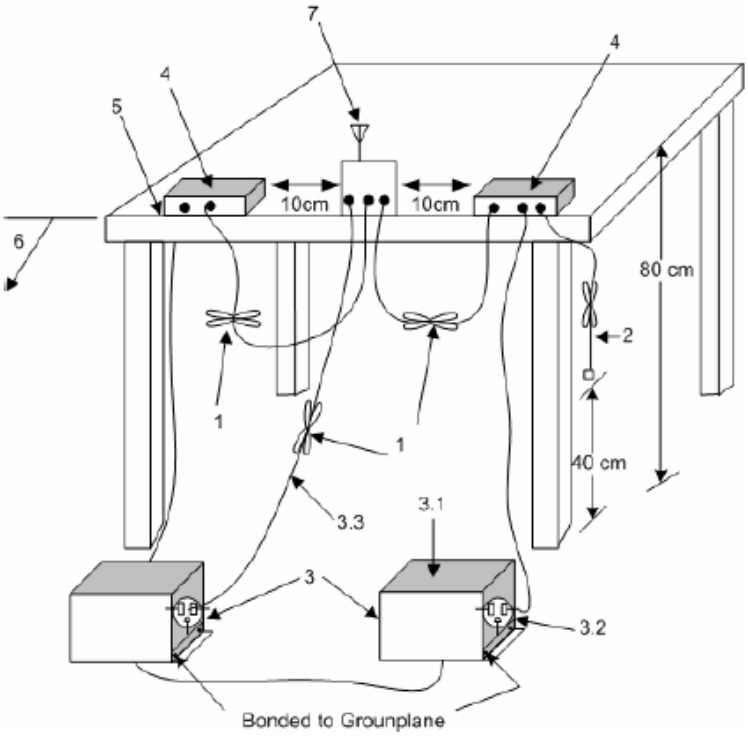

1—Interconnecting cables that hang closer than 40 cm to the ground plane shall be folded back and forth in the center forming a bundle 30 cm to 40 cm long.
2—The I/O cables that are not connected to an accessory shall be bundled in the center. The end of the cable may be terminated, if required, using the correct terminating impedance. The overall length shall not exceed 1 m.
3—EUT connected to one LISN. Unused LISN measuring port connectors shall be terminated in 50Ω loads. LISN may be placed on top of, or immediately beneath, reference ground plane.
3.1—All other equipment powered from additional LISN(s).
3.2—A multiple-outlet strip may be used for multiple power cords of non-EUT equipment.
3.3—LISN at least 80 cm from nearest part of EUT chassis.
4—Non-EUT components of EUT system being tested.
5—Rear of EUT, including peripherals, shall all be aligned and flush with edge of tabletop.
6—Edge of tabletop shall be 40 cm removed from a vertical conducting plane that is bonded to the ground plane.
7—Antenna can be integral or detachable. If detachable, then the antenna shall be attached for this test.

3.1.6 Test Result of AC Power-line Conducted Emissions

Refer as Appendix A

3.2 DTS Bandwidth

3.2.1 6dB Bandwidth Limit

6dB Bandwidth Limit
Systems using digital modulation techniques:
▪ 6 dB bandwidth ≥ 500 kHz.

3.2.2 Measuring Instruments

Refer a test equipment and calibration data table in this test report.

3.2.3 Test Procedures

Test Method	
▪ For the emission bandwidth shall be measured using one of the options below:	
	☒ Refer as KDB 558074. clause 8.2 (11.8 of ANSI C63.10) DTS bandwidth measurement.
	☐ Refer as RSS-Gen, clause 6.7 for occupied bandwidth testing.
	☐ Refer as ANSI C63.10, clause 6.9.3 for occupied bandwidth testing.

3.2.4 Test Setup

Emission Bandwidth



3.2.5 Test Result of Emission Bandwidth

Refer as Appendix B

3.3 Maximum Conducted Output Power

3.3.1 Maximum Conducted Output Power Limit

Maximum Conducted Output Power Limit		
	▪ If $G_{TX} \leq 6$ dBi, then $P_{Out} \leq 30$ dBm (1 W)	
	▪ Point-to-multipoint systems (P2M): If $G_{TX} > 6$ dBi, then $P_{Out} = 30 – (G_{TX} – 6)$ dBm	
	▪ Point-to-point systems (P2P): If $G_{TX} > 6$ dBi, then $P_{Out} = 30 – (G_{TX} – 6)/3$ dBm	
	▪ Smart antenna system (SAS):	
		- Single beam: If $G_{TX} > 6$ dBi, then $P_{Out} = 30 – (G_{TX} – 6)/3$ dBm
		- Overlap beam: If $G_{TX} > 6$ dBi, then $P_{Out} = 30 – (G_{TX} – 6)/3$ dBm
		- Aggregate power on all beams: If $G_{TX} > 6$ dBi, then $P_{Out} = 30 – (G_{TX} – 6)/3 + 8$dB dBm
e.i.r.p. Power Limit:		
▪ 2400-2483.5 MHz Band		
	▪ Point-to-multipoint systems (P2M): $P_{eirp} \leq 36$ dBm (4 W)	
	▪ Point-to-point systems (P2P): $P_{eirp} \leq MAX(36, [P_{Out} + G_{TX}])$ dBm	
	▪ Smart antenna system (SAS)	
		- Single beam: $P_{eirp} \leq MAX(36, P_{Out} + G_{TX})$ dBm
		- Overlap beam: $P_{eirp} \leq MAX(36, P_{Out} + G_{TX})$ dBm
		- Aggregate power on all beams: $P_{eirp} \leq MAX(36, [P_{Out} + G_{TX} + 8])$ dBm
P_{Out} = maximum peak conducted output power or maximum conducted output power in dBm, **G_{TX}** = the maximum transmitting antenna directional gain in dBi.		

3.3.2 Measuring Instruments

Refer a test equipment and calibration data table in this test report.

3.3.3 Test Procedures

Test Method	
▪ Maximum Peak Conducted Output Power	
	☐ Refer as KDB 558074, clause 8.3.1.1 (11.9.1.1 of ANSI C63.10) RBW ≥ EBW method.
	☐ Refer as KDB 558074, clause 8.3.1.2 (11.9.1.2 of ANSI C63.10) integrated band power method.
	☐ Refer as KDB 558074, clause 8.3.1.3 (11.9.1.3 of ANSI C63.10) peak power meter.
▪ Maximum Average Conducted Output Power	
	☐ Refer as KDB 558074, clause 8.3.2.2 (11.9.2.2 of ANSI C63.10) using a spectrum analyzer.
	☒ Refer as KDB 558074, clause 8.3.2.3 (11.9.2.3 of ANSI C63.10) using a power meter.
▪ For conducted measurement.	
	▪ If the EUT supports multiple transmit chains using options given below: Refer as KDB 662911, In-band power measurements. Using the measure-and-sum approach, measured all transmit ports individually. Sum the power (in linear power units e.g., mW) of all ports for each individual sample and save them.
	▪ If multiple transmit chains, EIRP calculation could be following as methods: $P_{total} = P_1 + P_2 + \ldots + P_n$ (calculated in linear unit [mW] and transfer to log unit [dBm]) $EIRP_{total} = P_{total} + DG$

3.3.4 Test Setup

Maximum Conducted Output Power (Power Meter)

3.3.5 Test Result of Maximum Conducted Output Power

Refer as Appendix C

3.4 Power Spectral Density

3.4.1 Power Spectral Density Limit

Power Spectral Density Limit
▪ Power Spectral Density (PSD) ≤ 8 dBm/3kHz

3.4.2 Measuring Instruments

Refer a test equipment and calibration data table in this test report.

3.4.3 Test Procedures

Test Method		
▪ Peak power spectral density procedures that the same method as used to determine the conducted output power. If maximum peak conducted output power was measured to demonstrate compliance to the output power limit, then the peak PSD procedure below (Method PKPSD) shall be used. If maximum conducted output power was measured to demonstrate compliance to the output power limit, then one of the average PSD procedures shall be used, as applicable based on the following criteria (the peak PSD procedure is also an acceptable option).		
	☒ Refer as KDB 558074, clause 8.4 (11.10 of ANSI C63.10) Max. PSD.	
▪ For conducted measurement.		
	▪ If The EUT supports multiple transmit chains using options given below:	
		▪ Measure and sum the spectra across the outputs. Refer as KDB 662911, In-band power spectral density (PSD). Sample all transmit ports simultaneously using a spectrum analyzer for each transmit port. Where the trace bin-by-bin of each transmit port summing can be performed. (i.e., in the first spectral bin of output 1 is summed with that in the first spectral bin of output 2 and that from the first spectral bin of output 3, and so on up to the NTX output to obtain the value for the first frequency bin of the summed spectrum.). Add up the amplitude (power) values for the different transmit chains and use this as the new data trace.

3.4.4 Test Setup

Power Spectral Density


3.4.5 Test Result of Power Spectral Density

Refer as Appendix D

3.5 Emissions in Non-restricted Frequency Bands

3.5.1 Emissions in Non-restricted Frequency Bands Limit

Un-restricted Band Emissions Limit	
RF output power procedure	**Limit (dB)**
Peak output power procedure	20
Average output power procedure	30

Note 1: If the peak output power procedure is used to measure the fundamental emission power to demonstrate compliance to requirements, then the peak conducted output power measured within any 100 kHz outside the authorized frequency band shall be attenuated by at least 20 dB relative to the maximum measured in-band peak level.

Note 2: If the average output power procedure is used to measure the fundamental emission power to demonstrate compliance to requirements, then the power in any 100 kHz outside of the authorized frequency band shall be attenuated by at least 30 dB relative to the maximum measured in-band average level.

3.5.2 Measuring Instruments

Refer a test equipment and calibration data table in this test report.

3.5.3 Test Procedures

Test Method
▪ Refer as KDB 558074, clause 8.5 (11.11 of ANSI C63.10) for non-restricted frequency bands.

3.5.4 Test Setup

Emissions in Non-restricted Frequency Bands

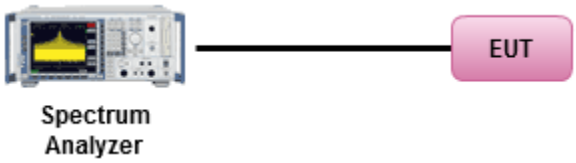

3.5.5 Test Result of Emissions in Non-restricted Frequency Bands

Refer as Appendix E

3.6 Emissions in Restricted Frequency Bands

3.6.1 Emissions in Restricted Frequency Bands Limit

Restricted Band Emissions Limit			
Frequency Range (MHz)	**Field Strength (uV/m)**	**Field Strength (dBuV/m)**	**Measure Distance (m)**
0.009~0.490	2400/F(kHz)	48.5 - 13.8	300
0.490~1.705	24000/F(kHz)	33.8 - 23	30
1.705~30.0	30	29	30
30~88	100	40	3
88~216	150	43.5	3
216~960	200	46	3
Above 960	500	54	3

Note 1: Test distance for frequencies at or above 30 MHz, measurements may be performed at a distance other than the limit distance provided they are not performed in the near field and the emissions to be measured can be detected by the measurement equipment. When performing measurements at a distance other than that specified, the results shall be extrapolated to the specified distance using an extrapolation factor of 20 dB/decade (inverse of linear distance for field-strength measurements, inverse of linear distance-squared for power-density measurements).

Note 2: Test distance for frequencies at below 30 MHz, measurements may be performed at a distance closer than the EUT limit distance; however, an attempt should be made to avoid making measurements in the near field. When performing measurements below 30 MHz at a closer distance than the limit distance, the results shall be extrapolated to the specified distance by either making measurements at a minimum of two or more distances on at least one radial to determine the proper extrapolation factor or by using the square of an inverse linear distance extrapolation factor (40 dB/decade). The test report shall specify the extrapolation method used to determine compliance of the EUT.

Note 3: Using the distance of 1m during the test for above 18 GHz, and the test value to correct for the distance factor at 3m.

3.6.2 Measuring Instruments

Refer a test equipment and calibration data table in this test report.

3.6.3 Test Procedures

Test Method	
▪ The average emission levels shall be measured in [duty cycle ≥ 98 or duty factor].	
▪ Refer as ANSI C63.10, clause 6.10.3 band-edge testing shall be performed at the lowest frequency channel and highest frequency channel within the allowed operating band.	
▪ For the transmitter unwanted emissions shall be measured using following options below:	
	▪ Refer as KDB 558074, clause 8.6 (11.12 of ANSI C63.10) for restricted frequency bands.
▪ For the transmitter band-edge emissions shall be measured using following options below:	
	▪ Refer as KDB 558074 clause 8.7.1, When the performing peak or average radiated measurements, emissions within 2 MHz of the authorized band edge may be measured using the marker-delta method described below.
	▪ Refer as KDB 558074, clause 8.7.2 (6.10.6 of ANSI C63.10) for marker-delta method for band-edge measurements.
	▪ Refer as KDB 558074, clause 8.7.3 for narrower resolution bandwidth (100kHz) using the band power and summing the spectral levels.
▪ Use the following spectrum analyzer settings:	
	▪ Set RBW=100 kHz for f < 1 GHz; VBW=3 * RBW; Sweep = auto; Detector function = peak; Trace = max hold.
	▪ Set RBW = 1 MHz, VBW= 3MHz for f ≥ 1 GHz for peak measurement. For average measurement, refer as 1.1.4.
▪ KDB 414788 Open-Field Test Sites and Chamber Correlation Justification.	
	▪ Based on FCC 15.31(f)(2): measurements may be performed at a distance closer than that specified in regulations; however, an attempt should be made to avoid making measurements in the near field.
	▪ Open-field site and chamber correlation testing had been performed and chamber measured test result is the worst case test result.

3.6.4 Measurement Results Calculation

The measured Level is calculated using:
Corrected Reading: Raw(Read Level) + AF(Antenna Factor) + CL(Cable Loss) - PA(Preamp Factor)

3.6.5 Test Setup

Emissions in Restricted Frequency Bands

9kHz ~30MHz

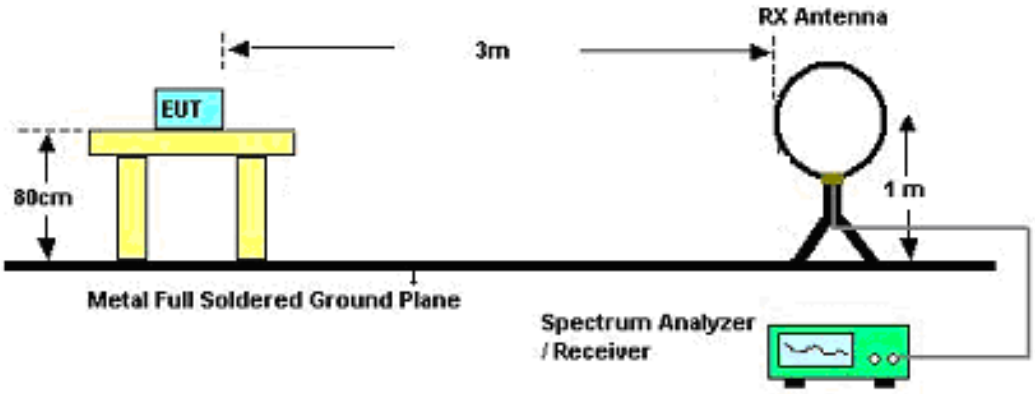

30MHz~1GHz

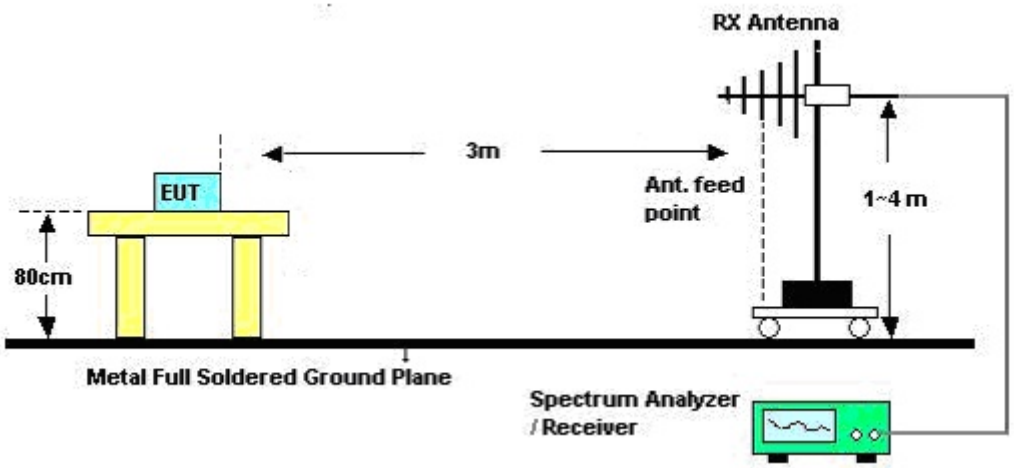

Above 1GHz

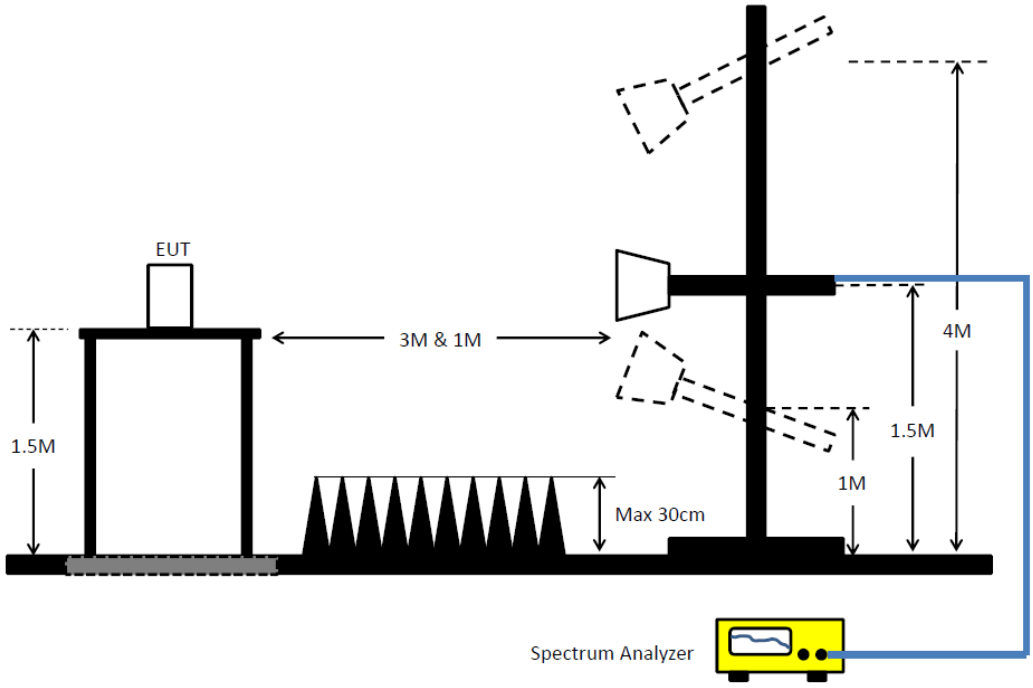

3.6.6 Test Result of Emissions in Restricted Frequency Bands (Below 30MHz)

The amplitude of spurious emissions which are attenuated by more than 20dB below the permissible value has no need to be reported.

3.6.7 Test Result of Emissions in Restricted Frequency Bands

Refer as Appendix F

4 Test Equipment and Calibration Data

Instrument for AC Conduction

Instrument	Manufacturer /Brand	Model No.	Serial No.	Spec.	Calibration Date	Calibration Due Date
EMI Test Receiver	R&S	ESR3	102051	9kHz ~ 3.6GHz	21/May/2021	20/May/2022
LISN	R&S	ENV216	101295	9kHz ~ 30MHz	11/Nov/2020	10/Nov/2021
RF Cable 5m	TITAN	TITAN	CO04-cable-01	0.1MHz~200MHz	03/Mar/2021	02/Mar/2022
Impuls Begrenzer Pulse Limiter	SCHWARZBECK	VTSD 9561-F	9561-F041	9kHz ~ 30MHz	15/Sep/2021	14/Sep/2022
SENSE-EMI	Sporton	V5.10.7.13	N/A	N/A	N/A	N/A

Instrument for Conducted Test

Instrument	Manufacturer /Brand	Model No.	Serial No.	Spec.	Calibration Date	Calibration Due Date
Signal Analyzer	R&S	FSV 40	101515	10Hz~40GHz	26/Mar/2021	25/Mar/2022
Pulse Sensor	Anritsu	MA2411B	1027452	300MHz~40GHz	25/Mar/2021	24/Mar/2022
Power Meter	Anritsu	ML2495A	1124009	300MHz~40GHz	25/Mar/2021	24/Mar/2022
Signal Generator	Keysight	N5171B	MY53051240	9kHz~6GHz	23/Nov/2020	22/Nov/2021
SENSE 15247_DTS	Sporton	v5.10.7.13	N/A	N/A	N/A	N/A

Instrument for Radiated Test

Instrument	Manufacturer /Brand	Model No.	Serial No.	Spec.	Calibration Date	Calibration Due Date
3m Semi Anechoic Chamber	TDK	SAC-3M	03CH09-HY	30MHz~1GHz 3m	26/Mar/2021	25/Mar/2022
3m Semi Anechoic Chamber	TDK	SAC-3M	03CH09-HY	1GHz~18GHz 3m	18/Mar/2021	17/Mar/2022
EXA Signal Analyzer	KEYSIGHT	N9010A	MY54200885	10Hz~44GHz	13/Aug/2021	12/Aug/2022
Amplifier	EMC	EMC9135	980232	9kHz~1GHz	12/Apr/2021	11/Apr/2022
Microwave Preamplifier	Agilent	8449B	3008A02096	1GHz~26.5GHz	23/Jul/2021	22/Jul/2022
Bilog Antenna & 5dB Attenuator	TESEQ & MTJ	CBL6111D&MT J6102-05	35418 & 3	30MHz~1GHz	04/Sep/2021	03/Sep/2022
Double Ridged Guide Horn Antenna	SCHWARZBECK	BBHA 9120 D	BBHA9120 D 1534	1GHz~18GHz	18/May/2021	17/May/2022
RF Cable-low	Jye Bao	RG142	CB031+324530/4	9kHz~30MHz	30/Aug/2021	29/Aug/2022
RF Cable-low	Jye Bao	RG142	CB031+324530/4	30MHz~1GHz	09/Feb/2021	08/Feb/2022
RF CABLE 5m+3m+1m	HUBER+SUHNE R	SUCOFLEX104	CB009	1GHz~40GHz	13/Aug/2021	12/Aug/2022
Broadband Horn Antenna	SCHWARZBECK	BBHA 9170	BBHA 9170221	18GHz~40GHz	11/Mar/2021	10/Mar/2022
Loop Antenna	TESEQ	HLA 6120	31244	9kHz~30MHz	16/Mar/2021	15/Mar/2022
EMI Test Receiver	R&S	ESR3	102052	9kHz~3.6GHz	19/Apr/2021	18/Apr/2022
SENSE 15247_DTS	Sporton	v5.10.7.14	N/A	N/A	N/A	N/A

Summary

Mode	Result	Type	Freq (Hz)	Level (dBuV)	Limit (dBuV)	Margin (dB)	Condition
Mode 1	Pass	AV	2.211M	20.31	46.00	-25.69	Line

Mode config

Mode	Result	Type	Freq (Hz)	Level (dBuV)	Limit (dBuV)	Margin (dB)	Condition	Comments
Mode 1	Pass	QP	174.571k	21.28	64.74	-43.46	Line	-
Mode 1	Pass	AV	174.571k	20.02	54.74	-34.72	Line	-
Mode 1	Pass	QP	290.996k	19.95	60.49	-40.54	Line	-
Mode 1	Pass	AV	290.996k	19.39	50.49	-31.10	Line	-
Mode 1	Pass	QP	752.508k	18.04	56.00	-37.96	Line	-
Mode 1	Pass	AV	752.508k	16.89	46.00	-29.11	Line	-
Mode 1	Pass	QP	2.211M	27.81	56.00	-28.19	Line	-
Mode 1	Pass	AV	2.211M	20.31	46.00	-25.69	Line	-
Mode 1	Pass	QP	4.797M	18.60	56.00	-37.40	Line	-
Mode 1	Pass	AV	4.797M	16.85	46.00	-29.15	Line	-
Mode 1	Pass	QP	25.549M	20.94	60.00	-39.06	Line	-
Mode 1	Pass	AV	25.549M	19.33	50.00	-30.67	Line	-
Mode 1	Pass	QP	202.358k	18.76	63.51	-44.75	Neutral	-
Mode 1	Pass	AV	202.358k	16.50	53.51	-37.01	Neutral	-
Mode 1	Pass	QP	290.996k	20.04	60.49	-40.45	Neutral	-
Mode 1	Pass	AV	290.996k	18.69	50.49	-31.80	Neutral	-
Mode 1	Pass	QP	805.349k	13.28	56.00	-42.72	Neutral	-
Mode 1	Pass	AV	805.349k	12.12	46.00	-33.88	Neutral	-
Mode 1	Pass	QP	2.15M	27.37	56.00	-28.63	Neutral	-
Mode 1	Pass	AV	2.15M	20.03	46.00	-25.97	Neutral	-
Mode 1	Pass	QP	7.501M	16.12	60.00	-43.88	Neutral	-
Mode 1	Pass	AV	7.501M	14.78	50.00	-35.22	Neutral	-
Mode 1	Pass	QP	23.968M	26.81	60.00	-33.19	Neutral	-
Mode 1	Pass	AV	23.968M	23.50	50.00	-26.50	Neutral	-

Conducted Emissions at Powerline_Mode 1

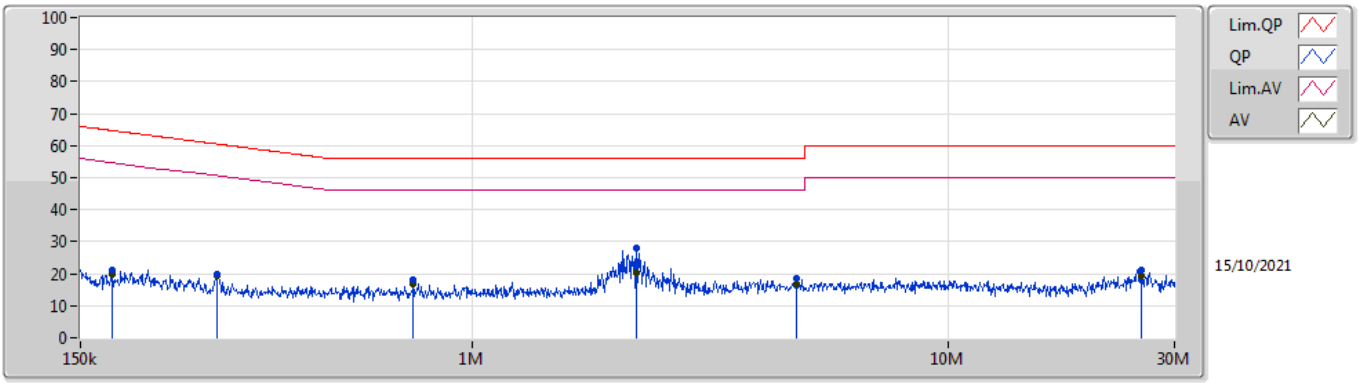

Type	Freq	Level	Limit	Margin	Factor	Condition	Comment	Raw	LISN	CL	AT
	(Hz)	(dBuV)	(dBuV)	(dB)	(dB)			(dBuV)	(dB)	(dB)	(dB)
QP	174.571k	21.28	64.74	-43.46	19.61	Line	-	1.67	9.68	0.04	9.89
AV	174.571k	20.02	54.74	-34.72	19.61	Line	-	0.41	9.68	0.04	9.89
QP	290.996k	19.95	60.49	-40.54	19.61	Line	-	0.34	9.67	0.05	9.89
AV	290.996k	19.39	50.49	-31.10	19.61	Line	-	-0.22	9.67	0.05	9.89
QP	752.508k	18.04	56.00	-37.96	19.63	Line	-	-1.59	9.67	0.07	9.89
AV	752.508k	16.89	46.00	-29.11	19.63	Line	-	-2.74	9.67	0.07	9.89
QP	2.211M	27.81	56.00	-28.19	19.67	Line	-	8.14	9.68	0.11	9.88
AV	2.211M	20.31	46.00	-25.69	19.67	Line	-	0.64	9.68	0.11	9.88
QP	4.797M	18.60	56.00	-37.40	19.74	Line	-	-1.14	9.70	0.15	9.89
AV	4.797M	16.85	46.00	-29.15	19.74	Line	-	-2.89	9.70	0.15	9.89
QP	25.549M	20.94	60.00	-39.06	19.80	Line	-	1.14	9.59	0.32	9.89
AV	25.549M	19.33	50.00	-30.67	19.80	Line	-	-0.47	9.59	0.32	9.89

Conducted Emissions at Powerline_Mode 1

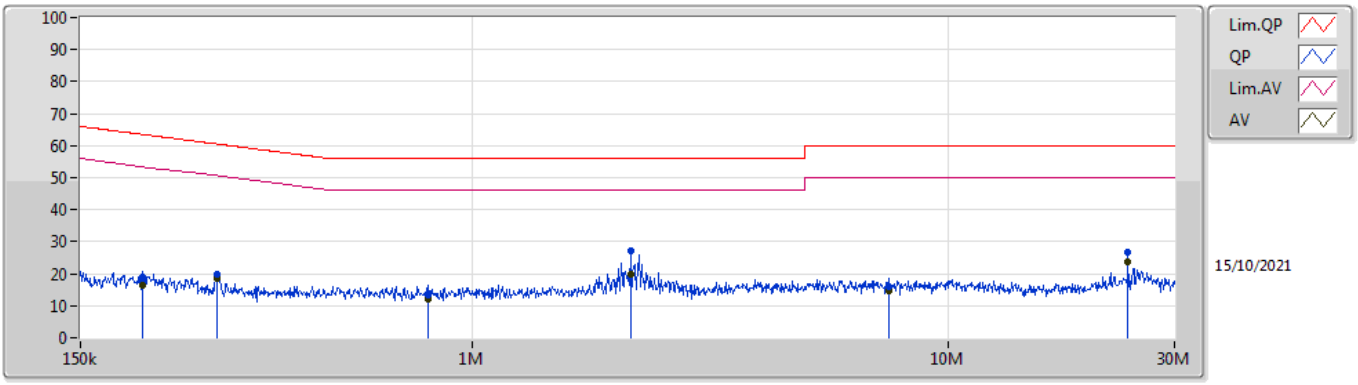

Type	Freq	Level	Limit	Margin	Factor	Condition	Comment	Raw	LISN	CL	AT
	(Hz)	(dBuV)	(dBuV)	(dB)	(dB)			(dBuV)	(dB)	(dB)	(dB)
QP	202.358k	18.76	63.51	-44.75	19.61	Neutral	-	-0.85	9.68	0.04	9.89
AV	202.358k	16.50	53.51	-37.01	19.61	Neutral	-	-3.11	9.68	0.04	9.89
QP	290.996k	20.04	60.49	-40.45	19.61	Neutral	-	0.43	9.67	0.05	9.89
AV	290.996k	18.69	50.49	-31.80	19.61	Neutral	-	-0.92	9.67	0.05	9.89
QP	805.349k	13.28	56.00	-42.72	19.64	Neutral	-	-6.36	9.67	0.08	9.89
AV	805.349k	12.12	46.00	-33.88	19.64	Neutral	-	-7.52	9.67	0.08	9.89
QP	2.15M	27.37	56.00	-28.63	19.66	Neutral	-	7.71	9.68	0.10	9.88
AV	2.15M	20.03	46.00	-25.97	19.66	Neutral	-	0.37	9.68	0.10	9.88
QP	7.501M	16.12	60.00	-43.88	19.79	Neutral	-	-3.67	9.72	0.18	9.89
AV	7.501M	14.78	50.00	-35.22	19.79	Neutral	-	-5.01	9.72	0.18	9.89
QP	23.968M	26.81	60.00	-33.19	19.94	Neutral	-	6.87	9.73	0.32	9.89
AV	23.968M	23.50	50.00	-26.50	19.94	Neutral	-	3.56	9.73	0.32	9.89

Summary

Mode	Max-N dB (Hz)	Max-OBW (Hz)	ITU-Code	Min-N dB (Hz)	Min-OBW (Hz)
2.4-2.4835GHz	-	-	-	-	-
802.11b_Nss1,(1Mbps)_2TX	8.025M	12.894M	12M9G1D	7.525M	12.194M
802.11g_Nss1,(6Mbps)_2TX	16.275M	16.792M	16M8D1D	14.2M	16.442M
802.11ax HEW20_Nss1,(MCS0)_2TX	18.45M	18.916M	18M9D1D	17.35M	18.841M
802.11ax HEW40_Nss1,(MCS0)_2TX	37.45M	37.831M	37M8D1D	36.1M	37.631M

Max-N dB = Maximum 6dB down bandwidth; Max-OBW = Maximum 99% occupied bandwidth;
Min-N dB = Minimum 6dB down bandwidth; Min-OBW = Minimum 99% occupied bandwidth

Result

Mode	Result	Limit (Hz)	Port 1-N dB (Hz)	Port 1-OBW (Hz)	Port 2-N dB (Hz)	Port 2-OBW (Hz)
802.11b_Nss1,(1Mbps)_2TX	-	-	-	-	-	-
2412MHz	Pass	500k	7.525M	12.294M	7.55M	12.194M
2437MHz	Pass	500k	7.525M	12.844M	7.95M	12.494M
2462MHz	Pass	500k	8M	12.894M	8.025M	12.469M
802.11g_Nss1,(6Mbps)_2TX	-	-	-	-	-	-
2412MHz	Pass	500k	14.2M	16.442M	15.075M	16.442M
2437MHz	Pass	500k	15.425M	16.742M	16M	16.692M
2462MHz	Pass	500k	15.8M	16.792M	16.275M	16.742M
802.11ax HEW20_Nss1,(MCS0)_2TX	-	-	-	-	-	-
2412MHz	Pass	500k	17.35M	18.866M	18.05M	18.841M
2437MHz	Pass	500k	18.45M	18.891M	17.9M	18.891M
2462MHz	Pass	500k	18.375M	18.916M	17.95M	18.916M
802.11ax HEW40_Nss1,(MCS0)_2TX	-	-	-	-	-	-
2422MHz	Pass	500k	36.5M	37.631M	36.35M	37.681M
2437MHz	Pass	500k	36.1M	37.731M	37.45M	37.831M
2452MHz	Pass	500k	37.4M	37.681M	37.15M	37.731M

Port X-N dB = Port X 6dB down bandwidth;
Port X-OBW = Port X 99% occupied bandwidth

802.11b_Nss1,(1Mbps)_2TX EBW

2412MHz

18/10/2021

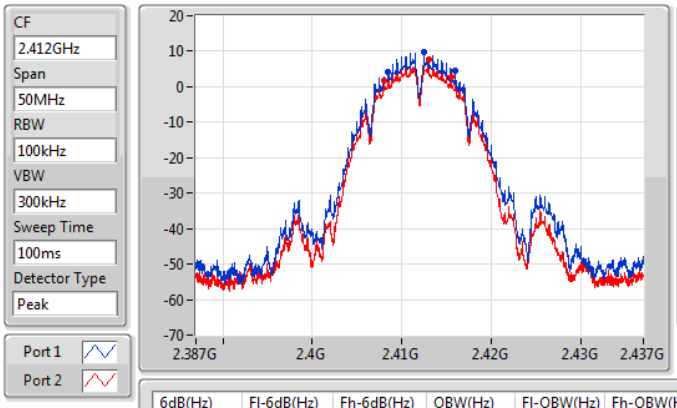

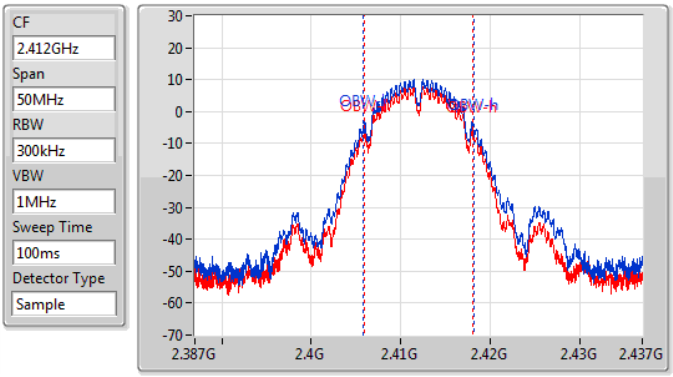

6dB(Hz)	Fl-6dB(Hz)	Fh-6dB(Hz)	OBW(Hz)	Fl-OBW(Hz)	Fh-OBW(Hz)	Limit(Hz)	Port
7.525M	2.40845G	2.415975G	12.294M	2.405853G	2.418147G	500k	1
7.55M	2.407975G	2.415525G	12.194M	2.405878G	2.418072G	500k	2

802.11b_Nss1,(1Mbps)_2TX EBW

2437MHz

18/10/2021

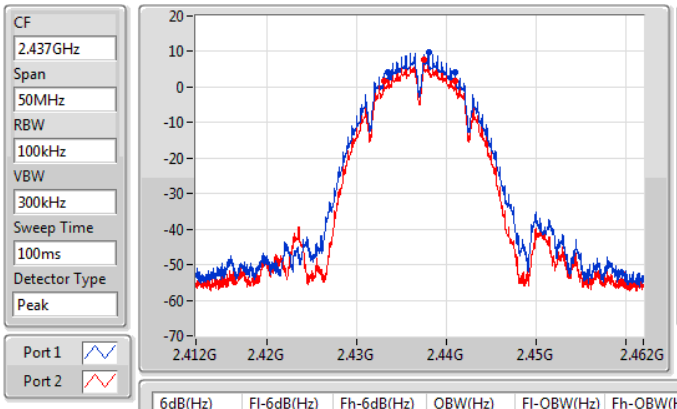

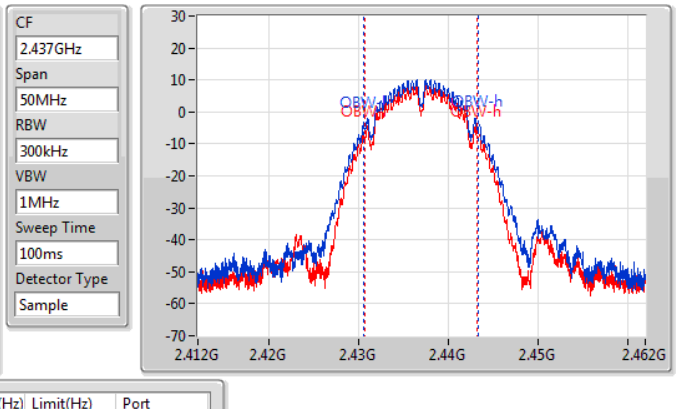

6dB(Hz)	Fl-6dB(Hz)	Fh-6dB(Hz)	OBW(Hz)	Fl-OBW(Hz)	Fh-OBW(Hz)	Limit(Hz)	Port
7.525M	2.43345G	2.440975G	12.844M	2.430553G	2.443397G	500k	1
7.95M	2.433G	2.44095G	12.494M	2.430728G	2.443222G	500k	2

802.11b_Nss1,(1Mbps)_2TX EBW

2462MHz

18/10/2021

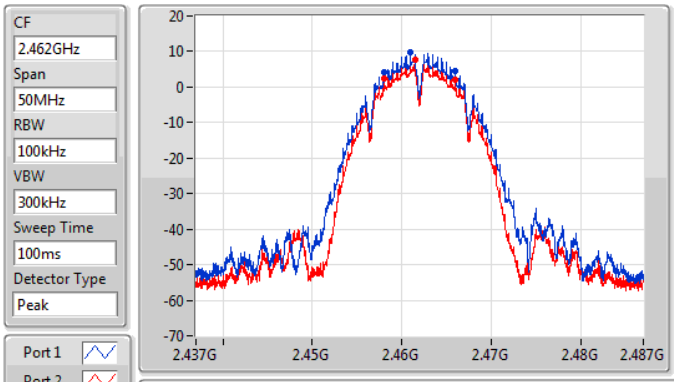

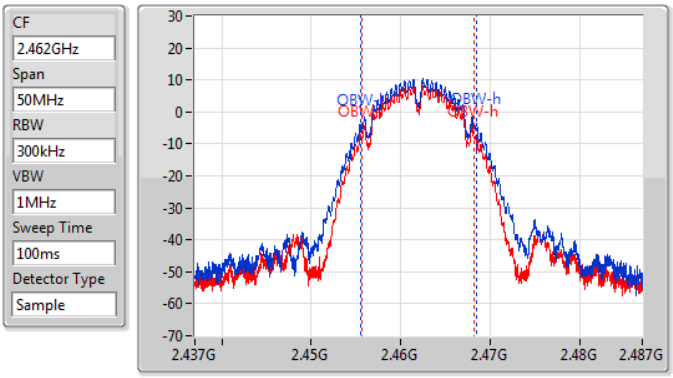

6dB(Hz)	Fl-6dB(Hz)	Fh-6dB(Hz)	OBW(Hz)	Fl-OBW(Hz)	Fh-OBW(Hz)	Limit(Hz)	Port
8M	2.457975G	2.465975G	12.894M	2.455528G	2.468422G	500k	1
8.025M	2.457975G	2.466G	12.469M	2.455728G	2.468197G	500k	2

802.11g_Nss1,(6Mbps)_2TX EBW

2412MHz

18/10/2021

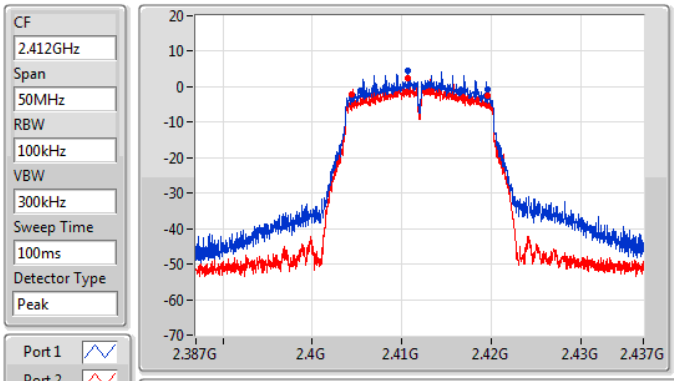

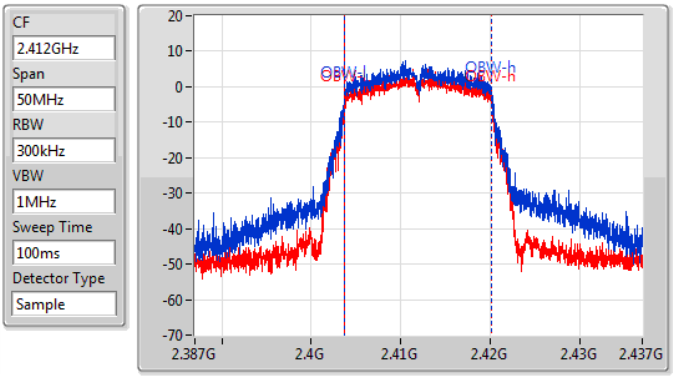

6dB(Hz)	Fl-6dB(Hz)	Fh-6dB(Hz)	OBW(Hz)	Fl-OBW(Hz)	Fh-OBW(Hz)	Limit(Hz)	Port
14.2M	2.40535G	2.41955G	16.442M	2.403754G	2.420196G	500k	1
15.075M	2.40445G	2.419525G	16.442M	2.403754G	2.420196G	500k	2

802.11g_Nss1,(6Mbps)_2TX EBW

2437MHz

18/10/2021

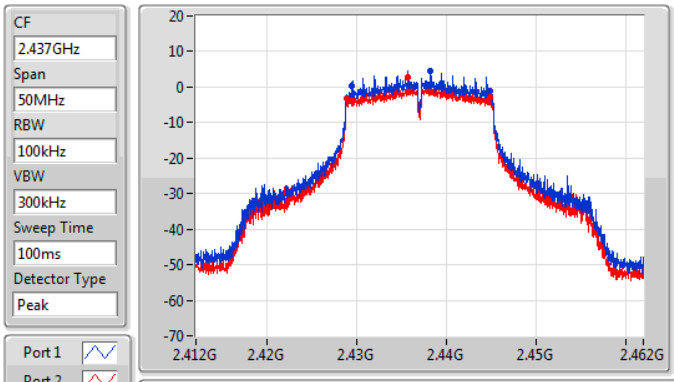

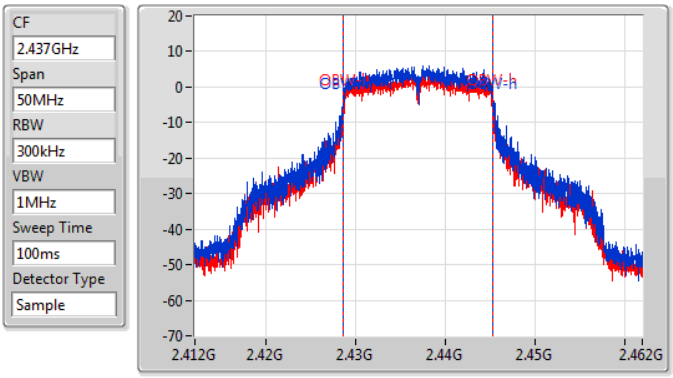

6dB(Hz)	Fl-6dB(Hz)	Fh-6dB(Hz)	OBW(Hz)	Fl-OBW(Hz)	Fh-OBW(Hz)	Limit(Hz)	Port
15.425M	2.429425G	2.44485G	16.742M	2.428604G	2.445346G	500k	1
16M	2.428875G	2.444875G	16.692M	2.428629G	2.445321G	500k	2

802.11g_Nss1,(6Mbps)_2TX EBW

2462MHz

18/10/2021

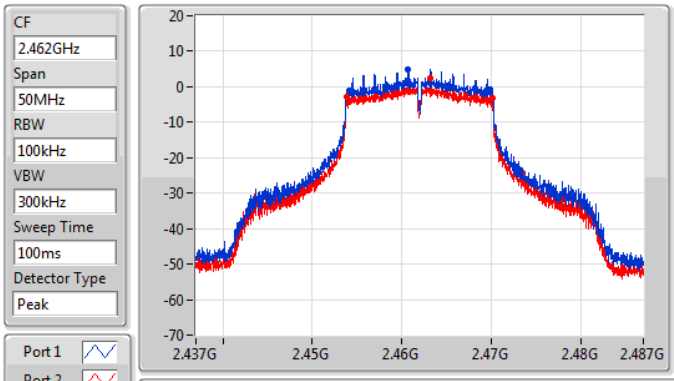

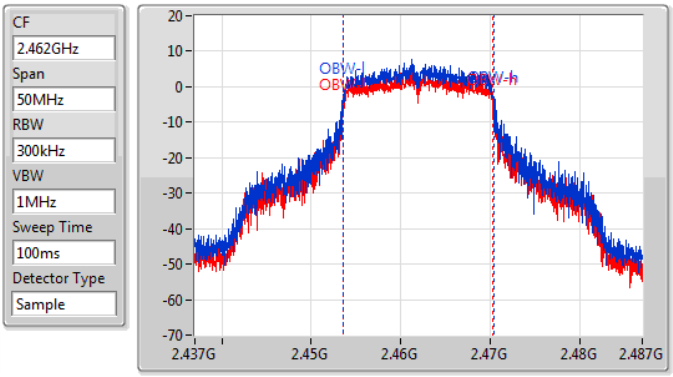

6dB(Hz)	Fl-6dB(Hz)	Fh-6dB(Hz)	OBW(Hz)	Fl-OBW(Hz)	Fh-OBW(Hz)	Limit(Hz)	Port
15.8M	2.454075G	2.469875G	16.792M	2.453579G	2.470371G	500k	1
16.275M	2.45385G	2.470125G	16.742M	2.453579G	2.470321G	500k	2

802.11ax HEW20_Nss1,(MCS0)_2TX EBW

2412MHz

18/10/2021

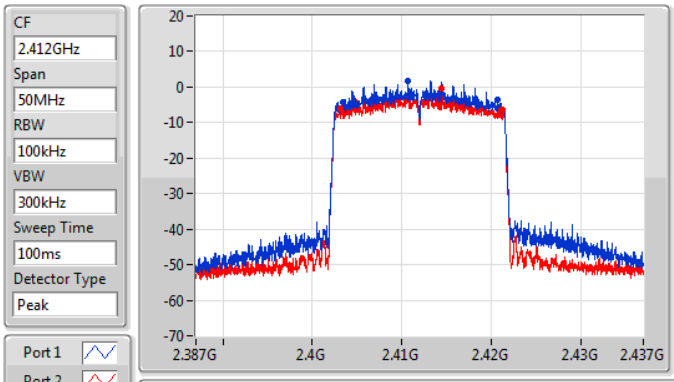

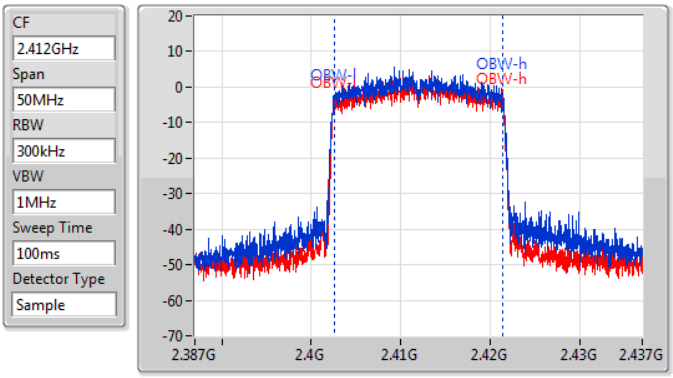

6dB(Hz)	Fl-6dB(Hz)	Fh-6dB(Hz)	OBW(Hz)	Fl-OBW(Hz)	Fh-OBW(Hz)	Limit(Hz)	Port
17.35M	2.403375G	2.420725G	18.866M	2.402555G	2.42142G	500k	1
18.05M	2.40315G	2.4212G	18.841M	2.402555G	2.421395G	500k	2

802.11ax HEW20_Nss1,(MCS0)_2TX EBW

2437MHz

18/10/2021

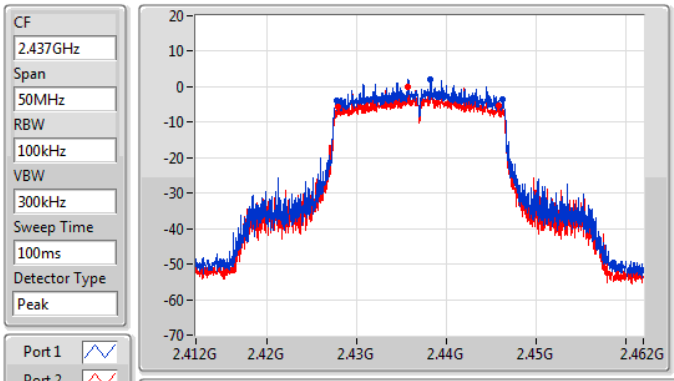

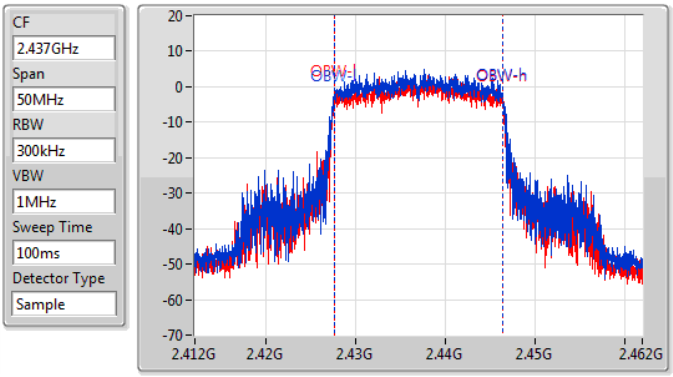

6dB(Hz)	Fl-6dB(Hz)	Fh-6dB(Hz)	OBW(Hz)	Fl-OBW(Hz)	Fh-OBW(Hz)	Limit(Hz)	Port
18.45M	2.4278G	2.44625G	18.891M	2.42753G	2.44642G	500k	1
17.9M	2.4279G	2.4458G	18.891M	2.42753G	2.44642G	500k	2

802.11ax HEW20_Nss1,(MCS0)_2TX

EBW

2462MHz

18/10/2021

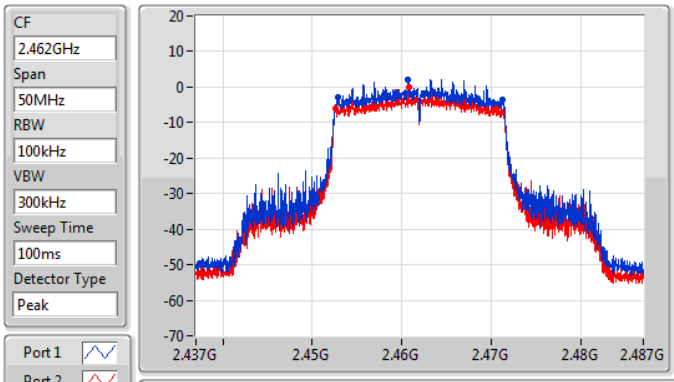

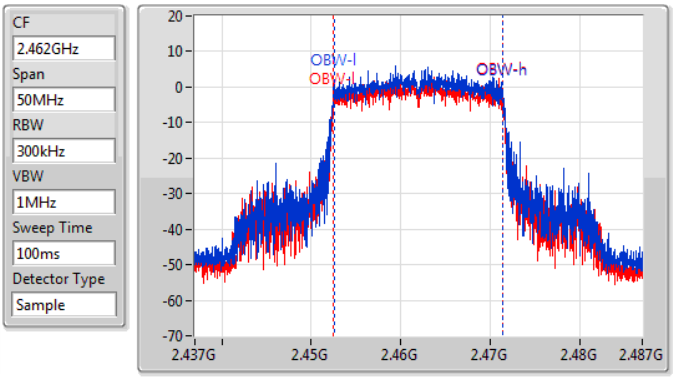

6dB(Hz)	Fl-6dB(Hz)	Fh-6dB(Hz)	OBW(Hz)	Fl-OBW(Hz)	Fh-OBW(Hz)	Limit(Hz)	Port
18.375M	2.452825G	2.4712G	18.916M	2.45253G	2.471445G	500k	1
17.95M	2.45265G	2.4706G	18.916M	2.452505G	2.47142G	500k	2

802.11ax HEW40_Nss1,(MCS0)_2TX

EBW

2422MHz

18/10/2021

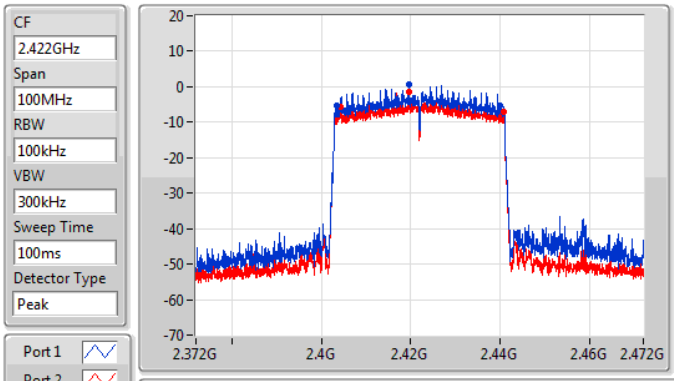

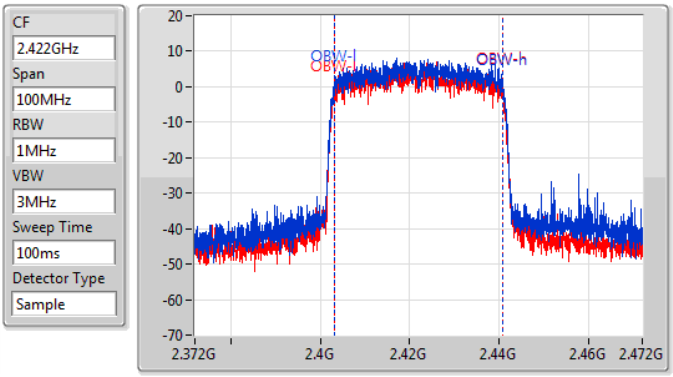

6dB(Hz)	Fl-6dB(Hz)	Fh-6dB(Hz)	OBW(Hz)	Fl-OBW(Hz)	Fh-OBW(Hz)	Limit(Hz)	Port
36.5M	2.4035G	2.44G	37.631M	2.403159G	2.440791G	500k	1
36.35M	2.40445G	2.4408G	37.681M	2.403159G	2.440841G	500k	2

802.11ax HEW40_Nss1,(MCS0)_2TX EBW

2437MHz

18/10/2021

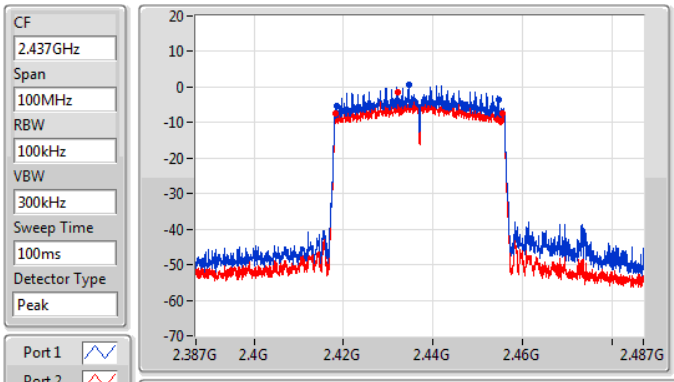

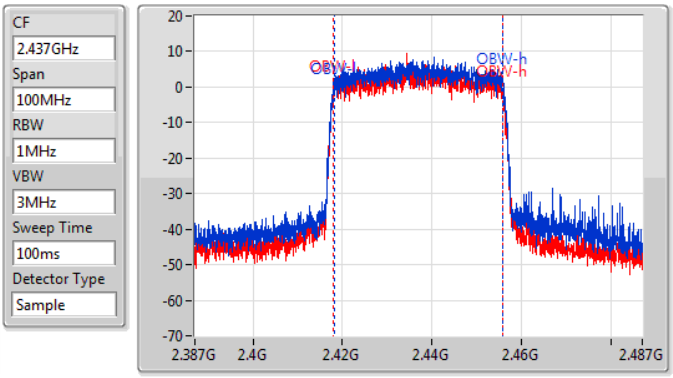

6dB(Hz)	Fl-6dB(Hz)	Fh-6dB(Hz)	OBW(Hz)	Fl-OBW(Hz)	Fh-OBW(Hz)	Limit(Hz)	Port
36.1M	2.41845G	2.45455G	37.731M	2.418109G	2.455841G	500k	1
37.45M	2.41815G	2.4556G	37.831M	2.418009G	2.455841G	500k	2

802.11ax HEW40_Nss1,(MCS0)_2TX EBW

2452MHz

18/10/2021

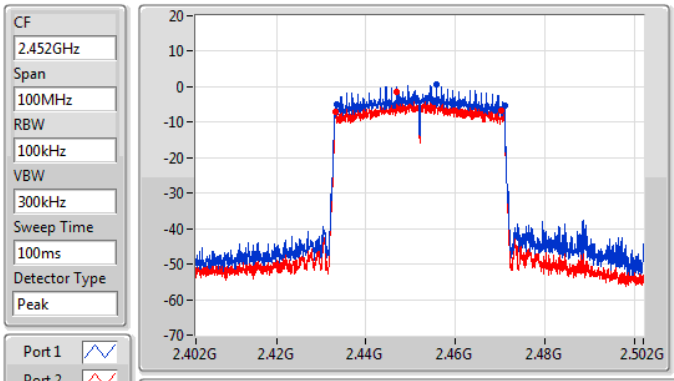

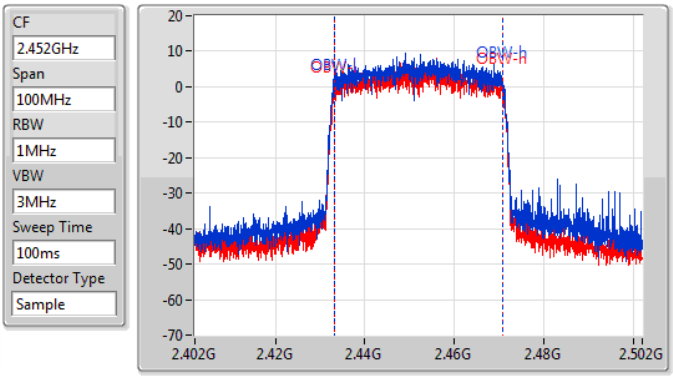

6dB(Hz)	Fl-6dB(Hz)	Fh-6dB(Hz)	OBW(Hz)	Fl-OBW(Hz)	Fh-OBW(Hz)	Limit(Hz)	Port
37.4M	2.43355G	2.47095G	37.681M	2.433109G	2.470791G	500k	1
37.15M	2.4332G	2.47035G	37.731M	2.433059G	2.470791G	500k	2

Summary

Mode	Total Power (dBm)	Total Power (W)
2.4-2.4835GHz	-	-
802.11b_Nss1,(1Mbps)_2TX	21.36	0.13677
802.11g_Nss1,(6Mbps)_2TX	18.98	0.07907
802.11ax HEW20_Nss1,(MCS0)_2TX	16.72	0.04699
802.11ax HEW40_Nss1,(MCS0)_2TX	17.72	0.05916

Result

Mode	Result	DG (dBi)	Port 1 (dBm)	Port 2 (dBm)	Total Power (dBm)	Power Limit (dBm)
802.11b_Nss1,(1Mbps)_2TX	-	-	-	-	-	-
2412MHz	Pass	1.62	18.85	16.67	20.91	30.00
2437MHz	Pass	1.62	19.08	16.97	21.16	30.00
2457MHz	Pass	1.62	19.29	16.88	21.26	30.00
2462MHz	Pass	1.62	19.32	17.09	21.36	30.00
802.11g_Nss1,(6Mbps)_2TX	-	-	-	-	-	-
2412MHz	Pass	1.62	16.20	14.07	18.27	30.00
2437MHz	Pass	1.62	16.51	14.79	18.74	30.00
2457MHz	Pass	1.62	16.78	14.85	18.93	30.00
2462MHz	Pass	1.62	16.81	14.92	18.98	30.00
802.11ax HEW20_Nss1,(MCS0)_2TX	-	-	-	-	-	-
2412MHz	Pass	1.62	13.86	12.02	16.05	30.00
2417MHz	Pass	1.62	13.93	12.33	16.21	30.00
2437MHz	Pass	1.62	14.21	12.48	16.44	30.00
2457MHz	Pass	1.62	14.62	12.56	16.72	30.00
2462MHz	Pass	1.62	14.62	12.55	16.72	30.00
802.11ax HEW40_Nss1,(MCS0)_2TX	-	-	-	-	-	-
2422MHz	Pass	1.62	15.16	13.34	17.35	30.00
2437MHz	Pass	1.62	15.32	13.37	17.46	30.00
2447MHz	Pass	1.62	15.58	13.30	17.60	30.00
2452MHz	Pass	1.62	15.66	13.48	17.72	30.00

DG = Directional Gain; Port X = Port X output power

Summary

Mode	PD (dBm/RBW)
2.4-2.4835GHz	-
802.11b_Nss1,(1Mbps)_2TX	-3.73
802.11g_Nss1,(6Mbps)_2TX	-8.19
802.11ax HEW20_Nss1,(MCS0)_2TX	-11.73
802.11ax HEW40_Nss1,(MCS0)_2TX	-13.16

RBW = 3kHz;

Result

Mode	Result	DG (dBi)	Port 1 (dBm/RBW)	Port 2 (dBm/RBW)	PD (dBm/RBW)	PD Limit (dBm/RBW)
802.11b_Nss1,(1Mbps)_2TX	-	-	-	-	-	-
2412MHz	Pass	4.63	-5.34	-6.44	-4.04	8.00
2437MHz	Pass	4.63	-4.32	-7.64	-3.73	8.00
2462MHz	Pass	4.63	-4.87	-8.02	-3.95	8.00
802.11g_Nss1,(6Mbps)_2TX	-	-	-	-	-	-
2412MHz	Pass	4.63	-9.53	-11.87	-9.19	8.00
2437MHz	Pass	4.63	-9.37	-11.84	-8.55	8.00
2462MHz	Pass	4.63	-9.14	-10.20	-8.19	8.00
802.11ax HEW20_Nss1,(MCS0)_2TX	-	-	-	-	-	-
2412MHz	Pass	4.63	-13.94	-15.12	-12.14	8.00
2437MHz	Pass	4.63	-13.88	-15.08	-12.20	8.00
2462MHz	Pass	4.63	-12.69	-14.98	-11.73	8.00
802.11ax HEW40_Nss1,(MCS0)_2TX	-	-	-	-	-	-
2422MHz	Pass	4.63	-14.82	-16.93	-13.82	8.00
2437MHz	Pass	4.63	-15.09	-17.42	-14.19	8.00
2452MHz	Pass	4.63	-14.00	-16.33	-13.16	8.00

DG = Directional Gain; RBW = 3kHz;
PD = trace bin-by-bin of each transmits port summing can be performed maximum power density; Port X = Port X Power Density;

802.11b_Nss1,(1Mbps)_2TX PSD

2412MHz

18/10/2021

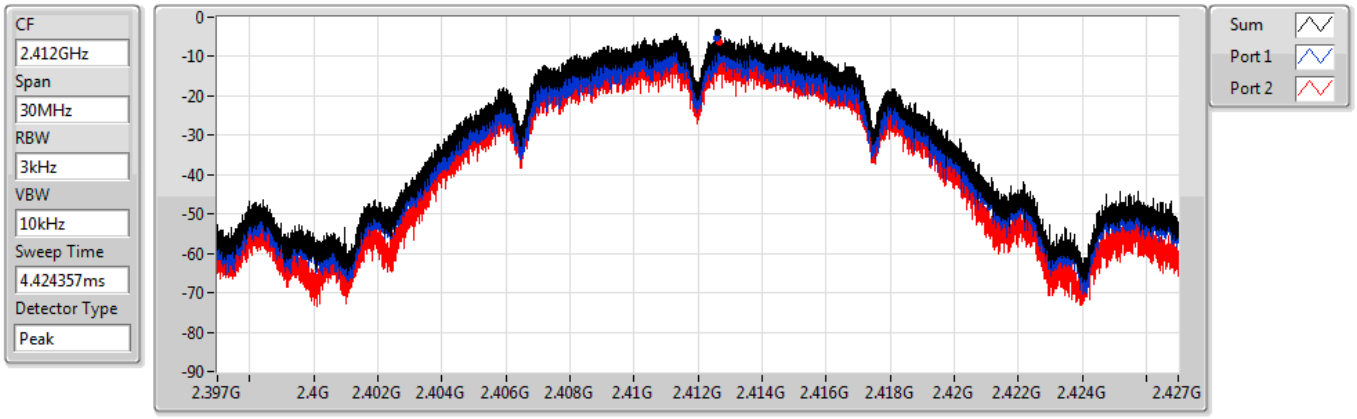

Sum	PD	Port 1	Port 2
(dBm/RBW)	(dBm/RBW)	(dBm/RBW)	(dBm/RBW)
-4.04	-4.04	-5.34	-6.44

802.11b_Nss1,(1Mbps)_2TX PSD

2437MHz

18/10/2021

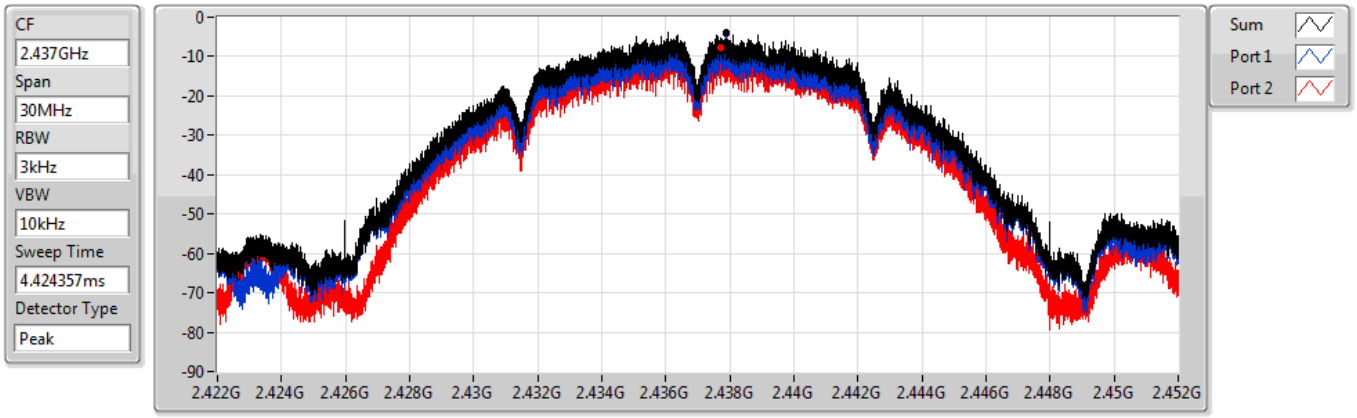

Sum	PD	Port 1	Port 2
(dBm/RBW)	(dBm/RBW)	(dBm/RBW)	(dBm/RBW)
-3.73	-3.73	-4.32	-7.64

802.11b_Nss1,(1Mbps)_2TX PSD

2462MHz

18/10/2021

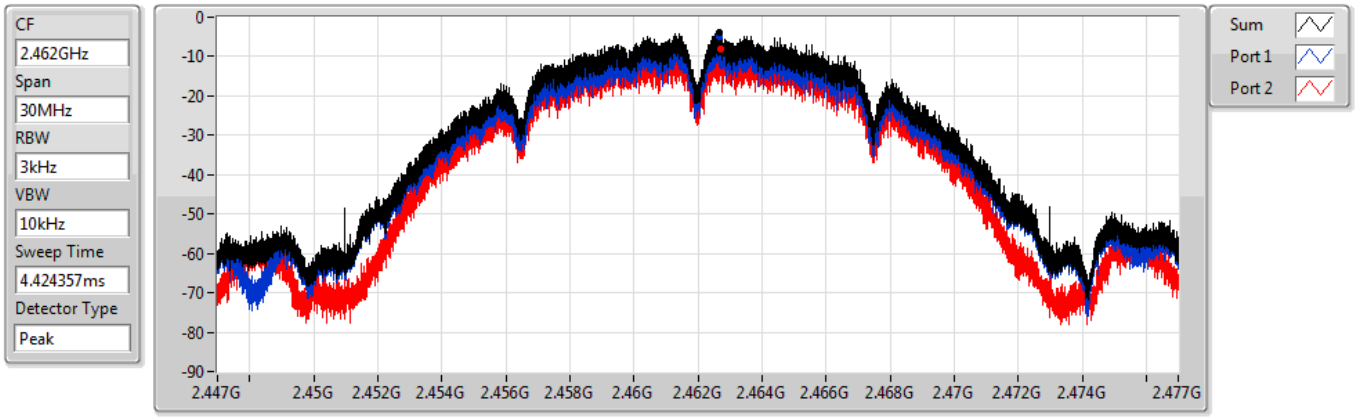

Sum	PD	Port 1	Port 2
(dBm/RBW)	(dBm/RBW)	(dBm/RBW)	(dBm/RBW)
-3.95	-3.95	-4.87	-8.02

802.11g_Nss1,(6Mbps)_2TX PSD

2412MHz

18/10/2021

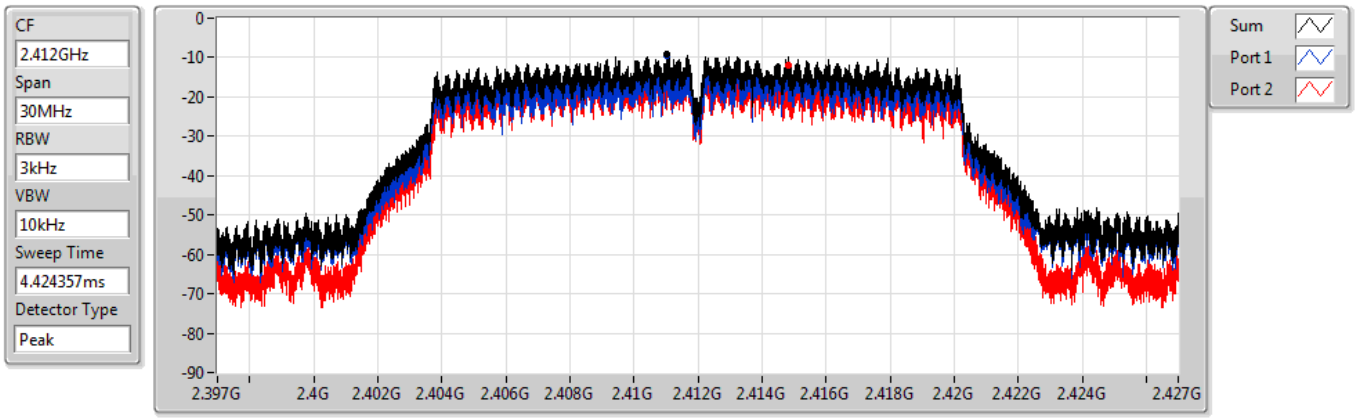

Sum	PD	Port 1	Port 2
(dBm/RBW)	(dBm/RBW)	(dBm/RBW)	(dBm/RBW)
-9.19	-9.19	-9.53	-11.87

802.11g_Nss1,(6Mbps)_2TX PSD

2437MHz

18/10/2021

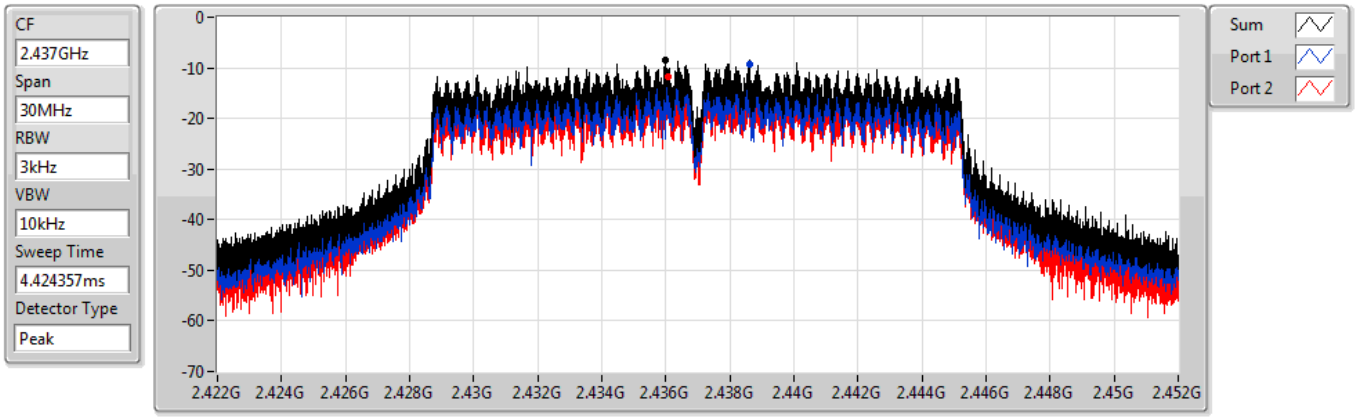

Sum	PD	Port 1	Port 2
(dBm/RBW)	(dBm/RBW)	(dBm/RBW)	(dBm/RBW)
-8.55	-8.55	-9.37	-11.84

802.11g_Nss1,(6Mbps)_2TX PSD

2462MHz

18/10/2021

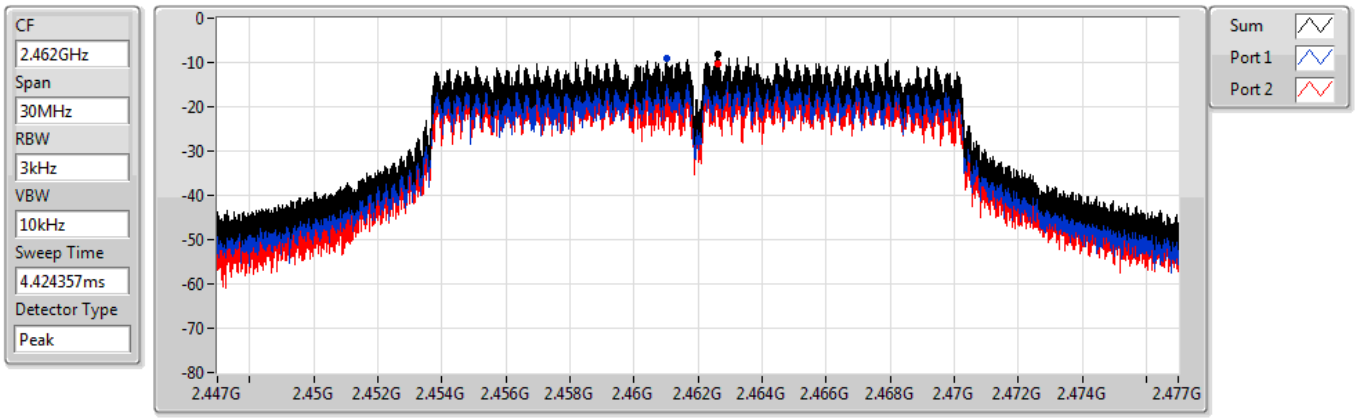

Sum	PD	Port 1	Port 2
(dBm/RBW)	(dBm/RBW)	(dBm/RBW)	(dBm/RBW)
-8.19	-8.19	-9.14	-10.20

802.11ax HEW20_Nss1,(MCS0)_2TX PSD

2412MHz

18/10/2021

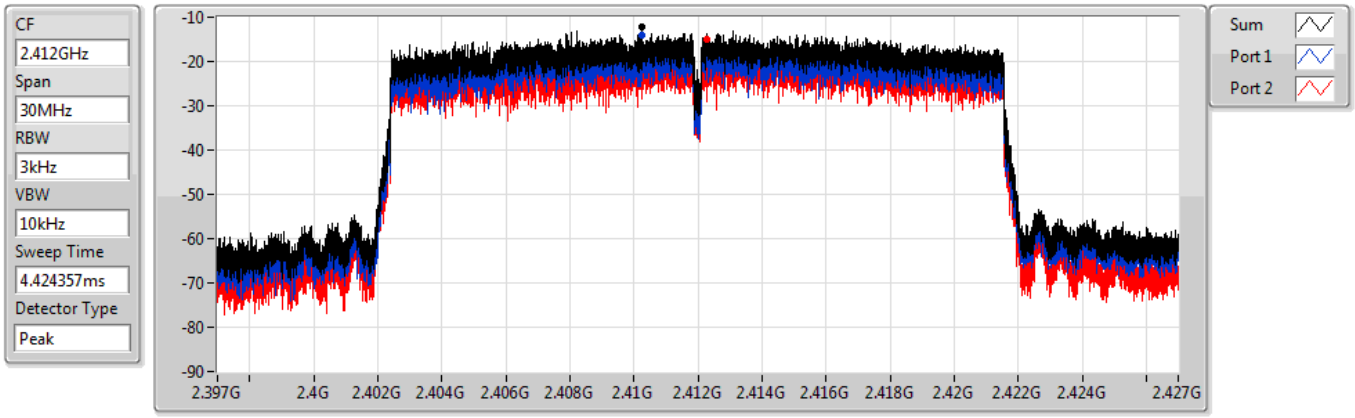

Sum	PD	Port 1	Port 2
(dBm/RBW)	(dBm/RBW)	(dBm/RBW)	(dBm/RBW)
-12.14	-12.14	-13.94	-15.12

802.11ax HEW20_Nss1,(MCS0)_2TX PSD

2437MHz

18/10/2021

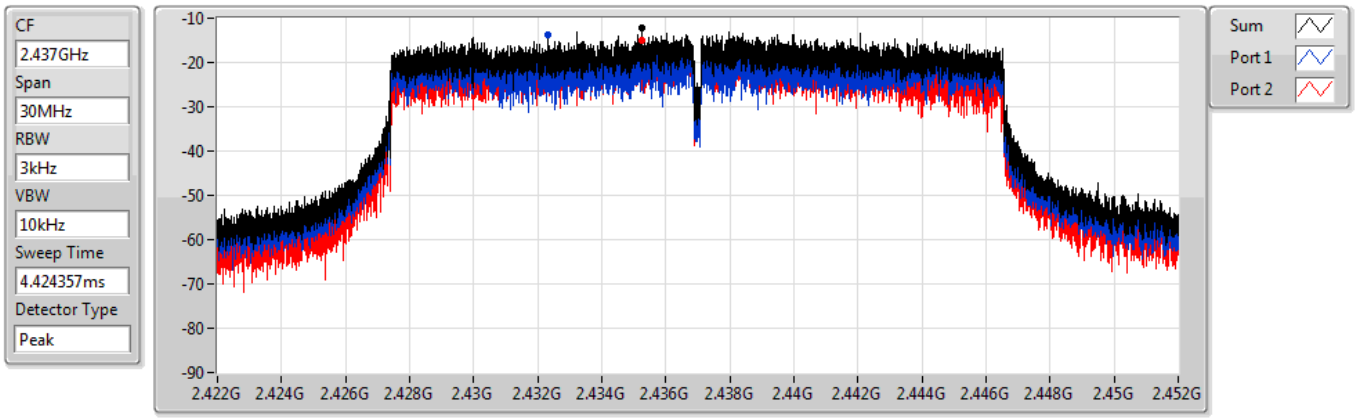

Sum	PD	Port 1	Port 2
(dBm/RBW)	(dBm/RBW)	(dBm/RBW)	(dBm/RBW)
-12.20	-12.20	-13.88	-15.08

802.11ax HEW20_Nss1,(MCS0)_2TX PSD

2462MHz

18/10/2021

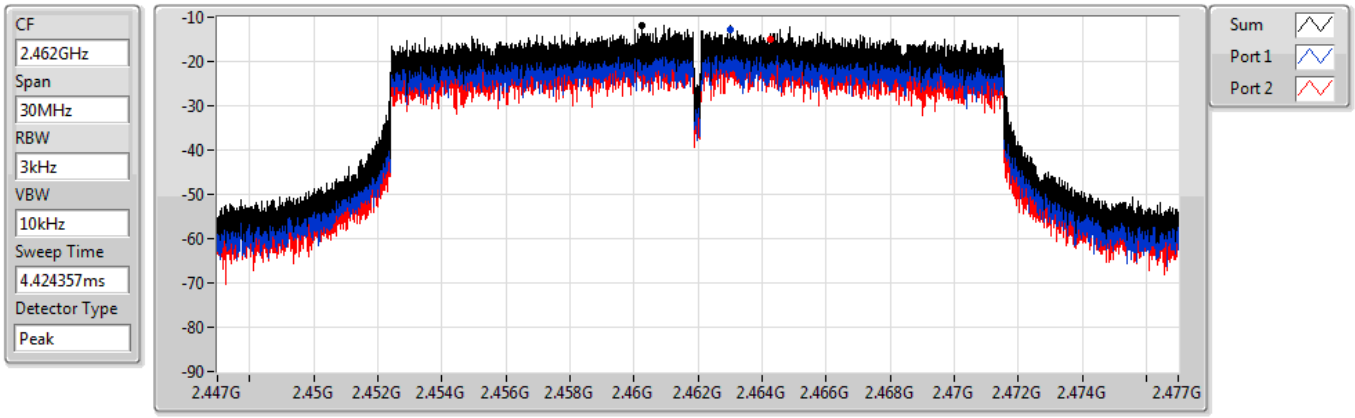

Sum	PD	Port 1	Port 2
(dBm/RBW)	(dBm/RBW)	(dBm/RBW)	(dBm/RBW)
-11.73	-11.73	-12.69	-14.98

802.11ax HEW40_Nss1,(MCS0)_2TX PSD

2422MHz

18/10/2021

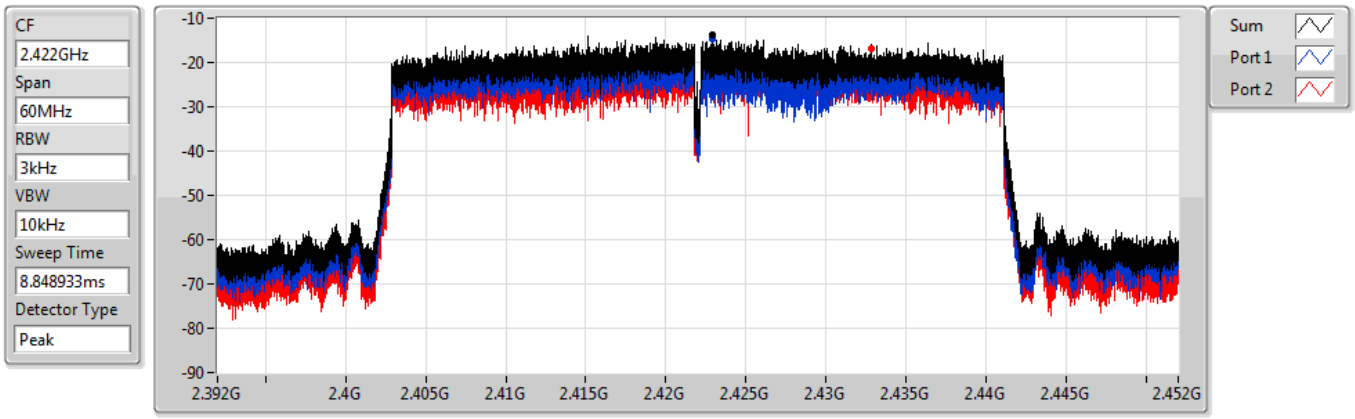

Sum	PD	Port 1	Port 2
(dBm/RBW)	(dBm/RBW)	(dBm/RBW)	(dBm/RBW)
-13.82	-13.82	-14.82	-16.93

802.11ax HEW40_Nss1,(MCS0)_2TX PSD

2437MHz

18/10/2021

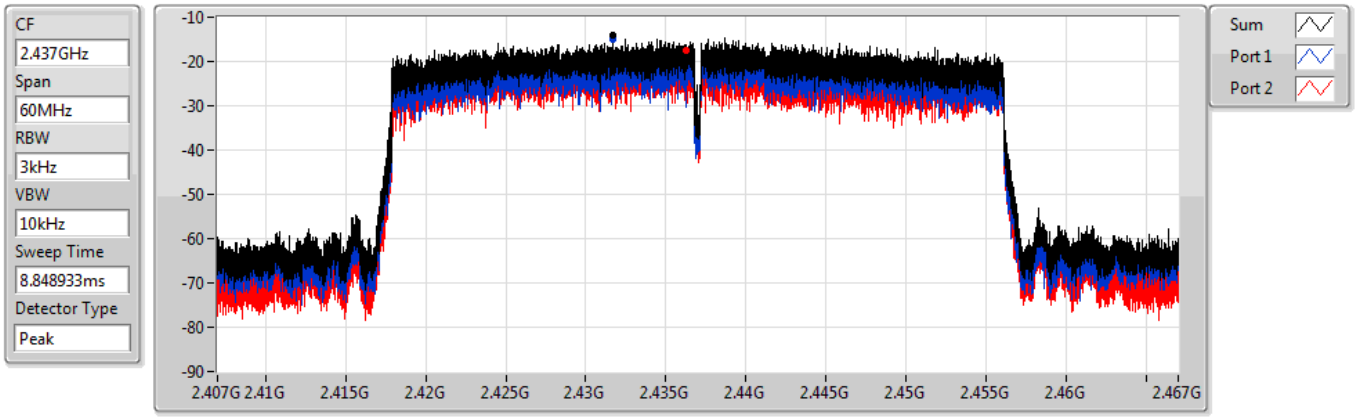

Sum	PD	Port 1	Port 2
(dBm/RBW)	(dBm/RBW)	(dBm/RBW)	(dBm/RBW)
-14.19	-14.19	-15.09	-17.42

802.11ax HEW40_Nss1,(MCS0)_2TX PSD

2452MHz

18/10/2021

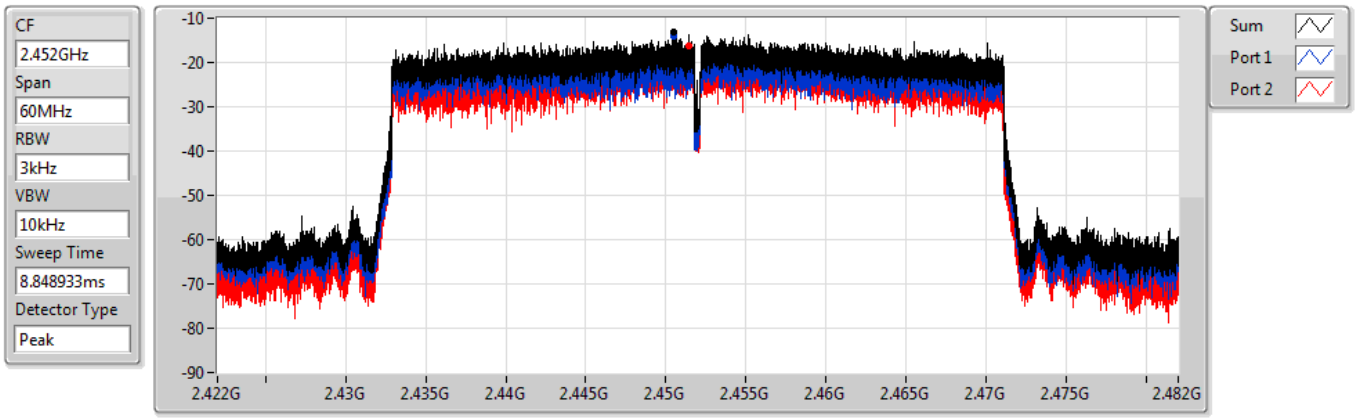

Sum	PD	Port 1	Port 2
(dBm/RBW)	(dBm/RBW)	(dBm/RBW)	(dBm/RBW)
-13.16	-13.16	-14.00	-16.33

Summary

Mode	Result	Ref (Hz)	Ref (dBm)	Limit (dBm)	Freq (Hz)	Level (dBm)	Freq (Hz)	Level (dBm)	Freq (Hz)	Level (dBm)	Freq (Hz)	Level (dBm)	Freq (Hz)	Level (dBm)	Port
2.4-2.4835GHz	-	-	-	-	-	-	-	-	-	-	-	-	-	-	-
802.11b_Nss1,(1Mbps)_2TX	Pass	2.461G	9.85	-20.15	166.31M	-48.04	2.39848G	-32.50	2.4G	-39.74	2.49426G	-53.92	16.3606G	-41.40	1
802.11g_Nss1,(6Mbps)_2TX	Pass	2.46325G	5.17	-24.83	99.61M	-48.33	2.39952G	-33.22	2.4G	-37.10	2.48716G	-49.23	16.5376G	-42.25	1
802.11ax HEW20_Nss1,(MCS0)_2TX	Pass	2.46321G	1.77	-28.23	99.61M	-49.07	2.39988G	-43.65	2.4G	-45.49	2.48792G	-49.52	16.5685G	-42.16	1
802.11ax HEW40_Nss1,(MCS0)_2TX	Pass	2.44952G	0.84	-29.16	99.85M	-47.94	2.39424G	-44.87	2.4835G	-44.58	2.48818G	-37.57	16.54144G	-41.73	1

Result

Mode	Result	Ref (Hz)	Ref (dBm)	Limit (dBm)	Freq (Hz)	Level (dBm)	Freq (Hz)	Level (dBm)	Freq (Hz)	Level (dBm)	Freq (Hz)	Level (dBm)	Freq (Hz)	Level (dBm)	Port
802.11b_Nss1,(1Mbps)_2TX	-	-	-	-	-	-	-	-	-	-	-	-	-	-	-
2412MHz	Pass	2.461G	9.85	-20.15	166.31M	-48.04	2.39848G	-32.50	2.4G	-39.74	2.49426G	-53.92	16.3606G	-41.40	1
2412MHz	Pass	2.461G	9.85	-20.15	166.01M	-48.79	2.39848G	-35.72	2.4G	-47.85	2.49816G	-53.28	16.2145G	-41.46	2
2437MHz	Pass	2.461G	9.85	-20.15	99.61M	-50.06	2.39914G	-51.41	2.4G	-52.44	2.48594G	-52.06	16.63031G	-42.42	1
2437MHz	Pass	2.461G	9.85	-20.15	99.61M	-49.51	2.3988G	-51.66	2.4G	-54.85	2.48458G	-53.65	16.20045G	-42.33	2
2462MHz	Pass	2.461G	9.85	-20.15	99.61M	-49.85	2.39808G	-52.14	2.4835G	-48.53	2.49G	-49.63	16.32688G	-42.16	1
2462MHz	Pass	2.461G	9.85	-20.15	99.61M	-49.80	2.39814G	-53.11	2.4835G	-54.39	2.49074G	-51.84	16.40836G	-41.80	2
802.11g_Nss1,(6Mbps)_2TX	-	-	-	-	-	-	-	-	-	-	-	-	-	-	-
2412MHz	Pass	2.46325G	5.17	-24.83	99.61M	-48.33	2.39952G	-33.22	2.4G	-37.10	2.48716G	-49.23	16.5376G	-42.25	1
2412MHz	Pass	2.46325G	5.17	-24.83	99.61M	-48.60	2.39908G	-40.66	2.4G	-43.37	2.48378G	-49.08	16.54884G	-42.02	2
2437MHz	Pass	2.46325G	5.17	-24.83	166.31M	-48.37	2.39104G	-44.65	2.4G	-47.32	2.49578G	-48.70	15.18058G	-42.86	1
2437MHz	Pass	2.46325G	5.17	-24.83	99.61M	-48.97	2.39488G	-47.16	2.4G	-51.35	2.48442G	-50.83	16.25102G	-41.75	2
2462MHz	Pass	2.46325G	5.17	-24.83	99.9M	-46.75	2.39478G	-46.37	2.4835G	-46.89	2.48412G	-43.76	16.26226G	-41.79	1
2462MHz	Pass	2.46325G	5.17	-24.83	155.24M	-48.48	2.39794G	-47.97	2.4835G	-49.45	2.48442G	-48.60	16.22293G	-42.26	2
802.11ax HEW20_Nss1,(MCS0)_2TX	-	-	-	-	-	-	-	-	-	-	-	-	-	-	-
2412MHz	Pass	2.46321G	1.77	-28.23	99.61M	-49.07	2.39988G	-43.65	2.4G	-45.49	2.48792G	-49.52	16.5685G	-42.16	1
2412MHz	Pass	2.46321G	1.77	-28.23	99.9M	-47.53	2.39702G	-44.60	2.4G	-48.31	2.48482G	-50.08	16.86351G	-42.17	2
2437MHz	Pass	2.46321G	1.77	-28.23	99.61M	-47.15	2.39458G	-47.80	2.4G	-49.82	2.48994G	-51.18	16.40274G	-42.95	1
2437MHz	Pass	2.46321G	1.77	-28.23	99.61M	-47.58	2.39066G	-49.63	2.4G	-53.10	2.49334G	-51.34	16.59941G	-41.99	2
2462MHz	Pass	2.46321G	1.77	-28.23	155.24M	-48.50	2.3974G	-48.33	2.4835G	-49.27	2.48358G	-48.03	24.69657G	-41.76	1
2462MHz	Pass	2.46321G	1.77	-28.23	99.32M	-47.82	2.39064G	-48.69	2.4835G	-53.03	2.49512G	-50.40	16.29878G	-42.12	2
802.11ax HEW40_Nss1,(MCS0)_2TX	-	-	-	-	-	-	-	-	-	-	-	-	-	-	-
2422MHz	Pass	2.44952G	0.84	-29.16	99.56M	-48.72	2.39676G	-44.55	2.4G	-48.66	2.48726G	-45.14	16.54985G	-41.64	1
2422MHz	Pass	2.44952G	0.84	-29.16	99.56M	-48.71	2.39272G	-49.61	2.4G	-49.58	2.48682G	-51.60	16.54144G	-42.13	2
2437MHz	Pass	2.44952G	0.84	-29.16	147.65M	-48.33	2.39976G	-44.72	2.4G	-46.43	2.48722G	-45.27	16.53303G	-42.05	1
2437MHz	Pass	2.44952G	0.84	-29.16	99.85M	-46.81	2.39828G	-48.46	2.4G	-52.17	2.48446G	-51.59	17.49219G	-42.53	2
2452MHz	Pass	2.44952G	0.84	-29.16	99.85M	-47.94	2.39424G	-44.87	2.4835G	-44.58	2.48818G	-37.57	16.54144G	-41.73	1
2452MHz	Pass	2.44952G	0.84	-29.16	99.56M	-48.40	2.39824G	-49.41	2.4835G	-50.33	2.48442G	-44.18	16.55546G	-41.72	2

802.11b_Nss1,(1Mbps)_2TX **CSENdB**

2412MHz

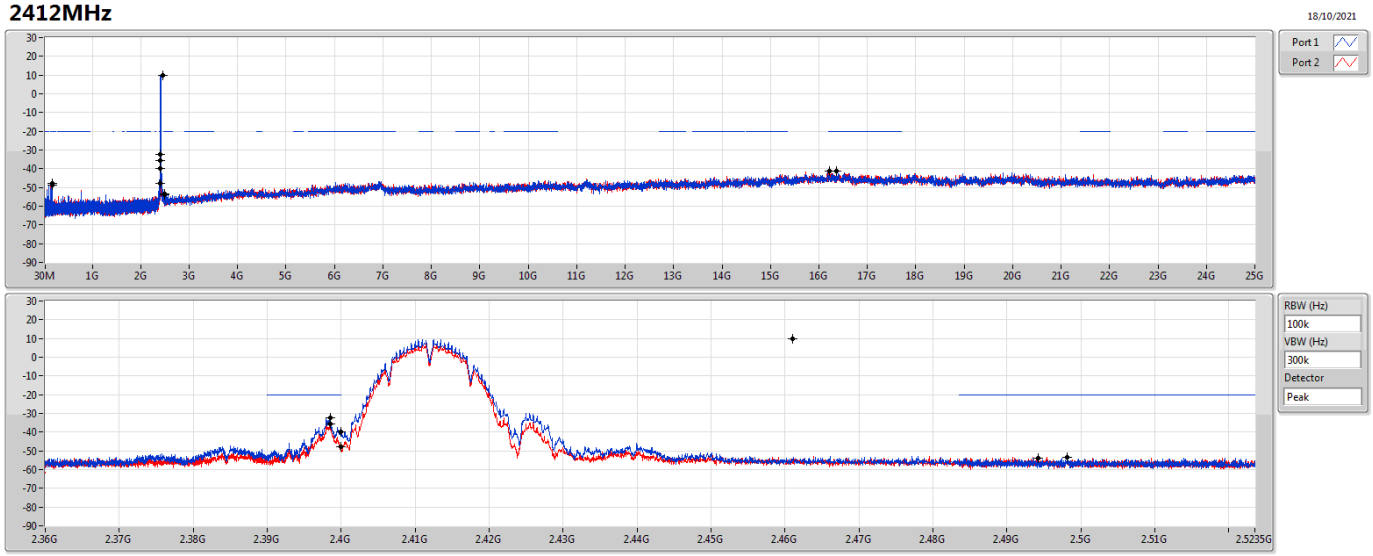

Ref(Hz)	Ref(dBm)	Limit(dBm)	Freq(Hz)	Level(dBm)	Freq(Hz)	Level(dBm)	Freq(Hz)	Level(dBm)	Freq(Hz)	Level(dBm)	Freq(Hz)	Level(dBm)	Port
2.461G	9.85	-20.15	166.31M	-48.04	2.39848G	-32.50	2.4G	-39.74	2.49426G	-53.92	16.3606G	-41.40	1
2.461G	9.85	-20.15	166.01M	-48.79	2.39848G	-35.72	2.4G	-47.85	2.49816G	-53.28	16.2145G	-41.46	2

802.11b_Nss1,(1Mbps)_2TX **CSENdB**

2437MHz

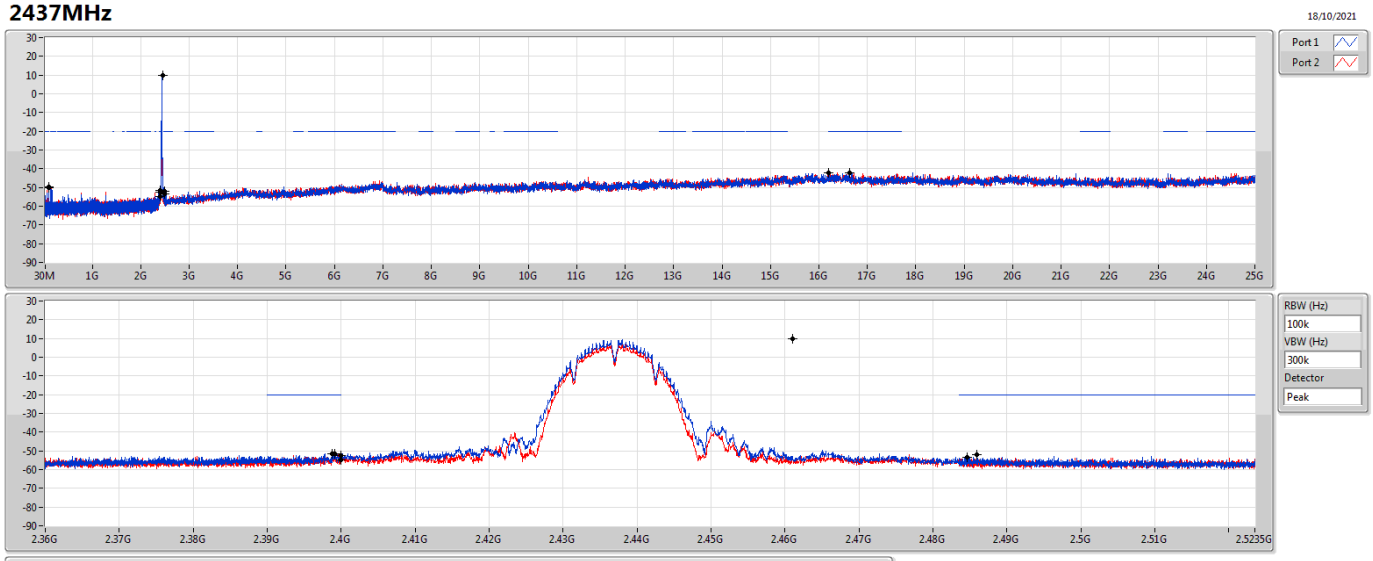

Ref(Hz)	Ref(dBm)	Limit(dBm)	Freq(Hz)	Level(dBm)	Freq(Hz)	Level(dBm)	Freq(Hz)	Level(dBm)	Freq(Hz)	Level(dBm)	Freq(Hz)	Level(dBm)	Port
2.461G	9.85	-20.15	99.61M	-50.06	2.39914G	-51.41	2.4G	-52.44	2.48594G	-52.06	16.63031G	-42.42	1
2.461G	9.85	-20.15	99.61M	-49.51	2.3988G	-51.66	2.4G	-54.85	2.48458G	-53.65	16.20045G	-42.33	2

802.11b_Nss1,(1Mbps)_2TX **CSENdB**

2462MHz

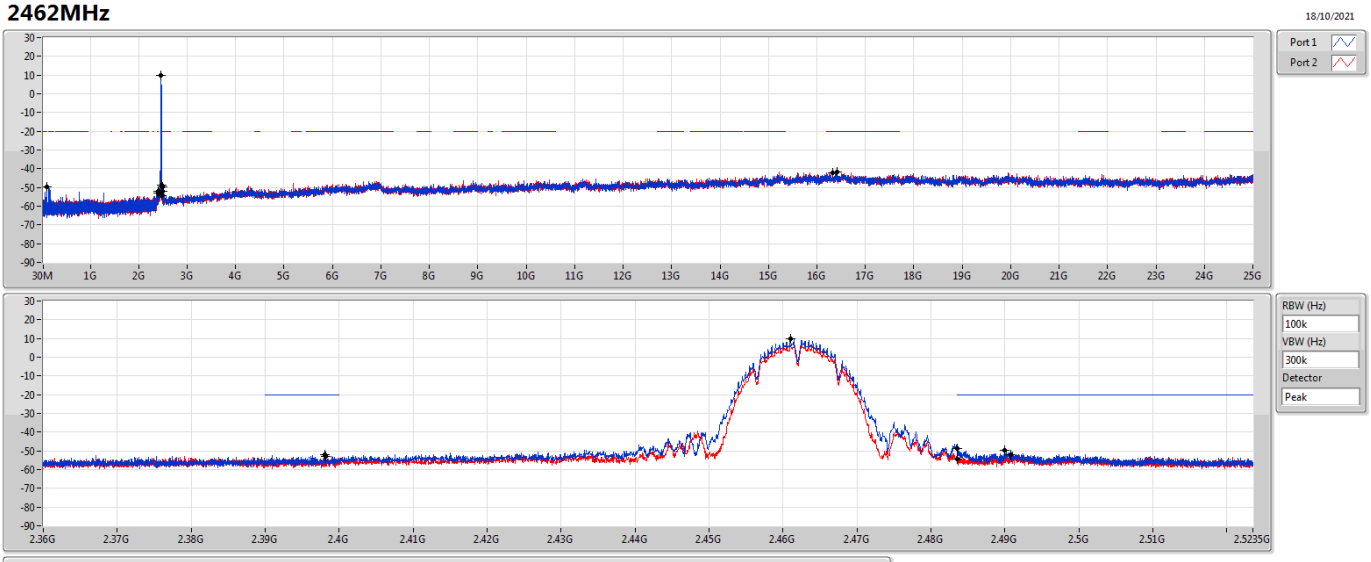

Ref(Hz)	Ref(dBm)	Limit(dBm)	Freq(Hz)	Level(dBm)	Freq(Hz)	Level(dBm)	Freq(Hz)	Level(dBm)	Freq(Hz)	Level(dBm)	Freq(Hz)	Level(dBm)	Port
2.461G	9.85	-20.15	99.61M	-49.85	2.39808G	-52.14	2.4835G	-48.53	2.49G	-49.63	16.32688G	-42.16	1
2.461G	9.85	-20.15	99.61M	-49.80	2.39814G	-53.11	2.4835G	-54.39	2.49074G	-51.84	16.40836G	-41.80	2

802.11g_Nss1,(6Mbps)_2TX **CSENdB**

2412MHz

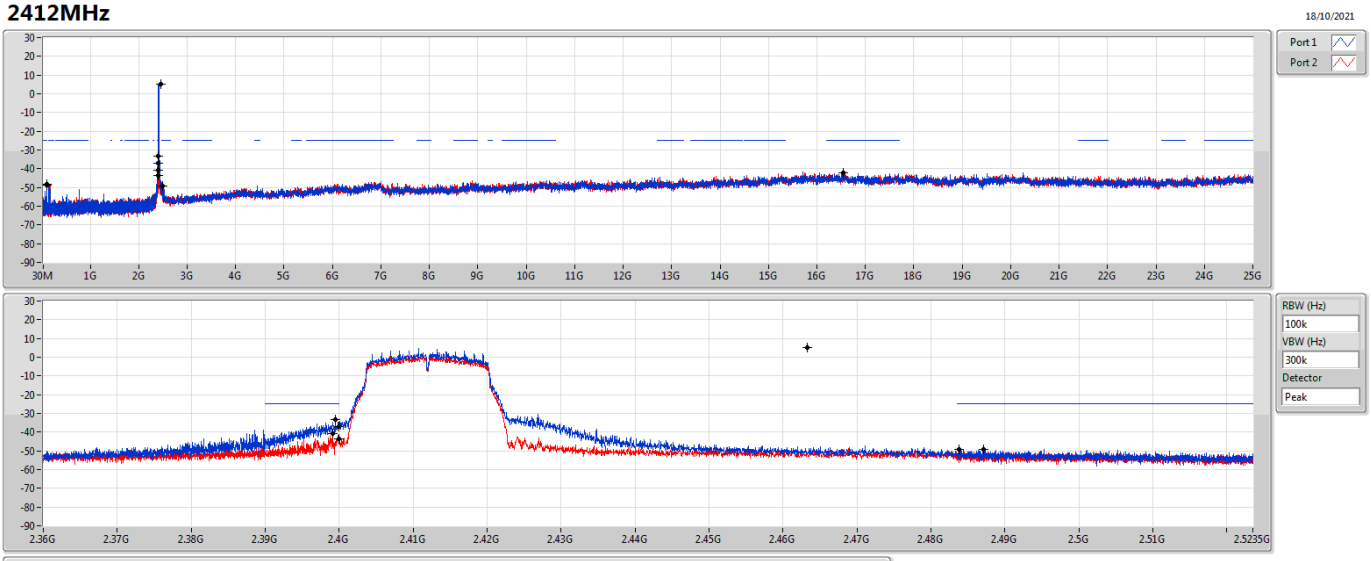

Ref(Hz)	Ref(dBm)	Limit(dBm)	Freq(Hz)	Level(dBm)	Freq(Hz)	Level(dBm)	Freq(Hz)	Level(dBm)	Freq(Hz)	Level(dBm)	Freq(Hz)	Level(dBm)	Port
2.46325G	5.17	-24.83	99.61M	-48.33	2.39952G	-33.22	2.4G	-37.10	2.48716G	-49.23	16.5376G	-42.25	1
2.46325G	5.17	-24.83	99.61M	-48.60	2.39908G	-40.66	2.4G	-43.37	2.48378G	-49.08	16.54884G	-42.02	2

802.11g_Nss1,(6Mbps)_2TX **CSENdB**

2437MHz

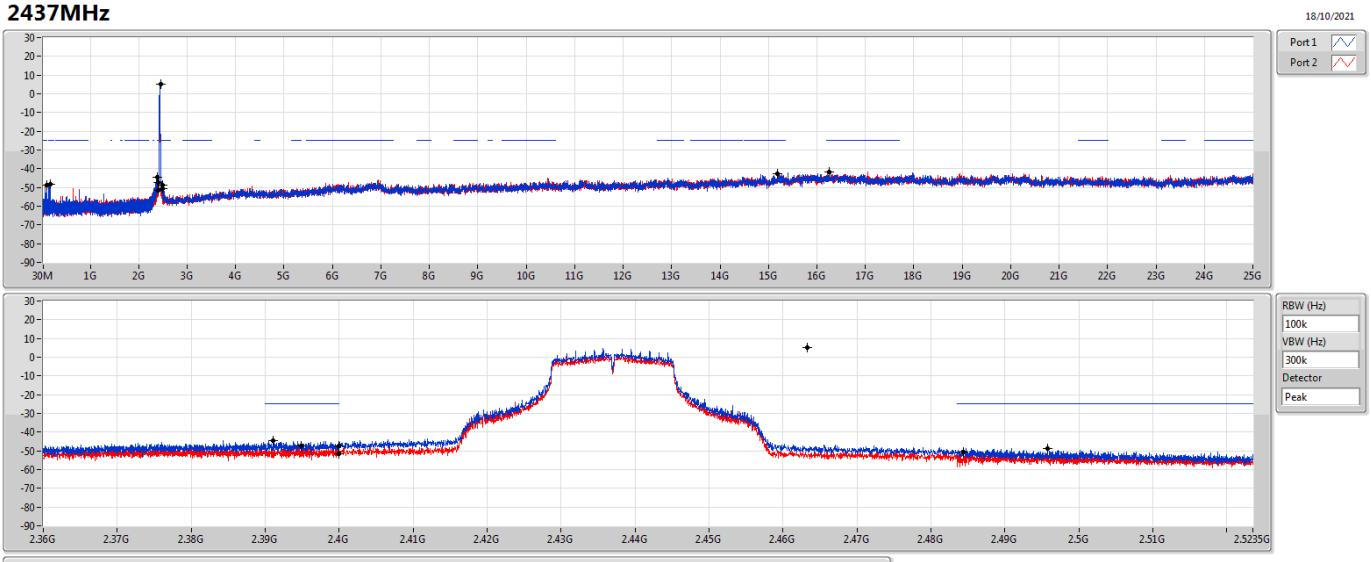

Ref(Hz)	Ref(dBm)	Limit(dBm)	Freq(Hz)	Level(dBm)	Freq(Hz)	Level(dBm)	Freq(Hz)	Level(dBm)	Freq(Hz)	Level(dBm)	Freq(Hz)	Level(dBm)	Port
2.46325G	5.17	-24.83	166.31M	-48.37	2.39104G	-44.65	2.4G	-47.32	2.49578G	-48.70	15.18058G	-42.86	1
2.46325G	5.17	-24.83	99.61M	-48.97	2.39488G	-47.16	2.4G	-51.35	2.48442G	-50.83	16.25102G	-41.75	2

802.11g_Nss1,(6Mbps)_2TX **CSENdB**

2462MHz

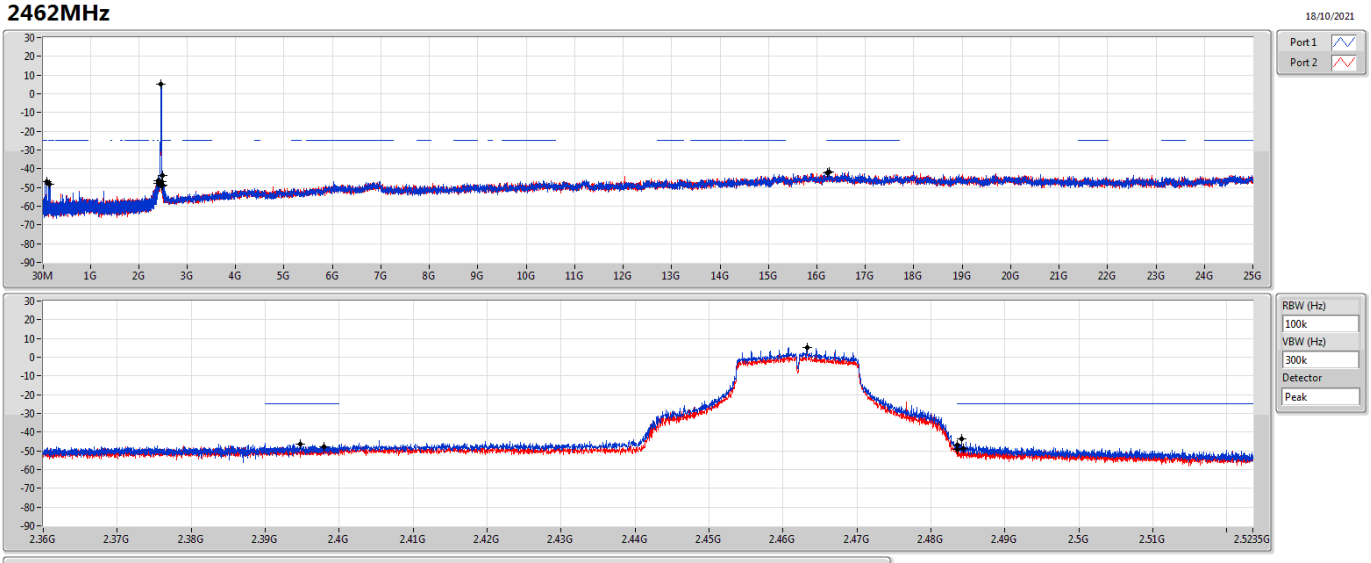

Ref(Hz)	Ref(dBm)	Limit(dBm)	Freq(Hz)	Level(dBm)	Freq(Hz)	Level(dBm)	Freq(Hz)	Level(dBm)	Freq(Hz)	Level(dBm)	Freq(Hz)	Level(dBm)	Port
2.46325G	5.17	-24.83	99.9M	-46.75	2.39478G	-46.37	2.4835G	-46.89	2.48412G	-43.76	16.26226G	-41.79	1
2.46325G	5.17	-24.83	155.24M	-48.48	2.39794G	-47.97	2.4835G	-49.45	2.48442G	-48.60	16.22293G	-42.26	2

802.11ax HEW20_Nss1,(MCS0)_2TX **CSENdB**

2412MHz

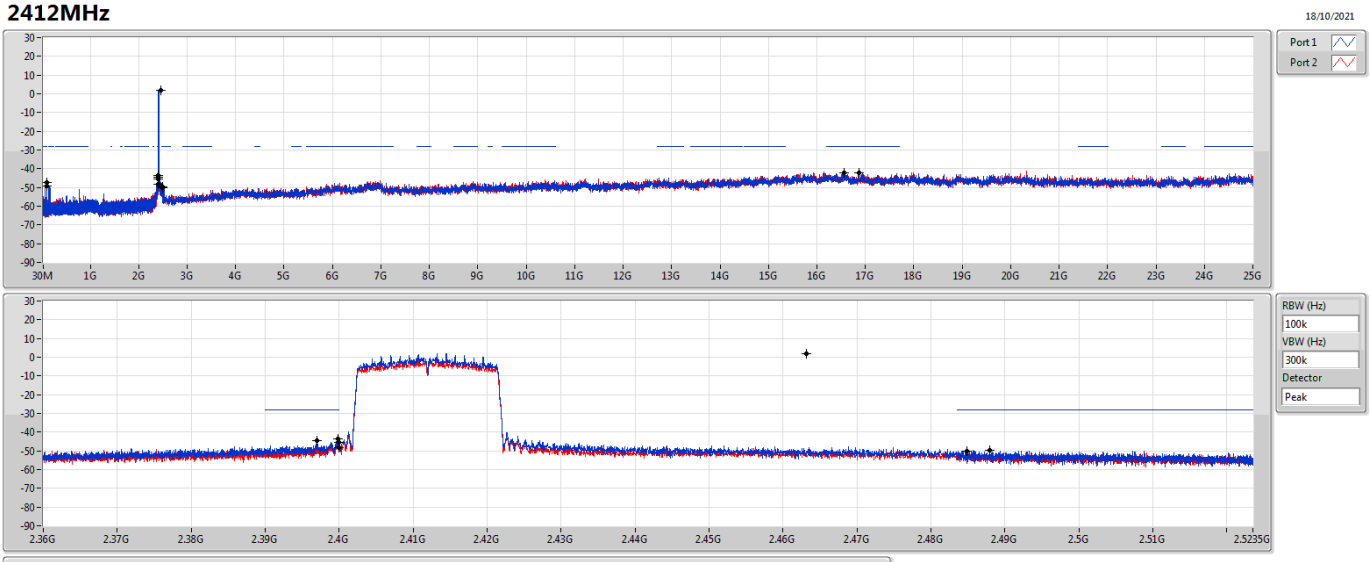

Ref(Hz)	Ref(dBm)	Limit(dBm)	Freq(Hz)	Level(dBm)	Freq(Hz)	Level(dBm)	Freq(Hz)	Level(dBm)	Freq(Hz)	Level(dBm)	Freq(Hz)	Level(dBm)	Port
2.46321G	1.77	-28.23	99.61M	-49.07	2.39988G	-43.65	2.4G	-45.49	2.48792G	-49.52	16.5685G	-42.16	1
2.46321G	1.77	-28.23	99.9M	-47.53	2.39702G	-44.60	2.4G	-48.31	2.48482G	-50.08	16.86351G	-42.17	2

802.11ax HEW20_Nss1,(MCS0)_2TX **CSENdB**

2437MHz

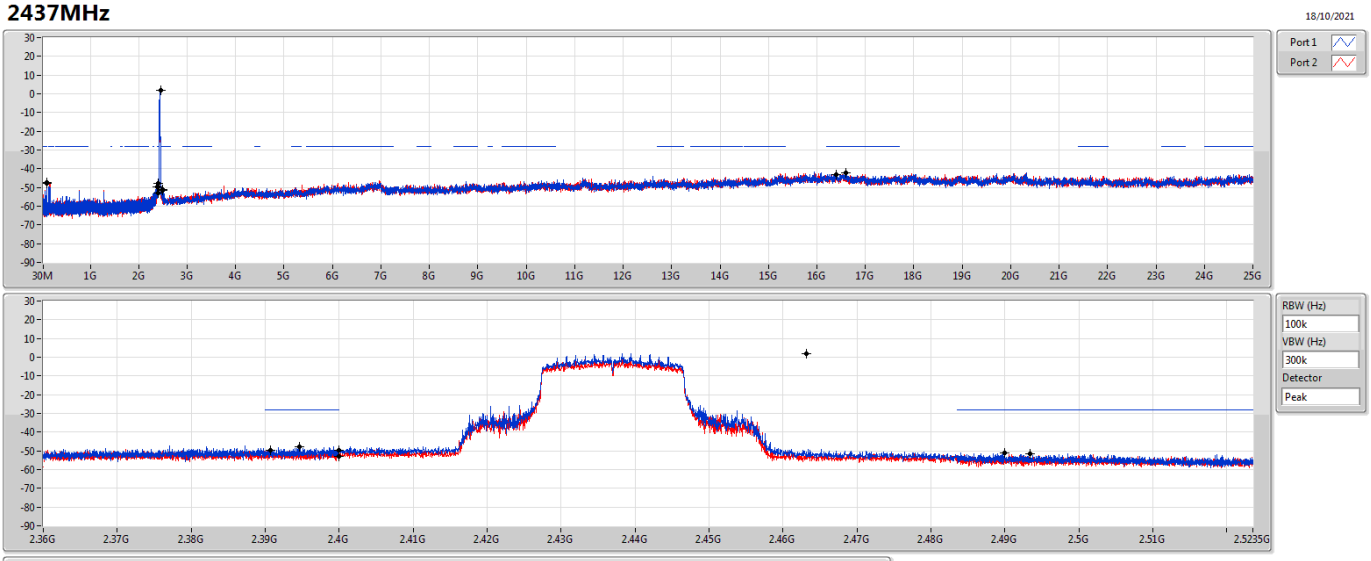

Ref(Hz)	Ref(dBm)	Limit(dBm)	Freq(Hz)	Level(dBm)	Freq(Hz)	Level(dBm)	Freq(Hz)	Level(dBm)	Freq(Hz)	Level(dBm)	Freq(Hz)	Level(dBm)	Port
2.46321G	1.77	-28.23	99.61M	-47.15	2.39458G	-47.80	2.4G	-49.82	2.48994G	-51.18	16.40274G	-42.95	1
2.46321G	1.77	-28.23	99.61M	-47.58	2.39066G	-49.63	2.4G	-53.10	2.49334G	-51.34	16.59941G	-41.99	2

802.11ax HEW20_Nss1,(MCS0)_2TX **CSENdB**

2462MHz

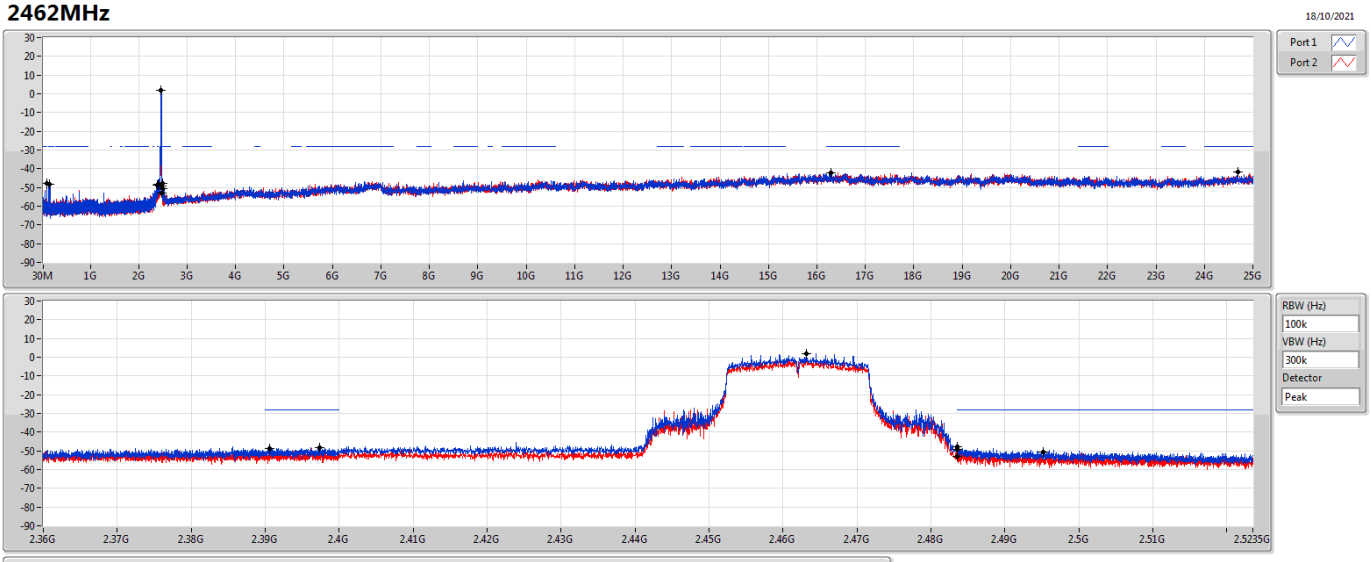

Ref(Hz)	Ref(dBm)	Limit(dBm)	Freq(Hz)	Level(dBm)	Freq(Hz)	Level(dBm)	Freq(Hz)	Level(dBm)	Freq(Hz)	Level(dBm)	Freq(Hz)	Level(dBm)	Port
2.46321G	1.77	-28.23	155.24M	-48.50	2.3974G	-48.33	2.4835G	-49.27	2.48358G	-48.03	24.69657G	-41.76	1
2.46321G	1.77	-28.23	99.32M	-47.82	2.39064G	-48.69	2.4835G	-53.03	2.49512G	-50.40	16.29878G	-42.12	2

802.11ax HEW40_Nss1,(MCS0)_2TX **CSENdB**

2422MHz

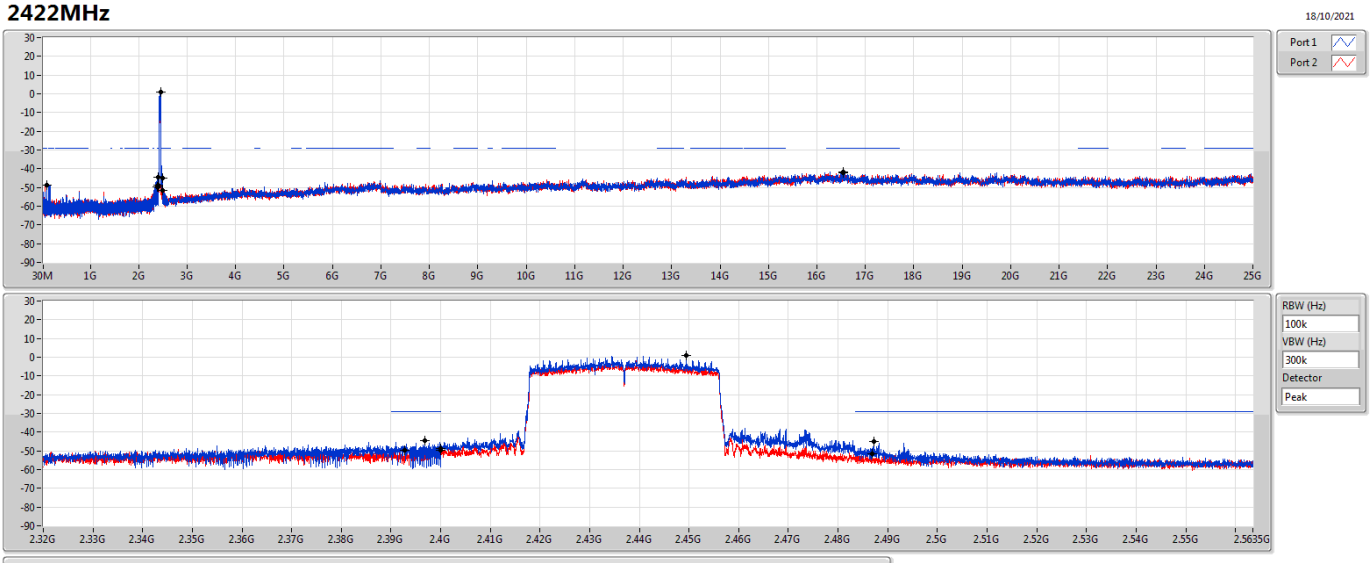

Ref(Hz)	Ref(dBm)	Limit(dBm)	Freq(Hz)	Level(dBm)	Freq(Hz)	Level(dBm)	Freq(Hz)	Level(dBm)	Freq(Hz)	Level(dBm)	Freq(Hz)	Level(dBm)	Port
2.44952G	0.84	-29.16	99.56M	-48.72	2.39676G	-44.55	2.4G	-48.66	2.48726G	-45.14	16.54985G	-41.64	1
2.44952G	0.84	-29.16	99.56M	-48.71	2.39272G	-49.61	2.4G	-49.58	2.48682G	-51.60	16.54144G	-42.13	2

802.11ax HEW40_Nss1,(MCS0)_2TX **CSENdB**

2437MHz

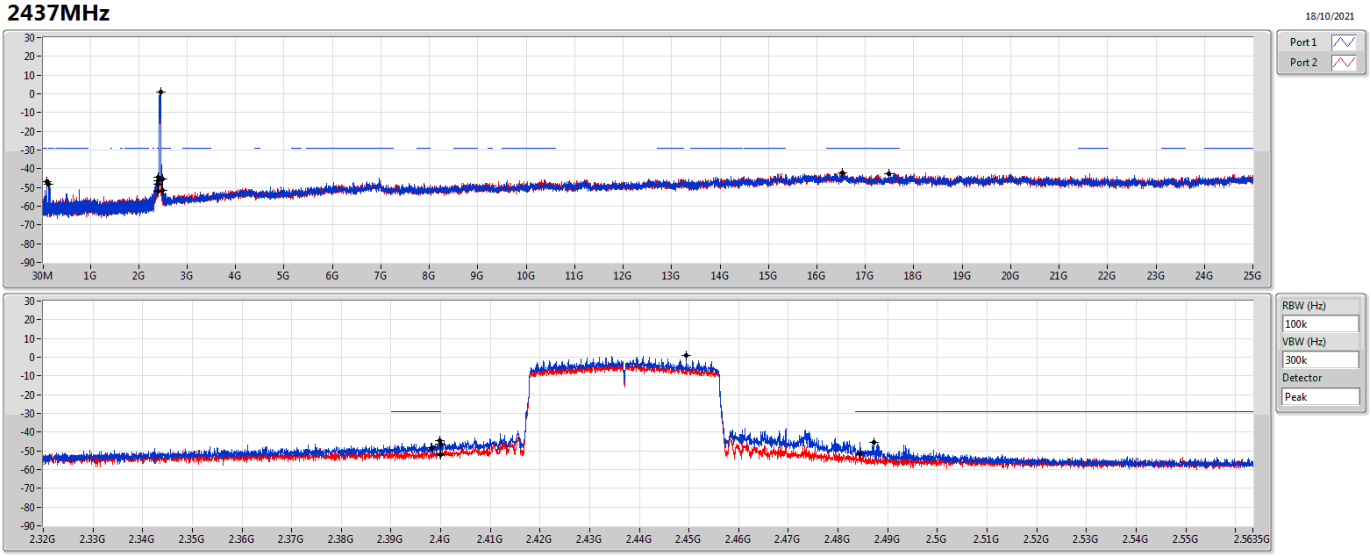

Ref(Hz)	Ref(dBm)	Limit(dBm)	Freq(Hz)	Level(dBm)	Freq(Hz)	Level(dBm)	Freq(Hz)	Level(dBm)	Freq(Hz)	Level(dBm)	Freq(Hz)	Level(dBm)	Port
2.44952G	0.84	-29.16	147.65M	-48.33	2.39976G	-44.72	2.4G	-46.43	2.48722G	-45.27	16.53303G	-42.05	1
2.44952G	0.84	-29.16	99.85M	-46.81	2.39828G	-48.46	2.4G	-52.17	2.48446G	-51.59	17.49219G	-42.53	2

802.11ax HEW40_Nss1,(MCS0)_2TX **CSENdB**

2452MHz

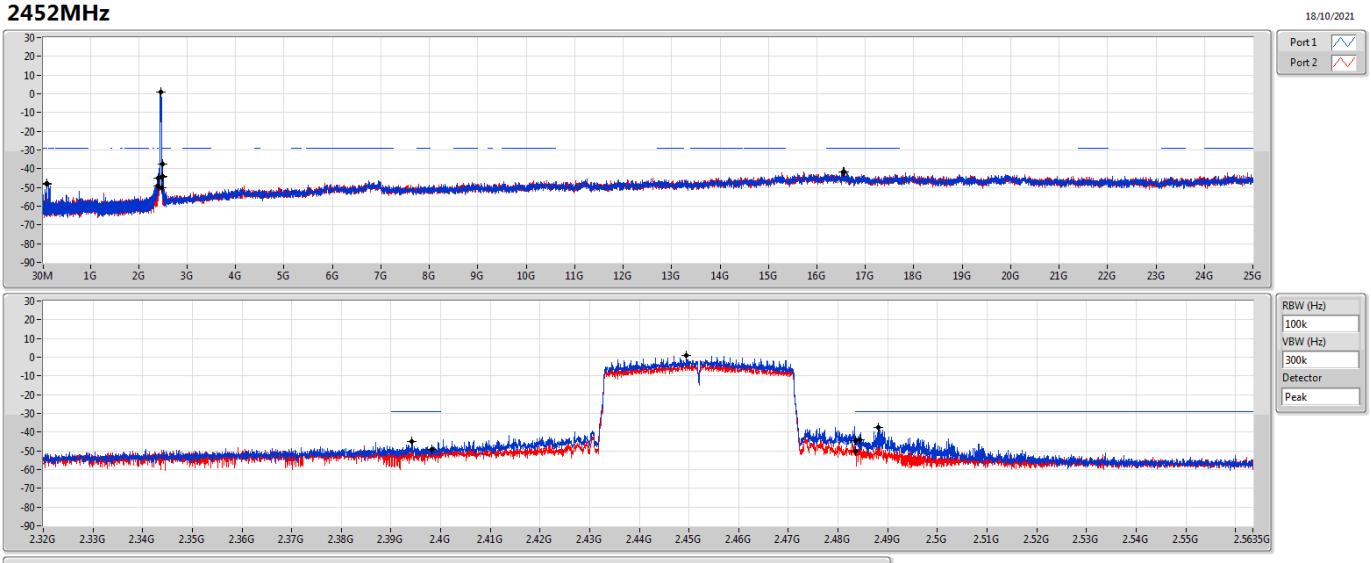

Ref(Hz)	Ref(dBm)	Limit(dBm)	Freq(Hz)	Level(dBm)	Freq(Hz)	Level(dBm)	Freq(Hz)	Level(dBm)	Freq(Hz)	Level(dBm)	Freq(Hz)	Level(dBm)	Port
2.44952G	0.84	-29.16	99.85M	-47.94	2.39424G	-44.87	2.4835G	-44.58	2.48818G	-37.57	16.54144G	-41.73	1
2.44952G	0.84	-29.16	99.56M	-48.40	2.39824G	-49.41	2.4835G	-50.33	2.48442G	-44.18	16.55546G	-41.72	2

Summary

Mode	Result	Type	Freq (Hz)	Level (dBuV/m)	Limit (dBuV/m)	Margin (dB)	Dist (m)	Condition	Azimuth (°)	Height (m)	Comments
2.4-2.4835GHz	-	-	-	-	-	-	-	-	-	-	-
802.11ax HEW40_Nss1,(MCS0)_2TX	Pass	PK	957.32M	35.13	46.00	-10.87	3	Vertical	0	1.00	-

Result

Mode	Result	Type	Freq (Hz)	Level (dBuV/m)	Limit (dBuV/m)	Margin (dB)	Dist (m)	Condition	Azimuth (°)	Height (m)	Comments
802.11ax HEW40_Nss1,(MCS0)_2TX	-	-	-	-	-	-	-	-	-	-	-
2437MHz	Pass	PK	66.86M	24.68	40.00	-15.32	3	Vertical	0	1.00	-
2437MHz	Pass	PK	125.06M	18.34	43.50	-25.16	3	Vertical	0	1.00	-
2437MHz	Pass	PK	239.52M	19.22	46.00	-26.78	3	Vertical	0	1.00	-
2437MHz	Pass	PK	536.34M	26.65	46.00	-19.35	3	Vertical	0	1.00	-
2437MHz	Pass	PK	685.72M	27.00	46.00	-19.00	3	Vertical	0	1.00	-
2437MHz	Pass	PK	957.32M	35.13	46.00	-10.87	3	Vertical	0	1.00	-
2437MHz	Pass	PK	30M	21.18	40.00	-18.82	3	Horizontal	360	1.00	-
2437MHz	Pass	PK	99.84M	15.56	43.50	-27.94	3	Horizontal	360	1.00	-
2437MHz	Pass	PK	239.52M	27.71	46.00	-18.29	3	Horizontal	360	1.00	-
2437MHz	Pass	PK	394.72M	22.13	46.00	-23.87	3	Horizontal	360	1.00	-
2437MHz	Pass	PK	617.82M	25.11	46.00	-20.89	3	Horizontal	360	1.00	-
2437MHz	Pass	PK	957.32M	33.70	46.00	-12.30	3	Horizontal	360	1.00	-

802.11ax HEW40_Nss1,(MCS0)_2TX

2437MHz_DC Power Supply

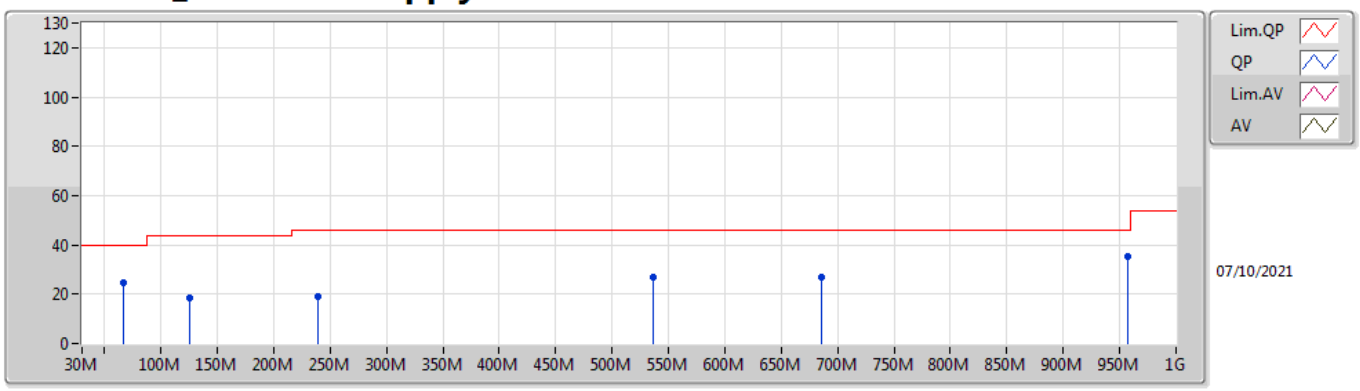

Type	Freq	Level	Limit	Margin	Factor	Dist	Condition	Azimuth	Height	Comment	Raw	AF	CL	PA
	(Hz)	(dBuV/m)	(dBuV/m)	(dB)	(dB)	(m)		(°)	(m)		(dBuV)	(dB)	(dB)	(dB)
PK	66.86M	24.68	40.00	-15.32	-24.87	3	Vertical	0	1.00	-	49.55	11.31	0.83	37.01
PK	125.06M	18.34	43.50	-25.16	-18.75	3	Vertical	0	1.00	-	37.09	16.76	1.10	36.61
PK	239.52M	19.22	46.00	-26.78	-18.55	3	Vertical	0	1.00	-	37.77	16.35	1.46	36.36
PK	536.34M	26.65	46.00	-19.35	-11.62	3	Vertical	0	1.00	-	38.27	23.10	2.34	37.06
PK	685.72M	27.00	46.00	-19.00	-8.92	3	Vertical	0	1.00	-	35.92	25.70	2.66	37.28
PK	957.32M	35.13	46.00	-10.87	-4.25	3	Vertical	0	1.00	-	39.38	30.14	3.11	37.50

802.11ax HEW40_Nss1,(MCS0)_2TX

2437MHz_DC Power Supply

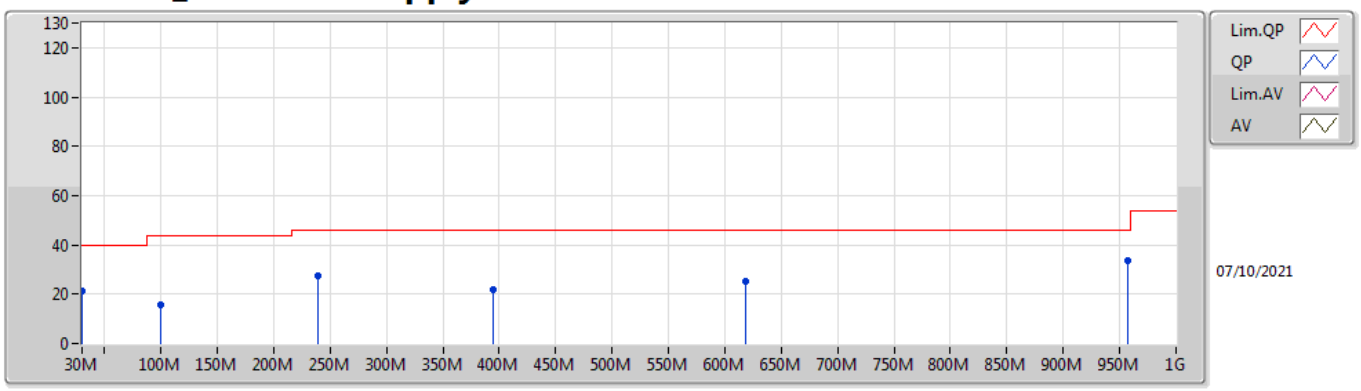

Type	Freq	Level	Limit	Margin	Factor	Dist	Condition	Azimuth	Height	Comment	Raw	AF	CL	PA
	(Hz)	(dBuV/m)	(dBuV/m)	(dB)	(dB)	(m)		(°)	(m)		(dBuV)	(dB)	(dB)	(dB)
PK	30M	21.18	40.00	-18.82	-12.86	3	Horizontal	360	1.00	-	34.04	23.73	0.56	37.15
PK	99.84M	15.56	43.50	-27.94	-20.52	3	Horizontal	360	1.00	-	36.08	15.13	0.97	36.62
PK	239.52M	27.71	46.00	-18.29	-18.55	3	Horizontal	360	1.00	-	46.26	16.35	1.46	36.36
PK	394.72M	22.13	46.00	-23.87	-13.88	3	Horizontal	360	1.00	-	36.01	20.79	1.90	36.57
PK	617.82M	25.11	46.00	-20.89	-9.36	3	Horizontal	360	1.00	-	34.47	25.29	2.52	37.17
PK	957.32M	33.70	46.00	-12.30	-4.25	3	Horizontal	360	1.00	-	37.95	30.14	3.11	37.50

Summary

Mode	Result	Type	Freq (Hz)	Level (dBuV/m)	Limit (dBuV/m)	Margin (dB)	Dist (m)	Condition	Azimuth (°)	Height (m)	Comments
2.4-2.4835GHz	-	-	-	-	-	-	-	-	-	-	-
802.11b_Nss1,(1Mbps)_2TX	Pass	AV	4.82398G	53.28	54.00	-0.72	3	Vertical	243	1.97	-
802.11g_Nss1,(6Mbps)_2TX	Pass	AV	2.4835G	53.77	54.00	-0.23	3	Vertical	166	1.66	-
802.11ax HEW20_Nss1,(MCS0)_2TX	Pass	AV	2.4835G	49.62	54.00	-4.38	3	Vertical	184	2.36	-
802.11ax HEW40_Nss1,(MCS0)_2TX	Pass	PK	2.4928G	71.19	74.00	-2.81	3	Vertical	189	1.69	-

Result

Mode	Result	Type	Freq (Hz)	Level (dBuV/m)	Limit (dBuV/m)	Margin (dB)	Dist (m)	Condition	Azimuth (°)	Height (m)	Comments
802.11b_Nss1,(1Mbps)_2TX	-	-	-	-	-	-	-	-	-	-	-
2412MHz	Pass	AV	2.3836G	49.16	54.00	-4.84	3	Vertical	165	1.62	-
2412MHz	Pass	AV	2.4138G	109.52	Inf	-Inf	3	Vertical	165	1.62	-
2412MHz	Pass	PK	2.3848G	61.43	74.00	-12.57	3	Vertical	165	1.62	-
2412MHz	Pass	PK	2.4128G	111.89	Inf	-Inf	3	Vertical	165	1.62	-
2412MHz	Pass	AV	2.3868G	45.25	54.00	-8.75	3	Horizontal	10	1.07	-
2412MHz	Pass	AV	2.4128G	103.22	Inf	-Inf	3	Horizontal	10	1.07	-
2412MHz	Pass	PK	2.3886G	58.15	74.00	-15.85	3	Horizontal	10	1.07	-
2412MHz	Pass	PK	2.4128G	105.71	Inf	-Inf	3	Horizontal	10	1.07	-
2412MHz	Pass	AV	4.82398G	53.28	54.00	-0.72	3	Vertical	243	1.97	-
2412MHz	Pass	PK	4.82396G	55.80	74.00	-18.20	3	Vertical	243	1.97	-
2412MHz	Pass	AV	4.82399G	49.73	54.00	-4.27	3	Horizontal	25	2.18	-
2412MHz	Pass	PK	4.82391G	53.23	74.00	-20.77	3	Horizontal	25	2.18	-
2437MHz	Pass	AV	2.3858G	45.49	54.00	-8.51	3	Vertical	187	1.58	-
2437MHz	Pass	AV	2.4362G	110.26	Inf	-Inf	3	Vertical	187	1.58	-
2437MHz	Pass	AV	2.4874G	46.10	54.00	-7.90	3	Vertical	187	1.58	-
2437MHz	Pass	PK	2.3598G	58.35	74.00	-15.65	3	Vertical	187	1.58	-
2437MHz	Pass	PK	2.4362G	112.49	Inf	-Inf	3	Vertical	187	1.58	-
2437MHz	Pass	PK	2.4906G	58.38	74.00	-15.62	3	Vertical	187	1.58	-
2437MHz	Pass	AV	2.3834G	44.53	54.00	-9.47	3	Horizontal	173	2.26	-
2437MHz	Pass	AV	2.4362G	102.01	Inf	-Inf	3	Horizontal	173	2.26	-
2437MHz	Pass	AV	2.497G	44.66	54.00	-9.34	3	Horizontal	173	2.26	-
2437MHz	Pass	PK	2.3602G	57.81	74.00	-16.19	3	Horizontal	173	2.26	-
2437MHz	Pass	PK	2.4362G	104.31	Inf	-Inf	3	Horizontal	173	2.26	-
2437MHz	Pass	PK	2.4934G	57.72	74.00	-16.28	3	Horizontal	173	2.26	-
2437MHz	Pass	AV	4.87398G	49.71	54.00	-4.29	3	Vertical	242	1.97	-
2437MHz	Pass	PK	4.87401G	53.05	74.00	-20.95	3	Vertical	242	1.97	-
2437MHz	Pass	AV	4.874G	45.34	54.00	-8.66	3	Horizontal	28	1.00	-
2437MHz	Pass	PK	4.87379G	50.64	74.00	-23.36	3	Horizontal	28	1.00	-
2457MHz	Pass	AV	2.4578G	108.21	Inf	-Inf	3	Vertical	164	1.61	-
2457MHz	Pass	AV	2.4836G	49.61	54.00	-4.39	3	Vertical	164	1.61	-
2457MHz	Pass	PK	2.4578G	110.60	Inf	-Inf	3	Vertical	164	1.61	-
2457MHz	Pass	PK	2.4835G	60.37	74.00	-13.63	3	Vertical	164	1.61	-
2457MHz	Pass	AV	2.4578G	102.36	Inf	-Inf	3	Horizontal	15	1.98	-
2457MHz	Pass	AV	2.4836G	45.21	54.00	-8.79	3	Horizontal	15	1.98	-
2457MHz	Pass	PK	2.4578G	104.80	Inf	-Inf	3	Horizontal	15	1.98	-
2457MHz	Pass	PK	2.4946G	57.40	74.00	-16.60	3	Horizontal	15	1.98	-
2462MHz	Pass	AV	2.4632G	107.88	Inf	-Inf	3	Vertical	164	1.62	-
2462MHz	Pass	AV	2.4835G	51.33	54.00	-2.67	3	Vertical	164	1.62	-
2462MHz	Pass	PK	2.4628G	110.24	Inf	-Inf	3	Vertical	164	1.62	-
2462MHz	Pass	PK	2.4838G	60.33	74.00	-13.67	3	Vertical	164	1.62	-
2462MHz	Pass	AV	2.4632G	101.84	Inf	-Inf	3	Horizontal	14	2.80	-
2462MHz	Pass	AV	2.4835G	46.34	54.00	-7.66	3	Horizontal	14	2.80	-
2462MHz	Pass	PK	2.4628G	104.33	Inf	-Inf	3	Horizontal	14	2.80	-
2462MHz	Pass	PK	2.4852G	57.41	74.00	-16.59	3	Horizontal	14	2.80	-
2462MHz	Pass	AV	4.924G	47.20	54.00	-6.80	3	Vertical	240	2.00	-
2462MHz	Pass	PK	4.92407G	51.62	74.00	-22.38	3	Vertical	240	2.00	-
2462MHz	Pass	AV	4.92398G	42.65	54.00	-11.35	3	Horizontal	63	1.10	-
2462MHz	Pass	PK	4.92385G	48.95	74.00	-25.05	3	Horizontal	63	1.10	-
802.11g_Nss1,(6Mbps)_2TX	-	-	-	-	-	-	-	-	-	-	-
2412MHz	Pass	AV	2.39G	53.09	54.00	-0.91	3	Vertical	169	1.78	-
2412MHz	Pass	AV	2.4106G	103.89	Inf	-Inf	3	Vertical	169	1.78	-
2412MHz	Pass	PK	2.3898G	70.25	74.00	-3.75	3	Vertical	169	1.78	-
2412MHz	Pass	PK	2.4112G	112.77	Inf	-Inf	3	Vertical	169	1.78	-
2412MHz	Pass	AV	2.39G	47.07	54.00	-6.93	3	Horizontal	6	1.50	-
2412MHz	Pass	AV	2.4112G	97.04	Inf	-Inf	3	Horizontal	6	1.50	-
2412MHz	Pass	PK	2.3864G	62.60	74.00	-11.40	3	Horizontal	6	1.50	-
2412MHz	Pass	PK	2.4112G	105.58	Inf	-Inf	3	Horizontal	6	1.50	-
2412MHz	Pass	AV	4.824G	39.13	54.00	-14.87	3	Vertical	243	1.96	-
2412MHz	Pass	PK	4.82373G	53.47	74.00	-20.53	3	Vertical	243	1.96	-
2412MHz	Pass	AV	4.82381G	36.10	54.00	-17.90	3	Horizontal	26	2.18	-

Mode	Result	Type	Freq (Hz)	Level (dBuV/m)	Limit (dBuV/m)	Margin (dB)	Dist (m)	Condition	Azimuth (°)	Height (m)	Comments
2412MHz	Pass	PK	4.82368G	48.83	74.00	-25.17	3	Horizontal	26	2.18	-
2437MHz	Pass	AV	2.3898G	52.61	54.00	-1.39	3	Vertical	187	1.55	-
2437MHz	Pass	AV	2.4374G	103.97	Inf	-Inf	3	Vertical	187	1.55	-
2437MHz	Pass	AV	2.4858G	53.19	54.00	-0.81	3	Vertical	187	1.55	-
2437MHz	Pass	PK	2.3786G	68.59	74.00	-5.41	3	Vertical	187	1.55	-
2437MHz	Pass	PK	2.4378G	113.48	Inf	-Inf	3	Vertical	187	1.55	-
2437MHz	Pass	PK	2.4902G	66.95	74.00	-7.05	3	Vertical	187	1.55	-
2437MHz	Pass	AV	2.3894G	49.46	54.00	-4.54	3	Horizontal	253	2.91	-
2437MHz	Pass	AV	2.4386G	98.59	Inf	-Inf	3	Horizontal	253	2.91	-
2437MHz	Pass	AV	2.4835G	47.63	54.00	-6.37	3	Horizontal	253	2.91	-
2437MHz	Pass	PK	2.3898G	64.14	74.00	-9.86	3	Horizontal	253	2.91	-
2437MHz	Pass	PK	2.4398G	107.29	Inf	-Inf	3	Horizontal	253	2.91	-
2437MHz	Pass	PK	2.4858G	60.83	74.00	-13.17	3	Horizontal	253	2.91	-
2437MHz	Pass	AV	4.87406G	36.92	54.00	-17.08	3	Vertical	242	2.15	-
2437MHz	Pass	PK	4.8735G	50.33	74.00	-23.67	3	Vertical	242	2.15	-
2437MHz	Pass	AV	4.8736G	35.70	54.00	-18.30	3	Horizontal	202	2.41	-
2437MHz	Pass	PK	4.87338G	49.75	74.00	-24.25	3	Horizontal	202	2.41	-
2457MHz	Pass	AV	2.4578G	102.43	Inf	-Inf	3	Vertical	186	1.48	-
2457MHz	Pass	AV	2.4836G	53.76	54.00	-0.24	3	Vertical	186	1.48	-
2457MHz	Pass	PK	2.4576G	111.77	Inf	-Inf	3	Vertical	186	1.48	-
2457MHz	Pass	PK	2.4835G	72.11	74.00	-1.89	3	Vertical	186	1.48	-
2457MHz	Pass	AV	2.4584G	95.84	Inf	-Inf	3	Horizontal	12	1.28	-
2457MHz	Pass	AV	2.4835G	47.95	54.00	-6.05	3	Horizontal	12	1.28	-
2457MHz	Pass	PK	2.4584G	105.21	Inf	-Inf	3	Horizontal	12	1.28	-
2457MHz	Pass	PK	2.4844G	63.48	74.00	-10.52	3	Horizontal	12	1.28	-
2462MHz	Pass	AV	2.461G	100.92	Inf	-Inf	3	Vertical	166	1.66	-
2462MHz	Pass	AV	2.4835G	53.77	54.00	-0.23	3	Vertical	166	1.66	-
2462MHz	Pass	PK	2.4608G	109.65	Inf	-Inf	3	Vertical	166	1.66	-
2462MHz	Pass	PK	2.4868G	70.07	74.00	-3.93	3	Vertical	166	1.66	-
2462MHz	Pass	AV	2.4614G	96.75	Inf	-Inf	3	Horizontal	245	2.80	-
2462MHz	Pass	AV	2.4835G	49.09	54.00	-4.91	3	Horizontal	245	2.80	-
2462MHz	Pass	PK	2.461G	105.49	Inf	-Inf	3	Horizontal	245	2.80	-
2462MHz	Pass	PK	2.4835G	62.43	74.00	-11.57	3	Horizontal	245	2.80	-
2462MHz	Pass	AV	4.92352G	33.60	54.00	-20.40	3	Vertical	242	2.13	-
2462MHz	Pass	PK	4.92334G	47.07	74.00	-26.93	3	Vertical	242	2.13	-
2462MHz	Pass	AV	4.92353G	32.53	54.00	-21.47	3	Horizontal	66	1.99	-
2462MHz	Pass	PK	4.92274G	45.03	74.00	-28.97	3	Horizontal	66	1.99	-
802.11ax HEW20_Nss1,(MCS0)_2TX	-	-	-	-	-	-	-	-	-	-	-
2412MHz	Pass	AV	2.39G	47.20	54.00	-6.80	3	Vertical	161	1.60	-
2412MHz	Pass	AV	2.4104G	98.30	Inf	-Inf	3	Vertical	161	1.60	-
2412MHz	Pass	PK	2.3848G	59.64	74.00	-14.36	3	Vertical	161	1.60	-
2412MHz	Pass	PK	2.4128G	109.71	Inf	-Inf	3	Vertical	161	1.60	-
2412MHz	Pass	AV	2.3816G	45.31	54.00	-8.69	3	Horizontal	6	1.08	-
2412MHz	Pass	AV	2.4126G	91.38	Inf	-Inf	3	Horizontal	6	1.08	-
2412MHz	Pass	PK	2.3778G	59.05	74.00	-14.95	3	Horizontal	6	1.08	-
2412MHz	Pass	PK	2.4078G	104.11	Inf	-Inf	3	Horizontal	6	1.08	-
2412MHz	Pass	AV	4.82649G	32.95	54.00	-21.05	3	Vertical	241	1.50	-
2412MHz	Pass	PK	4.82256G	45.86	74.00	-28.14	3	Vertical	241	1.50	-
2412MHz	Pass	AV	4.82153G	31.99	54.00	-22.01	3	Horizontal	338	1.50	-
2412MHz	Pass	PK	4.8241G	44.23	74.00	-29.77	3	Horizontal	338	1.50	-
2417MHz	Pass	AV	2.3748G	47.97	54.00	-6.03	3	Vertical	167	1.22	-
2417MHz	Pass	AV	2.4178G	98.38	Inf	-Inf	3	Vertical	167	1.22	-
2417MHz	Pass	PK	2.39G	60.47	74.00	-13.53	3	Vertical	167	1.22	-
2417MHz	Pass	PK	2.4148G	109.84	Inf	-Inf	3	Vertical	167	1.22	-
2417MHz	Pass	AV	2.3708G	45.73	54.00	-8.27	3	Horizontal	163	2.30	-
2417MHz	Pass	AV	2.415G	91.58	Inf	-Inf	3	Horizontal	163	2.30	-
2417MHz	Pass	PK	2.384G	58.19	74.00	-15.81	3	Horizontal	163	2.30	-
2417MHz	Pass	PK	2.4122G	102.98	Inf	-Inf	3	Horizontal	163	2.30	-
2437MHz	Pass	AV	2.3862G	47.22	54.00	-6.78	3	Vertical	188	1.54	-
2437MHz	Pass	AV	2.4362G	98.36	Inf	-Inf	3	Vertical	188	1.54	-
2437MHz	Pass	AV	2.4866G	48.53	54.00	-5.47	3	Vertical	188	1.54	-
2437MHz	Pass	PK	2.3702G	59.70	74.00	-14.30	3	Vertical	188	1.54	-

Mode	Result	Type	Freq (Hz)	Level (dBuV/m)	Limit (dBuV/m)	Margin (dB)	Dist (m)	Condition	Azimuth (°)	Height (m)	Comments
2437MHz	Pass	PK	2.4382G	109.74	Inf	-Inf	3	Vertical	188	1.54	-
2437MHz	Pass	PK	2.485G	60.33	74.00	-13.67	3	Vertical	188	1.54	-
2437MHz	Pass	AV	2.3742G	45.44	54.00	-8.56	3	Horizontal	9	2.25	-
2437MHz	Pass	AV	2.439G	91.60	Inf	-Inf	3	Horizontal	9	2.25	-
2437MHz	Pass	AV	2.4926G	45.43	54.00	-8.57	3	Horizontal	9	2.25	-
2437MHz	Pass	PK	2.3742G	58.40	74.00	-15.60	3	Horizontal	9	2.25	-
2437MHz	Pass	PK	2.4362G	102.62	Inf	-Inf	3	Horizontal	9	2.25	-
2437MHz	Pass	PK	2.487G	57.02	74.00	-16.98	3	Horizontal	9	2.25	-
2437MHz	Pass	AV	4.87371G	31.92	54.00	-22.08	3	Vertical	73	2.73	-
2437MHz	Pass	PK	4.87405G	44.27	74.00	-29.73	3	Vertical	73	2.73	-
2437MHz	Pass	AV	4.87349G	31.60	54.00	-22.40	3	Horizontal	63	1.50	-
2437MHz	Pass	PK	4.87207G	44.30	74.00	-29.70	3	Horizontal	63	1.50	-
2457MHz	Pass	AV	2.4562G	98.18	Inf	-Inf	3	Vertical	187	1.50	-
2457MHz	Pass	AV	2.4846G	48.99	54.00	-5.01	3	Vertical	187	1.50	-
2457MHz	Pass	PK	2.456G	110.29	Inf	-Inf	3	Vertical	187	1.50	-
2457MHz	Pass	PK	2.4892G	61.22	74.00	-12.78	3	Vertical	187	1.50	-
2457MHz	Pass	AV	2.4564G	91.47	Inf	-Inf	3	Horizontal	15	1.27	-
2457MHz	Pass	AV	2.4846G	45.95	54.00	-8.05	3	Horizontal	15	1.27	-
2457MHz	Pass	PK	2.4586G	103.42	Inf	-Inf	3	Horizontal	15	1.27	-
2457MHz	Pass	PK	2.4918G	58.97	74.00	-15.03	3	Horizontal	15	1.27	-
2462MHz	Pass	AV	2.4596G	97.63	Inf	-Inf	3	Vertical	184	2.36	-
2462MHz	Pass	AV	2.4835G	49.62	54.00	-4.38	3	Vertical	184	2.36	-
2462MHz	Pass	PK	2.4642G	109.20	Inf	-Inf	3	Vertical	184	2.36	-
2462MHz	Pass	PK	2.4844G	63.72	74.00	-10.28	3	Vertical	184	2.36	-
2462MHz	Pass	AV	2.4628G	91.59	Inf	-Inf	3	Horizontal	15	1.50	-
2462MHz	Pass	AV	2.4835G	46.58	54.00	-7.42	3	Horizontal	15	1.50	-
2462MHz	Pass	PK	2.4654G	103.11	Inf	-Inf	3	Horizontal	15	1.50	-
2462MHz	Pass	PK	2.4868G	58.90	74.00	-15.10	3	Horizontal	15	1.50	-
2462MHz	Pass	AV	4.92366G	31.97	54.00	-22.03	3	Vertical	170	1.97	-
2462MHz	Pass	PK	4.92211G	45.37	74.00	-28.63	3	Vertical	170	1.97	-
2462MHz	Pass	AV	4.922G	32.08	54.00	-21.92	3	Horizontal	181	1.57	-
2462MHz	Pass	PK	4.9259G	44.62	74.00	-29.38	3	Horizontal	181	1.57	-
802.11ax HEW40_Nss1,(MCS0)_2TX	-	-	-	-	-	-	-	-	-	-	-
2422MHz	Pass	AV	2.39G	48.31	54.00	-5.69	3	Vertical	172	1.69	-
2422MHz	Pass	AV	2.42G	89.63	Inf	-Inf	3	Vertical	172	1.69	-
2422MHz	Pass	AV	2.4884G	48.71	54.00	-5.29	3	Vertical	172	1.69	-
2422MHz	Pass	PK	2.388G	64.19	74.00	-9.81	3	Vertical	172	1.69	-
2422MHz	Pass	PK	2.42G	107.37	Inf	-Inf	3	Vertical	172	1.69	-
2422MHz	Pass	PK	2.484G	61.66	74.00	-12.34	3	Vertical	172	1.69	-
2422MHz	Pass	AV	2.3896G	45.18	54.00	-8.82	3	Horizontal	3	1.00	-
2422MHz	Pass	AV	2.42G	83.52	Inf	-Inf	3	Horizontal	3	1.00	-
2422MHz	Pass	AV	2.486G	46.09	54.00	-7.91	3	Horizontal	3	1.00	-
2422MHz	Pass	PK	2.3816G	57.93	74.00	-16.07	3	Horizontal	3	1.00	-
2422MHz	Pass	PK	2.4176G	99.74	Inf	-Inf	3	Horizontal	3	1.00	-
2422MHz	Pass	PK	2.488G	58.09	74.00	-15.91	3	Horizontal	3	1.00	-
2422MHz	Pass	AV	4.84392G	33.09	54.00	-20.91	3	Vertical	72	2.40	-
2422MHz	Pass	PK	4.84384G	46.18	74.00	-27.82	3	Vertical	72	2.40	-
2422MHz	Pass	AV	4.84324G	32.22	54.00	-21.78	3	Horizontal	322	1.50	-
2422MHz	Pass	PK	4.84496G	44.71	74.00	-29.29	3	Horizontal	322	1.50	-
2437MHz	Pass	AV	2.3898G	47.37	54.00	-6.63	3	Vertical	188	1.48	-
2437MHz	Pass	AV	2.4398G	89.61	Inf	-Inf	3	Vertical	188	1.48	-
2437MHz	Pass	AV	2.4846G	47.82	54.00	-6.18	3	Vertical	188	1.48	-
2437MHz	Pass	PK	2.3898G	59.72	74.00	-14.28	3	Vertical	188	1.48	-
2437MHz	Pass	PK	2.4422G	108.94	Inf	-Inf	3	Vertical	188	1.48	-
2437MHz	Pass	PK	2.4858G	63.18	74.00	-10.82	3	Vertical	188	1.48	-
2437MHz	Pass	AV	2.3378G	45.39	54.00	-8.61	3	Horizontal	6	2.27	-
2437MHz	Pass	AV	2.433G	83.99	Inf	-Inf	3	Horizontal	6	2.27	-
2437MHz	Pass	AV	2.4982G	45.39	54.00	-8.61	3	Horizontal	6	2.27	-
2437MHz	Pass	PK	2.3686G	57.80	74.00	-16.20	3	Horizontal	6	2.27	-
2437MHz	Pass	PK	2.4346G	100.95	Inf	-Inf	3	Horizontal	6	2.27	-
2437MHz	Pass	PK	2.4854G	57.54	74.00	-16.46	3	Horizontal	6	2.27	-
2437MHz	Pass	AV	4.87369G	31.88	54.00	-22.12	3	Vertical	102	1.50	-

Mode	Result	Type	Freq (Hz)	Level (dBuV/m)	Limit (dBuV/m)	Margin (dB)	Dist (m)	Condition	Azimuth (°)	Height (m)	Comments
2437MHz	Pass	PK	4.87429G	44.56	74.00	-29.44	3	Vertical	102	1.50	-
2437MHz	Pass	AV	4.87421G	31.53	54.00	-22.47	3	Horizontal	0	1.08	-
2437MHz	Pass	PK	4.87416G	44.13	74.00	-29.87	3	Horizontal	0	1.08	-
2447MHz	Pass	AV	2.3886G	46.63	54.00	-7.37	3	Vertical	187	1.50	-
2447MHz	Pass	AV	2.4458G	89.56	Inf	-Inf	3	Vertical	187	1.50	-
2447MHz	Pass	AV	2.4835G	49.84	54.00	-4.16	3	Vertical	187	1.50	-
2447MHz	Pass	PK	2.3898G	62.01	74.00	-11.99	3	Vertical	187	1.50	-
2447MHz	Pass	PK	2.4462G	108.26	Inf	-Inf	3	Vertical	187	1.50	-
2447MHz	Pass	PK	2.485G	69.20	74.00	-4.80	3	Vertical	187	1.50	-
2447MHz	Pass	AV	2.3534G	44.91	54.00	-9.09	3	Horizontal	16	1.60	-
2447MHz	Pass	AV	2.4442G	83.63	Inf	-Inf	3	Horizontal	16	1.60	-
2447MHz	Pass	AV	2.489G	45.76	54.00	-8.24	3	Horizontal	16	1.60	-
2447MHz	Pass	PK	2.377G	57.53	74.00	-16.47	3	Horizontal	16	1.60	-
2447MHz	Pass	PK	2.4414G	100.40	Inf	-Inf	3	Horizontal	16	1.60	-
2447MHz	Pass	PK	2.485G	60.64	74.00	-13.36	3	Horizontal	16	1.60	-
2452MHz	Pass	AV	2.3644G	46.42	54.00	-7.58	3	Vertical	189	1.69	-
2452MHz	Pass	AV	2.456G	89.02	Inf	-Inf	3	Vertical	189	1.69	-
2452MHz	Pass	AV	2.4835G	50.49	54.00	-3.51	3	Vertical	189	1.69	-
2452MHz	Pass	PK	2.3884G	61.34	74.00	-12.66	3	Vertical	189	1.69	-
2452MHz	Pass	PK	2.4508G	106.58	Inf	-Inf	3	Vertical	189	1.69	-
2452MHz	Pass	PK	2.4928G	71.19	74.00	-2.81	3	Vertical	189	1.69	-
2452MHz	Pass	AV	2.3848G	44.92	54.00	-9.08	3	Horizontal	15	1.50	-
2452MHz	Pass	AV	2.4544G	83.32	Inf	-Inf	3	Horizontal	15	1.50	-
2452MHz	Pass	AV	2.4864G	46.47	54.00	-7.53	3	Horizontal	15	1.50	-
2452MHz	Pass	PK	2.3836G	58.17	74.00	-15.83	3	Horizontal	15	1.50	-
2452MHz	Pass	PK	2.454G	100.52	Inf	-Inf	3	Horizontal	15	1.50	-
2452MHz	Pass	PK	2.49G	62.95	74.00	-11.05	3	Horizontal	15	1.50	-
2452MHz	Pass	AV	4.90348G	32.21	54.00	-21.79	3	Vertical	241	1.24	-
2452MHz	Pass	PK	4.90404G	45.02	74.00	-28.98	3	Vertical	241	1.24	-
2452MHz	Pass	AV	4.90489G	32.19	54.00	-21.81	3	Horizontal	326	1.22	-
2452MHz	Pass	PK	4.90392G	44.84	74.00	-29.16	3	Horizontal	326	1.22	-

802.11b_Nss1,(1Mbps)_2TX

2412MHz_TX

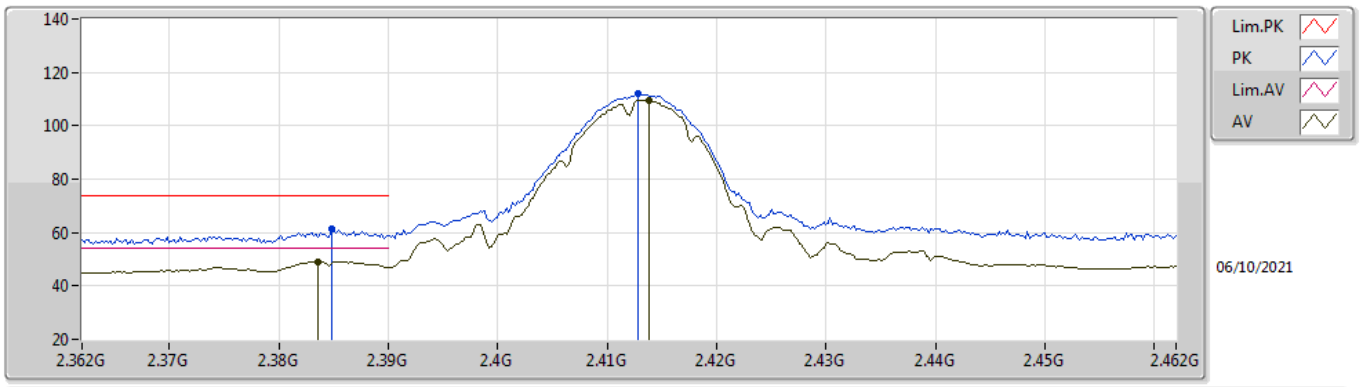

Type	Freq	Level	Limit	Margin	Factor	Dist	Condition	Azimuth	Height	Comment	Raw	AF	CL	PA
	(Hz)	(dBuV/m)	(dBuV/m)	(dB)	(dB)	(m)		(°)	(m)		(dBuV)	(dB)	(dB)	(dB)
AV	2.3836G	49.16	54.00	-4.84	32.23	3	Vertical	165	1.62	-	16.93	27.67	4.56	-
AV	2.4138G	109.52	Inf	-Inf	32.16	3	Vertical	165	1.62	-	77.36	27.57	4.59	-
PK	2.3848G	61.43	74.00	-12.57	32.23	3	Vertical	165	1.62	-	29.20	27.66	4.57	-
PK	2.4128G	111.89	Inf	-Inf	32.16	3	Vertical	165	1.62	-	79.73	27.57	4.59	-

802.11b_Nss1,(1Mbps)_2TX

2412MHz_TX

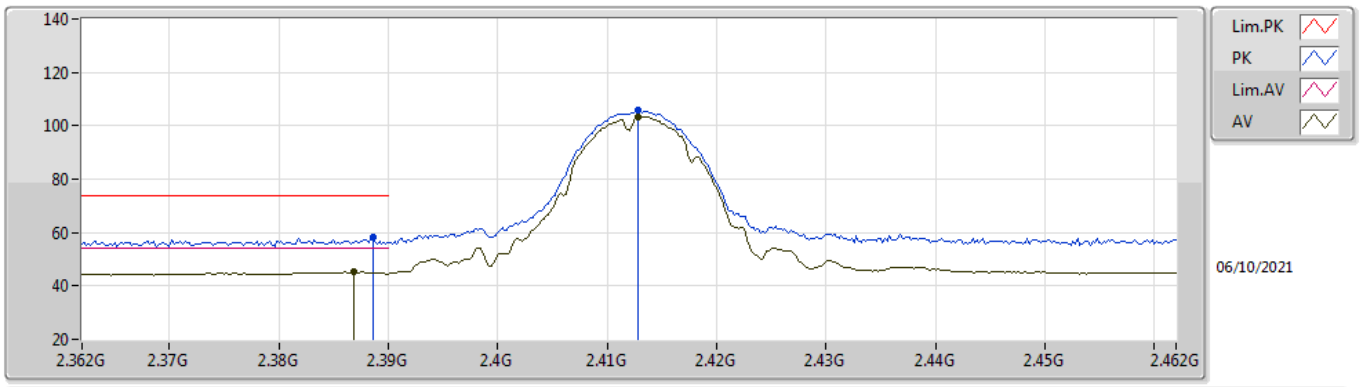

Type	Freq	Level	Limit	Margin	Factor	Dist	Condition	Azimuth	Height	Comment	Raw	AF	CL	PA
	(Hz)	(dBuV/m)	(dBuV/m)	(dB)	(dB)	(m)		(°)	(m)		(dBuV)	(dB)	(dB)	(dB)
AV	2.3868G	45.25	54.00	-8.75	32.22	3	Horizontal	10	1.07	-	13.03	27.65	4.57	-
AV	2.4128G	103.22	Inf	-Inf	32.16	3	Horizontal	10	1.07	-	71.06	27.57	4.59	-
PK	2.3886G	58.15	74.00	-15.85	32.22	3	Horizontal	10	1.07	-	25.93	27.65	4.57	-
PK	2.4128G	105.71	Inf	-Inf	32.16	3	Horizontal	10	1.07	-	73.55	27.57	4.59	-

802.11b_Nss1,(1Mbps)_2TX

2412MHz_TX

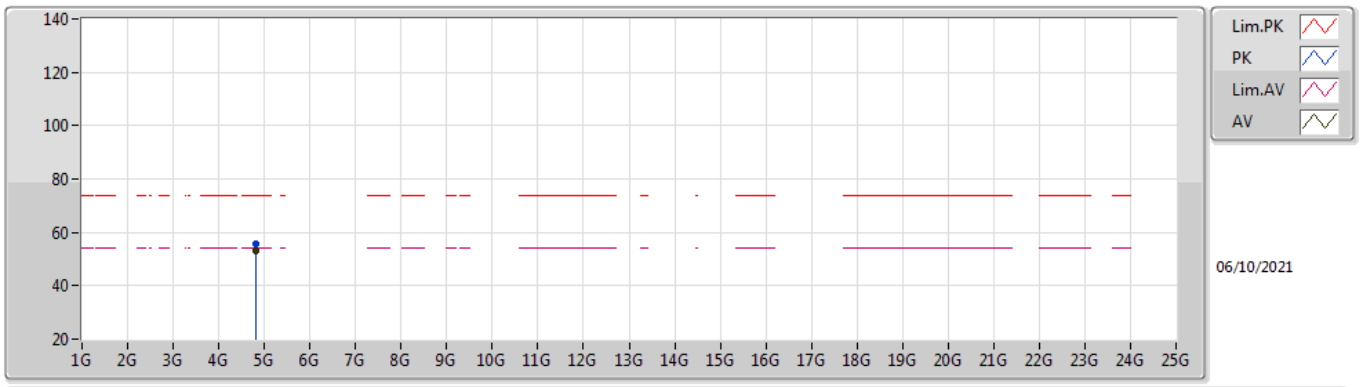

Type	Freq	Level	Limit	Margin	Factor	Dist	Condition	Azimuth	Height	Comment	Raw	AF	CL	PA
	(Hz)	(dBuV/m)	(dBuV/m)	(dB)	(dB)	(m)		(°)	(m)		(dBuV)	(dB)	(dB)	(dB)
AV	4.82398G	53.28	54.00	-0.72	2.97	3	Vertical	243	1.97	-	50.31	31.10	6.68	34.81
PK	4.82396G	55.80	74.00	-18.20	2.97	3	Vertical	243	1.97	-	52.83	31.10	6.68	34.81

802.11b_Nss1,(1Mbps)_2TX

2412MHz_TX

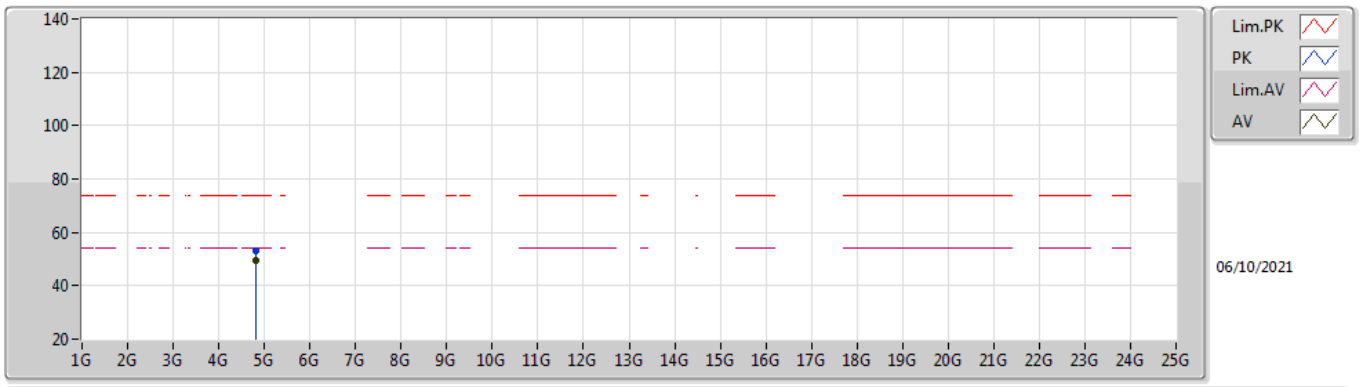

Type	Freq	Level	Limit	Margin	Factor	Dist	Condition	Azimuth	Height	Comment	Raw	AF	CL	PA
	(Hz)	(dBuV/m)	(dBuV/m)	(dB)	(dB)	(m)		(°)	(m)		(dBuV)	(dB)	(dB)	(dB)
AV	4.82399G	49.73	54.00	-4.27	2.97	3	Horizontal	25	2.18	-	46.76	31.10	6.68	34.81
PK	4.82391G	53.23	74.00	-20.77	2.97	3	Horizontal	25	2.18	-	50.26	31.10	6.68	34.81

802.11b_Nss1,(1Mbps)_2TX

2437MHz_TX

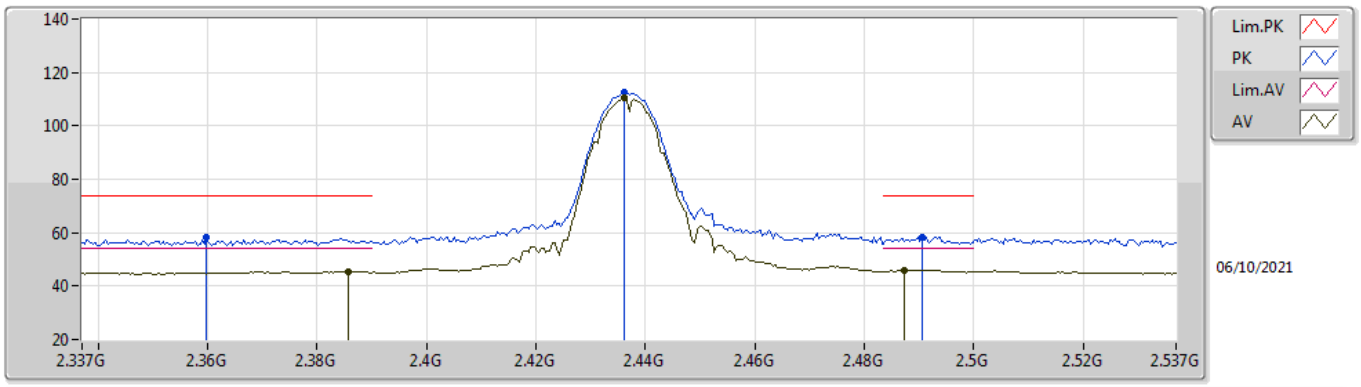

Type	Freq	Level	Limit	Margin	Factor	Dist	Condition	Azimuth	Height	Comment	Raw	AF	CL	PA
	(Hz)	(dBuV/m)	(dBuV/m)	(dB)	(dB)	(m)		(°)	(m)		(dBuV)	(dB)	(dB)	(dB)
AV	2.3858G	45.49	54.00	-8.51	32.23	3	Vertical	187	1.58	-	13.26	27.66	4.57	-
AV	2.4362G	110.26	Inf	-Inf	32.12	3	Vertical	187	1.58	-	78.14	27.53	4.59	-
AV	2.4874G	46.10	54.00	-7.90	32.11	3	Vertical	187	1.58	-	13.99	27.50	4.61	-
PK	2.3598G	58.35	74.00	-15.65	32.30	3	Vertical	187	1.58	-	26.05	27.76	4.54	-
PK	2.4362G	112.49	Inf	-Inf	32.12	3	Vertical	187	1.58	-	80.37	27.53	4.59	-
PK	2.4906G	58.38	74.00	-15.62	32.12	3	Vertical	187	1.58	-	26.26	27.50	4.62	-

802.11b_Nss1,(1Mbps)_2TX

2437MHz_TX

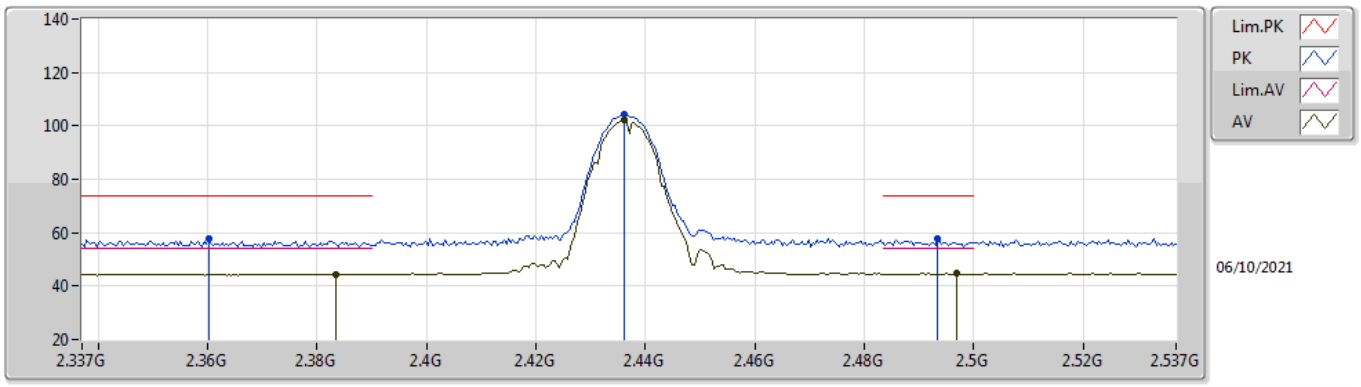

Type	Freq	Level	Limit	Margin	Factor	Dist	Condition	Azimuth	Height	Comment	Raw	AF	CL	PA
	(Hz)	(dBuV/m)	(dBuV/m)	(dB)	(dB)	(m)		(°)	(m)		(dBuV)	(dB)	(dB)	(dB)
AV	2.3834G	44.53	54.00	-9.47	32.23	3	Horizontal	173	2.26	-	12.30	27.67	4.56	-
AV	2.4362G	102.01	Inf	-Inf	32.12	3	Horizontal	173	2.26	-	69.89	27.53	4.59	-
AV	2.497G	44.66	54.00	-9.34	32.12	3	Horizontal	173	2.26	-	12.54	27.50	4.62	-
PK	2.3602G	57.81	74.00	-16.19	32.30	3	Horizontal	173	2.26	-	25.51	27.76	4.54	-
PK	2.4362G	104.31	Inf	-Inf	32.12	3	Horizontal	173	2.26	-	72.19	27.53	4.59	-
PK	2.4934G	57.72	74.00	-16.28	32.12	3	Horizontal	173	2.26	-	25.60	27.50	4.62	-

802.11b_Nss1,(1Mbps)_2TX

2437MHz_TX

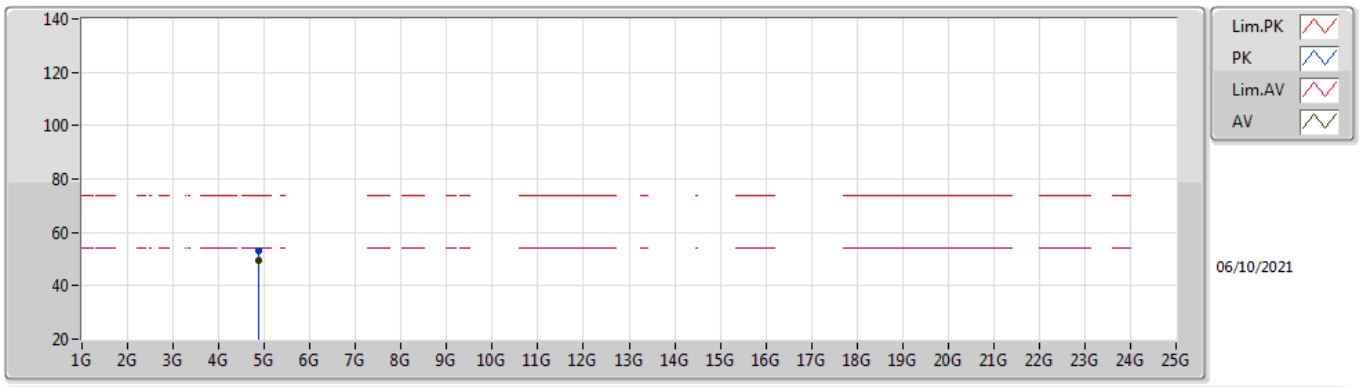

Type	Freq	Level	Limit	Margin	Factor	Dist	Condition	Azimuth	Height	Comment	Raw	AF	CL	PA
	(Hz)	(dBuV/m)	(dBuV/m)	(dB)	(dB)	(m)		(°)	(m)		(dBuV)	(dB)	(dB)	(dB)
AV	4.87398G	49.71	54.00	-4.29	3.03	3	Vertical	242	1.97	-	46.68	31.10	6.72	34.79
PK	4.87401G	53.05	74.00	-20.95	3.03	3	Vertical	242	1.97	-	50.02	31.10	6.72	34.79

802.11b_Nss1,(1Mbps)_2TX

2437MHz_TX

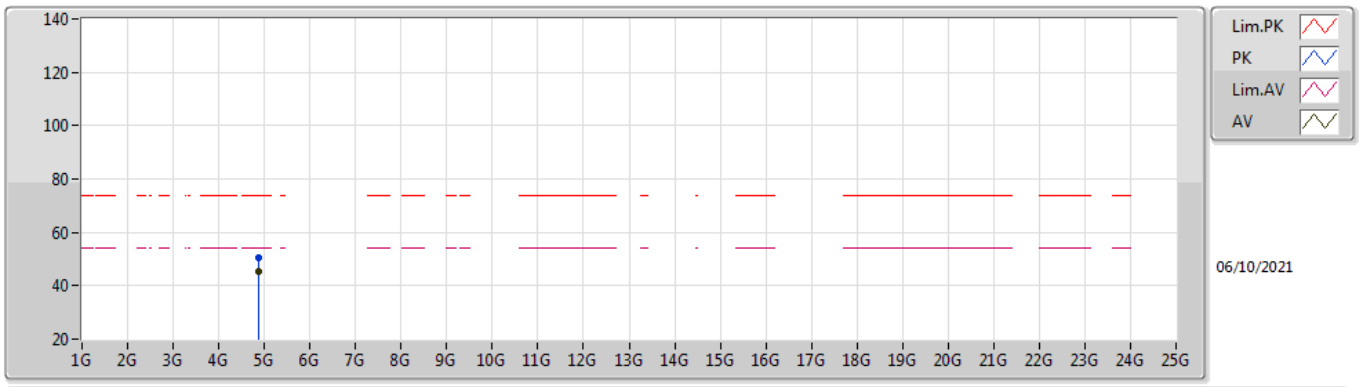

Type	Freq	Level	Limit	Margin	Factor	Dist	Condition	Azimuth	Height	Comment	Raw	AF	CL	PA
	(Hz)	(dBuV/m)	(dBuV/m)	(dB)	(dB)	(m)		(°)	(m)		(dBuV)	(dB)	(dB)	(dB)
AV	4.874G	45.34	54.00	-8.66	3.03	3	Horizontal	28	1.00	-	42.31	31.10	6.72	34.79
PK	4.87379G	50.64	74.00	-23.36	3.03	3	Horizontal	28	1.00	-	47.61	31.10	6.72	34.79

802.11b_Nss1,(1Mbps)_2TX

2457MHz_TX

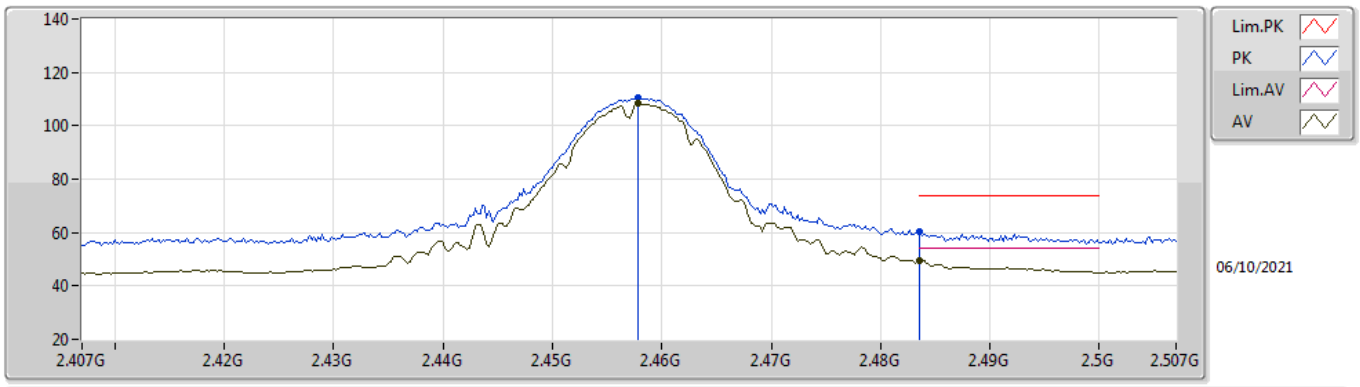

Type	Freq	Level	Limit	Margin	Factor	Dist	Condition	Azimuth	Height	Comment	Raw	AF	CL	PA
	(Hz)	(dBuV/m)	(dBuV/m)	(dB)	(dB)	(m)		(°)	(m)		(dBuV)	(dB)	(dB)	(dB)
AV	2.4578G	108.21	Inf	-Inf	32.10	3	Vertical	164	1.61	-	76.11	27.50	4.60	-
AV	2.4836G	49.61	54.00	-4.39	32.11	3	Vertical	164	1.61	-	17.50	27.50	4.61	-
PK	2.4578G	110.60	Inf	-Inf	32.10	3	Vertical	164	1.61	-	78.50	27.50	4.60	-
PK	2.4835G	60.37	74.00	-13.63	32.11	3	Vertical	164	1.61	-	28.26	27.50	4.61	-

802.11b_Nss1,(1Mbps)_2TX

2457MHz_TX

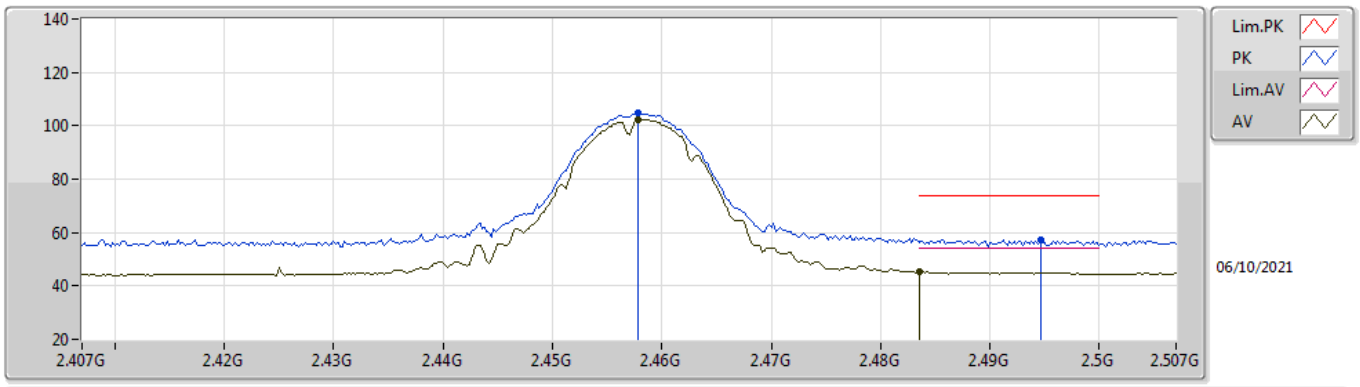

Type	Freq	Level	Limit	Margin	Factor	Dist	Condition	Azimuth	Height	Comment	Raw	AF	CL	PA
	(Hz)	(dBuV/m)	(dBuV/m)	(dB)	(dB)	(m)		(°)	(m)		(dBuV)	(dB)	(dB)	(dB)
AV	2.4578G	102.36	Inf	-Inf	32.10	3	Horizontal	15	1.98	-	70.26	27.50	4.60	-
AV	2.4836G	45.21	54.00	-8.79	32.11	3	Horizontal	15	1.98	-	13.10	27.50	4.61	-
PK	2.4578G	104.80	Inf	-Inf	32.10	3	Horizontal	15	1.98	-	72.70	27.50	4.60	-
PK	2.4946G	57.40	74.00	-16.60	32.12	3	Horizontal	15	1.98	-	25.28	27.50	4.62	-

802.11b_Nss1,(1Mbps)_2TX

2462MHz_TX

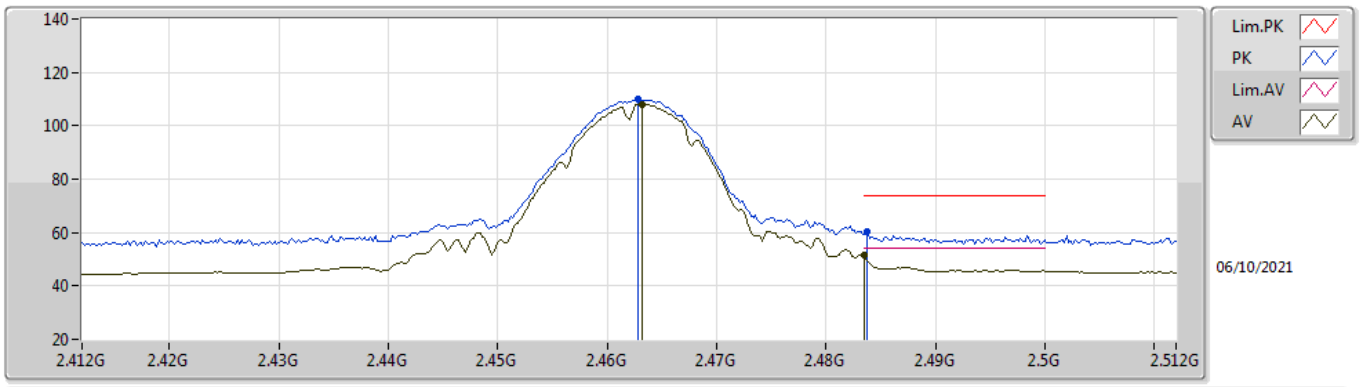

Type	Freq	Level	Limit	Margin	Factor	Dist	Condition	Azimuth	Height	Comment	Raw	AF	CL	PA
	(Hz)	(dBuV/m)	(dBuV/m)	(dB)	(dB)	(m)		(°)	(m)		(dBuV)	(dB)	(dB)	(dB)
AV	2.4632G	107.88	Inf	-Inf	32.11	3	Vertical	164	1.62	-	75.77	27.50	4.61	-
AV	2.4835G	51.33	54.00	-2.67	32.11	3	Vertical	164	1.62	-	19.22	27.50	4.61	-
PK	2.4628G	110.24	Inf	-Inf	32.11	3	Vertical	164	1.62	-	78.13	27.50	4.61	-
PK	2.4838G	60.33	74.00	-13.67	32.11	3	Vertical	164	1.62	-	28.22	27.50	4.61	-

802.11b_Nss1,(1Mbps)_2TX

2462MHz_TX

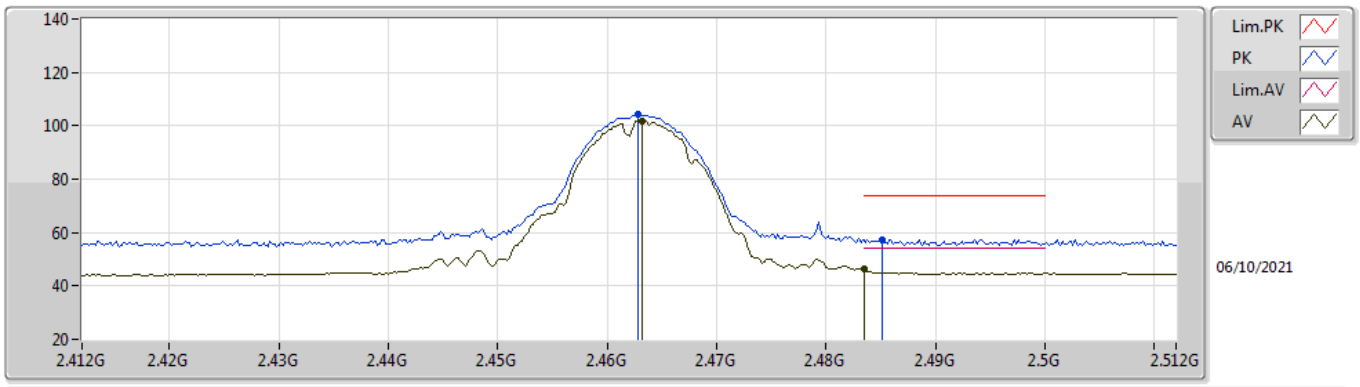

Type	Freq	Level	Limit	Margin	Factor	Dist	Condition	Azimuth	Height	Comment	Raw	AF	CL	PA
	(Hz)	(dBuV/m)	(dBuV/m)	(dB)	(dB)	(m)		(°)	(m)		(dBuV)	(dB)	(dB)	(dB)
AV	2.4632G	101.84	Inf	-Inf	32.11	3	Horizontal	14	2.80	-	69.73	27.50	4.61	-
AV	2.4835G	46.34	54.00	-7.66	32.11	3	Horizontal	14	2.80	-	14.23	27.50	4.61	-
PK	2.4628G	104.33	Inf	-Inf	32.11	3	Horizontal	14	2.80	-	72.22	27.50	4.61	-
PK	2.4852G	57.41	74.00	-16.59	32.11	3	Horizontal	14	2.80	-	25.30	27.50	4.61	-

802.11b_Nss1,(1Mbps)_2TX

2462MHz_TX

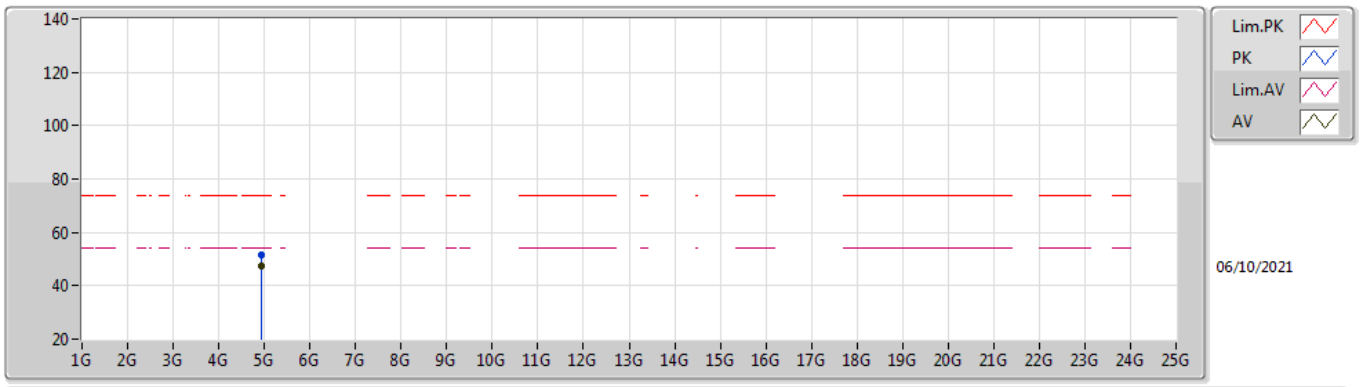

Type	Freq	Level	Limit	Margin	Factor	Dist	Condition	Azimuth	Height	Comment	Raw	AF	CL	PA
	(Hz)	(dBuV/m)	(dBuV/m)	(dB)	(dB)	(m)		(°)	(m)		(dBuV)	(dB)	(dB)	(dB)
AV	4.924G	47.20	54.00	-6.80	3.17	3	Vertical	240	2.00	-	44.03	31.20	6.75	34.78
PK	4.92407G	51.62	74.00	-22.38	3.17	3	Vertical	240	2.00	-	48.45	31.20	6.75	34.78

802.11b_Nss1,(1Mbps)_2TX

2462MHz_TX

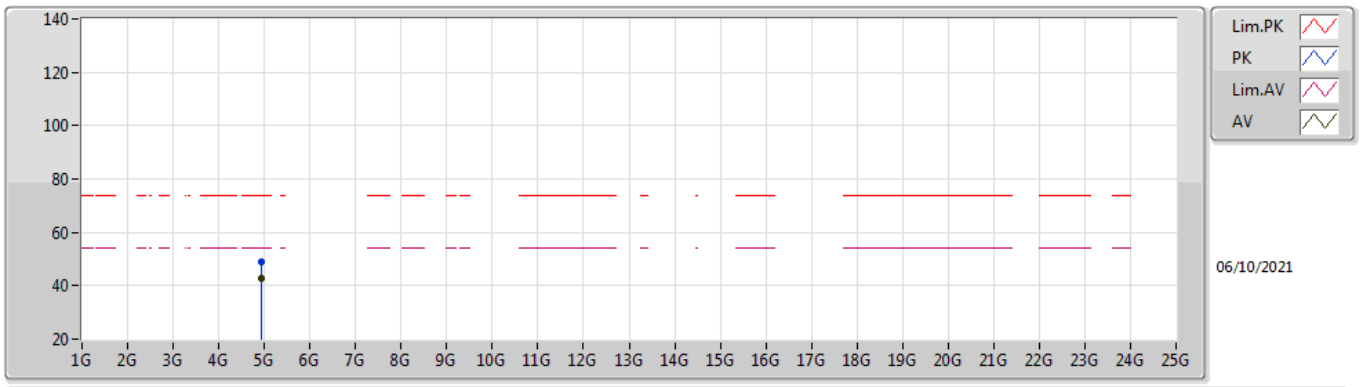

Type	Freq	Level	Limit	Margin	Factor	Dist	Condition	Azimuth	Height	Comment	Raw	AF	CL	PA
	(Hz)	(dBuV/m)	(dBuV/m)	(dB)	(dB)	(m)		(°)	(m)		(dBuV)	(dB)	(dB)	(dB)
AV	4.92398G	42.65	54.00	-11.35	3.17	3	Horizontal	63	1.10	-	39.48	31.20	6.75	34.78
PK	4.92385G	48.95	74.00	-25.05	3.17	3	Horizontal	63	1.10	-	45.78	31.20	6.75	34.78

802.11g_Nss1,(6Mbps)_2TX

2412MHz_TX

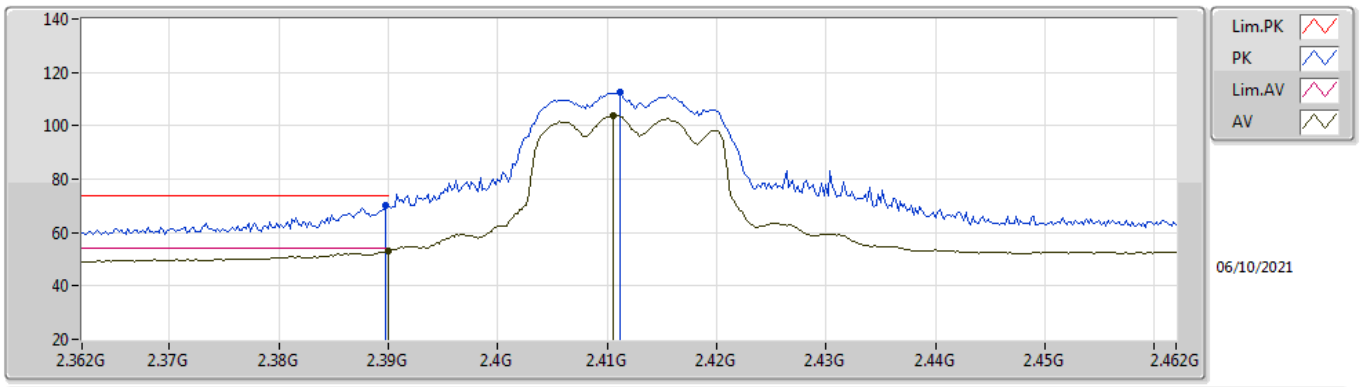

Type	Freq	Level	Limit	Margin	Factor	Dist	Condition	Azimuth	Height	Comment	Raw	AF	CL	PA
	(Hz)	(dBuV/m)	(dBuV/m)	(dB)	(dB)	(m)		(°)	(m)		(dBuV)	(dB)	(dB)	(dB)
AV	2.39G	53.09	54.00	-0.91	32.21	3	Vertical	169	1.78	-	20.88	27.64	4.57	-
AV	2.4106G	103.89	Inf	-Inf	32.16	3	Vertical	169	1.78	-	71.73	27.58	4.58	-
PK	2.3898G	70.25	74.00	-3.75	32.21	3	Vertical	169	1.78	-	38.04	27.64	4.57	-
PK	2.4112G	112.77	Inf	-Inf	32.16	3	Vertical	169	1.78	-	80.61	27.58	4.58	-

802.11g_Nss1,(6Mbps)_2TX

2412MHz_TX

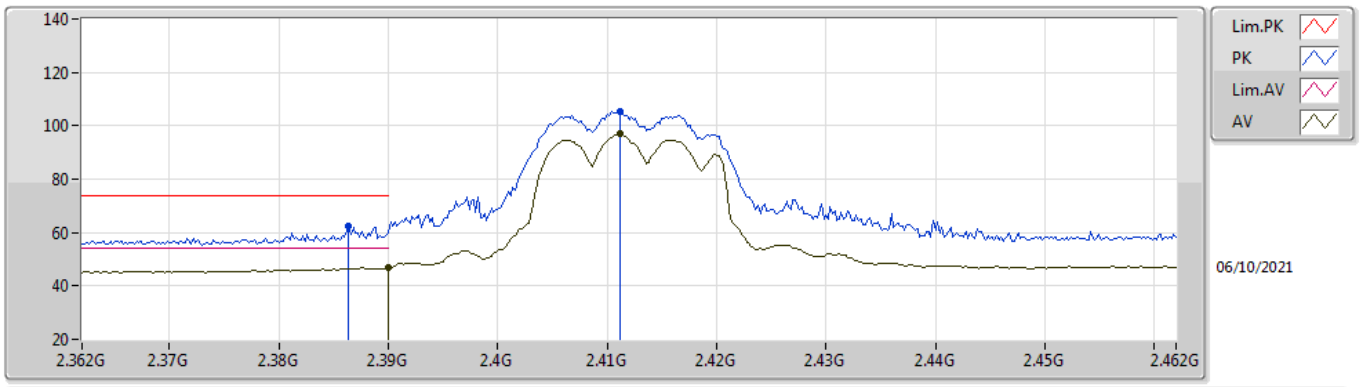

Type	Freq	Level	Limit	Margin	Factor	Dist	Condition	Azimuth	Height	Comment	Raw	AF	CL	PA
	(Hz)	(dBuV/m)	(dBuV/m)	(dB)	(dB)	(m)		(°)	(m)		(dBuV)	(dB)	(dB)	(dB)
AV	2.39G	47.07	54.00	-6.93	32.21	3	Horizontal	6	1.50	-	14.86	27.64	4.57	-
AV	2.4112G	97.04	Inf	-Inf	32.16	3	Horizontal	6	1.50	-	64.88	27.58	4.58	-
PK	2.3864G	62.60	74.00	-11.40	32.22	3	Horizontal	6	1.50	-	30.38	27.65	4.57	-
PK	2.4112G	105.58	Inf	-Inf	32.16	3	Horizontal	6	1.50	-	73.42	27.58	4.58	-

802.11g_Nss1,(6Mbps)_2TX

2412MHz_TX

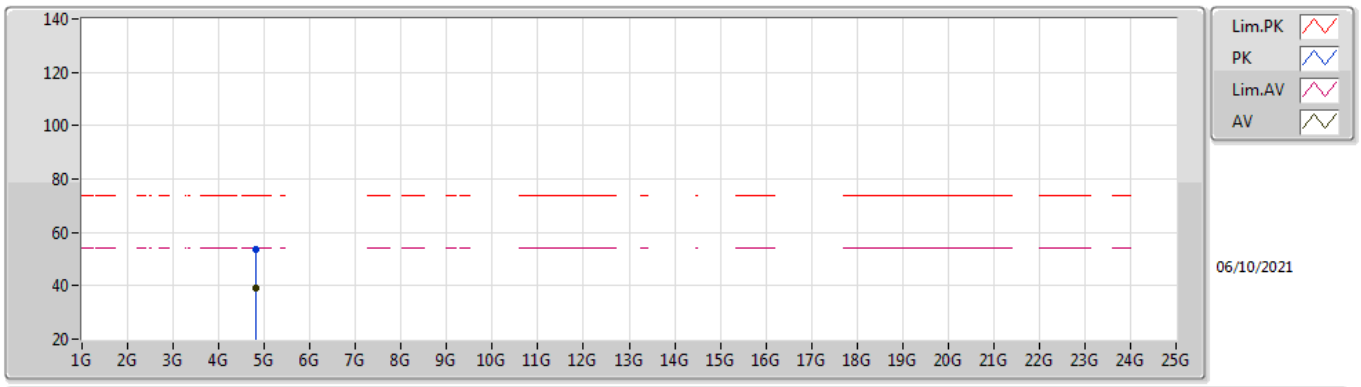

Type	Freq	Level	Limit	Margin	Factor	Dist	Condition	Azimuth	Height	Comment	Raw	AF	CL	PA
	(Hz)	(dBuV/m)	(dBuV/m)	(dB)	(dB)	(m)		(°)	(m)		(dBuV)	(dB)	(dB)	(dB)
AV	4.824G	39.13	54.00	-14.87	2.97	3	Vertical	243	1.96	-	36.16	31.10	6.68	34.81
PK	4.82373G	53.47	74.00	-20.53	2.97	3	Vertical	243	1.96	-	50.50	31.10	6.68	34.81

802.11g_Nss1,(6Mbps)_2TX

2412MHz_TX

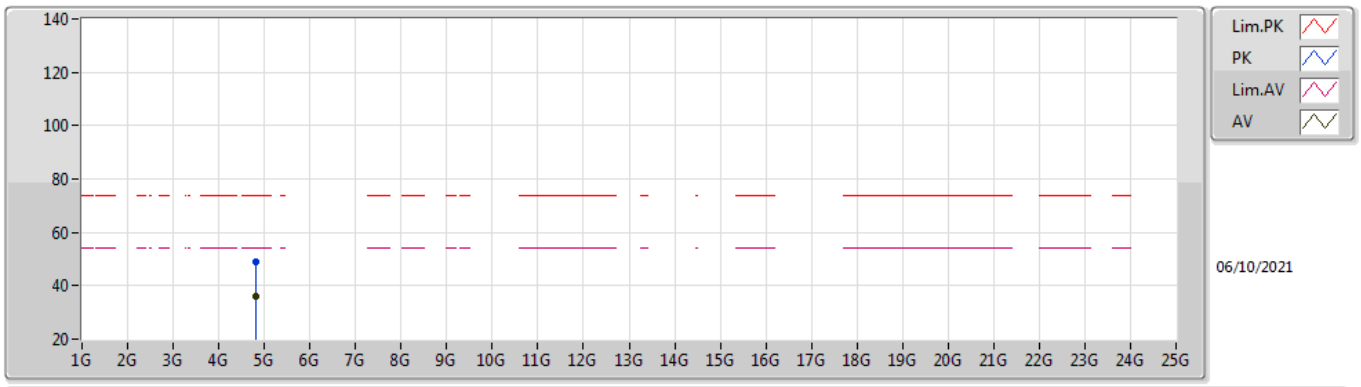

Type	Freq	Level	Limit	Margin	Factor	Dist	Condition	Azimuth	Height	Comment	Raw	AF	CL	PA
	(Hz)	(dBuV/m)	(dBuV/m)	(dB)	(dB)	(m)		(°)	(m)		(dBuV)	(dB)	(dB)	(dB)
AV	4.82381G	36.10	54.00	-17.90	2.97	3	Horizontal	26	2.18	-	33.13	31.10	6.68	34.81
PK	4.82368G	48.83	74.00	-25.17	2.97	3	Horizontal	26	2.18	-	45.86	31.10	6.68	34.81

802.11g_Nss1,(6Mbps)_2TX

2437MHz_TX

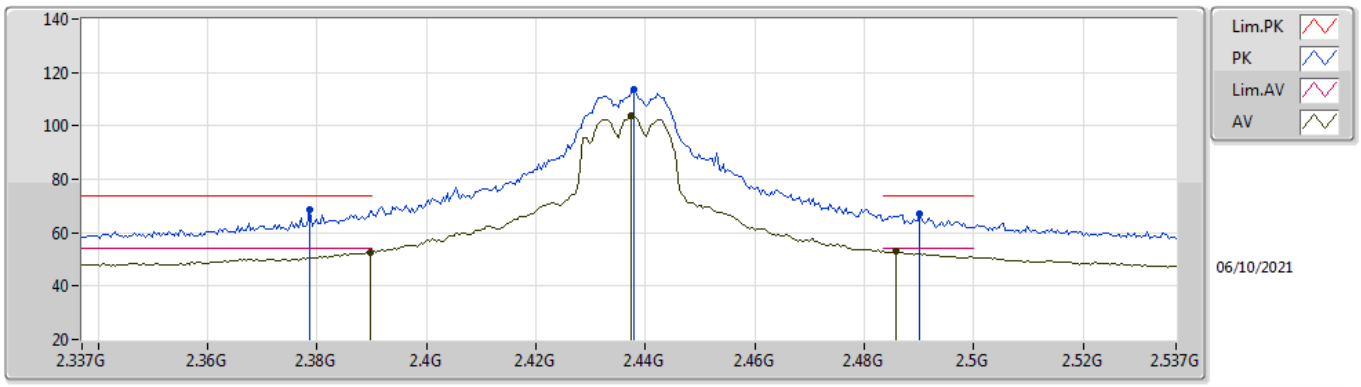

Type	Freq	Level	Limit	Margin	Factor	Dist	Condition	Azimuth	Height	Comment	Raw	AF	CL	PA
	(Hz)	(dBuV/m)	(dBuV/m)	(dB)	(dB)	(m)		(°)	(m)		(dBuV)	(dB)	(dB)	(dB)
AV	2.3898G	52.61	54.00	-1.39	32.21	3	Vertical	187	1.55	-	20.40	27.64	4.57	-
AV	2.4374G	103.97	Inf	-Inf	32.12	3	Vertical	187	1.55	-	71.85	27.53	4.59	-
AV	2.4858G	53.19	54.00	-0.81	32.11	3	Vertical	187	1.55	-	21.08	27.50	4.61	-
PK	2.3786G	68.59	74.00	-5.41	32.25	3	Vertical	187	1.55	-	36.34	27.69	4.56	-
PK	2.4378G	113.48	Inf	-Inf	32.12	3	Vertical	187	1.55	-	81.36	27.52	4.60	-
PK	2.4902G	66.95	74.00	-7.05	32.12	3	Vertical	187	1.55	-	34.83	27.50	4.62	-

802.11g_Nss1,(6Mbps)_2TX

2437MHz_TX

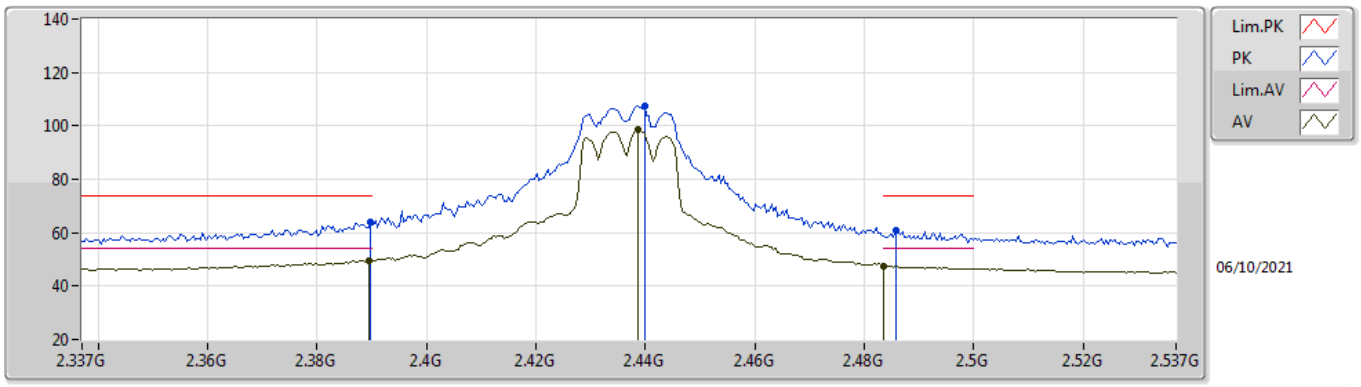

Type	Freq	Level	Limit	Margin	Factor	Dist	Condition	Azimuth	Height	Comment	Raw	AF	CL	PA
	(Hz)	(dBuV/m)	(dBuV/m)	(dB)	(dB)	(m)		(°)	(m)		(dBuV)	(dB)	(dB)	(dB)
AV	2.3894G	49.46	54.00	-4.54	32.21	3	Horizontal	253	2.91	-	17.25	27.64	4.57	-
AV	2.4386G	98.59	Inf	-Inf	32.12	3	Horizontal	253	2.91	-	66.47	27.52	4.60	-
AV	2.4835G	47.63	54.00	-6.37	32.11	3	Horizontal	253	2.91	-	15.52	27.50	4.61	-
PK	2.3898G	64.14	74.00	-9.86	32.21	3	Horizontal	253	2.91	-	31.93	27.64	4.57	-
PK	2.4398G	107.29	Inf	-Inf	32.12	3	Horizontal	253	2.91	-	75.17	27.52	4.60	-
PK	2.4858G	60.83	74.00	-13.17	32.11	3	Horizontal	253	2.91	-	28.72	27.50	4.61	-

802.11g_Nss1,(6Mbps)_2TX

2437MHz_TX

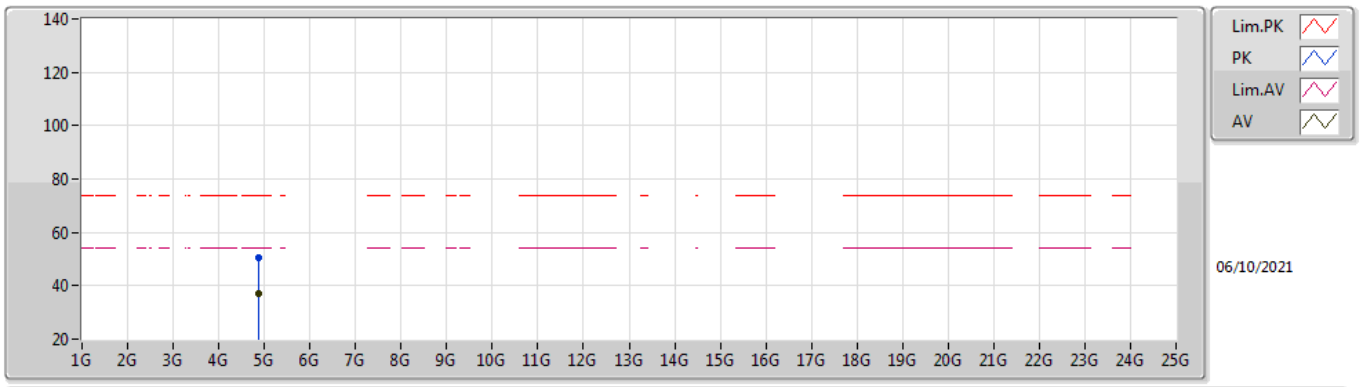

Type	Freq	Level	Limit	Margin	Factor	Dist	Condition	Azimuth	Height	Comment	Raw	AF	CL	PA
	(Hz)	(dBuV/m)	(dBuV/m)	(dB)	(dB)	(m)		(°)	(m)		(dBuV)	(dB)	(dB)	(dB)
AV	4.87406G	36.92	54.00	-17.08	3.03	3	Vertical	242	2.15	-	33.89	31.10	6.72	34.79
PK	4.8735G	50.33	74.00	-23.67	3.03	3	Vertical	242	2.15	-	47.30	31.10	6.72	34.79

802.11g_Nss1,(6Mbps)_2TX

2437MHz_TX

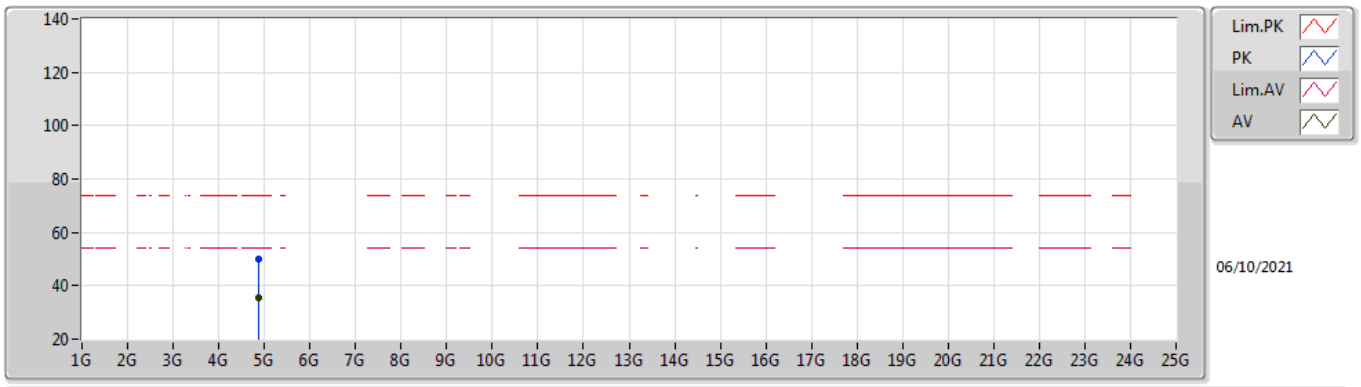

Type	Freq	Level	Limit	Margin	Factor	Dist	Condition	Azimuth	Height	Comment	Raw	AF	CL	PA
	(Hz)	(dBuV/m)	(dBuV/m)	(dB)	(dB)	(m)		(°)	(m)		(dBuV)	(dB)	(dB)	(dB)
AV	4.8736G	35.70	54.00	-18.30	3.03	3	Horizontal	202	2.41	-	32.67	31.10	6.72	34.79
PK	4.87338G	49.75	74.00	-24.25	3.03	3	Horizontal	202	2.41	-	46.72	31.10	6.72	34.79

802.11g_Nss1,(6Mbps)_2TX

2457MHz_TX

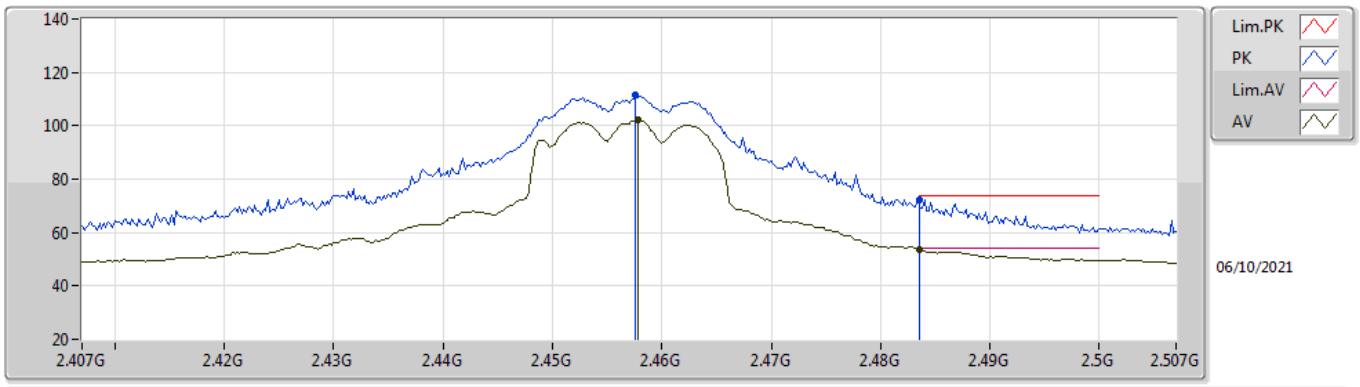

Type	Freq	Level	Limit	Margin	Factor	Dist	Condition	Azimuth	Height	Comment	Raw	AF	CL	PA
	(Hz)	(dBuV/m)	(dBuV/m)	(dB)	(dB)	(m)		(°)	(m)		(dBuV)	(dB)	(dB)	(dB)
AV	2.4578G	102.43	Inf	-Inf	32.10	3	Vertical	186	1.48	-	70.33	27.50	4.60	-
AV	2.4836G	53.76	54.00	-0.24	32.11	3	Vertical	186	1.48	-	21.65	27.50	4.61	-
PK	2.4576G	111.77	Inf	-Inf	32.10	3	Vertical	186	1.48	-	79.67	27.50	4.60	-
PK	2.4835G	72.11	74.00	-1.89	32.11	3	Vertical	186	1.48	-	40.00	27.50	4.61	-

802.11g_Nss1,(6Mbps)_2TX

2457MHz_TX

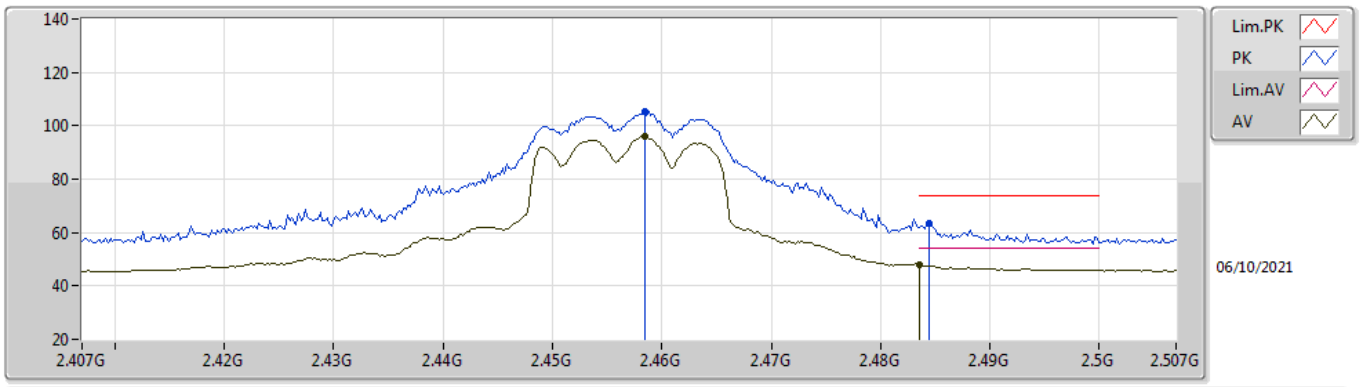

Type	Freq	Level	Limit	Margin	Factor	Dist	Condition	Azimuth	Height	Comment	Raw	AF	CL	PA
	(Hz)	(dBuV/m)	(dBuV/m)	(dB)	(dB)	(m)		(°)	(m)		(dBuV)	(dB)	(dB)	(dB)
AV	2.4584G	95.84	Inf	-Inf	32.10	3	Horizontal	12	1.28	-	63.74	27.50	4.60	-
AV	2.4835G	47.95	54.00	-6.05	32.11	3	Horizontal	12	1.28	-	15.84	27.50	4.61	-
PK	2.4584G	105.21	Inf	-Inf	32.10	3	Horizontal	12	1.28	-	73.11	27.50	4.60	-
PK	2.4844G	63.48	74.00	-10.52	32.11	3	Horizontal	12	1.28	-	31.37	27.50	4.61	-

802.11g_Nss1,(6Mbps)_2TX

2462MHz_TX

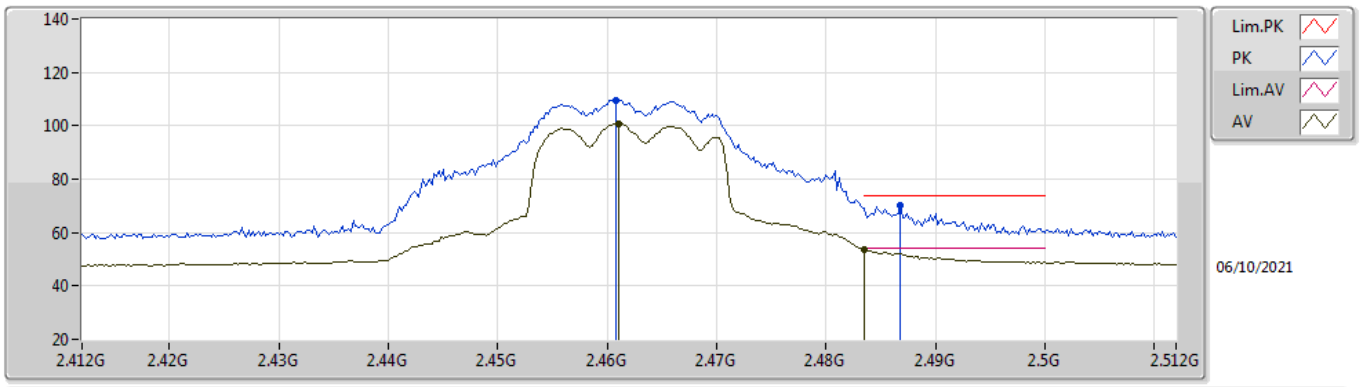

Type	Freq	Level	Limit	Margin	Factor	Dist	Condition	Azimuth	Height	Comment	Raw	AF	CL	PA
	(Hz)	(dBuV/m)	(dBuV/m)	(dB)	(dB)	(m)		(°)	(m)		(dBuV)	(dB)	(dB)	(dB)
AV	2.461G	100.92	Inf	-Inf	32.10	3	Vertical	166	1.66	-	68.82	27.50	4.60	-
AV	2.4835G	53.77	54.00	-0.23	32.11	3	Vertical	166	1.66	-	21.66	27.50	4.61	-
PK	2.4608G	109.65	Inf	-Inf	32.10	3	Vertical	166	1.66	-	77.55	27.50	4.60	-
PK	2.4868G	70.07	74.00	-3.93	32.11	3	Vertical	166	1.66	-	37.96	27.50	4.61	-

802.11g_Nss1,(6Mbps)_2TX

2462MHz_TX

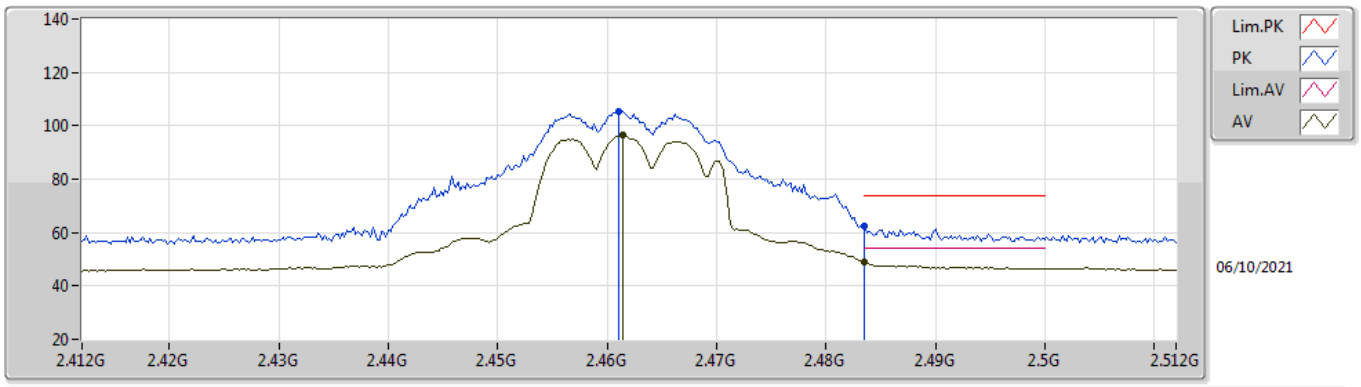

Type	Freq	Level	Limit	Margin	Factor	Dist	Condition	Azimuth	Height	Comment	Raw	AF	CL	PA
	(Hz)	(dBuV/m)	(dBuV/m)	(dB)	(dB)	(m)		(°)	(m)		(dBuV)	(dB)	(dB)	(dB)
AV	2.4614G	96.75	Inf	-Inf	32.10	3	Horizontal	245	2.80	-	64.65	27.50	4.60	-
AV	2.4835G	49.09	54.00	-4.91	32.11	3	Horizontal	245	2.80	-	16.98	27.50	4.61	-
PK	2.461G	105.49	Inf	-Inf	32.10	3	Horizontal	245	2.80	-	73.39	27.50	4.60	-
PK	2.4835G	62.43	74.00	-11.57	32.11	3	Horizontal	245	2.80	-	30.32	27.50	4.61	-

802.11g_Nss1,(6Mbps)_2TX

2462MHz_TX

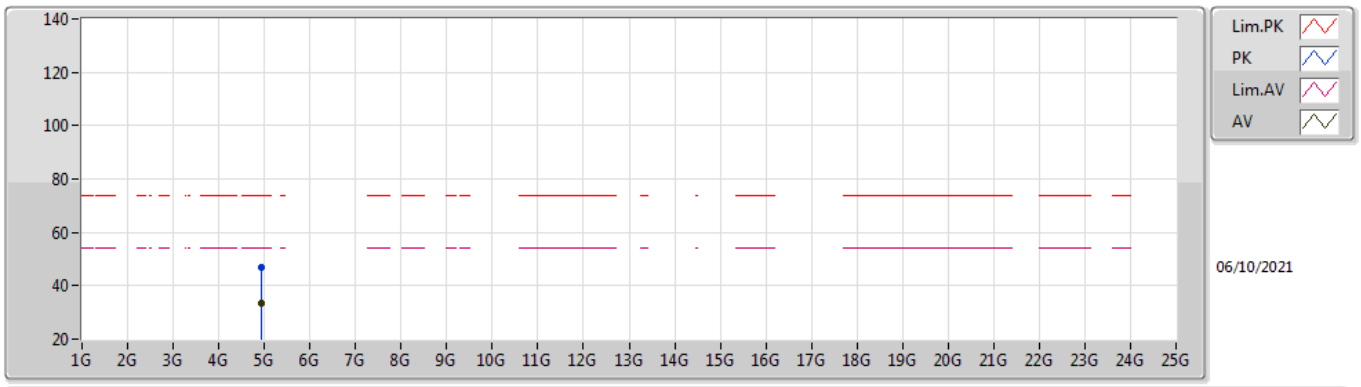

Type	Freq	Level	Limit	Margin	Factor	Dist	Condition	Azimuth	Height	Comment	Raw	AF	CL	PA
	(Hz)	(dBuV/m)	(dBuV/m)	(dB)	(dB)	(m)		(°)	(m)		(dBuV)	(dB)	(dB)	(dB)
AV	4.92352G	33.60	54.00	-20.40	3.16	3	Vertical	242	2.13	-	30.44	31.19	6.75	34.78
PK	4.92334G	47.07	74.00	-26.93	3.16	3	Vertical	242	2.13	-	43.91	31.19	6.75	34.78

802.11g_Nss1,(6Mbps)_2TX

2462MHz_TX

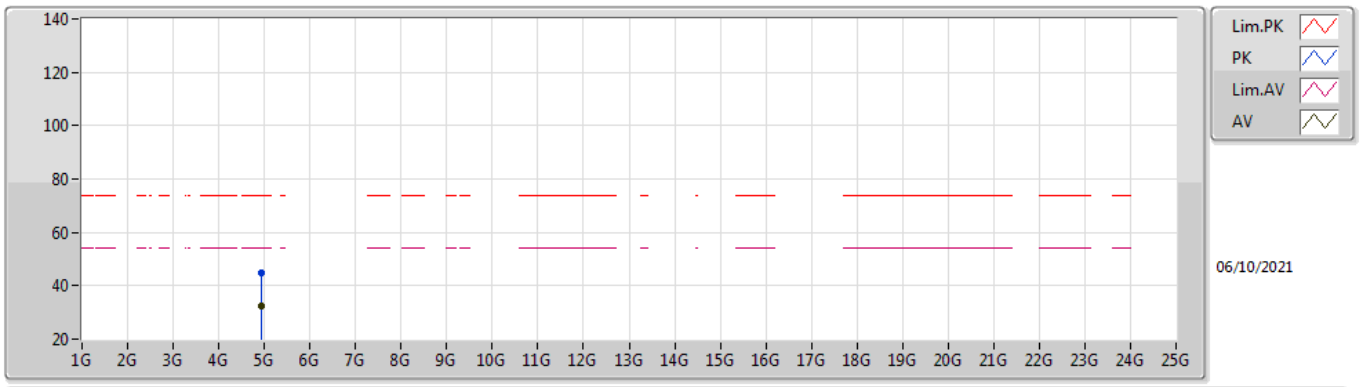

Type	Freq	Level	Limit	Margin	Factor	Dist	Condition	Azimuth	Height	Comment	Raw	AF	CL	PA
	(Hz)	(dBuV/m)	(dBuV/m)	(dB)	(dB)	(m)		(°)	(m)		(dBuV)	(dB)	(dB)	(dB)
AV	4.92353G	32.53	54.00	-21.47	3.16	3	Horizontal	66	1.99	-	29.37	31.19	6.75	34.78
PK	4.92274G	45.03	74.00	-28.97	3.16	3	Horizontal	66	1.99	-	41.87	31.19	6.75	34.78

802.11ax HEW20_Nss1,(MCS0)_2TX

2412MHz_TX

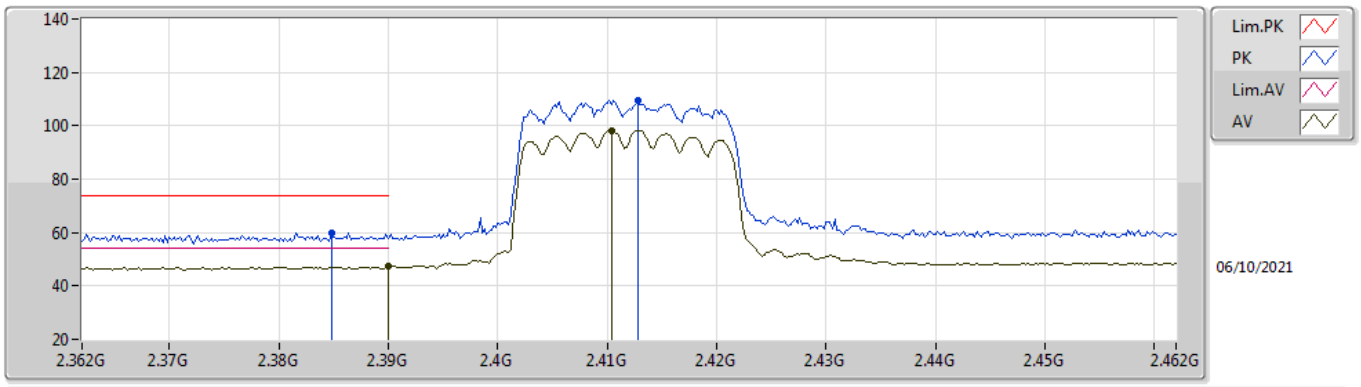

Type	Freq	Level	Limit	Margin	Factor	Dist	Condition	Azimuth	Height	Comment	Raw	AF	CL	PA
	(Hz)	(dBuV/m)	(dBuV/m)	(dB)	(dB)	(m)		(°)	(m)		(dBuV)	(dB)	(dB)	(dB)
AV	2.39G	47.20	54.00	-6.80	32.21	3	Vertical	161	1.60	-	14.99	27.64	4.57	-
AV	2.4104G	98.30	Inf	-Inf	32.16	3	Vertical	161	1.60	-	66.14	27.58	4.58	-
PK	2.3848G	59.64	74.00	-14.36	32.23	3	Vertical	161	1.60	-	27.41	27.66	4.57	-
PK	2.4128G	109.71	Inf	-Inf	32.16	3	Vertical	161	1.60	-	77.55	27.57	4.59	-

802.11ax HEW20_Nss1,(MCS0)_2TX

2412MHz_TX

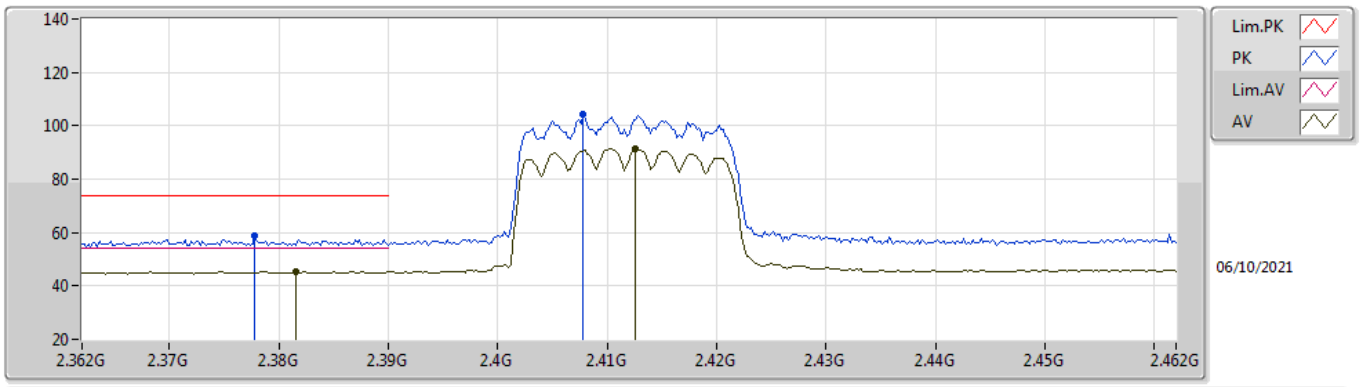

Type	Freq	Level	Limit	Margin	Factor	Dist	Condition	Azimuth	Height	Comment	Raw	AF	CL	PA
	(Hz)	(dBuV/m)	(dBuV/m)	(dB)	(dB)	(m)		(°)	(m)		(dBuV)	(dB)	(dB)	(dB)
AV	2.3816G	45.31	54.00	-8.69	32.23	3	Horizontal	6	1.08	-	13.08	27.67	4.56	-
AV	2.4126G	91.38	Inf	-Inf	32.16	3	Horizontal	6	1.08	-	59.22	27.57	4.59	-
PK	2.3778G	59.05	74.00	-14.95	32.25	3	Horizontal	6	1.08	-	26.80	27.69	4.56	-
PK	2.4078G	104.11	Inf	-Inf	32.16	3	Horizontal	6	1.08	-	71.95	27.58	4.58	-

802.11ax HEW20_Nss1,(MCS0)_2TX

2412MHz_TX

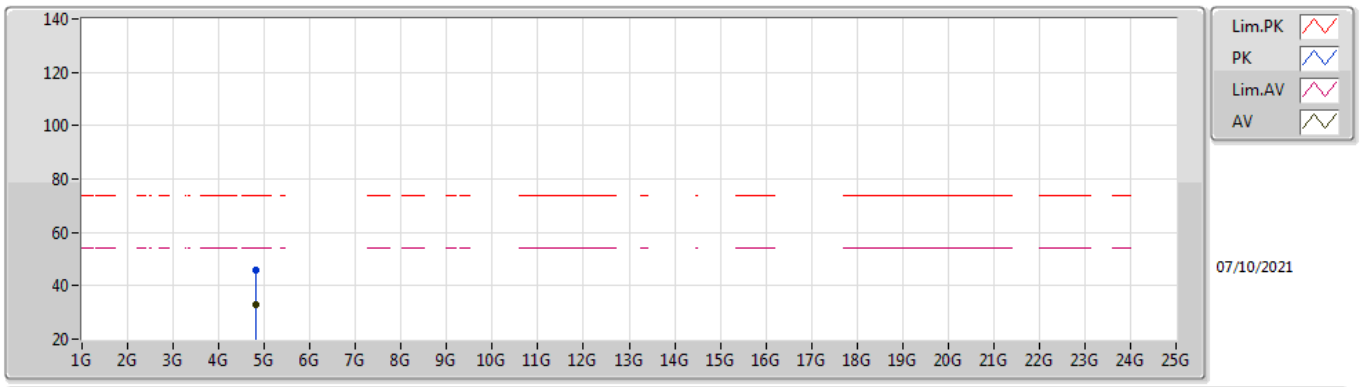

Type	Freq	Level	Limit	Margin	Factor	Dist	Condition	Azimuth	Height	Comment	Raw	AF	CL	PA
	(Hz)	(dBuV/m)	(dBuV/m)	(dB)	(dB)	(m)		(°)	(m)		(dBuV)	(dB)	(dB)	(dB)
AV	4.82649G	32.95	54.00	-21.05	2.97	3	Vertical	241	1.50	-	29.98	31.10	6.68	34.81
PK	4.82256G	45.86	74.00	-28.14	2.97	3	Vertical	241	1.50	-	42.89	31.10	6.68	34.81

802.11ax HEW20_Nss1,(MCS0)_2TX

2412MHz_TX

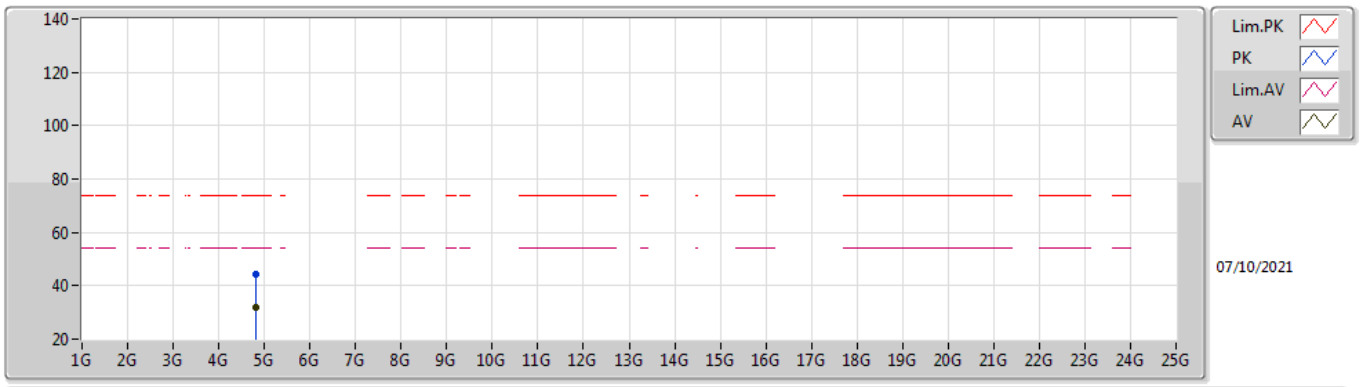

Type	Freq	Level	Limit	Margin	Factor	Dist	Condition	Azimuth	Height	Comment	Raw	AF	CL	PA
	(Hz)	(dBuV/m)	(dBuV/m)	(dB)	(dB)	(m)		(°)	(m)		(dBuV)	(dB)	(dB)	(dB)
AV	4.82153G	31.99	54.00	-22.01	2.97	3	Horizontal	338	1.50	-	29.02	31.10	6.68	34.81
PK	4.8241G	44.23	74.00	-29.77	2.97	3	Horizontal	338	1.50	-	41.26	31.10	6.68	34.81

802.11ax HEW20_Nss1,(MCS0)_2TX

2417MHz_TX

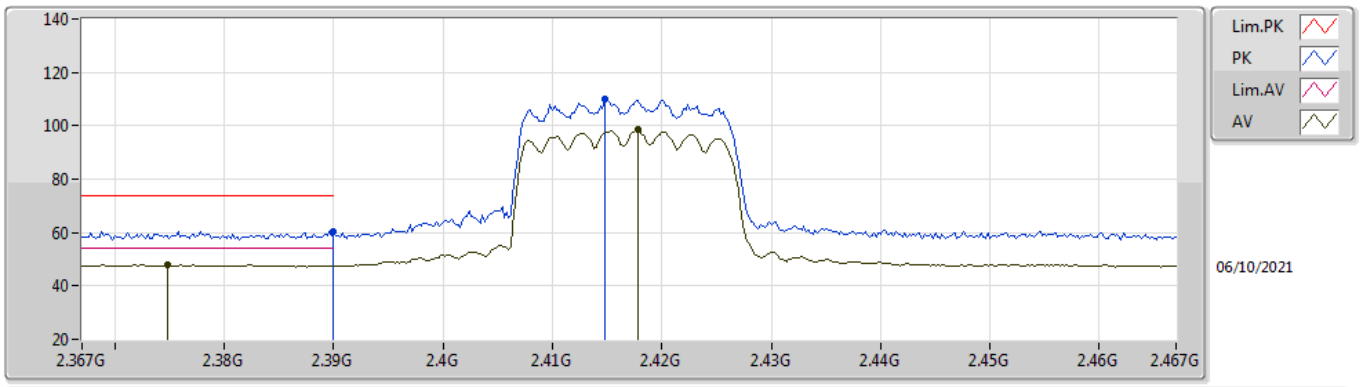

Type	Freq	Level	Limit	Margin	Factor	Dist	Condition	Azimuth	Height	Comment	Raw	AF	CL	PA
	(Hz)	(dBuV/m)	(dBuV/m)	(dB)	(dB)	(m)		(°)	(m)		(dBuV)	(dB)	(dB)	(dB)
AV	2.3748G	47.97	54.00	-6.03	32.26	3	Vertical	167	1.22	-	15.71	27.70	4.56	-
AV	2.4178G	98.38	Inf	-Inf	32.15	3	Vertical	167	1.22	-	66.23	27.56	4.59	-
PK	2.39G	60.47	74.00	-13.53	32.21	3	Vertical	167	1.22	-	28.26	27.64	4.57	-
PK	2.4148G	109.84	Inf	-Inf	32.16	3	Vertical	167	1.22	-	77.68	27.57	4.59	-

802.11ax HEW20_Nss1,(MCS0)_2TX

2417MHz_TX

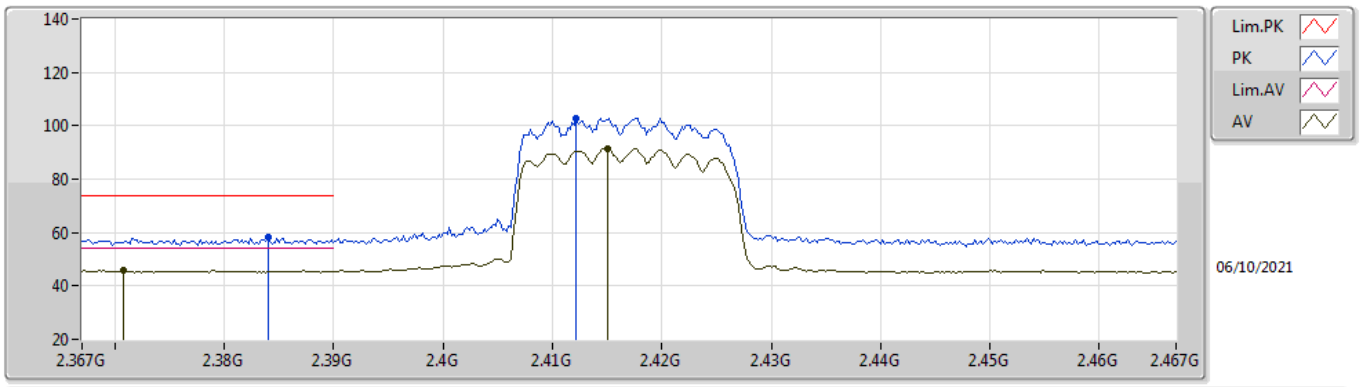

Type	Freq	Level	Limit	Margin	Factor	Dist	Condition	Azimuth	Height	Comment	Raw	AF	CL	PA
	(Hz)	(dBuV/m)	(dBuV/m)	(dB)	(dB)	(m)		(°)	(m)		(dBuV)	(dB)	(dB)	(dB)
AV	2.3708G	45.73	54.00	-8.27	32.27	3	Horizontal	163	2.30	-	13.46	27.72	4.55	-
AV	2.415G	91.58	Inf	-Inf	32.16	3	Horizontal	163	2.30	-	59.42	27.57	4.59	-
PK	2.384G	58.19	74.00	-15.81	32.22	3	Horizontal	163	2.30	-	25.97	27.66	4.56	-
PK	2.4122G	102.98	Inf	-Inf	32.16	3	Horizontal	163	2.30	-	70.82	27.58	4.58	-

802.11ax HEW20_Nss1,(MCS0)_2TX

2437MHz_TX

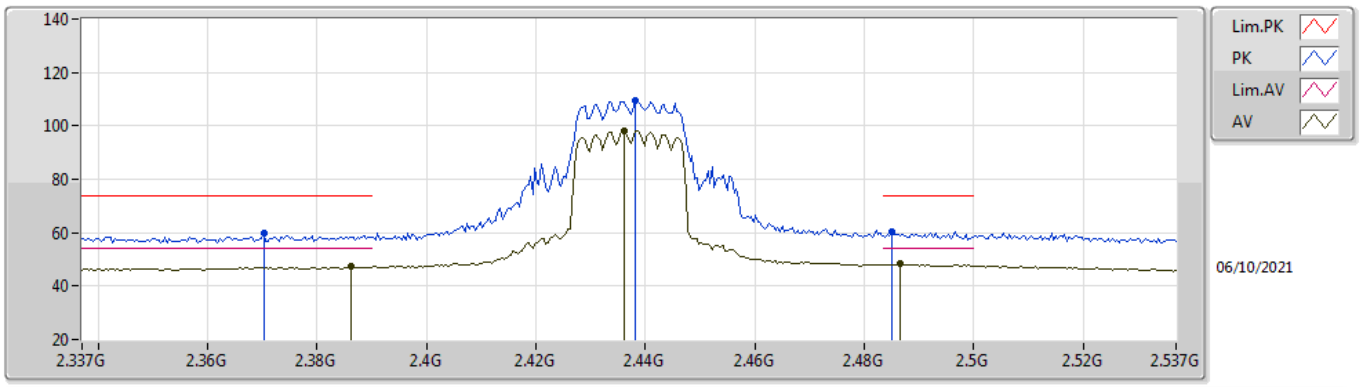

Type	Freq	Level	Limit	Margin	Factor	Dist	Condition	Azimuth	Height	Comment	Raw	AF	CL	PA
	(Hz)	(dBuV/m)	(dBuV/m)	(dB)	(dB)	(m)		(°)	(m)		(dBuV)	(dB)	(dB)	(dB)
AV	2.3862G	47.22	54.00	-6.78	32.23	3	Vertical	188	1.54	-	14.99	27.66	4.57	-
AV	2.4362G	98.36	Inf	-Inf	32.12	3	Vertical	188	1.54	-	66.24	27.53	4.59	-
AV	2.4866G	48.53	54.00	-5.47	32.11	3	Vertical	188	1.54	-	16.42	27.50	4.61	-
PK	2.3702G	59.70	74.00	-14.30	32.27	3	Vertical	188	1.54	-	27.43	27.72	4.55	-
PK	2.4382G	109.74	Inf	-Inf	32.12	3	Vertical	188	1.54	-	77.62	27.52	4.60	-
PK	2.485G	60.33	74.00	-13.67	32.11	3	Vertical	188	1.54	-	28.22	27.50	4.61	-

802.11ax HEW20_Nss1,(MCS0)_2TX

2437MHz_TX

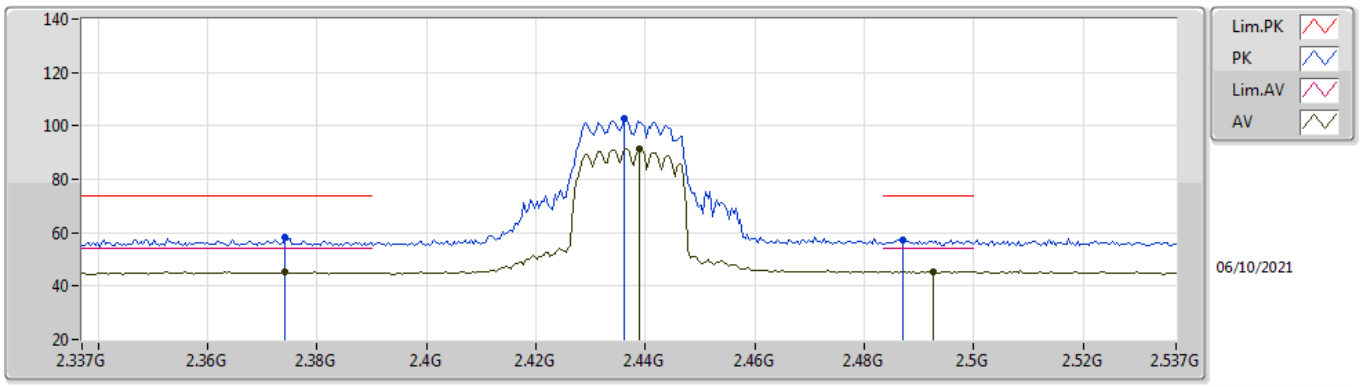

Type	Freq	Level	Limit	Margin	Factor	Dist	Condition	Azimuth	Height	Comment	Raw	AF	CL	PA
	(Hz)	(dBuV/m)	(dBuV/m)	(dB)	(dB)	(m)		(°)	(m)		(dBuV)	(dB)	(dB)	(dB)
AV	2.3742G	45.44	54.00	-8.56	32.26	3	Horizontal	9	2.25	-	13.18	27.70	4.56	-
AV	2.439G	91.60	Inf	-Inf	32.12	3	Horizontal	9	2.25	-	59.48	27.52	4.60	-
AV	2.4926G	45.43	54.00	-8.57	32.12	3	Horizontal	9	2.25	-	13.31	27.50	4.62	-
PK	2.3742G	58.40	74.00	-15.60	32.26	3	Horizontal	9	2.25	-	26.14	27.70	4.56	-
PK	2.4362G	102.62	Inf	-Inf	32.12	3	Horizontal	9	2.25	-	70.50	27.53	4.59	-
PK	2.487G	57.02	74.00	-16.98	32.11	3	Horizontal	9	2.25	-	24.91	27.50	4.61	-

802.11ax HEW20_Nss1,(MCS0)_2TX

2437MHz_TX

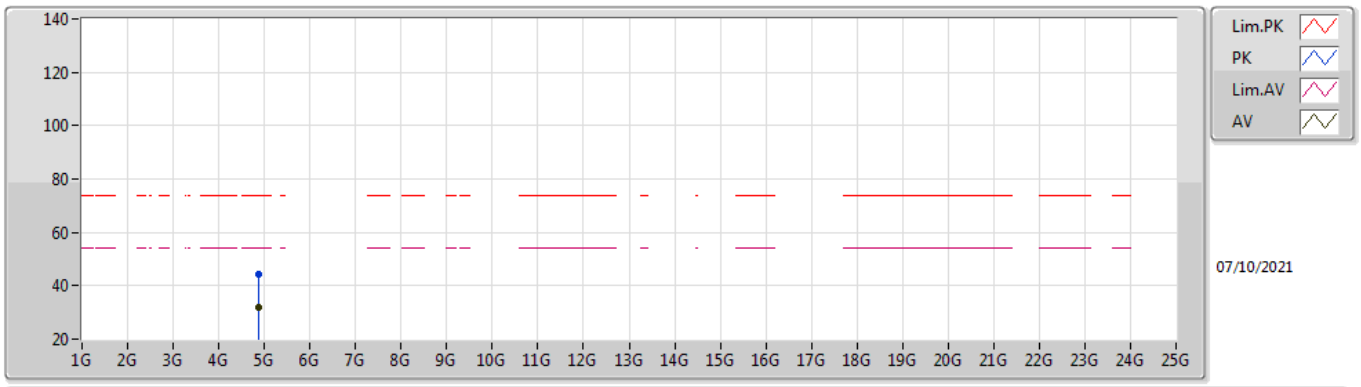

Type	Freq	Level	Limit	Margin	Factor	Dist	Condition	Azimuth	Height	Comment	Raw	AF	CL	PA
	(Hz)	(dBuV/m)	(dBuV/m)	(dB)	(dB)	(m)		(°)	(m)		(dBuV)	(dB)	(dB)	(dB)
AV	4.87371G	31.92	54.00	-22.08	3.03	3	Vertical	73	2.73	-	28.89	31.10	6.72	34.79
PK	4.87405G	44.27	74.00	-29.73	3.03	3	Vertical	73	2.73	-	41.24	31.10	6.72	34.79

802.11ax HEW20_Nss1,(MCS0)_2TX

2437MHz_TX

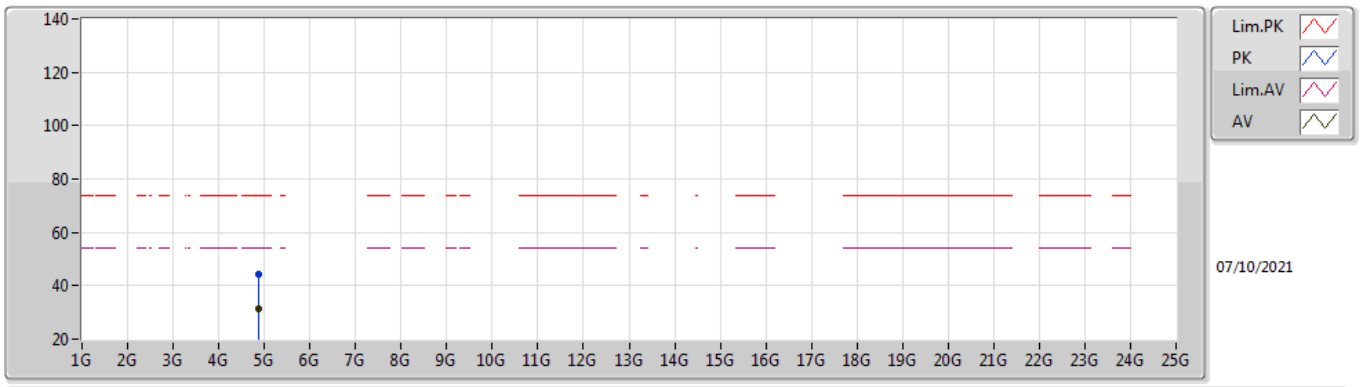

Type	Freq	Level	Limit	Margin	Factor	Dist	Condition	Azimuth	Height	Comment	Raw	AF	CL	PA
	(Hz)	(dBuV/m)	(dBuV/m)	(dB)	(dB)	(m)		(°)	(m)		(dBuV)	(dB)	(dB)	(dB)
AV	4.87349G	31.60	54.00	-22.40	3.03	3	Horizontal	63	1.50	-	28.57	31.10	6.72	34.79
PK	4.87207G	44.30	74.00	-29.70	3.02	3	Horizontal	63	1.50	-	41.28	31.10	6.71	34.79

802.11ax HEW20_Nss1,(MCS0)_2TX

2457MHz_TX

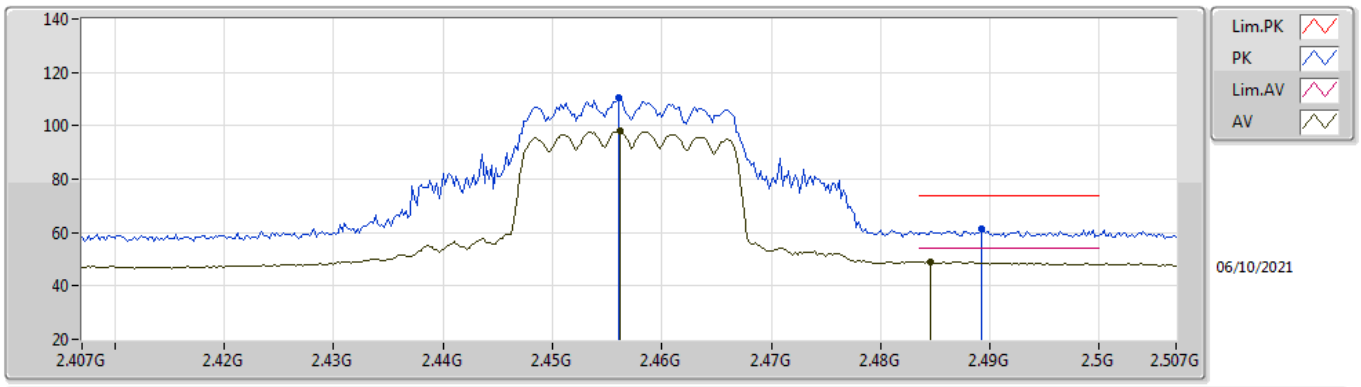

Type	Freq	Level	Limit	Margin	Factor	Dist	Condition	Azimuth	Height	Comment	Raw	AF	CL	PA
	(Hz)	(dBuV/m)	(dBuV/m)	(dB)	(dB)	(m)		(°)	(m)		(dBuV)	(dB)	(dB)	(dB)
AV	2.4562G	98.18	Inf	-Inf	32.10	3	Vertical	187	1.50	-	66.08	27.50	4.60	-
AV	2.4846G	48.99	54.00	-5.01	32.11	3	Vertical	187	1.50	-	16.88	27.50	4.61	-
PK	2.456G	110.29	Inf	-Inf	32.10	3	Vertical	187	1.50	-	78.19	27.50	4.60	-
PK	2.4892G	61.22	74.00	-12.78	32.12	3	Vertical	187	1.50	-	29.10	27.50	4.62	-

802.11ax HEW20_Nss1,(MCS0)_2TX

2457MHz_TX

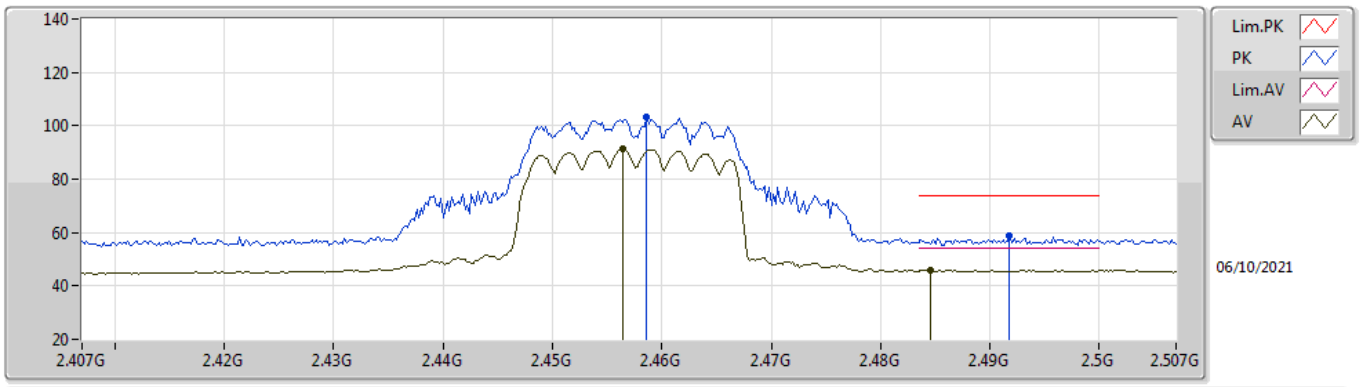

Type	Freq	Level	Limit	Margin	Factor	Dist	Condition	Azimuth	Height	Comment	Raw	AF	CL	PA
	(Hz)	(dBuV/m)	(dBuV/m)	(dB)	(dB)	(m)		(°)	(m)		(dBuV)	(dB)	(dB)	(dB)
AV	2.4564G	91.47	Inf	-Inf	32.10	3	Horizontal	15	1.27	-	59.37	27.50	4.60	-
AV	2.4846G	45.95	54.00	-8.05	32.11	3	Horizontal	15	1.27	-	13.84	27.50	4.61	-
PK	2.4586G	103.42	Inf	-Inf	32.10	3	Horizontal	15	1.27	-	71.32	27.50	4.60	-
PK	2.4918G	58.97	74.00	-15.03	32.12	3	Horizontal	15	1.27	-	26.85	27.50	4.62	-

802.11ax HEW20_Nss1,(MCS0)_2TX

2462MHz_TX

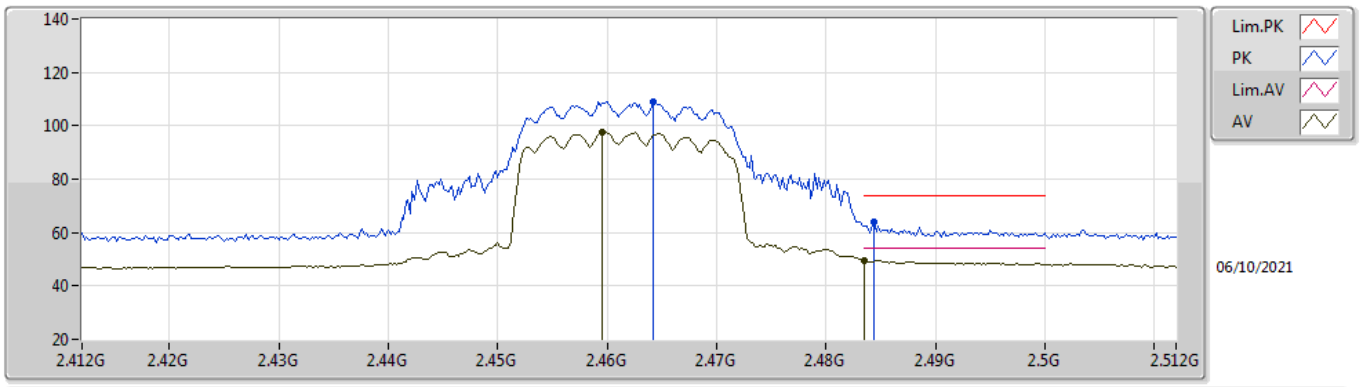

Type	Freq	Level	Limit	Margin	Factor	Dist	Condition	Azimuth	Height	Comment	Raw	AF	CL	PA
	(Hz)	(dBuV/m)	(dBuV/m)	(dB)	(dB)	(m)		(°)	(m)		(dBuV)	(dB)	(dB)	(dB)
AV	2.4596G	97.63	Inf	-Inf	32.10	3	Vertical	184	2.36	-	65.53	27.50	4.60	-
AV	2.4835G	49.62	54.00	-4.38	32.11	3	Vertical	184	2.36	-	17.51	27.50	4.61	-
PK	2.4642G	109.20	Inf	-Inf	32.11	3	Vertical	184	2.36	-	77.09	27.50	4.61	-
PK	2.4844G	63.72	74.00	-10.28	32.11	3	Vertical	184	2.36	-	31.61	27.50	4.61	-

802.11ax HEW20_Nss1,(MCS0)_2TX

2462MHz_TX

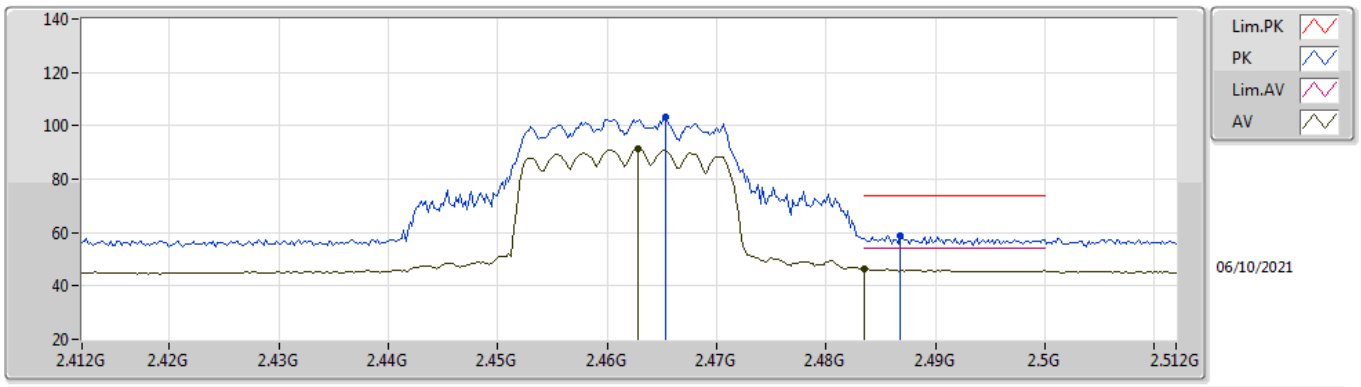

Type	Freq	Level	Limit	Margin	Factor	Dist	Condition	Azimuth	Height	Comment	Raw	AF	CL	PA
	(Hz)	(dBuV/m)	(dBuV/m)	(dB)	(dB)	(m)		(°)	(m)		(dBuV)	(dB)	(dB)	(dB)
AV	2.4628G	91.59	Inf	-Inf	32.11	3	Horizontal	15	1.50	-	59.48	27.50	4.61	-
AV	2.4835G	46.58	54.00	-7.42	32.11	3	Horizontal	15	1.50	-	14.47	27.50	4.61	-
PK	2.4654G	103.11	Inf	-Inf	32.11	3	Horizontal	15	1.50	-	71.00	27.50	4.61	-
PK	2.4868G	58.90	74.00	-15.10	32.11	3	Horizontal	15	1.50	-	26.79	27.50	4.61	-

802.11ax HEW20_Nss1,(MCS0)_2TX

2462MHz_TX

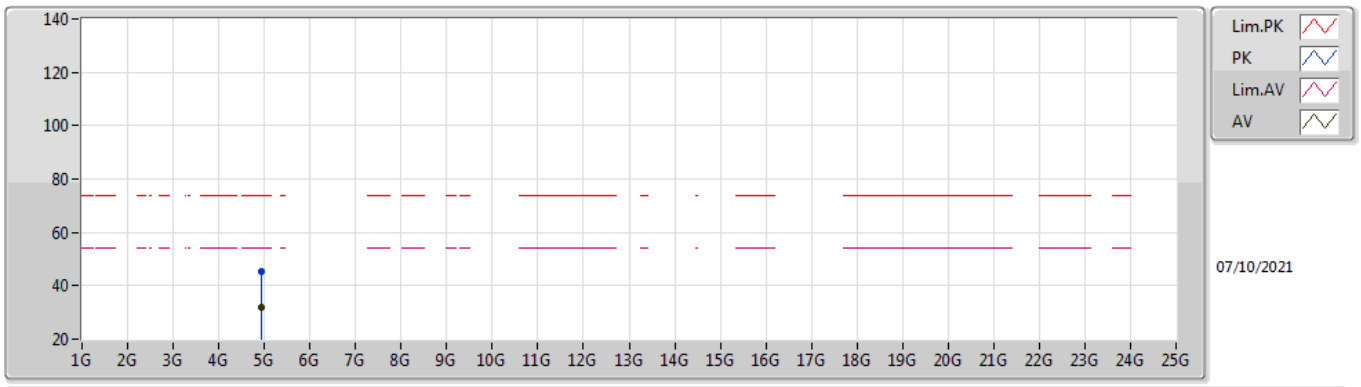

Type	Freq	Level	Limit	Margin	Factor	Dist	Condition	Azimuth	Height	Comment	Raw	AF	CL	PA
	(Hz)	(dBuV/m)	(dBuV/m)	(dB)	(dB)	(m)		(°)	(m)		(dBuV)	(dB)	(dB)	(dB)
AV	4.92366G	31.97	54.00	-22.03	3.16	3	Vertical	170	1.97	-	28.81	31.19	6.75	34.78
PK	4.92211G	45.37	74.00	-28.63	3.16	3	Vertical	170	1.97	-	42.21	31.19	6.75	34.78

802.11ax HEW20_Nss1,(MCS0)_2TX

2462MHz_TX

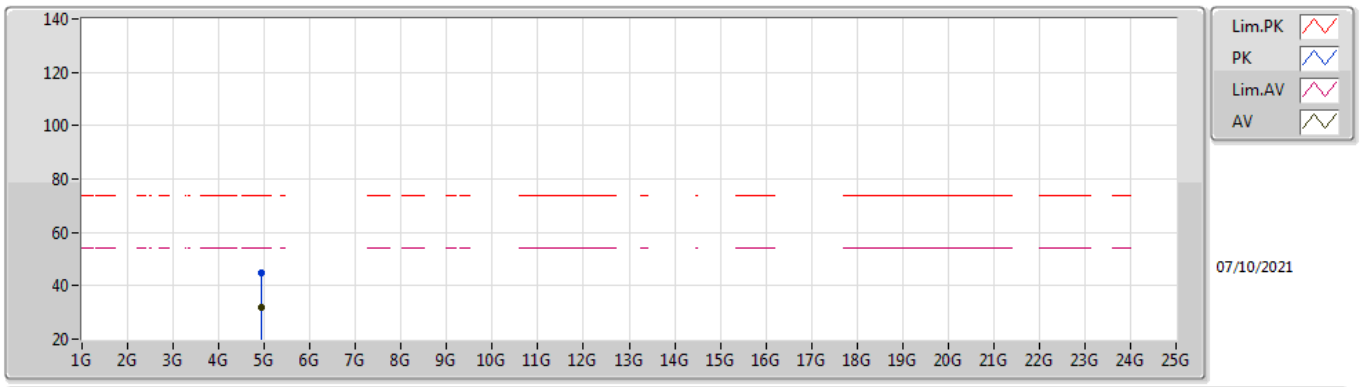

Type	Freq	Level	Limit	Margin	Factor	Dist	Condition	Azimuth	Height	Comment	Raw	AF	CL	PA
	(Hz)	(dBuV/m)	(dBuV/m)	(dB)	(dB)	(m)		(°)	(m)		(dBuV)	(dB)	(dB)	(dB)
AV	4.922G	32.08	54.00	-21.92	3.16	3	Horizontal	181	1.57	-	28.92	31.19	6.75	34.78
PK	4.9259G	44.62	74.00	-29.38	3.17	3	Horizontal	181	1.57	-	41.45	31.20	6.75	34.78

802.11ax HEW40_Nss1,(MCS0)_2TX

2422MHz_TX

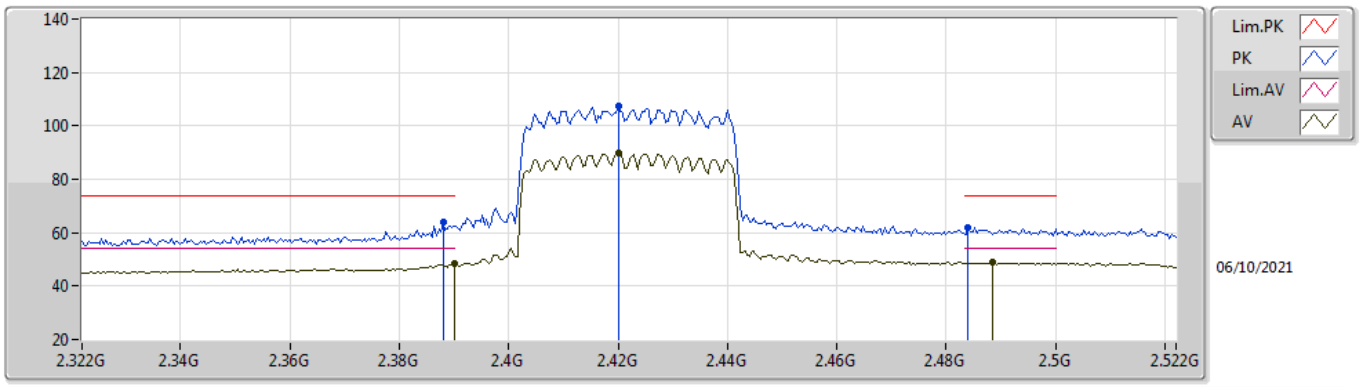

Type	Freq	Level	Limit	Margin	Factor	Dist	Condition	Azimuth	Height	Comment	Raw	AF	CL	PA
	(Hz)	(dBuV/m)	(dBuV/m)	(dB)	(dB)	(m)		(°)	(m)		(dBuV)	(dB)	(dB)	(dB)
AV	2.39G	48.31	54.00	-5.69	32.21	3	Vertical	172	1.69	-	16.10	27.64	4.57	-
AV	2.42G	89.63	Inf	-Inf	32.15	3	Vertical	172	1.69	-	57.48	27.56	4.59	-
AV	2.4884G	48.71	54.00	-5.29	32.12	3	Vertical	172	1.69	-	16.59	27.50	4.62	-
PK	2.388G	64.19	74.00	-9.81	32.22	3	Vertical	172	1.69	-	31.97	27.65	4.57	-
PK	2.42G	107.37	Inf	-Inf	32.15	3	Vertical	172	1.69	-	75.22	27.56	4.59	-
PK	2.484G	61.66	74.00	-12.34	32.11	3	Vertical	172	1.69	-	29.55	27.50	4.61	-

802.11ax HEW40_Nss1,(MCS0)_2TX

2422MHz_TX

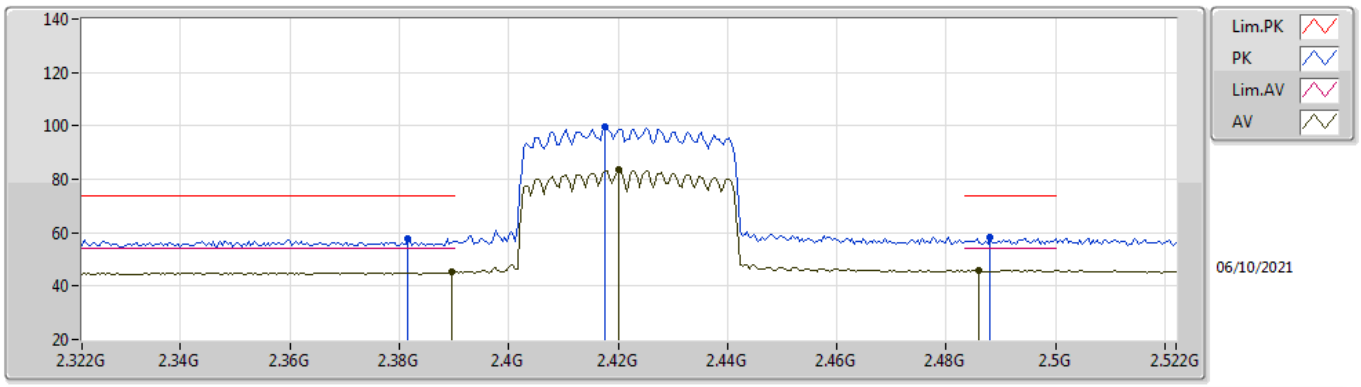

Type	Freq	Level	Limit	Margin	Factor	Dist	Condition	Azimuth	Height	Comment	Raw	AF	CL	PA
	(Hz)	(dBuV/m)	(dBuV/m)	(dB)	(dB)	(m)		(°)	(m)		(dBuV)	(dB)	(dB)	(dB)
AV	2.3896G	45.18	54.00	-8.82	32.21	3	Horizontal	3	1.00	-	12.97	27.64	4.57	-
AV	2.42G	83.52	Inf	-Inf	32.15	3	Horizontal	3	1.00	-	51.37	27.56	4.59	-
AV	2.486G	46.09	54.00	-7.91	32.11	3	Horizontal	3	1.00	-	13.98	27.50	4.61	-
PK	2.3816G	57.93	74.00	-16.07	32.23	3	Horizontal	3	1.00	-	25.70	27.67	4.56	-
PK	2.4176G	99.74	Inf	-Inf	32.15	3	Horizontal	3	1.00	-	67.59	27.56	4.59	-
PK	2.488G	58.09	74.00	-15.91	32.12	3	Horizontal	3	1.00	-	25.97	27.50	4.62	-

802.11ax HEW40_Nss1,(MCS0)_2TX

2422MHz_TX

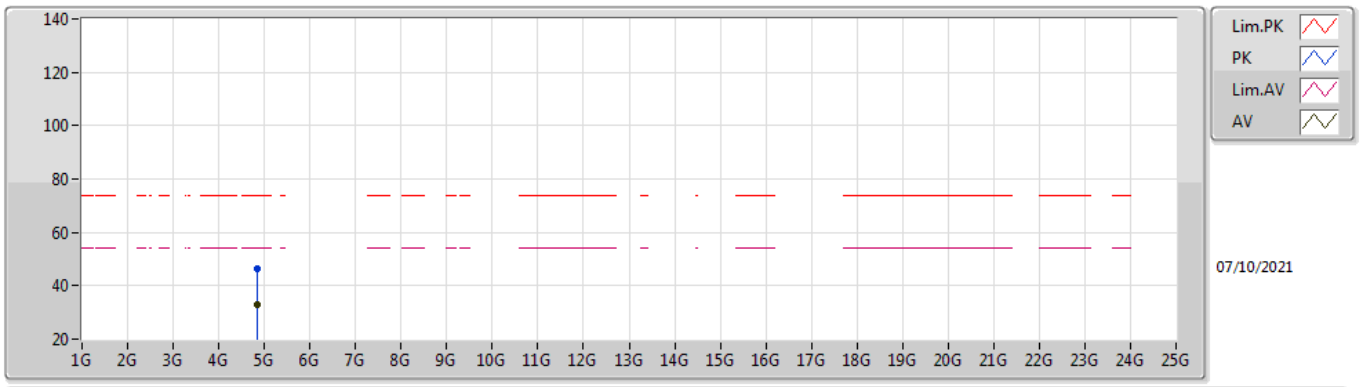

Type	Freq	Level	Limit	Margin	Factor	Dist	Condition	Azimuth	Height	Comment	Raw	AF	CL	PA
	(Hz)	(dBuV/m)	(dBuV/m)	(dB)	(dB)	(m)		(°)	(m)		(dBuV)	(dB)	(dB)	(dB)
AV	4.84392G	33.09	54.00	-20.91	2.99	3	Vertical	72	2.40	-	30.10	31.10	6.69	34.80
PK	4.84384G	46.18	74.00	-27.82	2.99	3	Vertical	72	2.40	-	43.19	31.10	6.69	34.80

802.11ax HEW40_Nss1,(MCS0)_2TX

2422MHz_TX

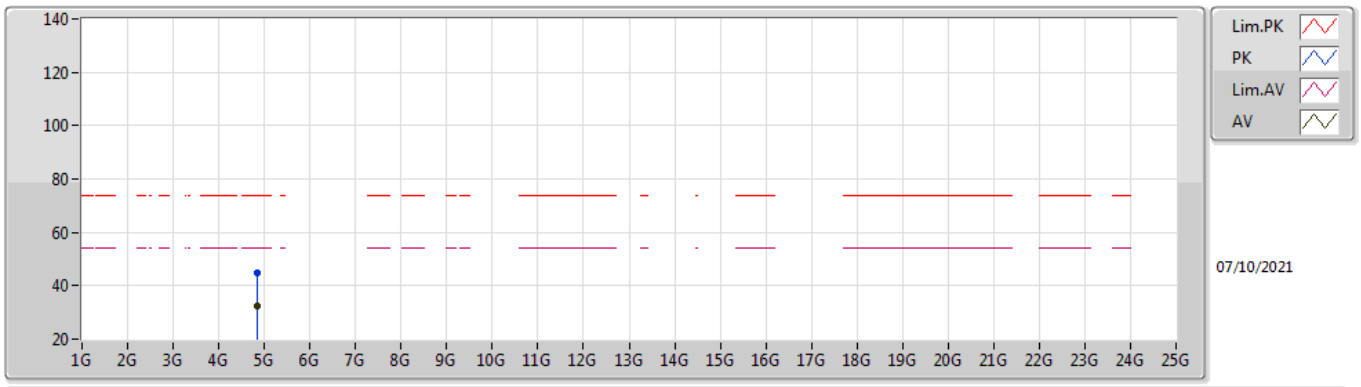

Type	Freq	Level	Limit	Margin	Factor	Dist	Condition	Azimuth	Height	Comment	Raw	AF	CL	PA
	(Hz)	(dBuV/m)	(dBuV/m)	(dB)	(dB)	(m)		(°)	(m)		(dBuV)	(dB)	(dB)	(dB)
AV	4.84324G	32.22	54.00	-21.78	2.99	3	Horizontal	322	1.50	-	29.23	31.10	6.69	34.80
PK	4.84496G	44.71	74.00	-29.29	2.99	3	Horizontal	322	1.50	-	41.72	31.10	6.69	34.80

802.11ax HEW40_Nss1,(MCS0)_2TX

2437MHz_TX

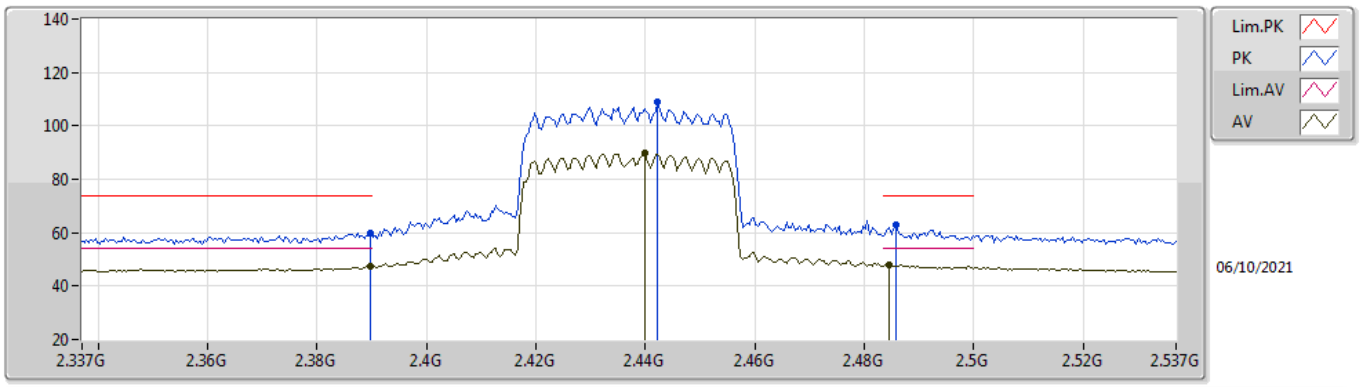

Type	Freq	Level	Limit	Margin	Factor	Dist	Condition	Azimuth	Height	Comment	Raw	AF	CL	PA
	(Hz)	(dBuV/m)	(dBuV/m)	(dB)	(dB)	(m)		(°)	(m)		(dBuV)	(dB)	(dB)	(dB)
AV	2.3898G	47.37	54.00	-6.63	32.21	3	Vertical	188	1.48	-	15.16	27.64	4.57	-
AV	2.4398G	89.61	Inf	-Inf	32.12	3	Vertical	188	1.48	-	57.49	27.52	4.60	-
AV	2.4846G	47.82	54.00	-6.18	32.11	3	Vertical	188	1.48	-	15.71	27.50	4.61	-
PK	2.3898G	59.72	74.00	-14.28	32.21	3	Vertical	188	1.48	-	27.51	27.64	4.57	-
PK	2.4422G	108.94	Inf	-Inf	32.12	3	Vertical	188	1.48	-	76.82	27.52	4.60	-
PK	2.4858G	63.18	74.00	-10.82	32.11	3	Vertical	188	1.48	-	31.07	27.50	4.61	-

802.11ax HEW40_Nss1,(MCS0)_2TX

2437MHz_TX

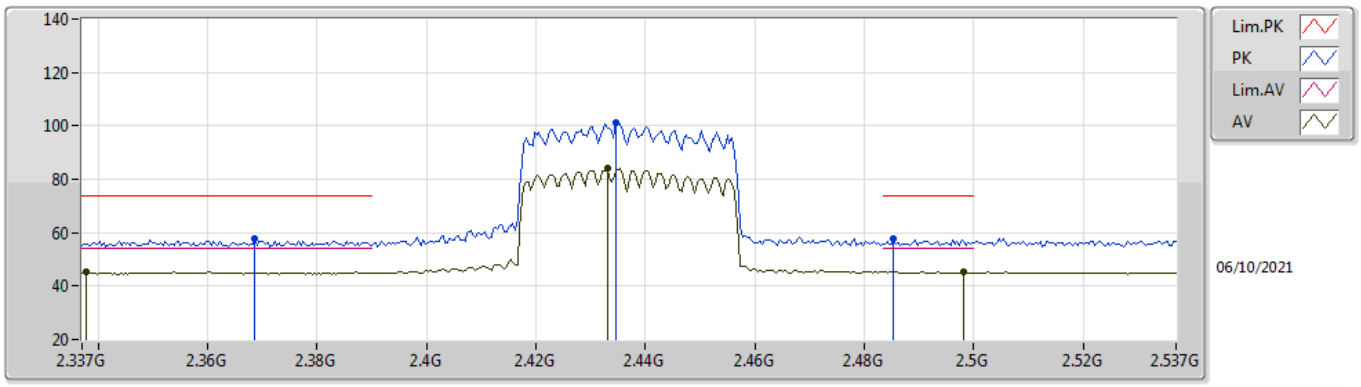

Type	Freq	Level	Limit	Margin	Factor	Dist	Condition	Azimuth	Height	Comment	Raw	AF	CL	PA
	(Hz)	(dBuV/m)	(dBuV/m)	(dB)	(dB)	(m)		(°)	(m)		(dBuV)	(dB)	(dB)	(dB)
AV	2.3378G	45.39	54.00	-8.61	32.32	3	Horizontal	6	2.27	-	13.07	27.80	4.52	-
AV	2.433G	83.99	Inf	-Inf	32.12	3	Horizontal	6	2.27	-	51.87	27.53	4.59	-
AV	2.4982G	45.39	54.00	-8.61	32.12	3	Horizontal	6	2.27	-	13.27	27.50	4.62	-
PK	2.3686G	57.80	74.00	-16.20	32.28	3	Horizontal	6	2.27	-	25.52	27.73	4.55	-
PK	2.4346G	100.95	Inf	-Inf	32.12	3	Horizontal	6	2.27	-	68.83	27.53	4.59	-
PK	2.4854G	57.54	74.00	-16.46	32.11	3	Horizontal	6	2.27	-	25.43	27.50	4.61	-

802.11ax HEW40_Nss1,(MCS0)_2TX

2437MHz_TX

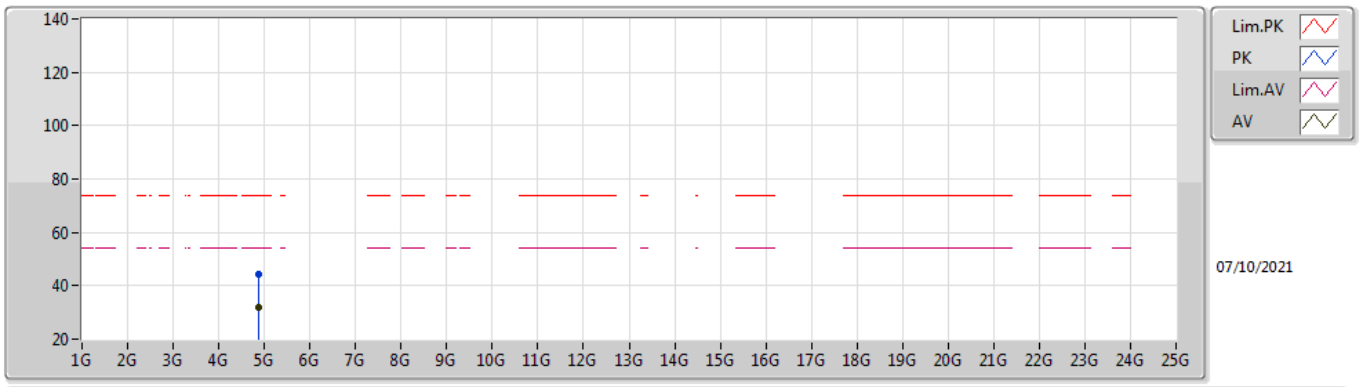

Type	Freq	Level	Limit	Margin	Factor	Dist	Condition	Azimuth	Height	Comment	Raw	AF	CL	PA
	(Hz)	(dBuV/m)	(dBuV/m)	(dB)	(dB)	(m)		(°)	(m)		(dBuV)	(dB)	(dB)	(dB)
AV	4.87369G	31.88	54.00	-22.12	3.03	3	Vertical	102	1.50	-	28.85	31.10	6.72	34.79
PK	4.87429G	44.56	74.00	-29.44	3.03	3	Vertical	102	1.50	-	41.53	31.10	6.72	34.79

802.11ax HEW40_Nss1,(MCS0)_2TX

2437MHz_TX

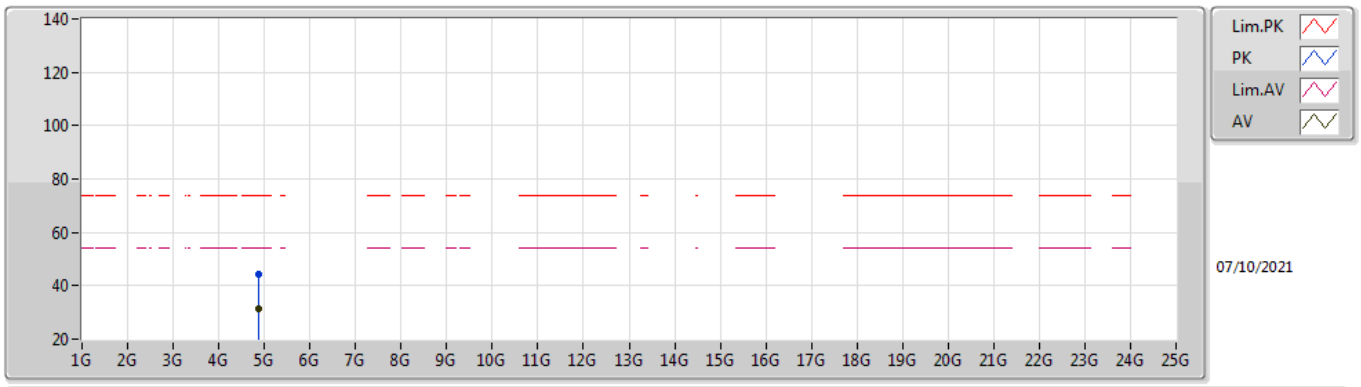

Type	Freq	Level	Limit	Margin	Factor	Dist	Condition	Azimuth	Height	Comment	Raw	AF	CL	PA
	(Hz)	(dBuV/m)	(dBuV/m)	(dB)	(dB)	(m)		(°)	(m)		(dBuV)	(dB)	(dB)	(dB)
AV	4.87421G	31.53	54.00	-22.47	3.03	3	Horizontal	0	1.08	-	28.50	31.10	6.72	34.79
PK	4.87416G	44.13	74.00	-29.87	3.03	3	Horizontal	0	1.08	-	41.10	31.10	6.72	34.79

802.11ax HEW40_Nss1,(MCS0)_2TX

2447MHz_TX

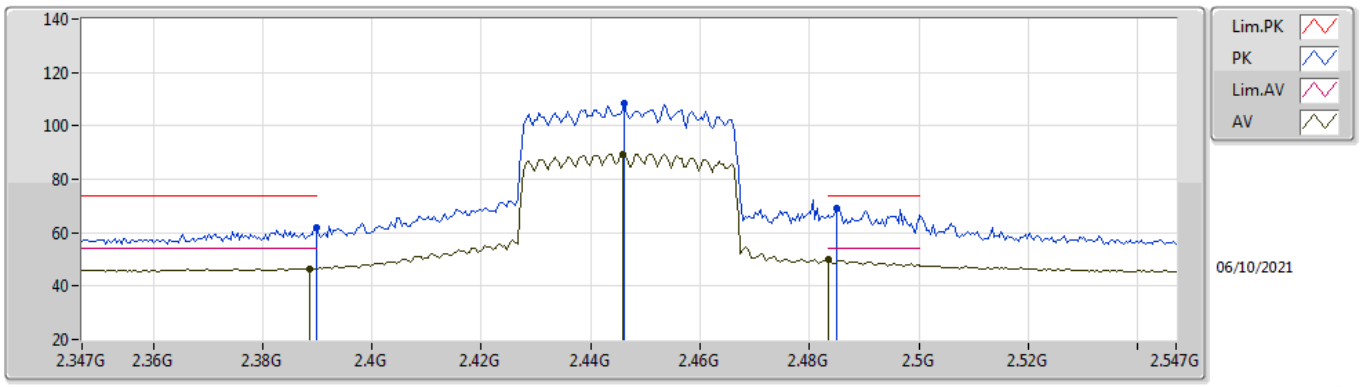

Type	Freq	Level	Limit	Margin	Factor	Dist	Condition	Azimuth	Height	Comment	Raw	AF	CL	PA
	(Hz)	(dBuV/m)	(dBuV/m)	(dB)	(dB)	(m)		(°)	(m)		(dBuV)	(dB)	(dB)	(dB)
AV	2.3886G	46.63	54.00	-7.37	32.22	3	Vertical	187	1.50	-	14.41	27.65	4.57	-
AV	2.4458G	89.56	Inf	-Inf	32.11	3	Vertical	187	1.50	-	57.45	27.51	4.60	-
AV	2.4835G	49.84	54.00	-4.16	32.11	3	Vertical	187	1.50	-	17.73	27.50	4.61	-
PK	2.3898G	62.01	74.00	-11.99	32.21	3	Vertical	187	1.50	-	29.80	27.64	4.57	-
PK	2.4462G	108.26	Inf	-Inf	32.11	3	Vertical	187	1.50	-	76.15	27.51	4.60	-
PK	2.485G	69.20	74.00	-4.80	32.11	3	Vertical	187	1.50	-	37.09	27.50	4.61	-

802.11ax HEW40_Nss1,(MCS0)_2TX

2447MHz_TX

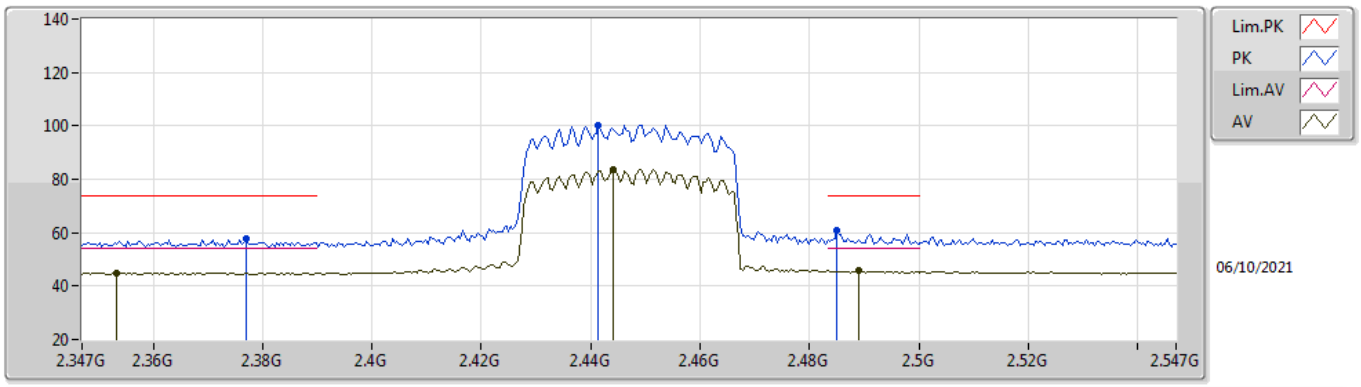

Type	Freq	Level	Limit	Margin	Factor	Dist	Condition	Azimuth	Height	Comment	Raw	AF	CL	PA
	(Hz)	(dBuV/m)	(dBuV/m)	(dB)	(dB)	(m)		(°)	(m)		(dBuV)	(dB)	(dB)	(dB)
AV	2.3534G	44.91	54.00	-9.09	32.33	3	Horizontal	16	1.60	-	12.58	27.79	4.54	-
AV	2.4442G	83.63	Inf	-Inf	32.11	3	Horizontal	16	1.60	-	51.52	27.51	4.60	-
AV	2.489G	45.76	54.00	-8.24	32.12	3	Horizontal	16	1.60	-	13.64	27.50	4.62	-
PK	2.377G	57.53	74.00	-16.47	32.25	3	Horizontal	16	1.60	-	25.28	27.69	4.56	-
PK	2.4414G	100.40	Inf	-Inf	32.12	3	Horizontal	16	1.60	-	68.28	27.52	4.60	-
PK	2.485G	60.64	74.00	-13.36	32.11	3	Horizontal	16	1.60	-	28.53	27.50	4.61	-

802.11ax HEW40_Nss1,(MCS0)_2TX

2452MHz_TX

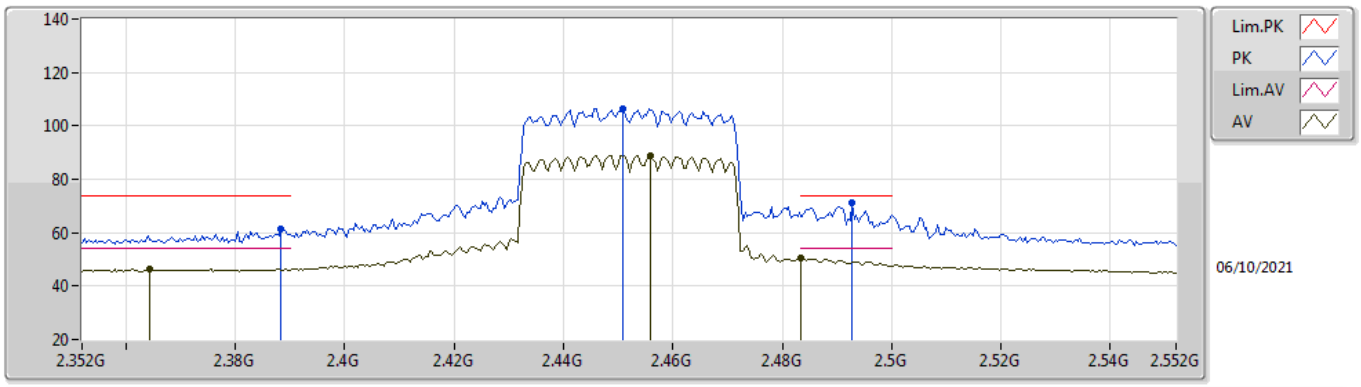

Type	Freq	Level	Limit	Margin	Factor	Dist	Condition	Azimuth	Height	Comment	Raw	AF	CL	PA
	(Hz)	(dBuV/m)	(dBuV/m)	(dB)	(dB)	(m)		(°)	(m)		(dBuV)	(dB)	(dB)	(dB)
AV	2.3644G	46.42	54.00	-7.58	32.29	3	Vertical	189	1.69	-	14.13	27.74	4.55	-
AV	2.456G	89.02	Inf	-Inf	32.10	3	Vertical	189	1.69	-	56.92	27.50	4.60	-
AV	2.4835G	50.49	54.00	-3.51	32.11	3	Vertical	189	1.69	-	18.38	27.50	4.61	-
PK	2.3884G	61.34	74.00	-12.66	32.22	3	Vertical	189	1.69	-	29.12	27.65	4.57	-
PK	2.4508G	106.58	Inf	-Inf	32.10	3	Vertical	189	1.69	-	74.48	27.50	4.60	-
PK	2.4928G	71.19	74.00	-2.81	32.12	3	Vertical	189	1.69	-	39.07	27.50	4.62	-

802.11ax HEW40_Nss1,(MCS0)_2TX

2452MHz_TX

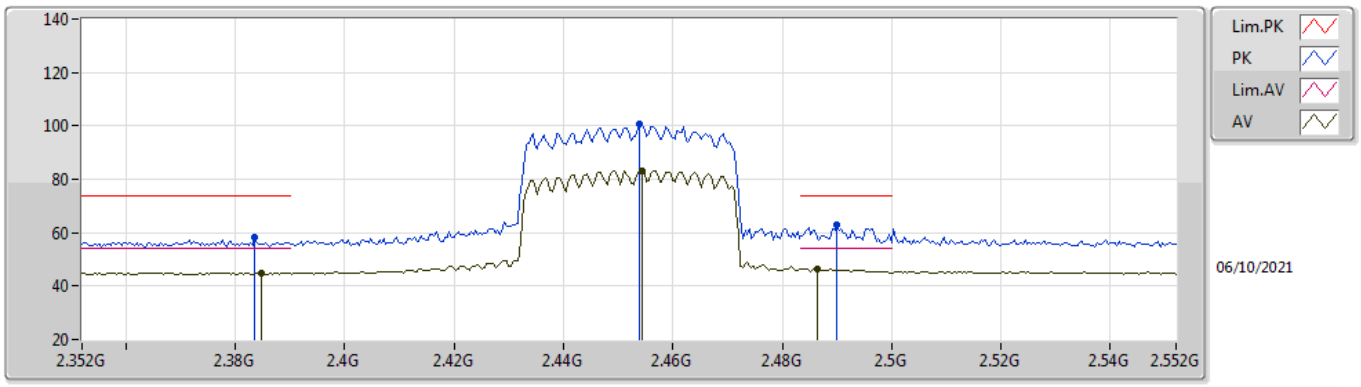

Type	Freq	Level	Limit	Margin	Factor	Dist	Condition	Azimuth	Height	Comment	Raw	AF	CL	PA
	(Hz)	(dBuV/m)	(dBuV/m)	(dB)	(dB)	(m)		(°)	(m)		(dBuV)	(dB)	(dB)	(dB)
AV	2.3848G	44.92	54.00	-9.08	32.23	3	Horizontal	15	1.50	-	12.69	27.66	4.57	-
AV	2.4544G	83.32	Inf	-Inf	32.10	3	Horizontal	15	1.50	-	51.22	27.50	4.60	-
AV	2.4864G	46.47	54.00	-7.53	32.11	3	Horizontal	15	1.50	-	14.36	27.50	4.61	-
PK	2.3836G	58.17	74.00	-15.83	32.23	3	Horizontal	15	1.50	-	25.94	27.67	4.56	-
PK	2.454G	100.52	Inf	-Inf	32.10	3	Horizontal	15	1.50	-	68.42	27.50	4.60	-
PK	2.49G	62.95	74.00	-11.05	32.12	3	Horizontal	15	1.50	-	30.83	27.50	4.62	-

802.11ax HEW40_Nss1,(MCS0)_2TX

2452MHz_TX

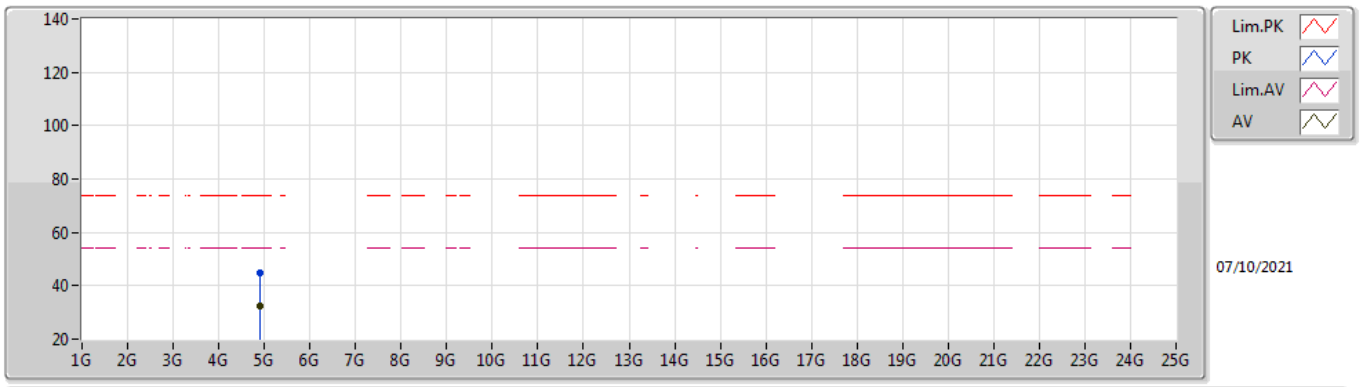

Type	Freq	Level	Limit	Margin	Factor	Dist	Condition	Azimuth	Height	Comment	Raw	AF	CL	PA
	(Hz)	(dBuV/m)	(dBuV/m)	(dB)	(dB)	(m)		(°)	(m)		(dBuV)	(dB)	(dB)	(dB)
AV	4.90348G	32.21	54.00	-21.79	3.06	3	Vertical	241	1.24	-	29.15	31.11	6.74	34.79
PK	4.90404G	45.02	74.00	-28.98	3.08	3	Vertical	241	1.24	-	41.94	31.12	6.74	34.78

802.11ax HEW40_Nss1,(MCS0)_2TX

2452MHz_TX

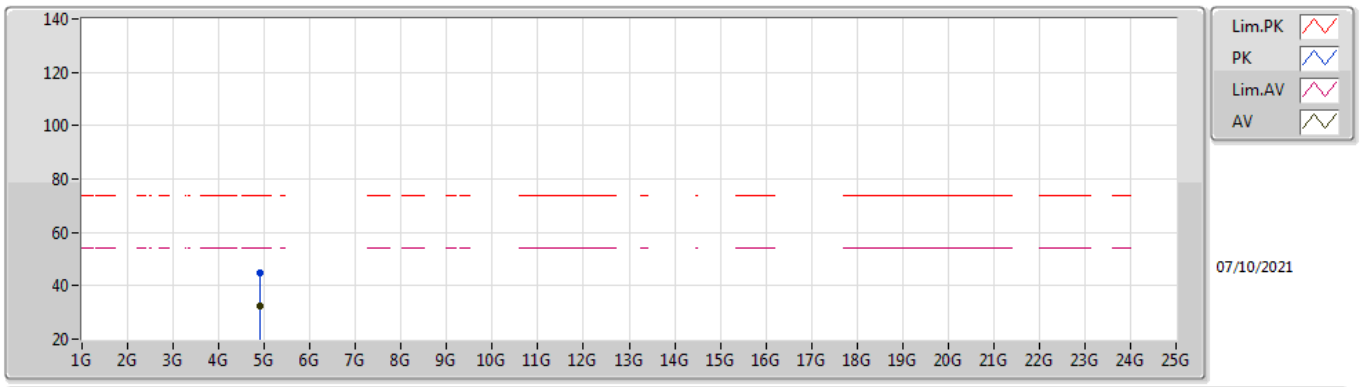

Type	Freq	Level	Limit	Margin	Factor	Dist	Condition	Azimuth	Height	Comment	Raw	AF	CL	PA
	(Hz)	(dBuV/m)	(dBuV/m)	(dB)	(dB)	(m)		(°)	(m)		(dBuV)	(dB)	(dB)	(dB)
AV	4.90489G	32.19	54.00	-21.81	3.08	3	Horizontal	326	1.22	-	29.11	31.12	6.74	34.78
PK	4.90392G	44.84	74.00	-29.16	3.08	3	Horizontal	326	1.22	-	41.76	31.12	6.74	34.78