Appendix B: Test Results of Radiation Emissions & Mains

Conducted Emission

Band Edges, 4.5GHz ~ 5.15GHz

U-NII-1

802.11a

CH 36 (Horizontal) Peak

TÜV Rheinland Taiwan Ltd.
No. 458-18, Sec 2, Fenliao., Linkou Dist., New Taipei City 244, Taiwan(R.O.C.)
Tel:+886-2172-1000 Fax:+886-2172-1322

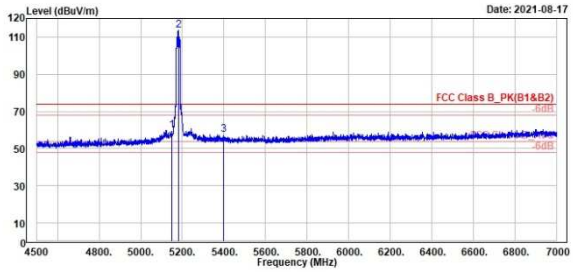

	Freq	Level	Read Level	Factor	Limit Line	Over Limit	APos	TPos	Remark	Pol/Phase	Note
	MHz	dBuV/m	dBuV	dB/m	dBuV/m	dB	cm	deg			
1	5148.33	59.98	17.18	42.80	74.00	-14.02	100	303	Peak	Horizontal	
2 *	5183.27	113.49	70.46	43.03	74.00	39.49	100	303	Peak	Horizontal	
3	5400.38	57.35	13.74	43.61	74.00	-16.65	100	303	Peak	Horizontal	

CH 36 (Vertical) Peak

TÜV Rheinland Taiwan Ltd.
No. 458-18, Sec 2, Fenliao., Linkou Dist., New Taipei City 244, Taiwan(R.O.C.)
Tel:+886-2172-1000 Fax:+886-2172-1322

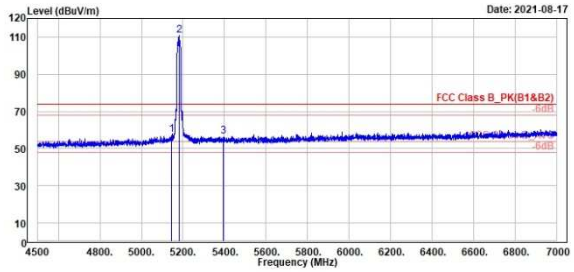

	Freq	Level	Read Level	Factor	Limit Line	Over Limit	APos	TPos	Remark	Pol/Phase	Note
	MHz	dBuV/m	dBuV	dB/m	dBuV/m	dB	cm	deg			
1	5146.84	57.27	14.49	42.78	74.00	-16.73	353	248	Peak	Vertical	
2 *	5180.00	110.97	67.97	43.00	74.00	36.97	353	248	Peak	Vertical	
3	5392.89	56.50	12.93	43.57	74.00	-17.50	353	248	Peak	Vertical	

802.11a

CH 36 (Horizontal) Average

TÜV Rheinland Taiwan Ltd.
No. 458-18, Sec 2, Fenliao, Linkou Dist., New Taipei City 244, Taiwan(R.O.C.)
Tel:+886-2172-1000 Fax:+886-2172-1322

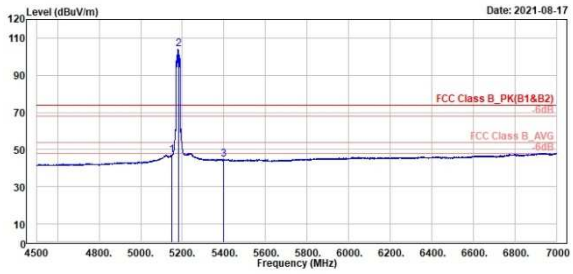

	Freq	Level	Read Level	Factor	Limit Line	Over Limit	APos	TPos	Remark	Pol/Phase	Note
	MHz	dBuV/m	dBuV	dB/m	dBuV/m	dB	cm	deg			
1	5148.33	47.19	4.39	42.80	54.00	-6.81	100	303	Average	Horizontal	
2 *	5180.00	103.81	60.81	43.00	54.00	49.81	100	303	Average	Horizontal	
3	5400.38	44.92	1.31	43.61	54.00	-9.08	100	303	Average	Horizontal	

CH 36 (Vertical) Average

TÜV Rheinland Taiwan Ltd.
No. 458-18, Sec 2, Fenliao, Linkou Dist., New Taipei City 244, Taiwan(R.O.C.)
Tel:+886-2172-1000 Fax:+886-2172-1322

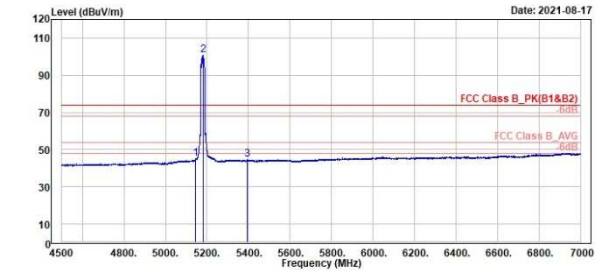

	Freq	Level	Read Level	Factor	Limit Line	Over Limit	APos	TPos	Remark	Pol/Phase	Note
	MHz	dBuV/m	dBuV	dB/m	dBuV/m	dB	cm	deg			
1	5146.84	45.05	2.27	42.78	54.00	-8.95	353	248	Average	Vertical	
2 *	5180.00	101.06	58.06	43.00	54.00	47.06	353	248	Average	Vertical	
3	5392.89	44.52	0.95	43.57	54.00	-9.48	353	248	Average	Vertical	

802.11a

CH 40 (Horizontal) Peak

TÜV Rheinland Taiwan Ltd.
No. 458-18, Sec 2, Fenliao, Linkou Dist., New Taipei City 244, Taiwan(R.O.C.)
Tel:+886-2172-1000 Fax:+886-2172-1322

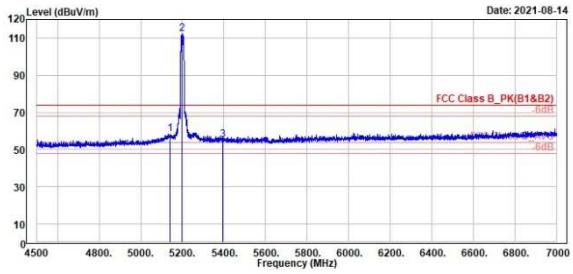

	Freq	Level	Read Level	Factor	Limit Line	Over Limit	APos	TPos	Remark	Pol/Phase	Note
	MHz	dBuV/m	dBuV	dB/m	dBuV/m	dB	cm	deg			
1	5142.84	58.37	15.59	42.78	74.00	-15.63	120	294	Peak	Horizontal	
2 *	5200.00	112.43	69.29	43.14	74.00	38.43	120	294	Peak	Horizontal	
3	5394.89	54.99	11.40	43.59	74.00	-19.01	120	294	Peak	Horizontal	

CH 40 (Vertical) Peak

TÜV Rheinland Taiwan Ltd.
No. 458-18, Sec 2, Fenliao, Linkou Dist., New Taipei City 244, Taiwan(R.O.C.)
Tel:+886-2172-1000 Fax:+886-2172-1322

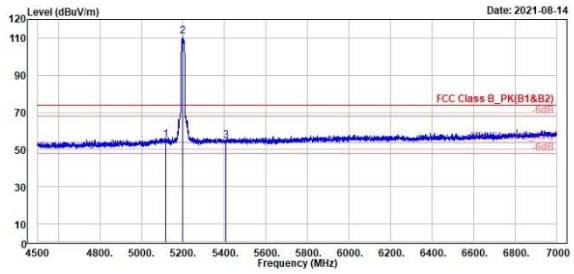

	Freq	Level	Read Level	Factor	Limit Line	Over Limit	APos	TPos	Remark	Pol/Phase	Note
	MHz	dBuV/m	dBuV	dB/m	dBuV/m	dB	cm	deg			
1	5114.89	55.14	12.44	42.70	74.00	-18.86	374	245	Peak	Vertical	
2 *	5200.00	110.88	67.74	43.14	74.00	36.88	374	245	Peak	Vertical	
3	5406.87	54.77	11.16	43.61	74.00	-19.23	374	245	Peak	Vertical	

802.11a

CH 40 (Horizontal) Average

TÜV Rheinland Taiwan Ltd.
No. 458-18, Sec 2, Fenliao., Linkou Dist., New Taipei City 244, Taiwan(R.O.C.)
Tel:+886-2172-1000 Fax:+886-2172-1322

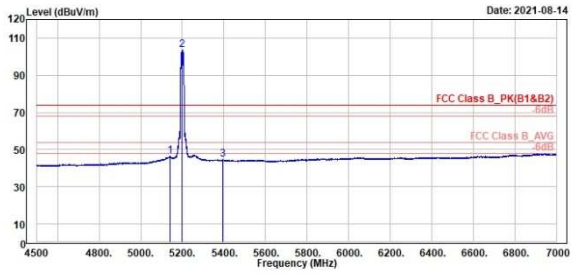

	Freq	Level	Read Level	Factor	Limit Line	Over Limit	APos	TPos	Remark	Pol/Phase	Note
	MHz	dBuV/m	dBuV	dB/m	dBuV/m	dB	cm	deg			
1	5142.84	46.35	3.57	42.78	54.00	-7.65	120	294	Average	Horizontal	
2 *	5200.00	103.68	60.54	43.14	54.00	49.68	120	294	Average	Horizontal	
3	5394.89	44.77	1.18	43.59	54.00	-9.23	120	294	Average	Horizontal	

CH 40 (Vertical) Average

TÜV Rheinland Taiwan Ltd.
No. 458-18, Sec 2, Fenliao., Linkou Dist., New Taipei City 244, Taiwan(R.O.C.)
Tel:+886-2172-1000 Fax:+886-2172-1322

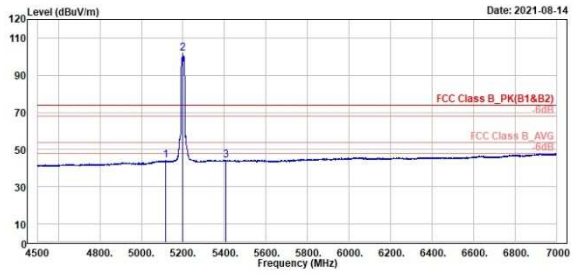

	Freq	Level	Read Level	Factor	Limit Line	Over Limit	APos	TPos	Remark	Pol/Phase	Note
	MHz	dBuV/m	dBuV	dB/m	dBuV/m	dB	cm	deg			
1	5114.89	44.10	1.40	42.70	54.00	-9.90	374	245	Average	Vertical	
2 *	5200.00	101.66	58.52	43.14	54.00	47.66	374	245	Average	Vertical	
3	5406.87	44.25	0.64	43.61	54.00	-9.75	374	245	Average	Vertical	

802.11a

CH 48 (Horizontal) Peak

TÜV Rheinland Taiwan Ltd.
No. 458-18, Sec 2, Fenliao., Linkou Dist., New Taipei City 244, Taiwan(R.O.C.)
Tel:+886-2172-1000 Fax:+886-2172-1322

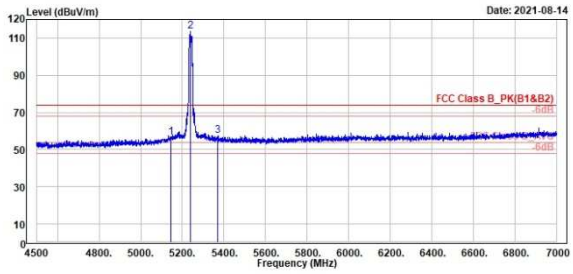

	Freq	Level	Read Level	Factor	Limit Line	Over Limit	APos	TPos	Remark	Pol/Phase	Note
	MHz	dBuV/m	dBuV	dB/m	dBuV/m	dB	cm	deg			
1	5146.34	56.46	13.68	42.78	74.00	-17.54	112	299	Peak	Horizontal	
2 *	5240.00	113.52	70.35	43.17	74.00	39.52	112	299	Peak	Horizontal	
3	5371.43	57.40	13.92	43.48	74.00	-16.60	112	299	Peak	Horizontal	

CH 48 (Vertical) Peak

TÜV Rheinland Taiwan Ltd.
No. 458-18, Sec 2, Fenliao., Linkou Dist., New Taipei City 244, Taiwan(R.O.C.)
Tel:+886-2172-1000 Fax:+886-2172-1322

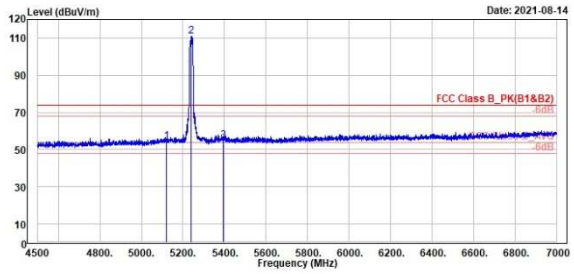

	Freq	Level	Read Level	Factor	Limit Line	Over Limit	APos	TPos	Remark	Pol/Phase	Note
	MHz	dBuV/m	dBuV	dB/m	dBuV/m	dB	cm	deg			
1	5121.38	54.39	11.68	42.71	74.00	-19.61	346	248	Peak	Vertical	
2 *	5240.00	111.05	67.88	43.17	74.00	37.05	346	248	Peak	Vertical	
3	5392.89	54.96	11.39	43.57	74.00	-19.04	346	248	Peak	Vertical	

802.11a

CH 48 (Horizontal) Average

TÜV Rheinland Taiwan Ltd.
No. 458-18, Sec 2, Fenliao, Linkou Dist., New Taipei City 244, Taiwan(R.O.C.)
Tel:+886-2172-1000 Fax:+886-2172-1322

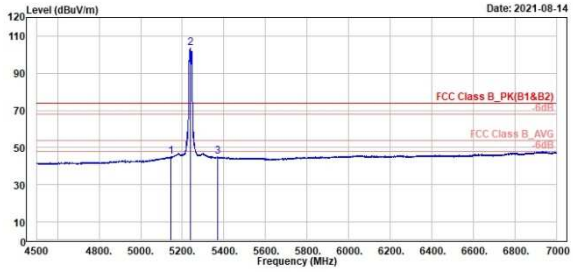

	Freq	Level	Read Level	Factor	Limit Line	Over Limit	APos	TPos	Remark	Pol/Phase	Note
	MHz	dBuV/m	dBuV	dB/m	dBuV/m	dB	cm	deg			
1	5146.34	44.99	2.21	42.78	54.00	-9.01	112	299	Average	Horizontal	
2 *	5240.00	103.41	60.24	43.17	54.00	49.41	112	299	Average	Horizontal	
3	5371.43	44.95	1.47	43.48	54.00	-9.05	112	299	Average	Horizontal	

CH 48 (Vertical) Average

TÜV Rheinland Taiwan Ltd.
No. 458-18, Sec 2, Fenliao, Linkou Dist., New Taipei City 244, Taiwan(R.O.C.)
Tel:+886-2172-1000 Fax:+886-2172-1322

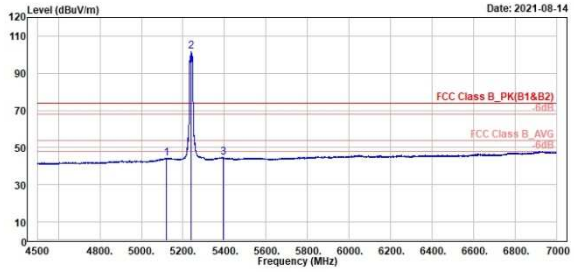

	Freq	Level	Read Level	Factor	Limit Line	Over Limit	APos	TPos	Remark	Pol/Phase	Note
	MHz	dBuV/m	dBuV	dB/m	dBuV/m	dB	cm	deg			
1	5121.38	44.22	1.51	42.71	54.00	-9.78	346	248	Average	Vertical	
2 *	5240.00	101.87	58.70	43.17	54.00	47.87	346	248	Average	Vertical	
3	5392.89	44.67	1.10	43.57	54.00	-9.33	346	248	Average	Vertical	

802.11n HT20

CH 36 (Horizontal) Peak

TÜV Rheinland Taiwan Ltd.
No. 458-18, Sec 2, Fenliao., Linkou Dist., New Taipei City 244, Taiwan(R.O.C.)
Tel:+886-2172-1000 Fax:+886-2172-1322

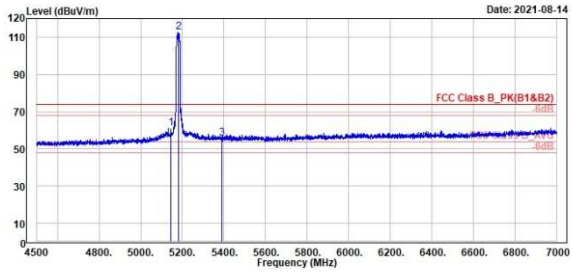

	Freq	Level	Read Level	Factor	Limit Line	Over Limit	APos	TPos	Remark	Pol/Phase	Note
	MHz	dBuV/m	dBuV	dB/m	dBuV/m	dB	cm	deg			
1	5145.84	61.20	18.42	42.78	74.00	-12.80	100	296	Peak	Horizontal	
2 *	5180.00	112.49	69.49	43.00	74.00	38.49	100	296	Peak	Horizontal	
3	5389.90	55.49	11.93	43.56	74.00	-18.51	100	296	Peak	Horizontal	

CH 36 (Vertical) Peak

TÜV Rheinland Taiwan Ltd.
No. 458-18, Sec 2, Fenliao., Linkou Dist., New Taipei City 244, Taiwan(R.O.C.)
Tel:+886-2172-1000 Fax:+886-2172-1322

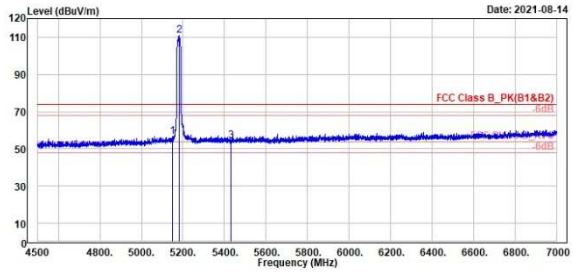

	Freq	Level	Read Level	Factor	Limit Line	Over Limit	APos	TPos	Remark	Pol/Phase	Note
	MHz	dBuV/m	dBuV	dB/m	dBuV/m	dB	cm	deg			
1	5148.83	56.35	13.55	42.80	74.00	-17.65	354	248	Peak	Vertical	
2 *	5180.00	111.07	68.07	43.00	74.00	37.07	354	248	Peak	Vertical	
3	5430.33	54.08	10.50	43.58	74.00	-19.92	354	248	Peak	Vertical	

802.11n HT20

CH 36 (Horizontal) Average

TÜV Rheinland Taiwan Ltd.
No. 458-18, Sec 2, Fenliao, Linkou Dist., New Taipei City 244, Taiwan(R.O.C.)
Tel:+886-2172-1000 Fax:+886-2172-1322

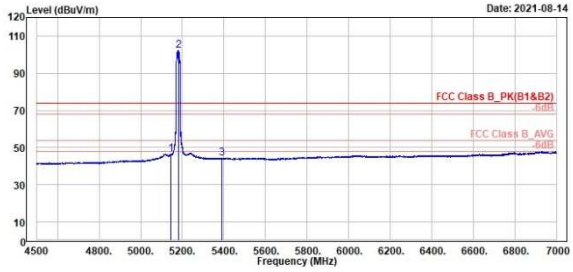

	Freq	Level	Read Level	Factor	Limit Line	Over Limit	APos	TPos	Remark	Pol/Phase	Note
	MHz	dBuV/m	dBuV	dB/m	dBuV/m	dB	cm	deg			
1	5145.84	46.68	3.90	42.78	54.00	-7.32	100	296	Average	Horizontal	
2 *	5180.00	102.34	59.34	43.00	54.00	48.34	100	296	Average	Horizontal	
3	5389.90	44.44	0.88	43.56	54.00	-9.56	100	296	Average	Horizontal	

CH 36 (Vertical) Average

TÜV Rheinland Taiwan Ltd.
No. 458-18, Sec 2, Fenliao, Linkou Dist., New Taipei City 244, Taiwan(R.O.C.)
Tel:+886-2172-1000 Fax:+886-2172-1322

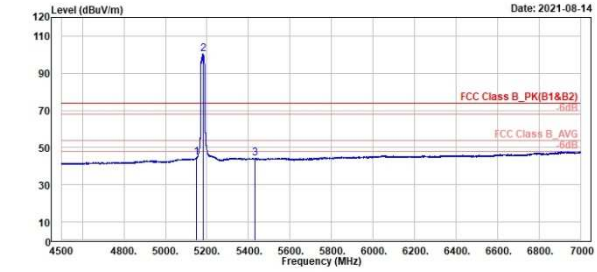

	Freq	Level	Read Level	Factor	Limit Line	Over Limit	APos	TPos	Remark	Pol/Phase	Note
	MHz	dBuV/m	dBuV	dB/m	dBuV/m	dB	cm	deg			
1	5148.83	44.54	1.74	42.80	54.00	-9.46	354	248	Average	Vertical	
2 *	5180.00	100.32	57.32	43.00	54.00	46.32	354	248	Average	Vertical	
3	5430.33	44.35	0.77	43.58	54.00	-9.65	354	248	Average	Vertical	

802.11n HT20

CH 40 (Horizontal) Peak

TÜV Rheinland Taiwan Ltd.
No. 458-18, Sec 2, Fenliao., Linkou Dist., New Taipei City 244, Taiwan(R.O.C.)
Tel:+886-2172-1000 Fax:+886-2172-1322

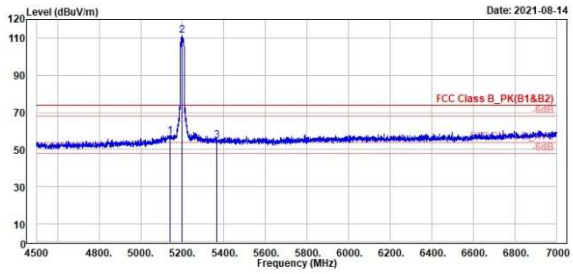

	Freq	Level	Read Level	Factor	Limit Line	Over Limit	APos	TPos	Remark	Pol/Phase	Note
	MHz	dBuV/m	dBuV	dB/m	dBuV/m	dB	cm	deg			
1	5142.34	57.24	14.47	42.77	74.00	-16.76	112	301	Peak	Horizontal	
2 *	5200.00	111.39	68.25	43.14	74.00	37.39	112	301	Peak	Horizontal	
3	5364.94	54.84	11.40	43.44	74.00	-19.16	112	301	Peak	Horizontal	

CH 40 (Vertical) Peak

TÜV Rheinland Taiwan Ltd.
No. 458-18, Sec 2, Fenliao., Linkou Dist., New Taipei City 244, Taiwan(R.O.C.)
Tel:+886-2172-1000 Fax:+886-2172-1322

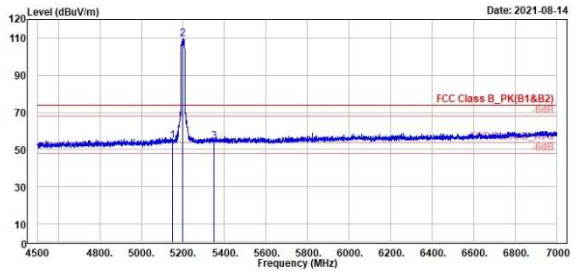

	Freq	Level	Read Level	Factor	Limit Line	Over Limit	APos	TPos	Remark	Pol/Phase	Note
	MHz	dBuV/m	dBuV	dB/m	dBuV/m	dB	cm	deg			
1	5148.33	54.88	12.08	42.80	74.00	-19.12	356	273	Peak	Vertical	
2 *	5200.00	109.53	66.39	43.14	74.00	35.53	356	273	Peak	Vertical	
3	5349.97	54.13	10.76	43.37	74.00	-19.87	356	273	Peak	Vertical	

802.11n HT20

CH 40 (Horizontal) Average

TÜV Rheinland Taiwan Ltd.
No. 458-18, Sec 2, Fenliao, Linkou Dist., New Taipei City 244, Taiwan(R.O.C.)
Tel:+886-2172-1000 Fax:+886-2172-1322

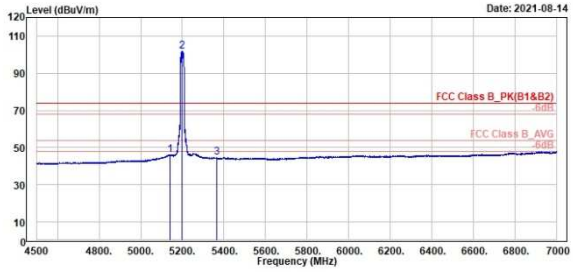

	Freq	Level	Read Level	Factor	Limit Line	Over Limit	APos	TPos	Remark	Pol/Phase	Note
	MHz	dBuV/m	dBuV	dB/m	dBuV/m	dB	cm	deg			
1	5142.34	46.23	3.46	42.77	54.00	-7.77	112	301	Average	Horizontal	
2 *	5200.00	101.89	58.75	43.14	54.00	47.89	112	301	Average	Horizontal	
3	5364.94	44.55	1.11	43.44	54.00	-9.45	112	301	Average	Horizontal	

CH 40 (Vertical) Average

TÜV Rheinland Taiwan Ltd.
No. 458-18, Sec 2, Fenliao, Linkou Dist., New Taipei City 244, Taiwan(R.O.C.)
Tel:+886-2172-1000 Fax:+886-2172-1322

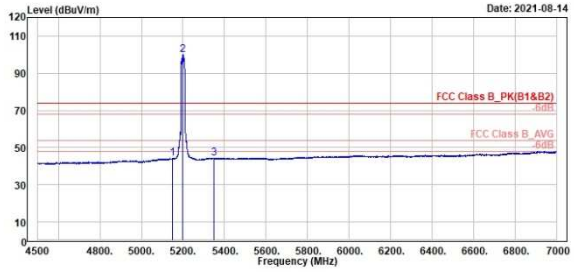

	Freq	Level	Read Level	Factor	Limit Line	Over Limit	APos	TPos	Remark	Pol/Phase	Note
	MHz	dBuV/m	dBuV	dB/m	dBuV/m	dB	cm	deg			
1	5148.33	44.06	1.26	42.80	54.00	-9.94	356	273	Average	Vertical	
2 *	5200.00	100.10	56.96	43.14	54.00	46.10	356	273	Average	Vertical	
3	5349.97	44.46	1.09	43.37	54.00	-9.54	356	273	Average	Vertical	

802.11n HT20

CH 48 (Horizontal) Peak

TÜV Rheinland Taiwan Ltd.
No. 458-18, Sec 2, Fenliao, Linkou Dist., New Taipei City 244, Taiwan(R.O.C.)
Tel:+886-2172-1000 Fax:+886-2172-1322

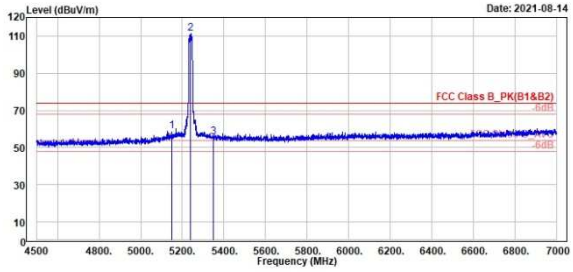

	Freq	Level	Read Level	Factor	Limit Line	Over Limit	APos	TPos	Remark	Pol/Phase	Note
	MHz	dBuV/m	dBuV	dB/m	dBuV/m	dB	cm	deg			
1	5147.83	58.80	16.00	42.80	74.00	-15.20	100	297	Peak	Horizontal	
2 *	5240.00	111.26	68.09	43.17	74.00	37.26	100	297	Peak	Horizontal	
3	5350.47	55.65	12.28	43.37	74.00	-18.35	100	297	Peak	Horizontal	

CH 48 (Vertical) Peak

TÜV Rheinland Taiwan Ltd.
No. 458-18, Sec 2, Fenliao, Linkou Dist., New Taipei City 244, Taiwan(R.O.C.)
Tel:+886-2172-1000 Fax:+886-2172-1322

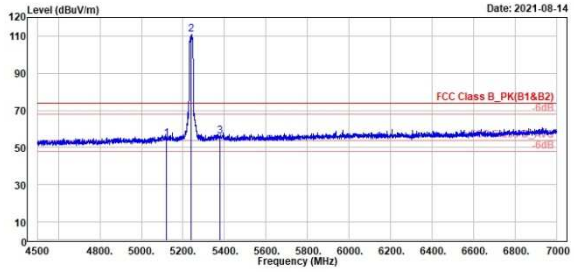

	Freq	Level	Read Level	Factor	Limit Line	Over Limit	APos	TPos	Remark	Pol/Phase	Note
	MHz	dBuV/m	dBuV	dB/m	dBuV/m	dB	cm	deg			
1	5120.38	54.76	12.05	42.71	74.00	-19.24	331	270	Peak	Vertical	
2 *	5240.00	111.08	67.91	43.17	74.00	37.08	331	270	Peak	Vertical	
3	5376.92	56.00	12.50	43.50	74.00	-18.00	331	270	Peak	Vertical	

802.11n HT20

CH 48 (Horizontal) Average

TÜV Rheinland Taiwan Ltd.
No. 458-18, Sec 2, Fenliao, Linkou Dist., New Taipei City 244, Taiwan(R.O.C.)
Tel:+886-2172-1000 Fax:+886-2172-1322

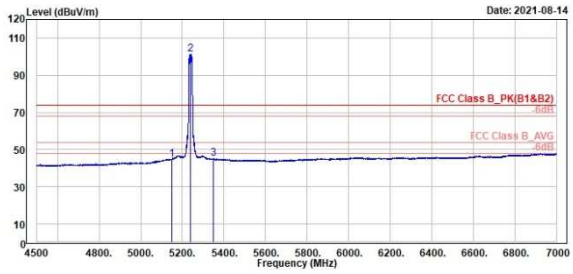

	Freq	Level	Read Level	Factor	Limit Line	Over Limit	APos	TPos	Remark	Pol/Phase	Note
	MHz	dBuV/m	dBuV	dB/m	dBuV/m	dB	cm	deg			
1	5147.83	44.90	2.10	42.80	54.00	-9.10	100	297	Average	Horizontal	
2 *	5240.00	101.40	58.23	43.17	54.00	47.40	100	297	Average	Horizontal	
3	5350.47	45.05	1.68	43.37	54.00	-8.95	100	297	Average	Horizontal	

CH 48 (Vertical) Average

TÜV Rheinland Taiwan Ltd.
No. 458-18, Sec 2, Fenliao, Linkou Dist., New Taipei City 244, Taiwan(R.O.C.)
Tel:+886-2172-1000 Fax:+886-2172-1322

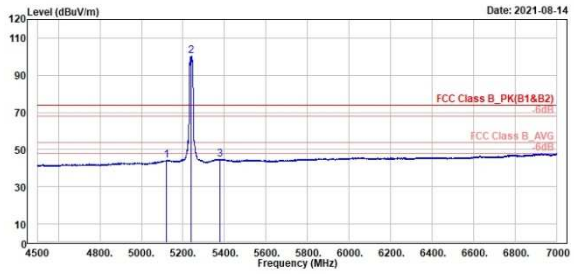

	Freq	Level	Read Level	Factor	Limit Line	Over Limit	APos	TPos	Remark	Pol/Phase	Note
	MHz	dBuV/m	dBuV	dB/m	dBuV/m	dB	cm	deg			
1	5120.38	44.35	1.64	42.71	54.00	-9.65	331	270	Average	Vertical	
2 *	5240.00	100.17	57.00	43.17	54.00	46.17	331	270	Average	Vertical	
3	5376.92	44.84	1.34	43.50	54.00	-9.16	331	270	Average	Vertical	

802.11n HT40

CH 38 (Horizontal) Peak

TÜV Rheinland Taiwan Ltd.
No. 458-18, Sec 2, Fenliao., Linkou Dist., New Taipei City 244, Taiwan(R.O.C.)
Tel:+886-2172-1000 Fax:+886-2172-1322

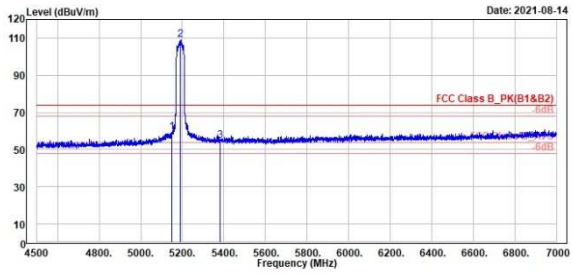

	Freq	Level	Read Level	Factor	Limit Line	Over Limit	APos	TPos	Remark	Pol/Phase	Note
	MHz	dBuV/m	dBuV	dB/m	dBuV/m	dB	cm	deg			
1	5149.83	59.30	16.50	42.80	74.00	-14.70	102	299	Peak	Horizontal	
2 *	5190.00	109.03	65.96	43.07	74.00	35.03	102	299	Peak	Horizontal	
3	5380.42	54.58	11.07	43.51	74.00	-19.42	102	299	Peak	Horizontal	

CH 38 (Vertical) Peak

TÜV Rheinland Taiwan Ltd.
No. 458-18, Sec 2, Fenliao., Linkou Dist., New Taipei City 244, Taiwan(R.O.C.)
Tel:+886-2172-1000 Fax:+886-2172-1322

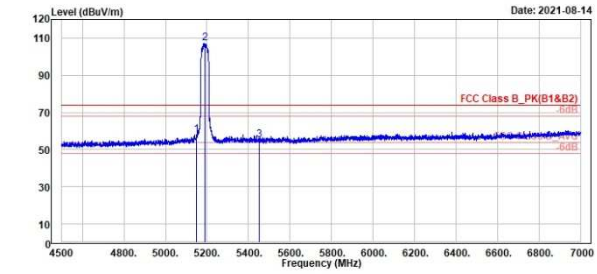

	Freq	Level	Read Level	Factor	Limit Line	Over Limit	APos	TPos	Remark	Pol/Phase	Note
	MHz	dBuV/m	dBuV	dB/m	dBuV/m	dB	cm	deg			
1	5149.83	57.89	15.09	42.80	74.00	-16.11	355	247	Peak	Vertical	
2 *	5190.00	107.25	64.18	43.07	74.00	33.25	355	247	Peak	Vertical	
3	5452.29	55.07	11.52	43.55	74.00	-18.93	355	247	Peak	Vertical	

802.11n HT40

CH 38 (Horizontal) Average

TÜV Rheinland Taiwan Ltd.
No. 458-18, Sec 2, Fenliao, Linkou Dist., New Taipei City 244, Taiwan(R.O.C.)
Tel:+886-2172-1000 Fax:+886-2172-1322

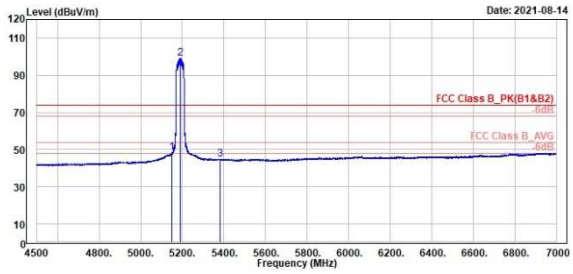

		Freq	Level	Read Level	Factor	Limit Line	Over Limit	APos	TPos	Remark	Pol/Phase	Note
		MHz	dBuV/m	dBuV	dB/m	dBuV/m	dB	cm	deg			
1	!	5149.83	48.20	5.40	42.80	54.00	-5.80	102	299	Average	Horizontal	
2	*	5190.00	99.16	56.09	43.07	54.00	45.16	102	299	Average	Horizontal	
3		5380.42	44.94	1.43	43.51	54.00	-9.06	102	299	Average	Horizontal	

CH 38 (Vertical) Average

TÜV Rheinland Taiwan Ltd.
No. 458-18, Sec 2, Fenliao, Linkou Dist., New Taipei City 244, Taiwan(R.O.C.)
Tel:+886-2172-1000 Fax:+886-2172-1322

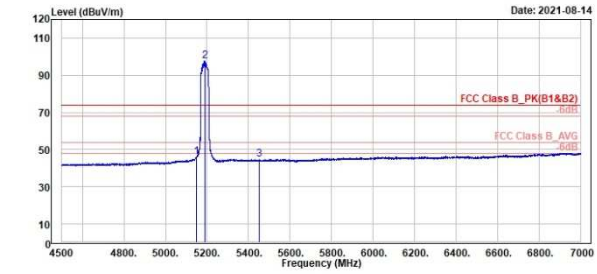

		Freq	Level	Read Level	Factor	Limit Line	Over Limit	APos	TPos	Remark	Pol/Phase	Note
		MHz	dBuV/m	dBuV	dB/m	dBuV/m	dB	cm	deg			
1		5149.83	45.96	3.16	42.80	74.00	-28.04	355	247	Peak	Vertical	
2	*	5190.00	97.55	54.48	43.07	74.00	23.55	355	247	Peak	Vertical	
3		5452.29	44.72	1.17	43.55	74.00	-29.28	355	247	Peak	Vertical	

802.11n HT40

CH 46 (Horizontal) Peak

TÜV Rheinland Taiwan Ltd.
No. 458-18, Sec 2, Fenliao, Linkou Dist., New Taipei City 244, Taiwan(R.O.C.)
Tel:+886-2172-1000 Fax:+886-2172-1322

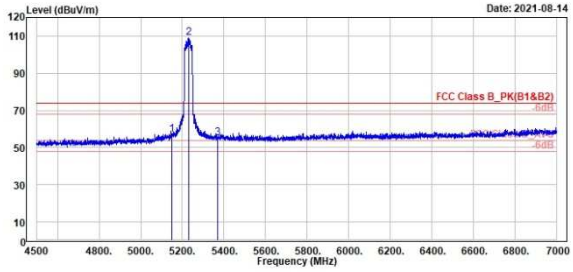

	Freq	Level	Read Level	Factor	Limit Line	Over Limit	APos	TPos	Remark	Pol/Phase	Note
	MHz	dBuV/m	dBuV	dB/m	dBuV/m	dB	cm	deg			
1	5147.83	57.13	14.33	42.80	74.00	-16.87	100	296	Peak	Horizontal	
2 *	5230.00	109.09	65.92	43.17	74.00	35.09	100	296	Peak	Horizontal	
3	5368.94	55.31	11.85	43.46	74.00	-18.69	100	296	Peak	Horizontal	

CH 46 (Vertical) Peak

TÜV Rheinland Taiwan Ltd.
No. 458-18, Sec 2, Fenliao, Linkou Dist., New Taipei City 244, Taiwan(R.O.C.)
Tel:+886-2172-1000 Fax:+886-2172-1322

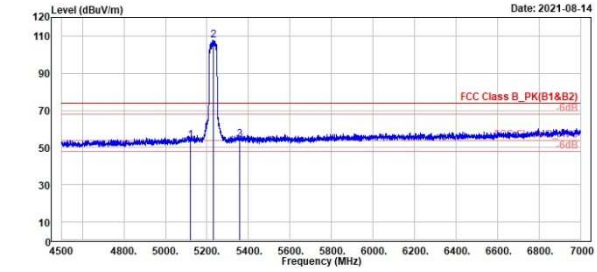

	Freq	Level	Read Level	Factor	Limit Line	Over Limit	APos	TPos	Remark	Pol/Phase	Note
	MHz	dBuV/m	dBuV	dB/m	dBuV/m	dB	cm	deg			
1	5118.89	53.74	11.03	42.71	74.00	-20.26	333	271	Peak	Vertical	
2 *	5230.00	107.66	64.49	43.17	74.00	33.66	333	271	Peak	Vertical	
3	5356.96	54.11	10.71	43.40	74.00	-19.89	333	271	Peak	Vertical	

802.11n HT40

CH 46 (Horizontal) Average

TÜV Rheinland Taiwan Ltd.
No. 458-18, Sec 2, Fenliao, Linkou Dist., New Taipei City 244, Taiwan(R.O.C.)
Tel:+886-2172-1000 Fax:+886-2172-1322

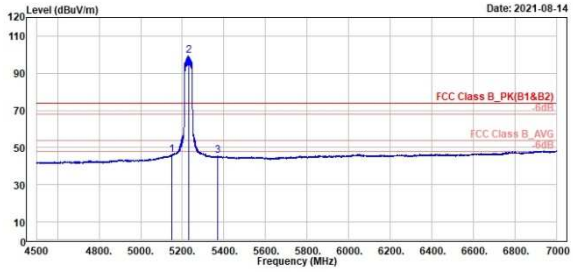

	Freq	Level	Read Level	Factor	Limit Line	Over Limit	APos	TPos	Remark	Pol/Phase	Note
	MHz	dBuV/m	dBuV	dB/m	dBuV/m	dB	cm	deg			
1	5147.83	46.24	3.44	42.80	54.00	-7.76	100	296	Average	Horizontal	
2 *	5230.00	99.40	56.23	43.17	54.00	45.40	100	296	Average	Horizontal	
3	5368.94	45.52	2.06	43.46	54.00	-8.48	100	296	Average	Horizontal	

CH 46 (Vertical) Average

TÜV Rheinland Taiwan Ltd.
No. 458-18, Sec 2, Fenliao, Linkou Dist., New Taipei City 244, Taiwan(R.O.C.)
Tel:+886-2172-1000 Fax:+886-2172-1322

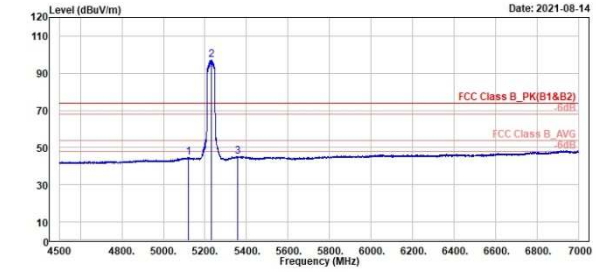

	Freq	Level	Read Level	Factor	Limit Line	Over Limit	APos	TPos	Remark	Pol/Phase	Note
	MHz	dBuV/m	dBuV	dB/m	dBuV/m	dB	cm	deg			
1	5118.89	44.69	1.98	42.71	54.00	-9.31	333	271	Average	Vertical	
2 *	5230.00	97.27	54.10	43.17	54.00	43.27	333	271	Average	Vertical	
3	5356.96	45.18	1.78	43.40	54.00	-8.82	333	271	Average	Vertical	

802.11ac VHT80

CH 42 (Horizontal) Peak

TÜV Rheinland Taiwan Ltd.
No. 458-18, Sec 2, Fenliao, Linkou Dist., New Taipei City 244, Taiwan(R.O.C.)
Tel:+886-2172-1000 Fax:+886-2172-1322

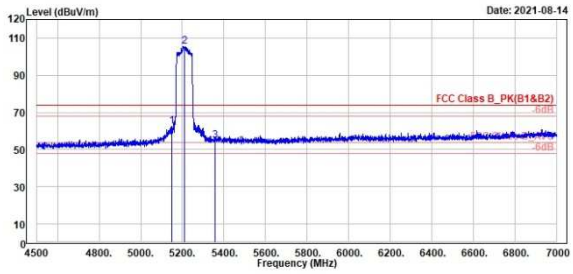

	Freq	Level	Read Level	Factor	Limit Line	Over Limit	APos	TPos	Remark	Pol/Phase	Note
	MHz	dBuV/m	dBuV	dB/m	dBuV/m	dB	cm	deg			
1	5149.83	62.41	19.61	42.80	74.00	-11.59	112	294	Peak	Horizontal	
2 *	5210.00	105.53	62.38	43.15	74.00	31.53	112	294	Peak	Horizontal	
3	5358.95	54.82	11.40	43.42	74.00	-19.18	112	294	Peak	Horizontal	

CH 42 (Vertical) Peak

TÜV Rheinland Taiwan Ltd.
No. 458-18, Sec 2, Fenliao, Linkou Dist., New Taipei City 244, Taiwan(R.O.C.)
Tel:+886-2172-1000 Fax:+886-2172-1322

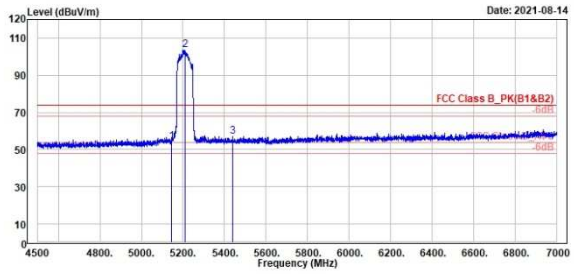

	Freq	Level	Read Level	Factor	Limit Line	Over Limit	APos	TPos	Remark	Pol/Phase	Note
	MHz	dBuV/m	dBuV	dB/m	dBuV/m	dB	cm	deg			
1	5145.84	54.37	11.59	42.78	74.00	-19.63	378	273	Peak	Vertical	
2 *	5210.00	103.67	60.52	43.15	74.00	29.67	378	273	Peak	Vertical	
3	5438.31	56.98	13.42	43.56	74.00	-17.02	378	273	Peak	Vertical	

802.11ac VHT80

CH 42 (Horizontal) Average

TÜV Rheinland Taiwan Ltd.
No. 458-18, Sec 2, Fenliao., Linkou Dist., New Taipei City 244, Taiwan(R.O.C.)
Tel:+886-2172-1000 Fax:+886-2172-1322

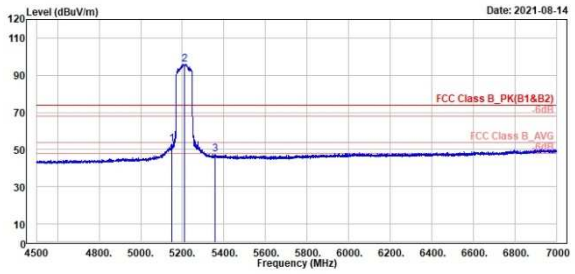

	Freq	Level	Read Level	Factor	Limit Line	Over Limit	APos	TPos	Remark	Pol/Phase	Note
	MHz	dBuV/m	dBuV	dB/m	dBuV/m	dB	cm	deg			
1 !	5149.83	53.14	10.34	42.80	54.00	-0.86	112	294	Average	Horizontal	
2 *	5210.00	95.91	52.76	43.15	54.00	41.91	112	294	Average	Horizontal	
3	5358.95	47.44	4.02	43.42	54.00	-6.56	112	294	Average	Horizontal	

CH 42 (Vertical) Average

TÜV Rheinland Taiwan Ltd.
No. 458-18, Sec 2, Fenliao., Linkou Dist., New Taipei City 244, Taiwan(R.O.C.)
Tel:+886-2172-1000 Fax:+886-2172-1322

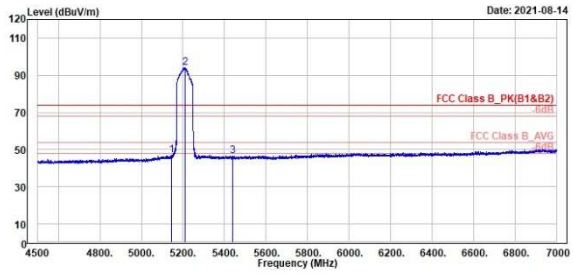

	Freq	Level	Read Level	Factor	Limit Line	Over Limit	APos	TPos	Remark	Pol/Phase	Note
	MHz	dBuV/m	dBuV	dB/m	dBuV/m	dB	cm	deg			
1	5145.84	47.15	4.37	42.78	54.00	-6.85	378	273	Average	Vertical	
2 *	5210.00	94.22	51.07	43.15	54.00	40.22	378	273	Average	Vertical	
3	5438.31	46.57	3.01	43.56	54.00	-7.43	378	273	Average	Vertical	

Band Edges, 5.35GHz

U-NII-2A

802.11a	
CH 52 (Horizontal) Peak	**CH 52 (Vertical) Peak**

TÜV Rheinland Taiwan Ltd.
No. 458-18, Sec 2, Fenliao, Linkou Dist., New Taipei City 244, Taiwan(R.O.C.)
Tel:+886-2172-1000 Fax:+886-2172-1322

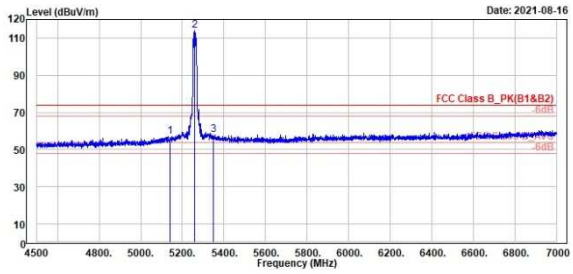

	Freq	Level	Read Level	Factor	Limit Line	Over Limit	APos	TPos	Remark	Pol/Phase	Note
	MHz	dBuV/m	dBuV	dB/m	dBuV/m	dB	cm	deg			
1	5139.50	57.15	14.38	42.77	74.00	-16.85	116	296	Peak	Horizontal	
2 *	5260.00	113.95	70.78	43.17	74.00	39.95	116	296	Peak	Horizontal	
3	5351.00	57.95	14.58	43.37	74.00	-16.05	116	296	Peak	Horizontal	

TÜV Rheinland Taiwan Ltd.
No. 458-18, Sec 2, Fenliao, Linkou Dist., New Taipei City 244, Taiwan(R.O.C.)
Tel:+886-2172-1000 Fax:+886-2172-1322

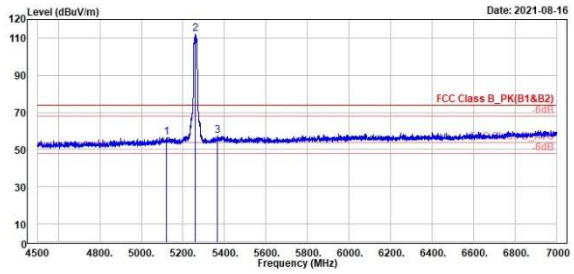

	Freq	Level	Read Level	Factor	Limit Line	Over Limit	APos	TPos	Remark	Pol/Phase	Note
	MHz	dBuV/m	dBuV	dB/m	dBuV/m	dB	cm	deg			
1	5120.00	56.50	13.79	42.71	74.00	-17.50	330	271	Peak	Vertical	
2 *	5260.00	112.13	68.96	43.17	74.00	38.13	330	271	Peak	Vertical	
3	5366.50	57.41	13.96	43.45	74.00	-16.59	330	271	Peak	Vertical	

802.11a

CH 52 (Horizontal) Average

TÜV Rheinland Taiwan Ltd.
No. 458-18, Sec 2, Fenliao, Linkou Dist., New Taipei City 244, Taiwan(R.O.C.)
Tel:+886-2172-1000 Fax:+886-2172-1322

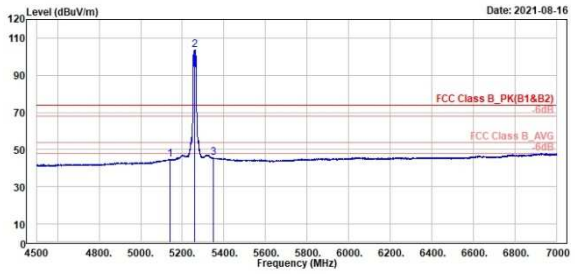

	Freq	Level	Read Level	Factor	Limit Line	Over Limit	APos	TPos	Remark	Pol/Phase	Note
	MHz	dBuV/m	dBuV	dB/m	dBuV/m	dB	cm	deg			
1	5139.50	44.70	1.93	42.77	54.00	-9.30	116	296	Average	Horizontal	
2 *	5260.00	103.49	60.32	43.17	54.00	49.49	116	296	Average	Horizontal	
3	5351.00	45.41	2.04	43.37	54.00	-8.59	116	296	Average	Horizontal	

CH 52 (Vertical) Average

TÜV Rheinland Taiwan Ltd.
No. 458-18, Sec 2, Fenliao, Linkou Dist., New Taipei City 244, Taiwan(R.O.C.)
Tel:+886-2172-1000 Fax:+886-2172-1322

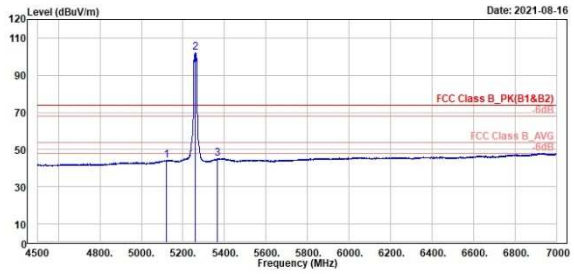

	Freq	Level	Read Level	Factor	Limit Line	Over Limit	APos	TPos	Remark	Pol/Phase	Note
	MHz	dBuV/m	dBuV	dB/m	dBuV/m	dB	cm	deg			
1	5120.00	44.39	1.68	42.71	54.00	-9.61	330	271	Average	Vertical	
2 *	5260.00	102.33	59.16	43.17	54.00	48.33	330	271	Average	Vertical	
3	5366.50	45.27	1.82	43.45	54.00	-8.73	330	271	Average	Vertical	

802.11a

CH 60 (Horizontal) Peak

TÜV Rheinland Taiwan Ltd.
No. 458-18, Sec 2, Fenliao, Linkou Dist., New Taipei City 244, Taiwan(R.O.C.)
Tel:+886-2172-1000 Fax:+886-2172-1322

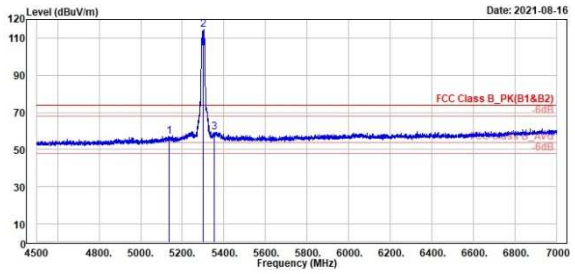

	Freq	Level	Read Level	Factor	Limit Line	Over Limit	APos	TPos	Remark	Pol/Phase	Note
	MHz	dBuV/m	dBuV	dB/m	dBuV/m	dB	cm	deg			
1	5135.50	57.08	14.32	42.76	74.00	-16.92	108	298	Peak	Horizontal	
2 *	5300.00	114.40	71.28	43.12	74.00	40.40	108	298	Peak	Horizontal	
3	5355.00	59.36	15.97	43.39	74.00	-14.64	108	298	Peak	Horizontal	

CH 60 (Vertical) Peak

TÜV Rheinland Taiwan Ltd.
No. 458-18, Sec 2, Fenliao, Linkou Dist., New Taipei City 244, Taiwan(R.O.C.)
Tel:+886-2172-1000 Fax:+886-2172-1322

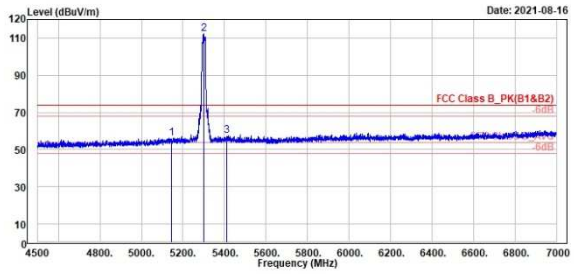

	Freq	Level	Read Level	Factor	Limit Line	Over Limit	APos	TPos	Remark	Pol/Phase	Note
	MHz	dBuV/m	dBuV	dB/m	dBuV/m	dB	cm	deg			
1	5145.50	55.96	13.18	42.78	74.00	-18.04	342	271	Peak	Vertical	
2 *	5300.00	112.46	69.34	43.12	74.00	38.46	342	271	Peak	Vertical	
3	5412.50	57.36	13.76	43.60	74.00	-16.64	342	271	Peak	Vertical	

802.11a

CH 60 (Horizontal) Average

TÜV Rheinland Taiwan Ltd.
No. 458-18, Sec 2, Fenliao, Linkou Dist., New Taipei City 244, Taiwan(R.O.C.)
Tel:+886-2172-1000 Fax:+886-2172-1322

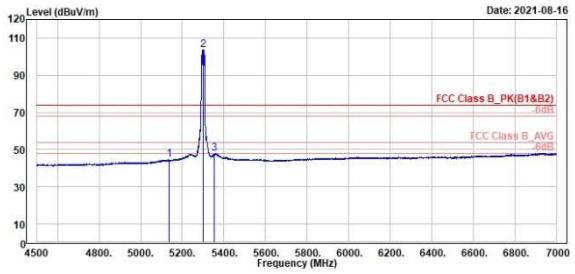

	Freq	Level	Read Level	Factor	Limit Line	Over Limit	APos	TPos	Remark	Pol/Phase	Note
	MHz	dBuV/m	dBuV	dB/m	dBuV/m	dB	cm	deg			
1	5135.50	44.52	1.76	42.76	54.00	-9.48	108	298	Average	Horizontal	
2 *	5300.00	103.74	60.62	43.12	54.00	49.74	108	298	Average	Horizontal	
3	5355.00	47.73	4.34	43.39	54.00	-6.27	108	298	Average	Horizontal	

CH 60 (Vertical) Average

TÜV Rheinland Taiwan Ltd.
No. 458-18, Sec 2, Fenliao, Linkou Dist., New Taipei City 244, Taiwan(R.O.C.)
Tel:+886-2172-1000 Fax:+886-2172-1322

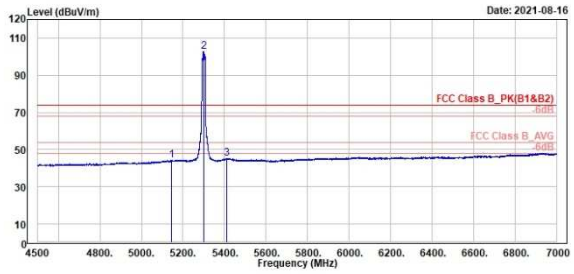

	Freq	Level	Read Level	Factor	Limit Line	Over Limit	APos	TPos	Remark	Pol/Phase	Note
	MHz	dBuV/m	dBuV	dB/m	dBuV/m	dB	cm	deg			
1	5145.50	44.13	1.35	42.78	54.00	-9.87	342	271	Average	Vertical	
2 *	5300.00	102.66	59.54	43.12	54.00	48.66	342	271	Average	Vertical	
3	5412.50	45.20	1.60	43.60	54.00	-8.80	342	271	Average	Vertical	

802.11a

CH 64 (Horizontal) Peak

TÜV Rheinland Taiwan Ltd.
No. 458-18, Sec 2, Fenliao, Linkou Dist., New Taipei City 244, Taiwan(R.O.C.)
Tel:+886-2172-1000 Fax:+886-2172-1322

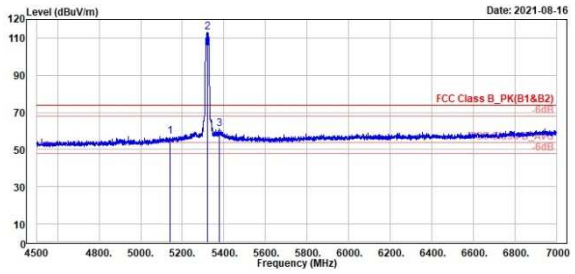

	Freq	Level	Read Level	Factor	Limit Line	Over Limit	APos	TPos	Remark	Pol/Phase	Note
	MHz	dBuV/m	dBuV	dB/m	dBuV/m	dB	cm	deg			
1	5139.50	57.20	14.43	42.77	74.00	-16.80	100	296	Peak	Horizontal	
2 *	5320.00	113.19	69.97	43.22	74.00	39.19	100	296	Peak	Horizontal	
3	5378.00	60.96	17.46	43.50	74.00	-13.04	100	296	Peak	Horizontal	

CH 64 (Vertical) Peak

TÜV Rheinland Taiwan Ltd.
No. 458-18, Sec 2, Fenliao, Linkou Dist., New Taipei City 244, Taiwan(R.O.C.)
Tel:+886-2172-1000 Fax:+886-2172-1322

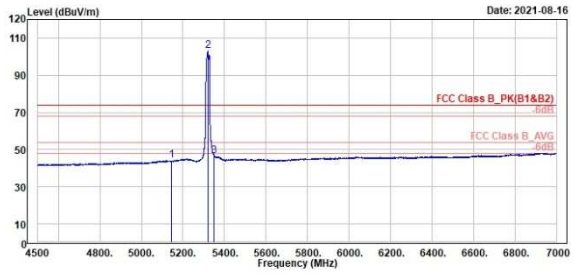

	Freq	Level	Read Level	Factor	Limit Line	Over Limit	APos	TPos	Remark	Pol/Phase	Note
	MHz	dBuV/m	dBuV	dB/m	dBuV/m	dB	cm	deg			
1	5147.00	44.06	1.28	42.78	54.00	-9.94	338	271	Average	Vertical	
2 *	5320.00	103.17	59.95	43.22	54.00	49.17	338	271	Average	Vertical	
3	5350.00	46.69	3.32	43.37	54.00	-7.31	338	271	Average	Vertical	

802.11a

CH 64 (Horizontal) Average

TÜV Rheinland Taiwan Ltd.
No. 458-18, Sec 2, Fenliao, Linkou Dist., New Taipei City 244, Taiwan(R.O.C.)
Tel:+886-2172-1000 Fax:+886-2172-1322

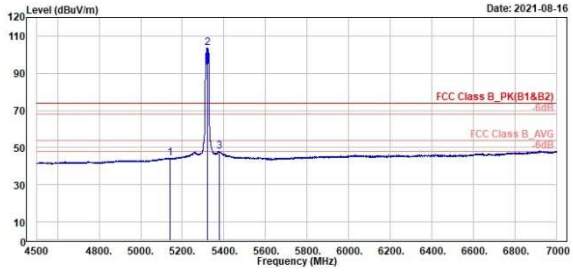

	Freq	Level	Read Level	Factor	Limit Line	Over Limit	APos	TPos	Remark	Pol/Phase	Note
	MHz	dBuV/m	dBuV	dB/m	dBuV/m	dB	cm	deg			
1	5139.50	44.40	1.63	42.77	54.00	-9.60	100	296	Average	Horizontal	
2 *	5320.00	103.66	60.44	43.22	54.00	49.66	100	296	Average	Horizontal	
3 !	5378.00	48.00	4.50	43.50	54.00	-6.00	100	296	Average	Horizontal	

CH 64 (Vertical) Average

TÜV Rheinland Taiwan Ltd.
No. 458-18, Sec 2, Fenliao, Linkou Dist., New Taipei City 244, Taiwan(R.O.C.)
Tel:+886-2172-1000 Fax:+886-2172-1322

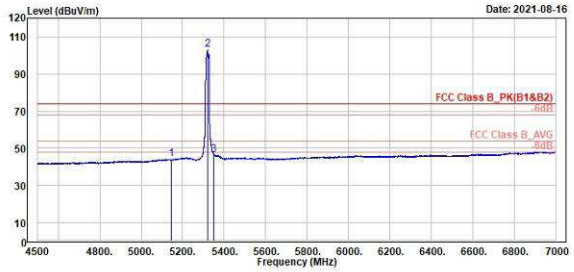

	Freq	Level	Read Level	Factor	Limit Line	Over Limit	APos	TPos	Remark	Pol/Phase	Note
	MHz	dBuV/m	dBuV	dB/m	dBuV/m	dB	cm	deg			
1	5147.00	44.06	1.28	42.78	54.00	-9.94	338	271	Average	Vertical	
2 *	5320.00	103.17	59.95	43.22	54.00	49.17	338	271	Average	Vertical	
3	5350.00	46.69	3.32	43.37	54.00	-7.31	338	271	Average	Vertical	

802.11n HT20

CH 52 (Horizontal) Peak

TÜV Rheinland Taiwan Ltd.
No. 458-18, Sec 2, Fenliao, Linkou Dist., New Taipei City 244, Taiwan(R.O.C.)
Tel:+886-2172-1000 Fax:+886-2172-1322

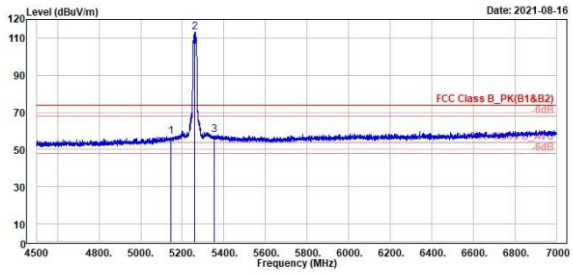

	Freq	Level	Read Level	Factor	Limit Line	Over Limit	APos	TPos	Remark	Pol/Phase	Note
	MHz	dBuV/m	dBuV	dB/m	dBuV/m	dB	cm	deg			
1	5146.50	57.03	14.25	42.78	74.00	-16.97	117	300	Peak	Horizontal	
2 *	5260.00	113.21	70.04	43.17	74.00	39.21	117	300	Peak	Horizontal	
3	5353.50	58.03	14.65	43.38	74.00	-15.97	117	300	Peak	Horizontal	

CH 52 (Vertical) Peak

TÜV Rheinland Taiwan Ltd.
No. 458-18, Sec 2, Fenliao, Linkou Dist., New Taipei City 244, Taiwan(R.O.C.)
Tel:+886-2172-1000 Fax:+886-2172-1322

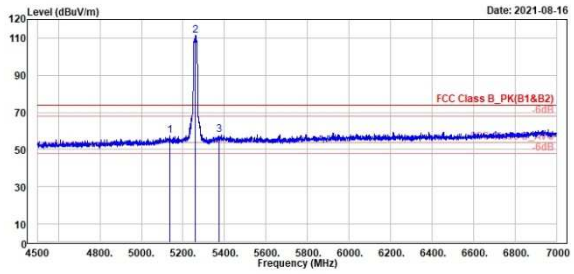

	Freq	Level	Read Level	Factor	Limit Line	Over Limit	APos	TPos	Remark	Pol/Phase	Note
	MHz	dBuV/m	dBuV	dB/m	dBuV/m	dB	cm	deg			
1	5137.50	57.34	14.58	42.76	74.00	-16.66	330	271	Peak	Vertical	
2 *	5260.00	111.34	68.17	43.17	74.00	37.34	330	271	Peak	Vertical	
3	5374.50	57.90	14.41	43.49	74.00	-16.10	330	271	Peak	Vertical	

802.11n HT20

CH 52 (Horizontal) Average

TÜV Rheinland Taiwan Ltd.
No. 458-18, Sec 2, Fenliao, Linkou Dist., New Taipei City 244, Taiwan(R.O.C.)
Tel:+886-2172-1000 Fax:+886-2172-1322

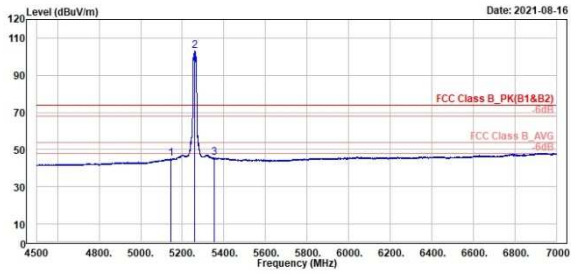

	Freq	Level	Read Level	Factor	Limit Line	Over Limit	APos	TPos	Remark	Pol/Phase	Note
	MHz	dBuV/m	dBuV	dB/m	dBuV/m	dB	cm	deg			
1	5146.50	45.06	2.28	42.78	54.00	-8.94	117	300	Average	Horizontal	
2 *	5260.00	103.17	60.00	43.17	54.00	49.17	117	300	Average	Horizontal	
3	5353.50	45.64	2.26	43.38	54.00	-8.36	117	300	Average	Horizontal	

CH 52 (Vertical) Average

TÜV Rheinland Taiwan Ltd.
No. 458-18, Sec 2, Fenliao, Linkou Dist., New Taipei City 244, Taiwan(R.O.C.)
Tel:+886-2172-1000 Fax:+886-2172-1322

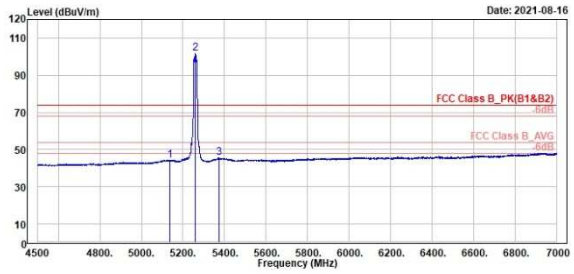

	Freq	Level	Read Level	Factor	Limit Line	Over Limit	APos	TPos	Remark	Pol/Phase	Note
	MHz	dBuV/m	dBuV	dB/m	dBuV/m	dB	cm	deg			
1	5137.50	44.38	1.62	42.76	54.00	-9.62	330	271	Average	Vertical	
2 *	5260.00	101.54	58.37	43.17	54.00	47.54	330	271	Average	Vertical	
3	5374.50	45.52	2.03	43.49	54.00	-8.48	330	271	Average	Vertical	

802.11n HT20

CH 60 (Horizontal) Peak

TÜV Rheinland Taiwan Ltd.
No. 458-18, Sec 2, Fenliao., Linkou Dist., New Taipei City 244, Taiwan(R.O.C.)
Tel:+886-2172-1000 Fax:+886-2172-1322

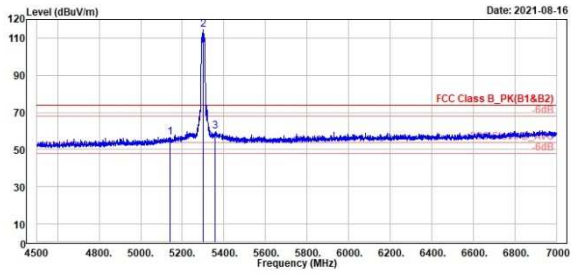

	Freq	Level	Read Level	Factor	Limit Line	Over Limit	APos	TPos	Remark	Pol/Phase	Note
	MHz	dBuV/m	dBuV	dB/m	dBuV/m	dB	cm	deg			
1	5140.50	56.50	13.73	42.77	74.00	-17.50	108	298	Peak	Horizontal	
2 *	5300.00	114.56	71.44	43.12	74.00	40.56	108	298	Peak	Horizontal	
3	5359.00	59.57	16.15	43.42	74.00	-14.43	108	298	Peak	Horizontal	

CH 60 (Vertical) Peak

TÜV Rheinland Taiwan Ltd.
No. 458-18, Sec 2, Fenliao., Linkou Dist., New Taipei City 244, Taiwan(R.O.C.)
Tel:+886-2172-1000 Fax:+886-2172-1322

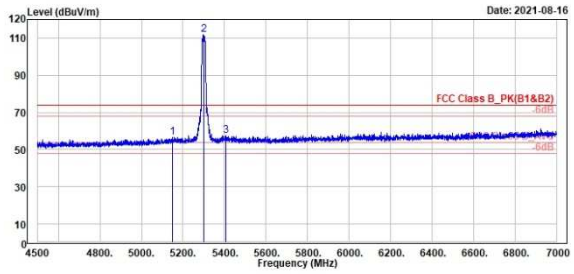

	Freq	Level	Read Level	Factor	Limit Line	Over Limit	APos	TPos	Remark	Pol/Phase	Note
	MHz	dBuV/m	dBuV	dB/m	dBuV/m	dB	cm	deg			
1	5148.50	56.75	13.95	42.80	74.00	-17.25	342	271	Peak	Vertical	
2 *	5300.00	111.94	68.82	43.12	74.00	37.94	342	271	Peak	Vertical	
3	5406.50	57.49	13.88	43.61	74.00	-16.51	342	271	Peak	Vertical	

802.11n HT20

CH 60 (Horizontal) Average

TÜV Rheinland Taiwan Ltd.
No. 458-18, Sec 2, Fenliao, Linkou Dist., New Taipei City 244, Taiwan(R.O.C.)
Tel:+886-2172-1000 Fax:+886-2172-1322

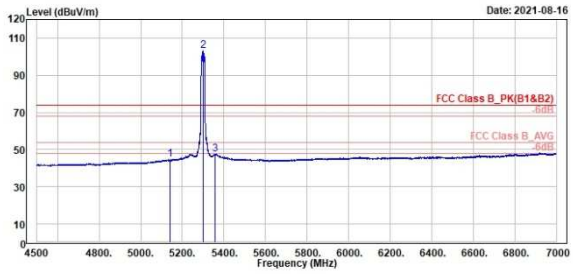

	Freq	Level	Read Level	Factor	Limit Line	Over Limit	APos	TPos	Remark	Pol/Phase	Note
	MHz	dBuV/m	dBuV	dB/m	dBuV/m	dB	cm	deg			
1	5140.50	44.65	1.88	42.77	54.00	-9.35	108	298	Average	Horizontal	
2 *	5300.00	103.09	59.97	43.12	54.00	49.09	108	298	Average	Horizontal	
3	5359.00	47.53	4.11	43.42	54.00	-6.47	108	298	Average	Horizontal	

CH 60 (Vertical) Average

TÜV Rheinland Taiwan Ltd.
No. 458-18, Sec 2, Fenliao, Linkou Dist., New Taipei City 244, Taiwan(R.O.C.)
Tel:+886-2172-1000 Fax:+886-2172-1322

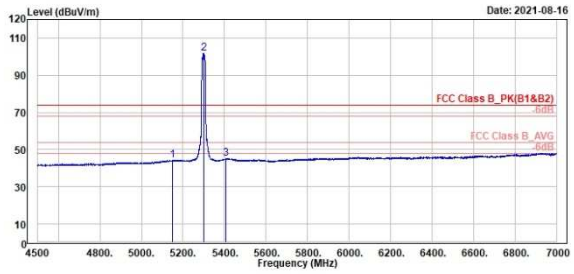

	Freq	Level	Read Level	Factor	Limit Line	Over Limit	APos	TPos	Remark	Pol/Phase	Note
	MHz	dBuV/m	dBuV	dB/m	dBuV/m	dB	cm	deg			
1	5148.50	44.29	1.49	42.80	54.00	-9.71	342	271	Average	Vertical	
2 *	5300.00	101.67	58.55	43.12	54.00	47.67	342	271	Average	Vertical	
3	5406.50	45.31	1.70	43.61	54.00	-8.69	342	271	Average	Vertical	

802.11n HT20

CH 64 (Horizontal) Peak

TÜV Rheinland Taiwan Ltd.
No. 458-18, Sec 2, Fenliao., Linkou Dist., New Taipei City 244, Taiwan(R.O.C.)
Tel:+886-2172-1000 Fax:+886-2172-1322

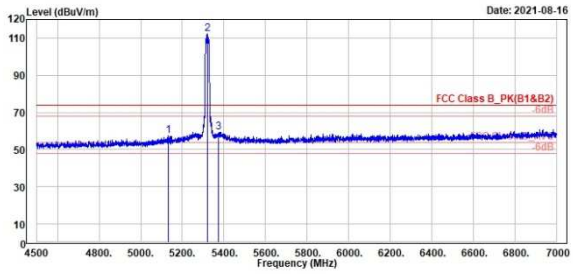

	Freq	Level	Read Level	Factor	Limit Line	Over Limit	APos	TPos	Remark	Pol/Phase	Note
	MHz	dBuV/m	dBuV	dB/m	dBuV/m	dB	cm	deg			
1	5131.00	57.46	14.72	42.74	74.00	-16.54	111	297	Peak	Horizontal	
2 *	5320.00	112.34	69.12	43.22	74.00	38.34	111	297	Peak	Horizontal	
3	5375.50	59.48	15.99	43.49	74.00	-14.52	111	297	Peak	Horizontal	

CH 64 (Vertical) Peak

TÜV Rheinland Taiwan Ltd.
No. 458-18, Sec 2, Fenliao., Linkou Dist., New Taipei City 244, Taiwan(R.O.C.)
Tel:+886-2172-1000 Fax:+886-2172-1322

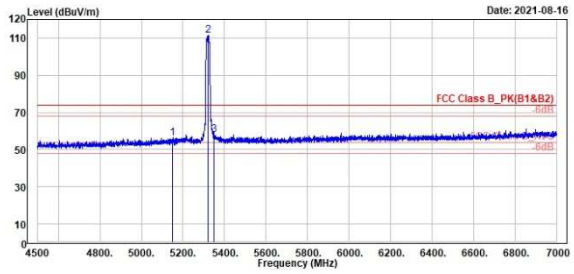

	Freq	Level	Read Level	Factor	Limit Line	Over Limit	APos	TPos	Remark	Pol/Phase	Note
	MHz	dBuV/m	dBuV	dB/m	dBuV/m	dB	cm	deg			
1	5149.00	56.11	13.31	42.80	74.00	-17.89	338	271	Peak	Vertical	
2 *	5320.00	111.35	68.13	43.22	74.00	37.35	338	271	Peak	Vertical	
3	5351.00	58.11	14.74	43.37	74.00	-15.89	338	271	Peak	Vertical	

802.11n HT20

CH 64 (Horizontal) Average

TÜV Rheinland Taiwan Ltd.
No. 458-18, Sec 2, Fenliao, Linkou Dist., New Taipei City 244, Taiwan(R.O.C.)
Tel:+886-2172-1000 Fax:+886-2172-1322

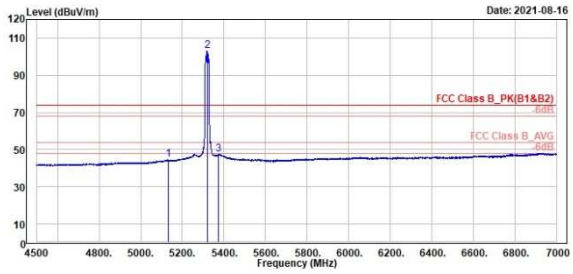

	Freq	Level	Read Level	Factor	Limit Line	Over Limit	APos	TPos	Remark	Pol/Phase	Note
	MHz	dBuV/m	dBuV	dB/m	dBuV/m	dB	cm	deg			
1	5131.00	44.55	1.81	42.74	54.00	-9.45	111	297	Average	Horizontal	
2 *	5320.00	103.03	59.81	43.22	54.00	49.03	111	297	Average	Horizontal	
3	5375.50	47.55	4.06	43.49	54.00	-6.45	111	297	Average	Horizontal	

CH 64 (Vertical) Average

TÜV Rheinland Taiwan Ltd.
No. 458-18, Sec 2, Fenliao, Linkou Dist., New Taipei City 244, Taiwan(R.O.C.)
Tel:+886-2172-1000 Fax:+886-2172-1322

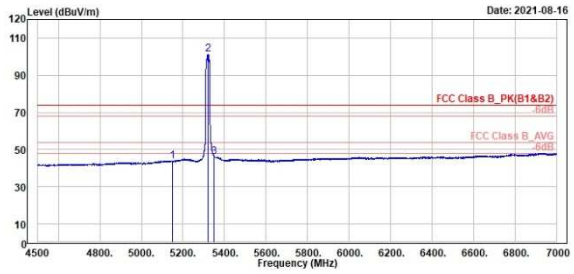

	Freq	Level	Read Level	Factor	Limit Line	Over Limit	APos	TPos	Remark	Pol/Phase	Note
	MHz	dBuV/m	dBuV	dB/m	dBuV/m	dB	cm	deg			
1	5149.00	44.03	1.23	42.80	54.00	-9.97	338	271	Average	Vertical	
2 *	5320.00	101.47	58.25	43.22	54.00	47.47	338	271	Average	Vertical	
3	5351.00	46.25	2.88	43.37	54.00	-7.75	338	271	Average	Vertical	

802.11n HT40

CH 54 (Horizontal) Peak

TÜV Rheinland Taiwan Ltd.
No. 458-18, Sec 2, Fenliao, Linkou Dist., New Taipei City 244, Taiwan(R.O.C.)
Tel:+886-2172-1000 Fax:+886-2172-1322

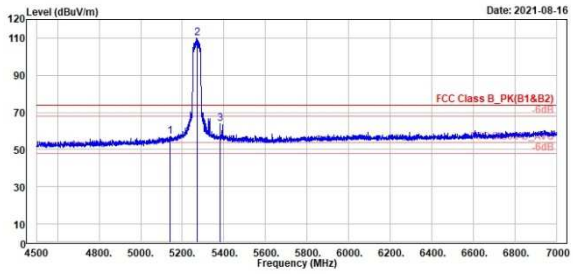

	Freq	Level	Read Level	Factor	Limit Line	Over Limit	APos	TPos	Remark	Pol/Phase	Note
	MHz	dBuV/m	dBuV	dB/m	dBuV/m	dB	cm	deg			
1	5142.50	57.19	14.41	42.78	74.00	-16.81	113	297	Peak	Horizontal	
2 *	5270.00	110.18	67.02	43.16	74.00	36.18	113	297	Peak	Horizontal	
3	5382.00	63.71	20.19	43.52	74.00	-10.29	113	297	Peak	Horizontal	

CH 54 (Vertical) Peak

TÜV Rheinland Taiwan Ltd.
No. 458-18, Sec 2, Fenliao, Linkou Dist., New Taipei City 244, Taiwan(R.O.C.)
Tel:+886-2172-1000 Fax:+886-2172-1322

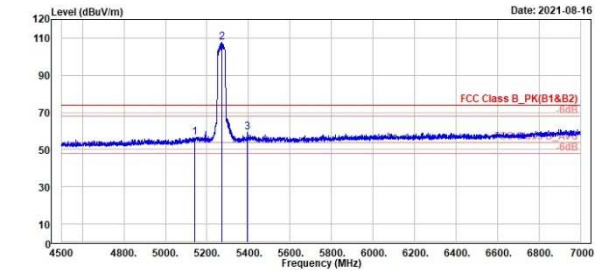

	Freq	Level	Read Level	Factor	Limit Line	Over Limit	APos	TPos	Remark	Pol/Phase	Note
	MHz	dBuV/m	dBuV	dB/m	dBuV/m	dB	cm	deg			
1	5142.00	56.77	14.00	42.77	74.00	-17.23	326	274	Peak	Vertical	
2 *	5270.00	107.64	64.48	43.16	74.00	33.64	326	274	Peak	Vertical	
3	5395.50	59.10	15.51	43.59	74.00	-14.90	326	274	Peak	Vertical	

802.11n HT40

CH 54 (Horizontal) Average

TÜV Rheinland Taiwan Ltd.
No. 458-18, Sec 2, Fenliao, Linkou Dist., New Taipei City 244, Taiwan(R.O.C.)
Tel:+886-2172-1000 Fax:+886-2172-1322

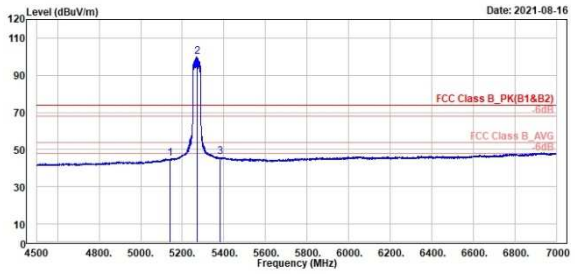

	Freq	Level	Read Level	Factor	Limit Line	Over Limit	APos	TPos	Remark	Pol/Phase	Note
	MHz	dBuV/m	dBuV	dB/m	dBuV/m	dB	cm	deg			
1	5142.50	45.09	2.31	42.78	54.00	-8.91	113	297	Average	Horizontal	
2 *	5270.00	99.77	56.61	43.16	54.00	45.77	113	297	Average	Horizontal	
3	5382.00	46.29	2.77	43.52	54.00	-7.71	113	297	Average	Horizontal	

CH 54 (Vertical) Average

TÜV Rheinland Taiwan Ltd.
No. 458-18, Sec 2, Fenliao, Linkou Dist., New Taipei City 244, Taiwan(R.O.C.)
Tel:+886-2172-1000 Fax:+886-2172-1322

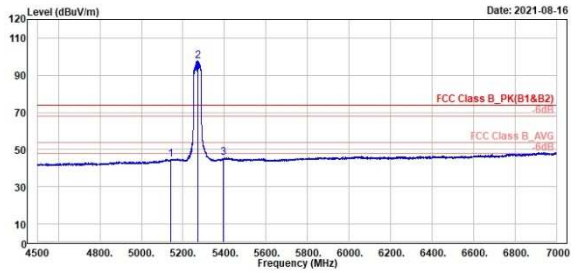

	Freq	Level	Read Level	Factor	Limit Line	Over Limit	APos	TPos	Remark	Pol/Phase	Note
	MHz	dBuV/m	dBuV	dB/m	dBuV/m	dB	cm	deg			
1	5142.00	44.85	2.08	42.77	54.00	-9.15	326	274	Average	Vertical	
2 *	5270.00	97.71	54.55	43.16	54.00	43.71	326	274	Average	Vertical	
3	5395.50	45.51	1.92	43.59	54.00	-8.49	326	274	Average	Vertical	

802.11n HT40

CH 62 (Horizontal) Peak

TÜV Rheinland Taiwan Ltd.
No. 458-18, Sec 2, Fenliao, Linkou Dist., New Taipei City 244, Taiwan(R.O.C.)
Tel:+886-2172-1000 Fax:+886-2172-1322

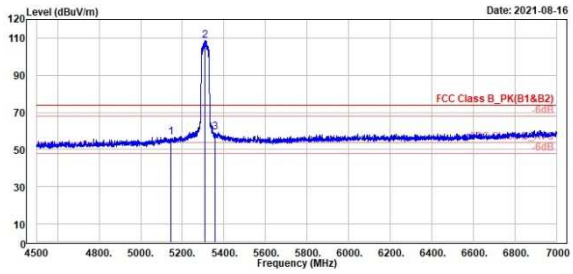

	Freq	Level	Read Level	Factor	Limit Line	Over Limit	APos	TPos	Remark	Pol/Phase	Note
	MHz	dBuV/m	dBuV	dB/m	dBuV/m	dB	cm	deg			
1	5146.50	56.77	13.99	42.78	74.00	-17.23	100	299	Peak	Horizontal	
2 *	5310.00	108.61	65.44	43.17	74.00	34.61	100	299	Peak	Horizontal	
3	5356.00	59.48	16.09	43.39	74.00	-14.52	100	299	Peak	Horizontal	

CH 62 (Vertical) Peak

TÜV Rheinland Taiwan Ltd.
No. 458-18, Sec 2, Fenliao, Linkou Dist., New Taipei City 244, Taiwan(R.O.C.)
Tel:+886-2172-1000 Fax:+886-2172-1322

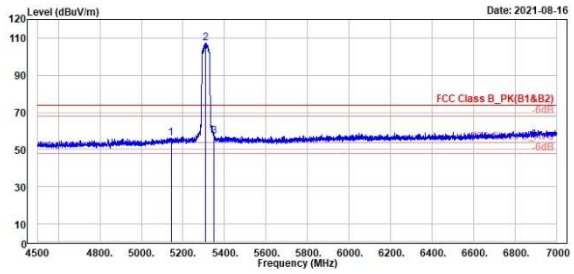

	Freq	Level	Read Level	Factor	Limit Line	Over Limit	APos	TPos	Remark	Pol/Phase	Note
	MHz	dBuV/m	dBuV	dB/m	dBuV/m	dB	cm	deg			
1	5143.00	56.28	13.50	42.78	74.00	-17.72	340	274	Peak	Vertical	
2 *	5310.00	107.45	64.28	43.17	74.00	33.45	340	274	Peak	Vertical	
3	5350.00	57.22	13.85	43.37	74.00	-16.78	340	274	Peak	Vertical	

802.11n HT40

CH 62 (Horizontal) Average

TÜV Rheinland Taiwan Ltd.
No. 458-18, Sec 2, Fenliao, Linkou Dist., New Taipei City 244, Taiwan(R.O.C.)
Tel:+886-2172-1000 Fax:+886-2172-1322

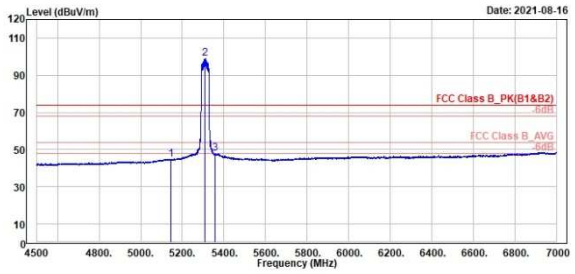

	Freq	Level	Read Level	Factor	Limit Line	Over Limit	APos	TPos	Remark	Pol/Phase	Note
	MHz	dBuV/m	dBuV	dB/m	dBuV/m	dB	cm	deg			
1	5146.50	44.83	2.05	42.78	54.00	-9.17	100	299	Average	Horizontal	
2 *	5310.00	99.06	55.89	43.17	54.00	45.06	100	299	Average	Horizontal	
3	5356.00	47.98	4.59	43.39	54.00	-6.02	100	299	Average	Horizontal	

CH 62 (Vertical) Average

TÜV Rheinland Taiwan Ltd.
No. 458-18, Sec 2, Fenliao, Linkou Dist., New Taipei City 244, Taiwan(R.O.C.)
Tel:+886-2172-1000 Fax:+886-2172-1322

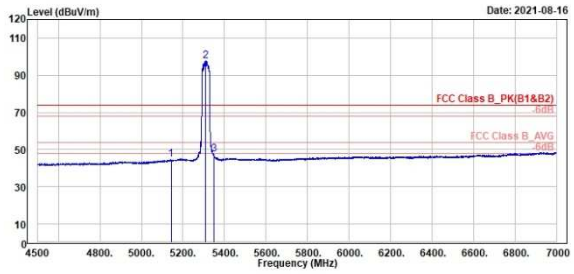

	Freq	Level	Read Level	Factor	Limit Line	Over Limit	APos	TPos	Remark	Pol/Phase	Note
	MHz	dBuV/m	dBuV	dB/m	dBuV/m	dB	cm	deg			
1	5143.00	44.56	1.78	42.78	54.00	-9.44	340	274	Average	Vertical	
2 *	5310.00	97.86	54.69	43.17	54.00	43.86	340	274	Average	Vertical	
3	5350.00	47.35	3.98	43.37	54.00	-6.65	340	274	Average	Vertical	

802.11ac VHT80

CH 58 (Horizontal) Peak

TÜV Rheinland Taiwan Ltd.
No. 458-18, Sec 2, Fenliao, Linkou Dist., New Taipei City 244, Taiwan(R.O.C.)
Tel:+886-2172-1000 Fax:+886-2172-1322

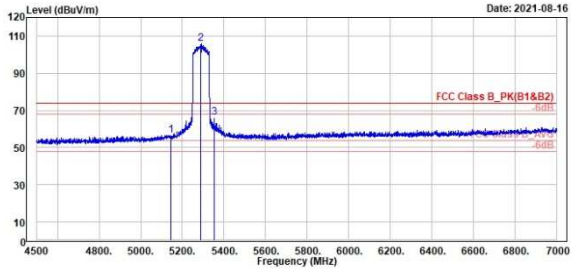

	Freq	Level	Read Level	Factor	Limit Line	Over Limit	APos	TPos	Remark	Pol/Phase	Note
	MHz	dBuV/m	dBuV	dB/m	dBuV/m	dB	cm	deg			
1	5145.50	56.74	13.96	42.78	74.00	-17.26	103	296	Peak	Horizontal	
2 *	5290.00	105.65	62.51	43.14	74.00	31.65	103	296	Peak	Horizontal	
3	5353.50	66.12	22.74	43.38	74.00	-7.88	103	296	Peak	Horizontal	

CH 58 (Vertical) Peak

TÜV Rheinland Taiwan Ltd.
No. 458-18, Sec 2, Fenliao, Linkou Dist., New Taipei City 244, Taiwan(R.O.C.)
Tel:+886-2172-1000 Fax:+886-2172-1322

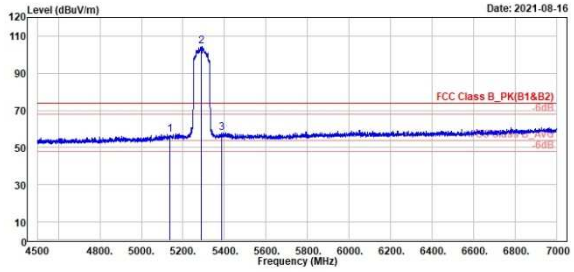

	Freq	Level	Read Level	Factor	Limit Line	Over Limit	APos	TPos	Remark	Pol/Phase	Note
	MHz	dBuV/m	dBuV	dB/m	dBuV/m	dB	cm	deg			
1	5138.00	57.05	14.28	42.77	74.00	-16.95	344	274	Peak	Vertical	
2 *	5290.00	104.66	61.52	43.14	74.00	30.66	344	274	Peak	Vertical	
3	5388.00	58.11	14.56	43.55	74.00	-15.89	344	274	Peak	Vertical	

802.11ac VHT80

CH 58 (Horizontal) Average

TÜV Rheinland Taiwan Ltd.
No. 458-18, Sec 2, Fenliao., Linkou Dist., New Taipei City 244, Taiwan(R.O.C.)
Tel:+886-2172-1000 Fax:+886-2172-1322

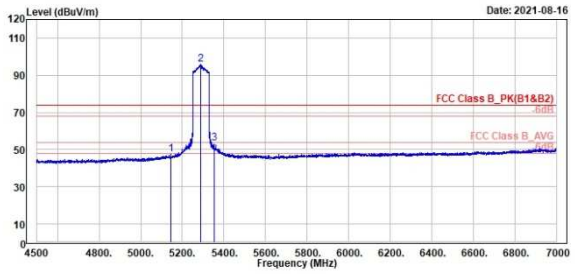

	Freq	Level	Read Level	Factor	Limit Line	Over Limit	APos	TPos	Remark	Pol/Phase	Note
	MHz	dBuV/m	dBuV	dB/m	dBuV/m	dB	cm	deg			
1	5145.50	47.29	4.51	42.78	54.00	-6.71	103	296	Average	Horizontal	
2 *	5290.00	95.81	52.67	43.14	54.00	41.81	103	296	Average	Horizontal	
3 !	5353.50	53.58	10.20	43.38	54.00	-0.42	103	296	Average	Horizontal	

CH 58 (Vertical) Average

TÜV Rheinland Taiwan Ltd.
No. 458-18, Sec 2, Fenliao., Linkou Dist., New Taipei City 244, Taiwan(R.O.C.)
Tel:+886-2172-1000 Fax:+886-2172-1322

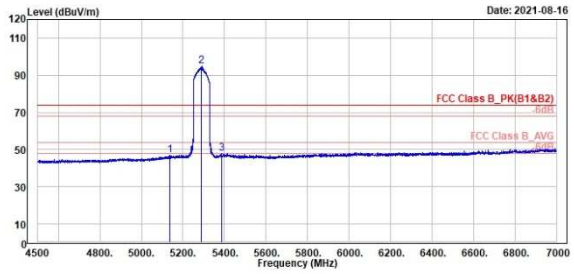

	Freq	Level	Read Level	Factor	Limit Line	Over Limit	APos	TPos	Remark	Pol/Phase	Note
	MHz	dBuV/m	dBuV	dB/m	dBuV/m	dB	cm	deg			
1	5138.00	46.77	4.00	42.77	54.00	-7.23	344	274	Average	Vertical	
2 *	5290.00	94.74	51.60	43.14	54.00	40.74	344	274	Average	Vertical	
3 !	5388.00	48.14	4.59	43.55	54.00	-5.86	344	274	Average	Vertical	

Band Edges, 5.3GHz ~ 5.47GHz, 5.725GHz

U-NII-2C

802.11a

CH 100 (Horizontal) Peak

TÜV Rheinland Taiwan Ltd.
No. 458-18, Sec 2, Fenliao., Linkou Dist., New Taipei City 244, Taiwan(R.O.C.)
Tel:+886-2172-1000 Fax:+886-2172-1322

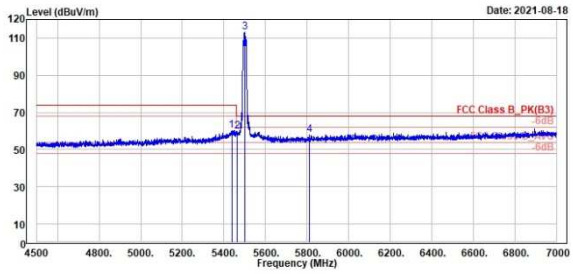

	Freq	Level	Read Level	Factor	Limit Line	Over Limit	APos	TPos	Remark	Pol/Phase	Note
	MHz	dBuV/m	dBuV	dB/m	dBuV/m	dB	cm	deg			
1	5437.31	60.20	16.63	43.57	74.00	-13.80	110	295	Peak	Horizontal	
2	5462.27	59.62	16.04	43.58	68.20	-8.58	110	295	Peak	Horizontal	
3 *	5500.00	113.25	69.56	43.69	68.20	45.05	110	295	Peak	Horizontal	
4	5812.64	57.90	14.11	43.79	68.20	-10.30	110	295	Peak	Horizontal	

CH 100 (Vertical) Peak

TÜV Rheinland Taiwan Ltd.
No. 458-18, Sec 2, Fenliao., Linkou Dist., New Taipei City 244, Taiwan(R.O.C.)
Tel:+886-2172-1000 Fax:+886-2172-1322

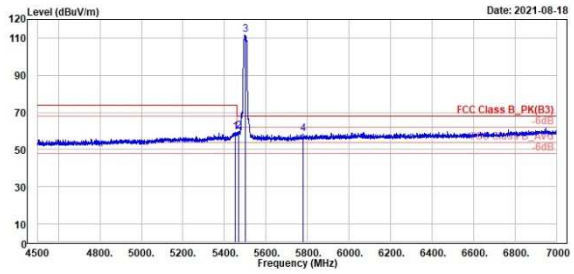

	Freq	Level	Read Level	Factor	Limit Line	Over Limit	APos	TPos	Remark	Pol/Phase	Note
	MHz	dBuV/m	dBuV	dB/m	dBuV/m	dB	cm	deg			
1	5453.28	59.22	15.65	43.57	74.00	-14.78	303	270	Peak	Vertical	
2	5468.76	59.60	15.99	43.61	68.20	-8.60	303	270	Peak	Vertical	
3 *	5500.00	111.94	68.25	43.69	68.20	43.74	303	270	Peak	Vertical	
4	5778.20	58.36	14.63	43.73	68.20	-9.84	303	270	Peak	Vertical	

802.11a

CH 100 (Horizontal) Average

TÜV Rheinland Taiwan Ltd.
No. 458-18, Sec 2, Fenliao., Linkou Dist., New Taipei City 244, Taiwan(R.O.C.)
Tel:+886-2172-1000 Fax:+886-2172-1322

TÜVRheinland

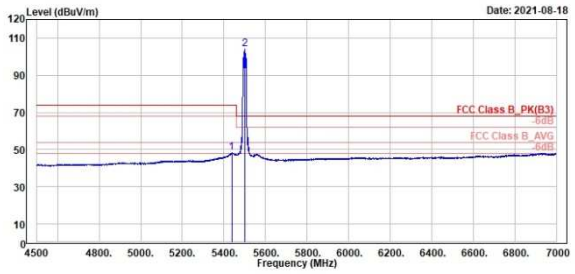

	Freq	Level	Read Level	Factor	Limit Line	Over Limit	APos	TPos	Remark	Pol/Phase	Note
	MHz	dBuV/m	dBuV	dB/m	dBuV/m	dB	cm	deg			
1 !	5437.31	48.38	4.81	43.57	54.00	-5.62	110	295	Average	Horizontal	
2 *	5500.00	104.19	60.50	43.69	54.00	50.19	110	295	Average	Horizontal	

CH 100 (Vertical) Average

TÜV Rheinland Taiwan Ltd.
No. 458-18, Sec 2, Fenliao., Linkou Dist., New Taipei City 244, Taiwan(R.O.C.)
Tel:+886-2172-1000 Fax:+886-2172-1322

TÜVRheinland

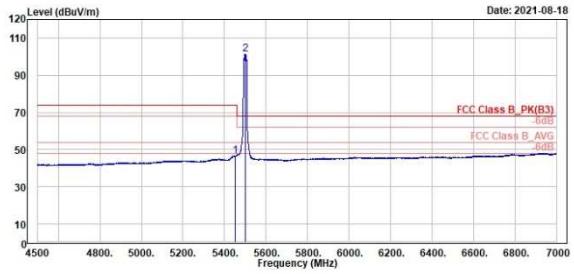

	Freq	Level	Read Level	Factor	Limit Line	Over Limit	APos	TPos	Remark	Pol/Phase	Note
	MHz	dBuV/m	dBuV	dB/m	dBuV/m	dB	cm	deg			
1	5453.28	46.67	3.10	43.57	54.00	-7.33	303	270	Average	Vertical	
2 *	5500.00	101.51	57.82	43.69	54.00	47.51	303	270	Average	Vertical	

802.11a

CH 116 (Horizontal) Peak

TÜV Rheinland Taiwan Ltd.
No. 458-18, Sec 2, Fenliao, Linkou Dist., New Taipei City 244, Taiwan(R.O.C.)
Tel:+886-2172-1000 Fax:+886-2172-1322

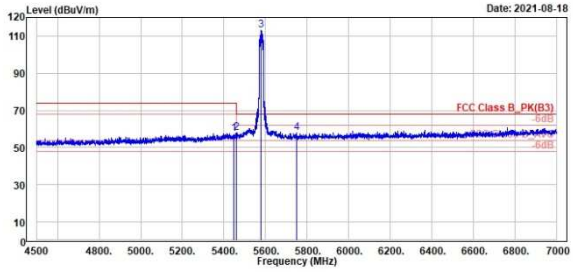

	Freq	Level	Read Level	Factor	Limit Line	Over Limit	APos	TPos	Remark	Pol/Phase	Note
	MHz	dBuV/m	dBuV	dB/m	dBuV/m	dB	cm	deg			
1	5446.30	57.54	13.98	43.56	74.00	-16.46	110	290	Peak	Horizontal	
2	5461.77	57.75	14.17	43.58	68.20	-10.45	110	290	Peak	Horizontal	
3 *	5580.00	113.20	69.68	43.52	68.20	45.00	110	290	Peak	Horizontal	
4	5749.75	57.88	14.17	43.71	68.20	-10.32	110	290	Peak	Horizontal	

CH 116 (Vertical) Peak

TÜV Rheinland Taiwan Ltd.
No. 458-18, Sec 2, Fenliao, Linkou Dist., New Taipei City 244, Taiwan(R.O.C.)
Tel:+886-2172-1000 Fax:+886-2172-1322

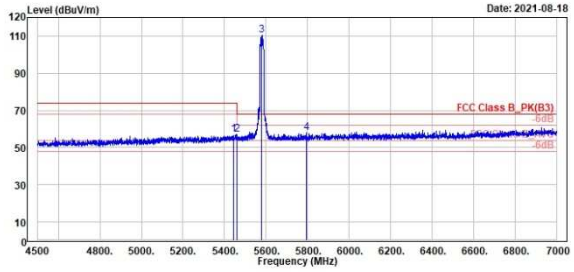

	Freq	Level	Read Level	Factor	Limit Line	Over Limit	APos	TPos	Remark	Pol/Phase	Note
	MHz	dBuV/m	dBuV	dB/m	dBuV/m	dB	cm	deg			
1	5444.30	57.10	13.54	43.56	74.00	-16.90	377	250	Peak	Vertical	
2	5461.27	57.20	13.62	43.58	68.20	-11.00	377	250	Peak	Vertical	
3 *	5580.00	110.24	66.72	43.52	68.20	42.04	377	250	Peak	Vertical	
4	5796.17	58.07	14.32	43.75	68.20	-10.13	377	250	Peak	Vertical	

802.11a

CH 116 (Horizontal) Average

TÜV Rheinland Taiwan Ltd.
No. 458-18, Sec 2, Fenliao., Linkou Dist., New Taipei City 244, Taiwan(R.O.C.)
Tel:+886-2172-1000 Fax:+886-2172-1322

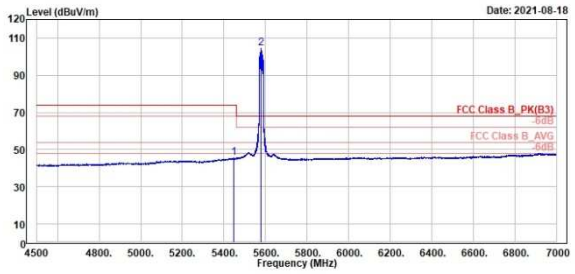

	Freq	Level	Read Level	Factor	Limit Line	Over Limit	APos	TPos	Remark	Pol/Phase	Note
	MHz	dBuV/m	dBuV	dB/m	dBuV/m	dB	cm	deg			
1	5446.30	45.41	1.85	43.56	54.00	-8.59	110	290	Average	Horizontal	
2 *	5580.00	104.28	60.76	43.52	54.00	50.28	110	290	Average	Horizontal	

CH 116 (Vertical) Average

TÜV Rheinland Taiwan Ltd.
No. 458-18, Sec 2, Fenliao., Linkou Dist., New Taipei City 244, Taiwan(R.O.C.)
Tel:+886-2172-1000 Fax:+886-2172-1322

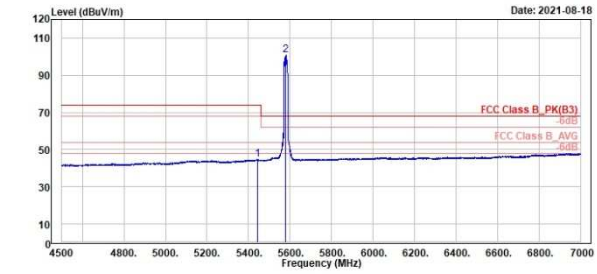

	Freq	Level	Read Level	Factor	Limit Line	Over Limit	APos	TPos	Remark	Pol/Phase	Note
	MHz	dBuV/m	dBuV	dB/m	dBuV/m	dB	cm	deg			
1	5444.30	44.70	1.14	43.56	54.00	-9.30	377	250	Average	Vertical	
2 *	5580.00	100.61	57.09	43.52	54.00	46.61	377	250	Average	Vertical	

802.11a

CH 140 (Horizontal) Peak

TÜV Rheinland Taiwan Ltd.
No. 458-18, Sec 2, Fenliao, Linkou Dist., New Taipei City 244, Taiwan(R.O.C.)
Tel:+886-2172-1000 Fax:+886-2172-1322

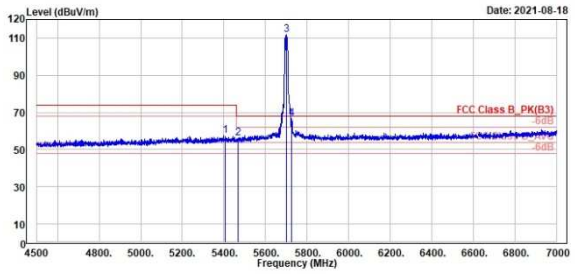

	Freq	Level	Read Level	Factor	Limit Line	Over Limit	APos	TPos	Remark	Pol/Phase	Note
	MHz	dBuV/m	dBuV	dB/m	dBuV/m	dB	cm	deg			
1	5406.87	57.36	13.75	43.61	74.00	-16.64	110	306	Peak	Horizontal	
2	5467.26	56.01	12.41	43.60	68.20	-12.19	110	306	Peak	Horizontal	
3 *	5700.00	111.74	68.08	43.66	68.20	43.54	110	306	Peak	Horizontal	
4 !	5725.29	66.42	22.73	43.69	68.20	-1.78	110	306	Peak	Horizontal	

CH 140 (Vertical) Peak

TÜV Rheinland Taiwan Ltd.
No. 458-18, Sec 2, Fenliao, Linkou Dist., New Taipei City 244, Taiwan(R.O.C.)
Tel:+886-2172-1000 Fax:+886-2172-1322

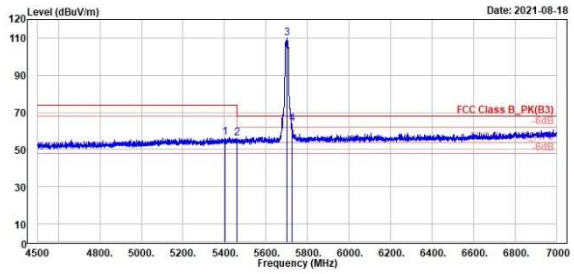

	Freq	Level	Read Level	Factor	Limit Line	Over Limit	APos	TPos	Remark	Pol/Phase	Note
	MHz	dBuV/m	dBuV	dB/m	dBuV/m	dB	cm	deg			
1	5401.88	56.72	13.11	43.61	74.00	-17.28	338	250	Peak	Vertical	
2	5460.27	55.92	12.34	43.58	68.20	-12.28	338	250	Peak	Vertical	
3 *	5700.00	110.10	66.44	43.66	68.20	41.90	338	250	Peak	Vertical	
4 !	5725.79	63.85	20.16	43.69	68.20	-4.35	338	250	Peak	Vertical	

802.11a

CH 140 (Horizontal) Average

TÜV Rheinland Taiwan Ltd.
No. 458-18, Sec 2, Fenliao., Linkou Dist., New Taipei City 244, Taiwan(R.O.C.)
Tel:+886-2172-1000 Fax:+886-2172-1322

TÜVRheinland

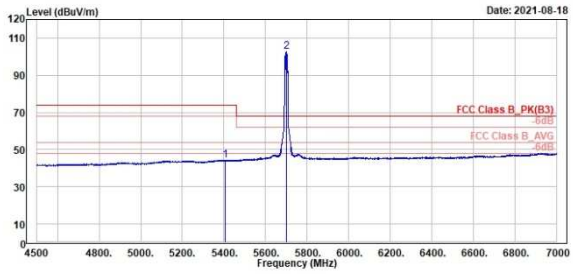

	Freq	Level	Read Level	Factor	Limit Line	Over Limit	APos	TPos	Remark	Pol/Phase	Note
	MHz	dBuV/m	dBuV	dB/m	dBuV/m	dB	cm	deg			
1	5406.87	44.45	0.84	43.61	54.00	-9.55	110	306	Average	Horizontal	
2 *	5700.00	102.59	58.93	43.66	54.00	48.59	110	306	Average	Horizontal	

CH 140 (Vertical) Average

TÜV Rheinland Taiwan Ltd.
No. 458-18, Sec 2, Fenliao., Linkou Dist., New Taipei City 244, Taiwan(R.O.C.)
Tel:+886-2172-1000 Fax:+886-2172-1322

TÜVRheinland

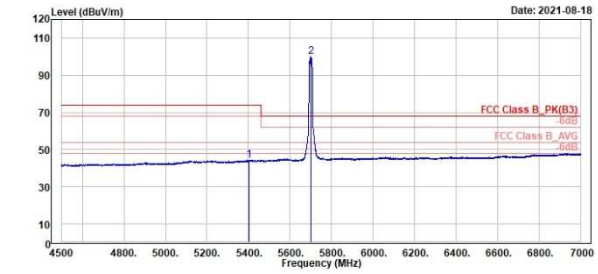

	Freq	Level	Read Level	Factor	Limit Line	Over Limit	APos	TPos	Remark	Pol/Phase	Note
	MHz	dBuV/m	dBuV	dB/m	dBuV/m	dB	cm	deg			
1	5401.88	44.36	0.75	43.61	54.00	-9.64	338	250	Average	Vertical	
2 *	5700.00	99.87	56.21	43.66	54.00	45.87	338	250	Average	Vertical	

802.11a

CH 144 (Horizontal) Peak

TUV Rheinland Taiwan Ltd.
No. 458-18, Sec 2, Fenliao, Linkou Dist., New Taipei City 244, Taiwan(R.O.C.)
Tel:+886-2172-1000 Fax:+886-2172-1322

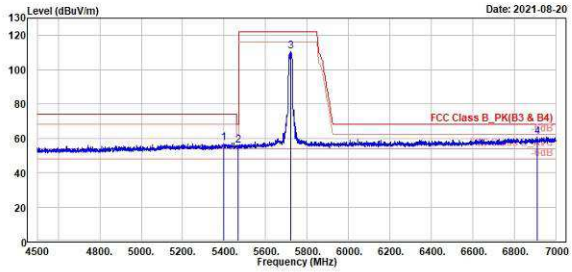

	Freq	Level	Read Level	Factor	Limit Line	Over Limit	APos	TPos	Remark	Pol/Phase	Note
	MHz	dBuV/m	dBuV	dB/m	dBuV/m	dB	cm	deg			
1	5399.38	57.27	13.66	43.61	74.00	-16.73	112	296	Peak	Horizontal	
2	5468.76	56.03	12.42	43.61	68.20	-12.17	112	296	Peak	Horizontal	
3	5720.80	110.88	67.20	43.68	122.20	-11.32	112	296	Peak	Horizontal	
4	6912.66	60.73	15.42	45.31	68.20	-7.47	112	296	Peak	Horizontal	

CH 144 (Vertical) Peak

TUV Rheinland Taiwan Ltd.
No. 458-18, Sec 2, Fenliao, Linkou Dist., New Taipei City 244, Taiwan(R.O.C.)
Tel:+886-2172-1000 Fax:+886-2172-1322

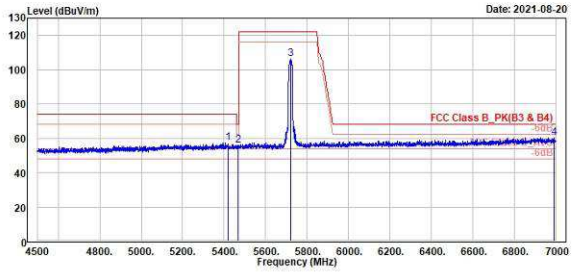

	Freq	Level	Read Level	Factor	Limit Line	Over Limit	APos	TPos	Remark	Pol/Phase	Note
	MHz	dBuV/m	dBuV	dB/m	dBuV/m	dB	cm	deg			
1	5419.35	57.26	13.67	43.59	74.00	-16.74	286	0	Peak	Vertical	
2	5466.76	56.05	12.45	43.60	68.20	-12.15	286	0	Peak	Vertical	
3	5720.00	106.41	62.73	43.68	122.20	-15.79	286	0	Peak	Vertical	
4	6991.02	60.38	15.01	45.37	68.20	-7.82	286	0	Peak	Vertical	

802.11a

CH 144 (Horizontal) Average

TUV Rheinland Taiwan Ltd.
No. 458-18, Sec 2, Fenliao, Linkou Dist., New Taipei City 244, Taiwan(R.O.C.)
Tel:+886-2172-1000 Fax:+886-2172-1322

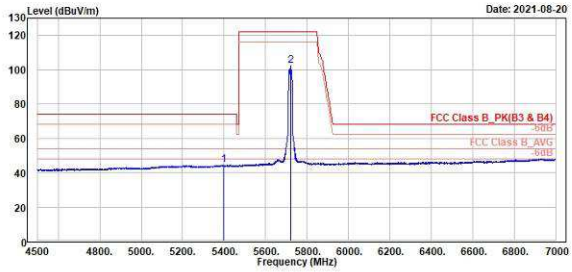

	Freq	Level	Read Level	Factor	Limit Line	Over Limit	APos	TPos	Remark	Pol/Phase	Note
	MHz	dBuV/m	dBuV	dB/m	dBuV/m	dB	cm	deg			
1	5399.38	44.62	1.01	43.61	54.00	-9.38	112	296	Average	Horizontal	
2 *	5720.00	102.11	58.43	43.68	54.00	48.11	112	296	Average	Horizontal	

CH 144 (Vertical) Average

TUV Rheinland Taiwan Ltd.
No. 458-18, Sec 2, Fenliao, Linkou Dist., New Taipei City 244, Taiwan(R.O.C.)
Tel:+886-2172-1000 Fax:+886-2172-1322

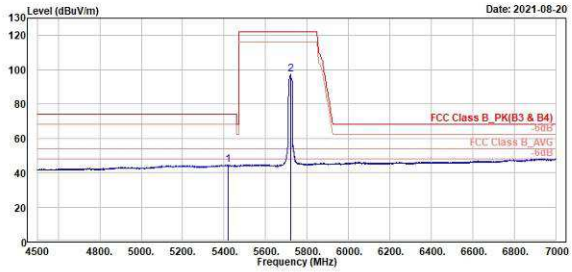

	Freq	Level	Read Level	Factor	Limit Line	Over Limit	APos	TPos	Remark	Pol/Phase	Note
	MHz	dBuV/m	dBuV	dB/m	dBuV/m	dB	cm	deg			
1	5419.35	44.38	0.79	43.59	54.00	-9.62	286	0	Average	Vertical	
2 *	5720.00	97.43	53.75	43.68	54.00	43.43	286	0	Average	Vertical	

802.11n HT20

CH 100 (Horizontal) Peak

TÜV Rheinland Taiwan Ltd.
No. 458-18, Sec 2, Fenliao, Linkou Dist., New Taipei City 244, Taiwan(R.O.C.)
Tel:+886-2172-1000 Fax:+886-2172-1322

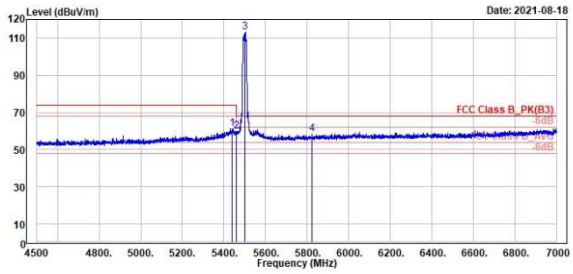

	Freq	Level	Read Level	Factor	Limit Line	Over Limit	APos	TPos	Remark	Pol/Phase	Note
	MHz	dBuV/m	dBuV	dB/m	dBuV/m	dB	cm	deg			
1	5440.31	61.20	17.64	43.56	74.00	-12.80	112	292	Peak	Horizontal	
2	5459.77	59.97	16.39	43.58	74.00	-14.03	112	292	Peak	Horizontal	
3 *	5500.00	113.18	69.49	43.69	68.20	44.98	112	292	Peak	Horizontal	
4	5824.12	58.34	14.52	43.82	68.20	-9.86	112	292	Peak	Horizontal	

CH 100 (Vertical) Peak

TÜV Rheinland Taiwan Ltd.
No. 458-18, Sec 2, Fenliao, Linkou Dist., New Taipei City 244, Taiwan(R.O.C.)
Tel:+886-2172-1000 Fax:+886-2172-1322

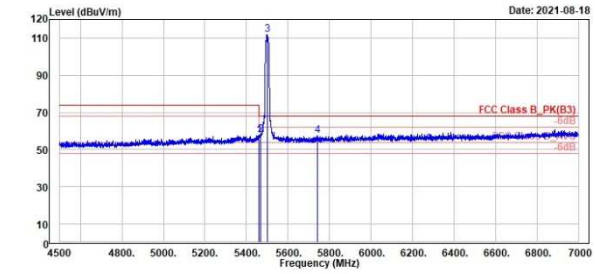

	Freq	Level	Read Level	Factor	Limit Line	Over Limit	APos	TPos	Remark	Pol/Phase	Note
	MHz	dBuV/m	dBuV	dB/m	dBuV/m	dB	cm	deg			
1	5459.77	57.69	14.11	43.58	74.00	-16.31	301	270	Peak	Vertical	
2	5469.75	58.15	14.54	43.61	68.20	-10.05	301	270	Peak	Vertical	
3 *	5500.00	111.82	68.13	43.69	68.20	43.62	301	270	Peak	Vertical	
4	5743.76	57.65	13.95	43.70	68.20	-10.55	301	270	Peak	Vertical	

802.11n HT20

CH 100 (Horizontal) Average

TÜV Rheinland Taiwan Ltd.
No. 458-18, Sec 2, Fenliao, Linkou Dist., New Taipei City 244, Taiwan(R.O.C.)
Tel:+886-2172-1000 Fax:+886-2172-1322

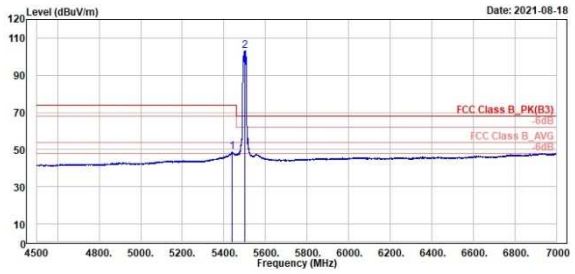

	Freq	Level	Read Level	Factor	Limit Line	Over Limit	APos	TPos	Remark	Pol/Phase	Note
	MHz	dBuV/m	dBuV	dB/m	dBuV/m	dB	cm	deg			
1 !	5440.31	48.82	5.26	43.56	54.00	-5.18	112	292	Average	Horizontal	
2 *	5500.00	103.22	59.53	43.69	54.00	49.22	112	292	Average	Horizontal	

CH 100 (Vertical) Average

TÜV Rheinland Taiwan Ltd.
No. 458-18, Sec 2, Fenliao, Linkou Dist., New Taipei City 244, Taiwan(R.O.C.)
Tel:+886-2172-1000 Fax:+886-2172-1322

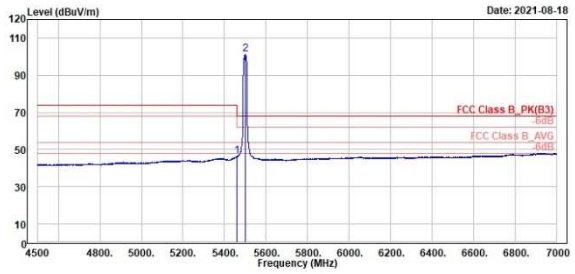

	Freq	Level	Read Level	Factor	Limit Line	Over Limit	APos	TPos	Remark	Pol/Phase	Note
	MHz	dBuV/m	dBuV	dB/m	dBuV/m	dB	cm	deg			
1	5459.77	46.33	2.75	43.58	54.00	-7.67	301	270	Average	Vertical	
2 *	5500.00	101.32	57.63	43.69	54.00	47.32	301	270	Average	Vertical	

802.11n HT20

CH 116 (Horizontal) Peak

TÜV Rheinland Taiwan Ltd.
No. 458-18, Sec 2, Fenliao, Linkou Dist., New Taipei City 244, Taiwan(R.O.C.)
Tel:+886-2172-1000 Fax:+886-2172-1322

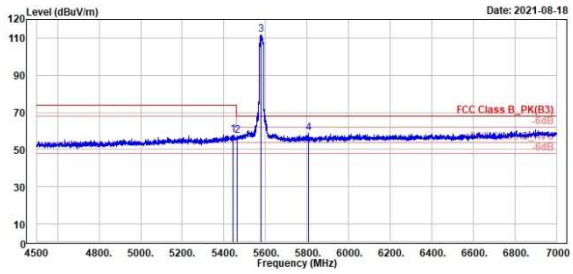

	Freq	Level	Read Level	Factor	Limit Line	Over Limit	APos	TPos	Remark	Pol/Phase	Note
	MHz	dBuV/m	dBuV	dB/m	dBuV/m	dB	cm	deg			
1	5442.80	58.08	14.52	43.56	74.00	-15.92	120	296	Peak	Horizontal	
2	5463.27	57.42	13.83	43.59	68.20	-10.78	120	296	Peak	Horizontal	
3 *	5580.00	111.77	68.25	43.52	68.20	43.57	120	296	Peak	Horizontal	
4	5806.65	58.81	15.04	43.77	68.20	-9.39	120	296	Peak	Horizontal	

CH 116 (Vertical) Peak

TÜV Rheinland Taiwan Ltd.
No. 458-18, Sec 2, Fenliao, Linkou Dist., New Taipei City 244, Taiwan(R.O.C.)
Tel:+886-2172-1000 Fax:+886-2172-1322

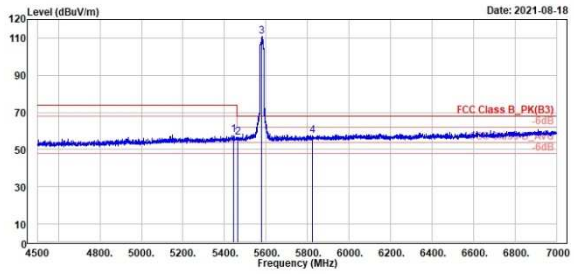

	Freq	Level	Read Level	Factor	Limit Line	Over Limit	APos	TPos	Remark	Pol/Phase	Note
	MHz	dBuV/m	dBuV	dB/m	dBuV/m	dB	cm	deg			
1	5445.30	57.79	14.23	43.56	74.00	-16.21	378	250	Peak	Vertical	
2	5465.76	56.59	12.99	43.60	68.20	-11.61	378	250	Peak	Vertical	
3 *	5580.00	110.87	67.35	43.52	68.20	42.67	378	250	Peak	Vertical	
4	5824.62	57.65	13.83	43.82	68.20	-10.55	378	250	Peak	Vertical	

802.11n HT20

CH 116 (Horizontal) Average

TÜV Rheinland Taiwan Ltd.
No. 458-18, Sec 2, Fenliao., Linkou Dist., New Taipei City 244, Taiwan(R.O.C.)
Tel:+886-2172-1000 Fax:+886-2172-1322

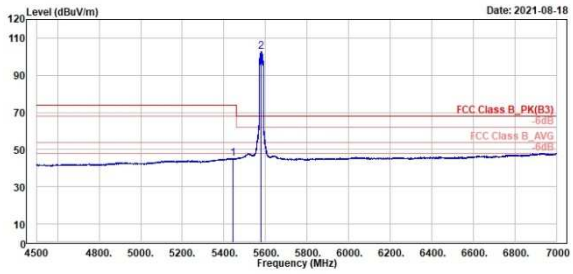

	Freq	Level	Read Level	Factor	Limit Line	Over Limit	APos	TPos	Remark	Pol/Phase	Note
	MHz	dBuV/m	dBuV	dB/m	dBuV/m	dB	cm	deg			
1	5442.80	45.37	1.81	43.56	54.00	-8.63	120	296	Average	Horizontal	
2 *	5580.00	102.68	59.16	43.52	54.00	48.68	120	296	Average	Horizontal	

CH 116 (Vertical) Average

TÜV Rheinland Taiwan Ltd.
No. 458-18, Sec 2, Fenliao., Linkou Dist., New Taipei City 244, Taiwan(R.O.C.)
Tel:+886-2172-1000 Fax:+886-2172-1322

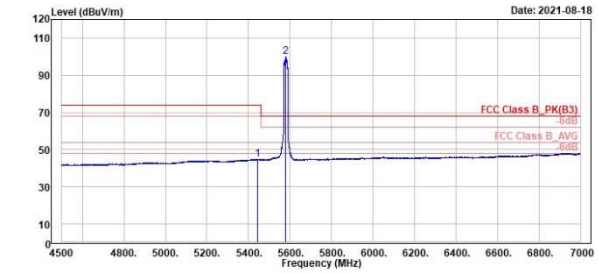

	Freq	Level	Read Level	Factor	Limit Line	Over Limit	APos	TPos	Remark	Pol/Phase	Note
	MHz	dBuV/m	dBuV	dB/m	dBuV/m	dB	cm	deg			
1	5445.30	44.91	1.35	43.56	54.00	-9.09	378	250	Average	Vertical	
2 *	5580.00	99.93	56.41	43.52	54.00	45.93	378	250	Average	Vertical	

802.11n HT20

CH 140 (Horizontal) Peak

TÜV Rheinland Taiwan Ltd.
No. 458-18, Sec 2, Fenliao., Linkou Dist., New Taipei City 244, Taiwan(R.O.C.)
Tel:+886-2172-1000 Fax:+886-2172-1322

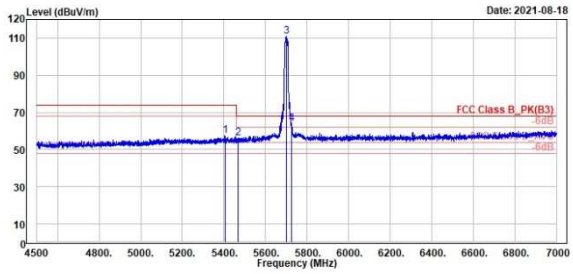

	Freq	Level	Read Level	Factor	Limit Line	Over Limit	APos	TPos	Remark	Pol/Phase	Note
	MHz	dBuV/m	dBuV	dB/m	dBuV/m	dB	cm	deg			
1	5407.37	57.63	14.02	43.61	74.00	-16.37	106	303	Peak	Horizontal	
2	5467.26	56.00	12.40	43.60	68.20	-12.20	106	303	Peak	Horizontal	
3 *	5700.00	110.98	67.32	43.66	68.20	42.78	106	303	Peak	Horizontal	
4 !	5725.29	63.90	20.21	43.69	68.20	-4.30	106	303	Peak	Horizontal	

CH 140 (Vertical) Peak

TÜV Rheinland Taiwan Ltd.
No. 458-18, Sec 2, Fenliao., Linkou Dist., New Taipei City 244, Taiwan(R.O.C.)
Tel:+886-2172-1000 Fax:+886-2172-1322

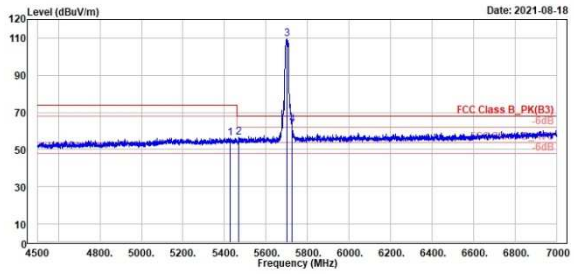

	Freq	Level	Read Level	Factor	Limit Line	Over Limit	APos	TPos	Remark	Pol/Phase	Note
	MHz	dBuV/m	dBuV	dB/m	dBuV/m	dB	cm	deg			
1	5426.33	56.27	12.69	43.58	74.00	-17.73	339	251	Peak	Vertical	
2	5468.76	56.64	13.03	43.61	68.20	-11.56	339	251	Peak	Vertical	
3 *	5700.00	109.47	65.81	43.66	68.20	41.27	339	251	Peak	Vertical	
4 !	5725.79	63.63	19.94	43.69	68.20	-4.57	339	251	Peak	Vertical	

802.11n HT20

CH 140 (Horizontal) Average

TÜV Rheinland Taiwan Ltd.
No. 458-18, Sec 2, Fenliao., Linkou Dist., New Taipei City 244, Taiwan(R.O.C.)
Tel:+886-2172-1000 Fax:+886-2172-1322

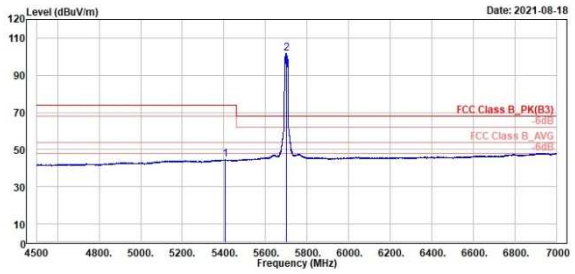

	Freq	Level	Read Level	Factor	Limit Line	Over Limit	APos	TPos	Remark	Pol/Phase	Note
	MHz	dBuV/m	dBuV	dB/m	dBuV/m	dB	cm	deg			
1	5407.37	44.57	0.96	43.61	54.00	-9.43	106	303	Average	Horizontal	
2 *	5700.00	101.54	57.88	43.66	54.00	47.54	106	303	Average	Horizontal	

CH 140 (Vertical) Average

TÜV Rheinland Taiwan Ltd.
No. 458-18, Sec 2, Fenliao., Linkou Dist., New Taipei City 244, Taiwan(R.O.C.)
Tel:+886-2172-1000 Fax:+886-2172-1322

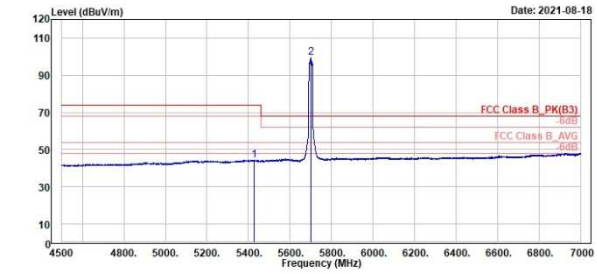

	Freq	Level	Read Level	Factor	Limit Line	Over Limit	APos	TPos	Remark	Pol/Phase	Note
	MHz	dBuV/m	dBuV	dB/m	dBuV/m	dB	cm	deg			
1	5426.33	44.26	0.68	43.58	54.00	-9.74	339	251	Average	Vertical	
2 *	5700.00	99.29	55.63	43.66	54.00	45.29	339	251	Average	Vertical	

802.11n HT20

CH 144 (Horizontal) Peak

TUV Rheinland Taiwan Ltd.
No. 458-18, Sec 2, Fenliao, Linkou Dist., New Taipei City 244, Taiwan(R.O.C.)
Tel:+886-2172-1000 Fax:+886-2172-1322

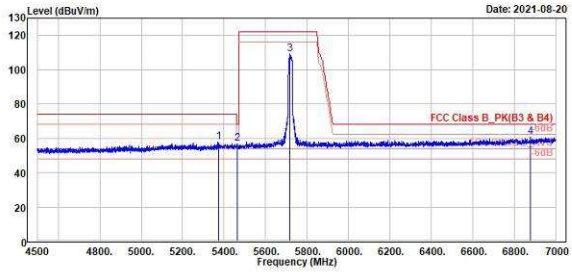

	Freq	Level	Read Level	Factor	Limit Line	Over Limit	APos	TPos	Remark	Pol/Phase	Note
	MHz	dBuV/m	dBuV	dB/m	dBuV/m	dB	cm	deg			
1	5375.92	57.94	14.45	43.49	74.00	-16.06	102	295	Peak	Horizontal	
2	5464.76	56.69	13.09	43.60	68.20	-11.51	102	295	Peak	Horizontal	
3	5718.31	109.44	65.76	43.68	122.20	-12.76	102	295	Peak	Horizontal	
4	6879.72	60.58	15.30	45.28	68.20	-7.62	102	295	Peak	Horizontal	

CH 144 (Vertical) Peak

TUV Rheinland Taiwan Ltd.
No. 458-18, Sec 2, Fenliao, Linkou Dist., New Taipei City 244, Taiwan(R.O.C.)
Tel:+886-2172-1000 Fax:+886-2172-1322

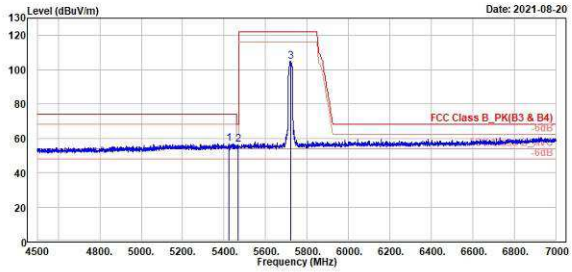

	Freq	Level	Read Level	Factor	Limit Line	Over Limit	APos	TPos	Remark	Pol/Phase	Note
	MHz	dBuV/m	dBuV	dB/m	dBuV/m	dB	cm	deg			
1	5423.84	57.08	13.50	43.58	74.00	-16.92	346	359	Peak	Vertical	
2	5468.76	56.19	12.58	43.61	68.20	-12.01	346	359	Peak	Vertical	
3	5720.00	104.99	61.31	43.68	122.20	-17.21	346	359	Peak	Vertical	

802.11n HT20

CH 144 (Horizontal) Average

TUV Rheinland Taiwan Ltd.
No. 458-18, Sec 2, Fenliao, Linkou Dist., New Taipei City 244, Taiwan(R.O.C.)
Tel:+886-2172-1000 Fax:+886-2172-1322

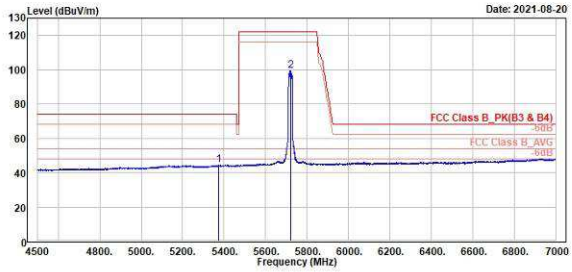

	Freq	Level	Read Level	Factor	Limit Line	Over Limit	APos	TPos	Remark	Pol/Phase	Note
	MHz	dBuV/m	dBuV	dB/m	dBuV/m	dB	cm	deg			
1	5375.92	44.42	0.93	43.49	54.00	-9.58	102	295	Average	Horizontal	
2 *	5720.00	99.44	55.76	43.68	54.00	45.44	102	295	Average	Horizontal	

CH 144 (Vertical) Average

TUV Rheinland Taiwan Ltd.
No. 458-18, Sec 2, Fenliao, Linkou Dist., New Taipei City 244, Taiwan(R.O.C.)
Tel:+886-2172-1000 Fax:+886-2172-1322

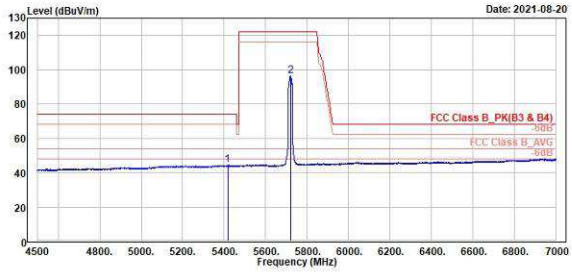

	Freq	Level	Read Level	Factor	Limit Line	Over Limit	APos	TPos	Remark	Pol/Phase	Note
	MHz	dBuV/m	dBuV	dB/m	dBuV/m	dB	cm	deg			
1	5416.85	44.31	0.72	43.59	54.00	-9.69	346	359	Average	Vertical	
2 *	5720.00	96.32	52.64	43.68	54.00	42.32	346	359	Average	Vertical	

802.11n HT40

CH 102 (Horizontal) Peak

TÜV Rheinland Taiwan Ltd.
No. 458-18, Sec 2, Fenliao, Linkou Dist., New Taipei City 244, Taiwan(R.O.C.)
Tel:+886-2172-1000 Fax:+886-2172-1322

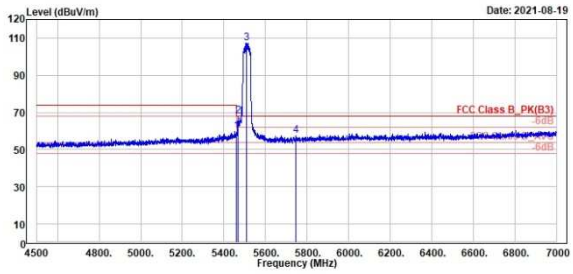

	Freq	Level	Read Level	Factor	Limit Line	Over Limit	APos	TPos	Remark	Pol/Phase	Note
	MHz	dBuV/m	dBuV	dB/m	dBuV/m	dB	cm	deg			
1	5459.77	59.87	16.29	43.58	74.00	-14.13	111	299	Peak	Horizontal	
2 !	5469.75	67.81	24.20	43.61	68.20	-0.39	111	299	Peak	Horizontal	
3 *	5510.00	107.44	63.80	43.64	68.20	39.24	111	299	Peak	Horizontal	
4	5747.26	57.27	13.56	43.71	68.20	-10.93	111	299	Peak	Horizontal	

CH 102 (Vertical) Peak

TÜV Rheinland Taiwan Ltd.
No. 458-18, Sec 2, Fenliao, Linkou Dist., New Taipei City 244, Taiwan(R.O.C.)
Tel:+886-2172-1000 Fax:+886-2172-1322

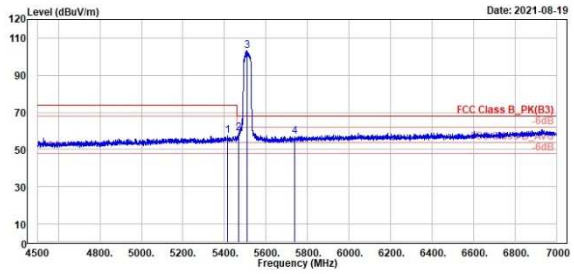

	Freq	Level	Read Level	Factor	Limit Line	Over Limit	APos	TPos	Remark	Pol/Phase	Note
	MHz	dBuV/m	dBuV	dB/m	dBuV/m	dB	cm	deg			
1	5416.35	57.70	14.11	43.59	74.00	-16.30	378	9	Peak	Vertical	
2	5468.26	59.04	15.43	43.61	68.20	-9.16	378	9	Peak	Vertical	
3 *	5510.00	103.09	59.45	43.64	68.20	34.89	378	9	Peak	Vertical	
4	5738.77	57.20	13.50	43.70	68.20	-11.00	378	9	Peak	Vertical	

802.11n HT40

CH 102 (Horizontal) Average

TÜV Rheinland Taiwan Ltd.
No. 458-18, Sec 2, Fenliao., Linkou Dist., New Taipei City 244, Taiwan(R.O.C.)
Tel:+886-2172-1000 Fax:+886-2172-1322

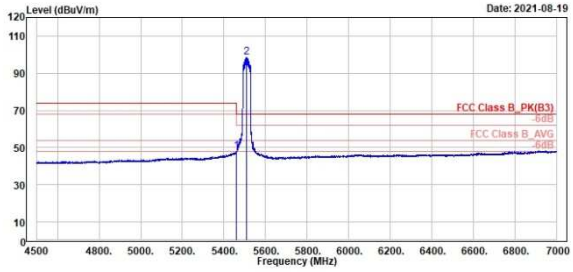

	Freq	Level	Read Level	Factor	Limit Line	Over Limit	APos	TPos	Remark	Pol/Phase	Note
	MHz	dBuV/m	dBuV	dB/m	dBuV/m	dB	cm	deg			
1	5459.77	47.88	4.30	43.58	54.00	-6.12	111	299	Average	Horizontal	
2 *	5510.00	98.48	54.84	43.64	54.00	44.48	111	299	Average	Horizontal	

CH 102 (Vertical) Average

TÜV Rheinland Taiwan Ltd.
No. 458-18, Sec 2, Fenliao., Linkou Dist., New Taipei City 244, Taiwan(R.O.C.)
Tel:+886-2172-1000 Fax:+886-2172-1322

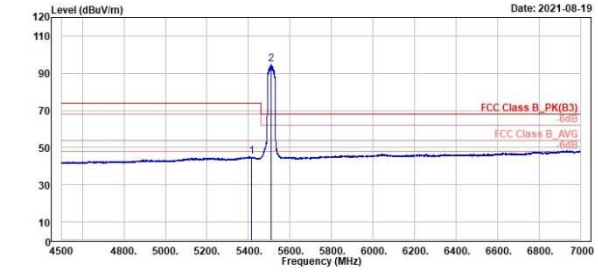

	Freq	Level	Read Level	Factor	Limit Line	Over Limit	APos	TPos	Remark	Pol/Phase	Note
	MHz	dBuV/m	dBuV	dB/m	dBuV/m	dB	cm	deg			
1	5416.35	45.11	1.52	43.59	54.00	-8.89	378	9	Average	Vertical	
2 *	5510.00	94.71	51.07	43.64	54.00	40.71	378	9	Average	Vertical	

802.11n HT40

CH 110 (Horizontal) Peak

TÜV Rheinland Taiwan Ltd.
No. 458-18, Sec 2, Fenliao, Linkou Dist., New Taipei City 244, Taiwan(R.O.C.)
Tel:+886-2172-1000 Fax:+886-2172-1322

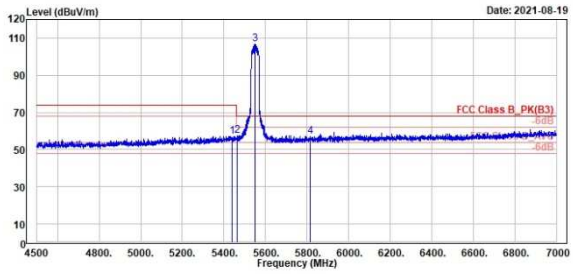

	Freq	Level	Read Level	Factor	Limit Line	Over Limit	APos	TPos	Remark	Pol/Phase	Note
	MHz	dBuV/m	dBuV	dB/m	dBuV/m	dB	cm	deg			
1	5439.31	57.17	13.61	43.56	74.00	-16.83	117	301	Peak	Horizontal	
2	5464.76	57.50	13.90	43.60	68.20	-10.70	117	301	Peak	Horizontal	
3 *	5550.00	106.68	63.24	43.44	68.20	38.48	117	301	Peak	Horizontal	
4	5814.14	57.22	13.43	43.79	68.20	-10.98	117	301	Peak	Horizontal	

CH 110 (Vertical) Peak

TÜV Rheinland Taiwan Ltd.
No. 458-18, Sec 2, Fenliao, Linkou Dist., New Taipei City 244, Taiwan(R.O.C.)
Tel:+886-2172-1000 Fax:+886-2172-1322

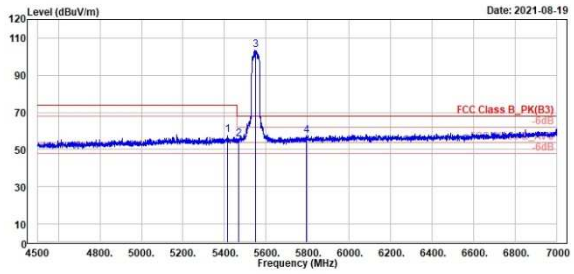

	Freq	Level	Read Level	Factor	Limit Line	Over Limit	APos	TPos	Remark	Pol/Phase	Note
	MHz	dBuV/m	dBuV	dB/m	dBuV/m	dB	cm	deg			
1	5413.86	57.85	14.26	43.59	74.00	-16.15	373	290	Peak	Vertical	
2	5467.26	55.87	12.27	43.60	68.20	-12.33	373	290	Peak	Vertical	
3 *	5550.00	103.56	60.12	43.44	68.20	35.36	373	290	Peak	Vertical	
4	5794.17	57.46	13.71	43.75	68.20	-10.74	373	290	Peak	Vertical	

802.11n HT40

CH 110 (Horizontal) Average

TÜV Rheinland Taiwan Ltd.
No. 458-18, Sec 2, Fenliao., Linkou Dist., New Taipei City 244, Taiwan(R.O.C.)
Tel:+886-2172-1000 Fax:+886-2172-1322

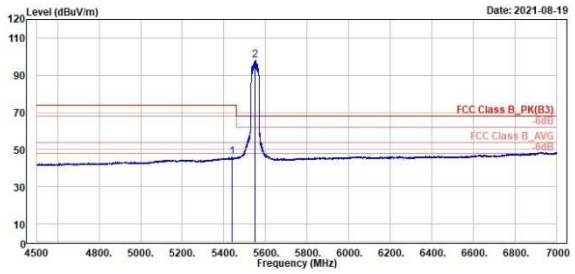

	Freq	Level	Read Level	Factor	Limit Line	Over Limit	APos	TPos	Remark	Pol/Phase	Note
	MHz	dBuV/m	dBuV	dB/m	dBuV/m	dB	cm	deg			
1	5439.31	45.88	2.32	43.56	54.00	-8.12	117	301	Average	Horizontal	
2 *	5550.00	97.88	54.44	43.44	54.00	43.88	117	301	Average	Horizontal	

CH 110 (Vertical) Average

TÜV Rheinland Taiwan Ltd.
No. 458-18, Sec 2, Fenliao., Linkou Dist., New Taipei City 244, Taiwan(R.O.C.)
Tel:+886-2172-1000 Fax:+886-2172-1322

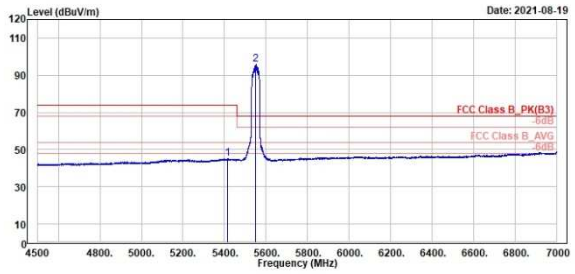

	Freq	Level	Read Level	Factor	Limit Line	Over Limit	APos	TPos	Remark	Pol/Phase	Note
	MHz	dBuV/m	dBuV	dB/m	dBuV/m	dB	cm	deg			
1	5413.86	45.07	1.48	43.59	54.00	-8.93	373	290	Average	Vertical	
2 *	5550.00	95.74	52.30	43.44	54.00	41.74	373	290	Average	Vertical	