IST EMC LAB.

E M I S S I O N T E S T R E P O R T

Test report file No. : **04-IST-0050** Date of issue : Mar. 20. 2004

Model / Type No. : EFL-1902X ■ Basic ☐ Alternate

Kind of product : LCD Monitor

Brand name : Effinet Systems, INC.

Applicant : Effinet Systems, INC.

Manufacturer : Effinet Systems, INC.

License holder : Effinet Systems, INC.

Address : 6F Moden Venture Town, 1673 Shingil-Dong, Youngdungpo-Ku, Seoul, 150-057, Korea

Test result according to the regulation(s)

■ Positive ☐ Negative

at page 3.

This test report with appendix consists of 30 pages. The test result only responds to the tested sample.
It is not allowed to copy this report even partly without the allowance of the Test Laboratory.
This equipment is complied with the applicable technical standards as indicated in the measurement report and was tested in accordance with the measurement procedures specified in ANSI C63.4-2001.

IST EMC Lab. San 21-8 Goan-Ri, Baekam-Myun, Yongin-Si, Kyunggi-Do, KOREA
International - Tel : 82-31 - 333 - 4093. Fax : 82-31 - 333 - 4094.
Domestic - Tel : 031 - 333 - 4093. Fax : 031 - 333 - 4094.

DIRECTORY

A) Documentation.

	Page
Directory	2
Test regulations	3
Information of Test Regulation	3
Equipment under Test	4
Test Conditions	5 ~ 6
Test Result	7
Measurement Uncertainty	8
Test-setup	9 ~ 11
Summary	18

B) Test Data.

Conducted emissions (Mains)	: 150 kHz - 30 MHz	12 ~ 14
Radiated emissions	: 30 MHz – 2 GHz	15 ~ 17

C) Appendix : Test data of multiple resolutions.

A. Conducted emissions	: 150 kHz – 30MHz	19 ~ 27
B. Radiated emissions	: 30 MHz – 1 GHz	28 ~ 30

IST EMC Lab. San 21-8 Goan-Ri, Baekam-Myun, Yongin-Si, Kyunggi-Do, KOREA
International - Tel : 82-31 - 333 - 4093. Fax : 82-31 - 333 - 4094.
Domestic - Tel : 031 - 333 - 4093. Fax : 031 - 333 - 4094.

TEST REGULATIONS

The tests were performed according to the following regulations ;

■ - FCC Part 15, Subpart B (Unintentional Radiators, Class B)

Information of Test Laboratory

IST EMC Lab.
San 21-8 Goan-Ri, Baekam-Myun, Yongin-Si, Kyunggi-Do, Korea
International - Tel : 82-31 - 333 - 4093. Fax : 82-31 - 333 - 4094.
Domestic - Tel : 031 - 333 - 4093. Fax : 031 - 333 - 4094.

EQUIPMENT UNDER TEST

Equipment Description :

LCD Pannel :	Type : Samsung LTM190E1-L01 Size : 19" Diagonal
Panel Dimension	404.2(W) x 330.0(H) x 20.0(D) mm
Color Depth	16.7M True color
Contrast Ratio	Typ. 500 : 1
Average Brightness	Typ. 250 cd/ m^2
Number of Pixels	1280 (H) x 1024 (V)
Pixel Pitch	0.294 mm x 0.294 mm
Power Consumpton :	35W Max
Power	100 ~ 240Vac 50/60 Hz 0.7~0.4A

EUT Type :

- ☒ Table-Top.
- ☐ Floor-Standing.
- ☐ Table-Top and Floor-Standing(Combination).

Operation – mode of the E.U.T. :

The equipment under test was operated during the measurement under following conditions :

- ☐ Standby.
- ☒ Operational Condition : Scrolling "H" characters under MS Windows, at test mode of 1280 X 1024, 75 Hz

Configuration of the equipment under test :

Following peripheral devices and interface cables were connected during the measurement :

Equipment	Type	Brand	Serial No.
PC	Vectra VL420MT	HP	SG23101784
Keyboard	SK-2502C	HP	M020321066
PS/2 Mouse	M-S48A	HP	LZC20602926
Serial Mouse	M-S428	Logitech	LCA53305547
Printer	A0302384	Northern Telecom	26633S60168

Connecting Interface Cables :

- Unshielded AC power cable : 1.8 m
- Shielded monitor's signal cable(with two ferrite core) : 1.5 m
- Shielded printer's signal cable (with two ferrite core): 1.8 m

IST EMC Lab. San 21-8 Goan-Ri, Baekam-Myun, Yongin-Si, Kyunggi-Do, KOREA
International - Tel : 82-31 - 333 - 4093. Fax : 82-31 - 333 - 4094.
Domestic - Tel : 031 - 333 - 4093. Fax : 031 - 333 - 4094.

TEST CONDITIONS

The **measurement of the conducted emissions (Interference voltage)** was performed in the shielded room.

Test location :

☒ Shielded room. No.1 ☐ Compact chamber 2

Used testing instruments :

Name	Type	Manufacturer	Calibration. Date	Serial Number
ESH 3	Test Receiver	Rohde & Schwarz	Jul. 22, 2003	892108/018
3725/2	LISN	EMCO	Jul. 23, 2003	9101-2068
KNW-407	LISN	Hyup-Rip	Jul. 23, 2003	8-883-10
ESH 3-Z2	Pulse Limiter	Rohde & Schwarz	Jul. 23, 2003	357.8810.52

Test - accessories :

Type	Manufacturer
Aneroid Barometer	Sato
Hygrometer	Sato

Measurement Procedures :

Conducted emissions measurments were made in accordance with ANSI C-63.4-2001, "Method of Measurement of Radio-Noise Emissions from Low-Voltage Electrical and Electronic Equipment in the Range of 9 kHz to 40 GHz". The measurement were performed over the frequency range of 0.15MHz to 30MHz using a 50Ω/50uH LISN as the input transducer to an EMI/Field Intensity Meter. The measurements were made with the detector set for "Peak" amplitude within an IF bandwidth of 10kHz or for "quasi-peak" within a bandwidth of 9kHz.

All used test-instruments as well as the test-accessories are calibrated regularly.

Test engineer :

B.S. Shim / Research engineer
IST EMC Lab.

IST EMC Lab. San 21-8 Goan-Ri, Baekam-Myun, Yongin-Si, Kyunggi-Do, KOREA
International - Tel : 82-31 - 333 - 4093. Fax : 82-31 - 333 - 4094.
Domestic - Tel : 031 - 333 - 4093. Fax : 031 - 333 - 4094.

The **measurement of the radiated emissions (Electric field)** in the frequency range from 30 MHz to 1GHz was performed in horizontal and vertical antenna polarization at a open-site which meet the site attenuation requirement of ANSI C63.4-2001 and a test distance of :

Location :	☐ Open Site No. 1	☒ Open Site No. 2	☐ Open Site No. 3
Distance :	☒ 3 meters	☐ 10 meters	

Used testing instruments :

Name	Type	Manufacturer	Calibration. Date	Serial Number
ESVP	Test Receiver	Rohde & Schwarz	Jul. 22, 2003	861744/004
VULB 9160	Antenna	Schwarzbeck	Jul. 09, 2003	3048
3115	Horn Antenna	EMCO	Jul. 05, 2003	9012-3602
8566B	Sepectrum Analyzer	Hewlett Packard	Dec.01, 2003	3340A08191
85685A	RF Preselector	Hewlett Packard	Dec.01, 2003	3221A01455
8449B	Preamplifier	Hewlett Packard	Dec.01, 2003	3008A00530

Test - accessories :

Type	Manufacturer
Aneroid Barometer	Sato
Hygrometer	Sato

Measurement procedures

Radiated measurements were in accordance with ANSI C63.4-2001 “Method of Measurement of Radio-Noise Emissions from Low-Voltage Electrical and Electronic Equipment in the Range of 9 kHz to 40 GHz”. The measurements were performed over the frequency range of 30MHz to 1GHz using antenna as the input transducer to a EMI/Field Intensity Meter. The measurements were made with the detector set for “quasi-peak” within a bandwidth of 120kHz.

All used test-instruments as well as the test-accessories are calibrated regularly

Test engineer :



B.S. Shim / Research engineer
IST EMC Lab.

IST EMC Lab. San 21-8 Goan-Ri, Baekam-Myun, Yongin-Si, Kyunggi-Do, KOREA
International - Tel : 82-31 - 333 - 4093. Fax : 82-31 - 333 - 4094.
Domestic - Tel : 031 - 333 - 4093. Fax : 031 - 333 - 4094.

TEST RESULT

Conducted emissions : 150 kHz - 30 MHz

The requirements are.

☒ KEPT ☐ NOT KEPT

Min. limit margin

4.1 dB at 0.178 MHz

Remarks : See test-data at pages 12 ~ 14.

Radiated emissions (electric field) 30 MHz - 1000 MHz

The requirements are.

☒ KEPT ☐ NOT KEPT

Min. limit margin

4.6 dB at 580.7 MHz

Remarks : See test-data at page 15 ~ 16.

IST EMC Lab. San 21-8 Goan-Ri, Baekam-Myun, Yongin-Si, Kyunggi-Do, KOREA
International - Tel : 82-31 - 333 - 4093. Fax : 82-31 - 333 - 4094.
Domestic - Tel : 031 - 333 - 4093. Fax : 031 - 333 - 4094.

Measurement Uncertainty Calculation

The measurement uncertainties stated were calculated in accordance with the requirements of NIST Technical Note 1297 and NIS 81 (1994).

Contribution (Conducted Emissions)	Probability Distribution	Uncertainty (±dB) 0.15-30MHz
Receiver Specification	Rectangular	1.5
LISN Coupling Specification	Rectangular	1.5
Cable and Input Attenuator Calibration	Normal (k=2)	0.5
Mismatch to Reciver	U-Shaped	-0.8 / +0.7
System Repeatability	Normal (k=1)	0.2
Combined Standard Uncertainty	Normal (k=2)	-1.85 / +1.71
Expanded Uncertainty U	Normal (k=2)	-3.7 / +3.42

$U_{c,\min us}$ = -1.85, $U_{c,plus}$ = 1.71

U = -3.70 / +3.42 (k=2, 95.45% confidence level)

Contribution (Radiated Emissions)	Probability Distribution	Uncertainties(±dB) 3 m
Antenna		
Factor	Normal (k=2)	0.9968
Frequency Interpolation	Rectangular	0.1039
Height Variation	Rectangular	-2.6 / +1.5
Directivity Difference	Rectangular	-1.0 / +0
Phase Center Location	Rectangular	1.0
Cable Loss	Normal (k=2)	0.5
Receiver		
Voltage Accuracy	Normal (k=2)	2.0
Pulse Response	Rectangular	1.5
Absolute Repetition Rate	Rectangular	1.5
Mismatch to Receiver $\lvert \Gamma_{antenna} \rvert = 0.33$ $\lvert \Gamma_{receiver} \rvert = 0.33$	U-Shaped	-1.0 / +0.9
System Repeatibility	Std Deviation	0.5
Combined Standard Uncertainty	Normal	-2.6048 / 2.2775
Expanded Uncertainty U	Normal (k=2)	-5.21 / +4.55

$U_{c,\min us}$ = -2.6048, $U_{c,plus}$ = 2.2775

U = -5.21 / +4.55 (k=2, 95.45% confidence level)

IST EMC Lab. San 21-8 Goan-Ri, Baekam-Myun, Yongin-Si, Kyunggi-Do, KOREA
International - Tel : 82-31 - 333 - 4093. Fax : 82-31 - 333 - 4094.
Domestic - Tel : 031 - 333 - 4093. Fax : 031 - 333 - 4094.

TEST SETUP (Drawings)

Type :EFL-1902X

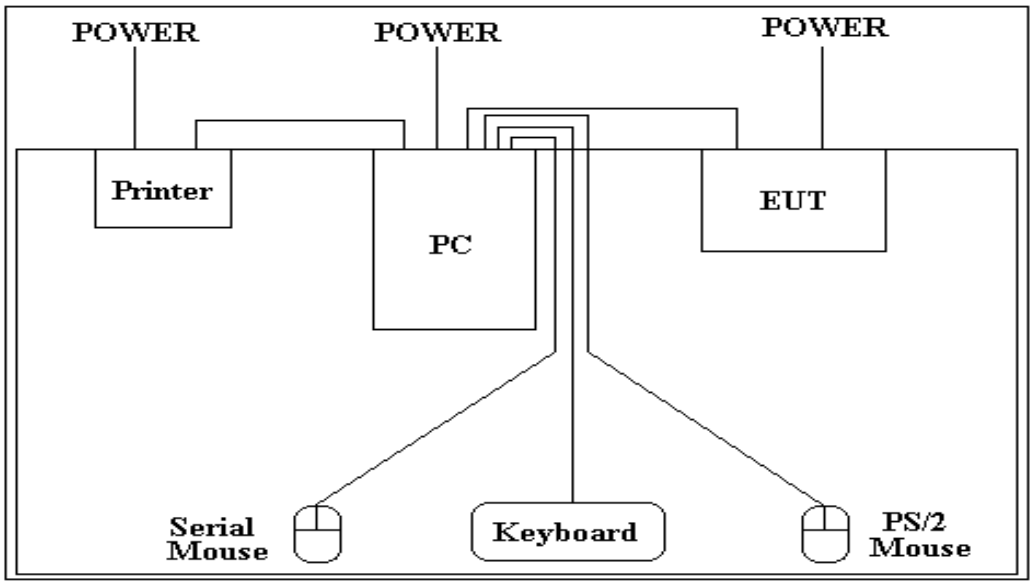

Conducted Emissions 150kHz - 30 MHz

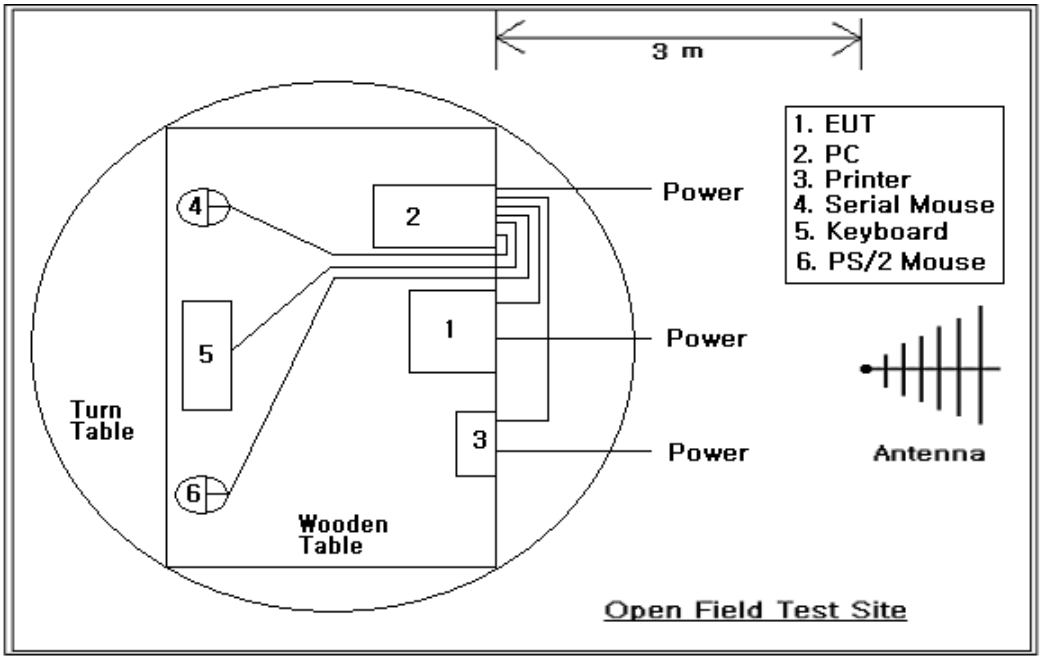

Radiated Emissions 30 MHz - 1000 MHz

IST EMC Lab. San 21-8 Goan-Ri, Baekam-Myun, Yongin-Si, Kyunggi-Do, KOREA
International - Tel : 82-31 - 333 - 4093. Fax : 82-31 - 333 - 4094.
Domestic - Tel : 031 - 333 - 4093. Fax : 031 - 333 - 4094.

TEST SETUP (Photos)

Type : EFL-1902X

Conducted Emissions 150kHz - 30 MHz

IST EMC Lab. San 21-8 Goan-Ri, Baekam-Myun, Yongin-Si, Kyunggi-Do, KOREA
International - Tel : 82-31 - 333 - 4093. Fax : 82-31 - 333 - 4094.
Domestic - Tel : 031 - 333 - 4093. Fax : 031 - 333 - 4094.

TEST SETUP (Photos)

Type : EFL-1902X

Radiated Emissions 30MHz - 1000 MHz



IST EMC Lab. San 21-8 Goan-Ri, Baekam-Myun, Yongin-Si, Kyunggi-Do, KOREA
International - Tel : 82-31 - 333 - 4093. Fax : 82-31 - 333 - 4094.
Domestic - Tel : 031 - 333 - 4093. Fax : 031 - 333 - 4094.

Conducted Emission Test Data

Type	EFL-1902X		
Manufacturer	Effinet Systems.,INC.		
Operation mode	Scrolling "H" pattern display at 1280 x 1024, 75Hz		
Environmental Conditon	Temperature	:	19 °C
	Humidity	:	48 %
	Atmospheric pressure	:	1014mbar
Date	Mar. 09, 2004		

Highest Emissions ralative to the limit

Frequency [MHz]	Reading [dBμV]		Phase	Insertion Loss (LISN)	Limit [dBμV]		Margin [dB]	
	Q-peak	AV			Q-peak	AV	Q-peak	AV
0.175	57.5	44.0	L1	0.8	64.7	54.7	6.4	9.9
0.220	50.6	39.3		0.8	62.8	52.8	11.4	12.7
0.923	36.0	34.4		0.8	56.0	46.0	19.2	10.8
4.793	37.6	32.9		0.8	56.0	46.0	17.6	12.3
18.638	44.0	36.6		0.8	60.0	50.0	15.2	12.6
21.093	46.1	40.0		0.8	60.0	50.0	13.1	9.2
0.178	59.7	44.3	N	0.8	64.6	54.6	4.1	9.5
0.222	51.8	38.1		0.8	62.7	52.7	10.1	13.8
1.591	43.7	38.9		0.8	56.0	46.0	11.5	6.3
4.862	36.3	31.2		0.8	56.0	46.0	18.9	14.0
17.490	44.5	37.2		0.8	60.0	50.0	14.7	12.0
21.273	48.8	42.1		0.8	60.0	50.0	10.4	7.1
Cable loss are less than 0.1 dB								

.*L1 : Live Line

**N : Neutral Line

*** **Please refer to data graphs at page 13 ~ 14.**

This is the worst data among three resolutions. (800*600,75Hz ; 1024*768, 75Hz ; 1280*1024,75Hz)
Please refer to the data at page 19 ~ 27. (Appendix A)

Coverage factor of k=2 will ensure that the level of confidence will be approximately 95.45%,
Uncertainty U = -3.70 / +3.42 [dB]

IST EMC Lab. San 21-8 Goan-Ri, Baekam-Myun, Yongin-Si, Kyunggi-Do, KOREA
International - Tel : 82-31 - 333 - 4093. Fax : 82-31 - 333 - 4094.
Domestic - Tel : 031 - 333 - 4093. Fax : 031 - 333 - 4094.

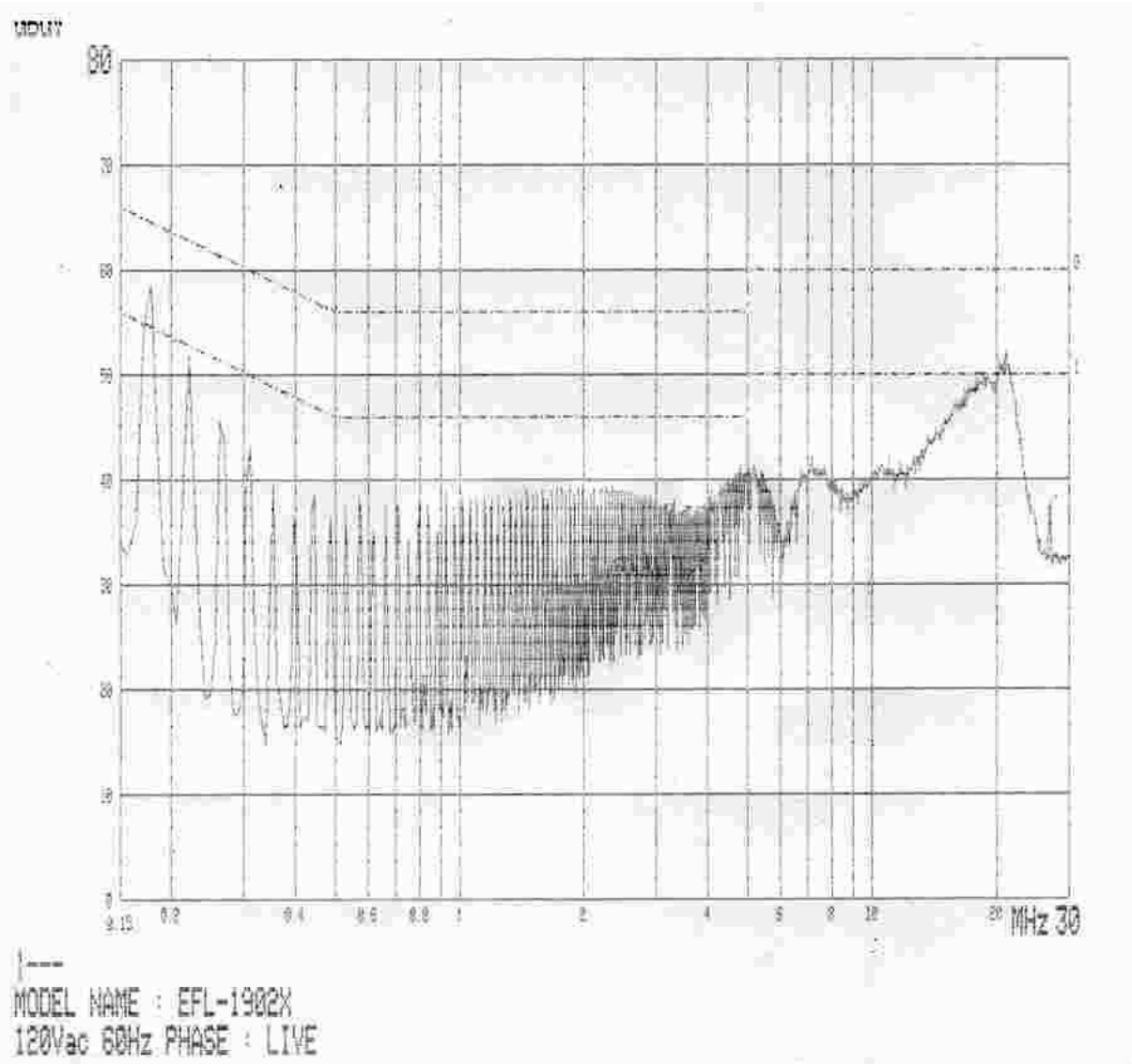

IST EMC Lab. San 21-8 Goan-Ri, Baekam-Myun, Yongin-Si, Kyunggi-Do, KOREA
International - Tel : 82-31 - 333 - 4093. Fax : 82-31 - 333 - 4094.
Domestic - Tel : 031 - 333 - 4093. Fax : 031 - 333 - 4094.

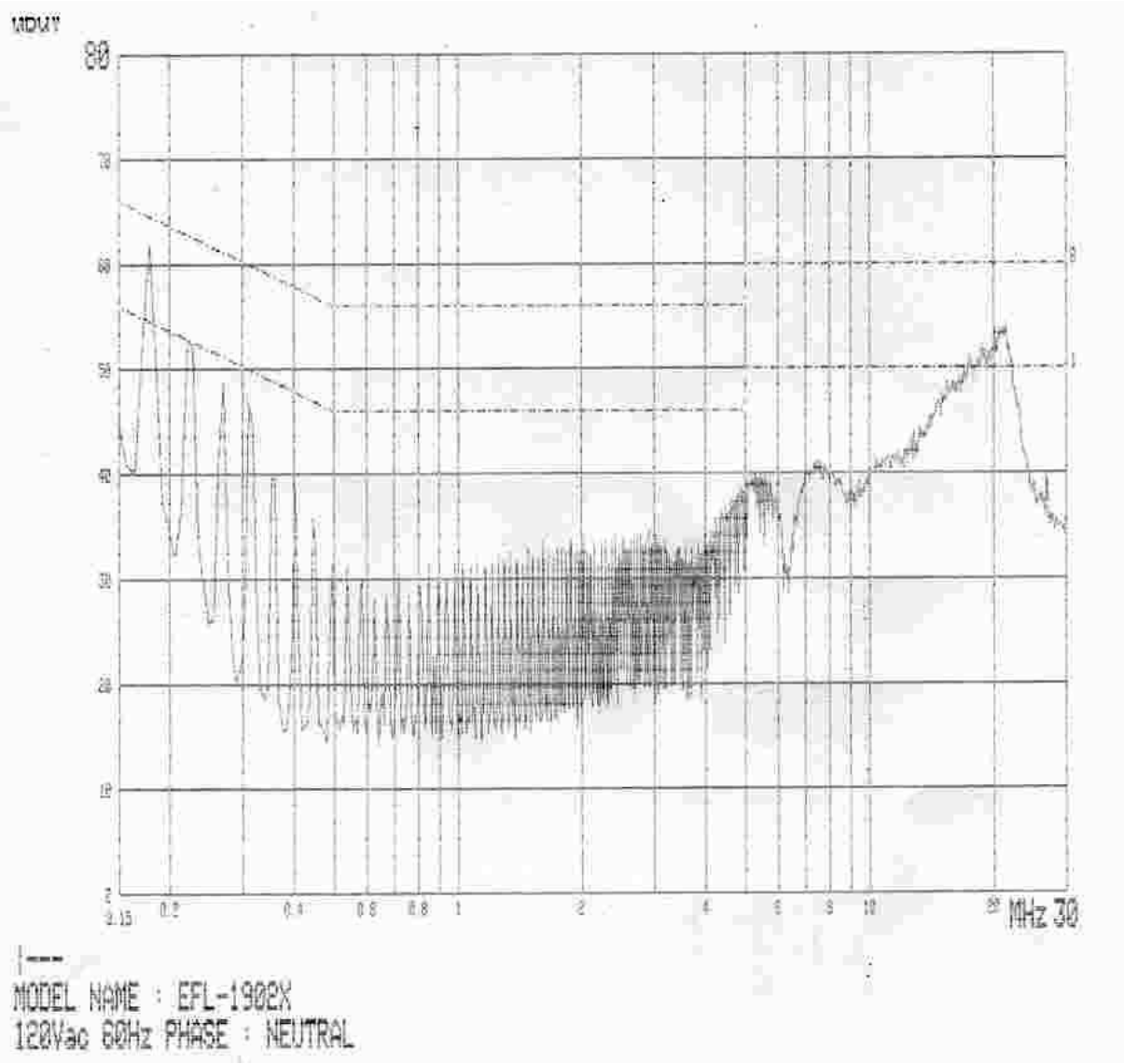

IST EMC Lab. San 21-8 Goan-Ri, Baekam-Myun, Yongin-Si, Kyunggi-Do, KOREA
International - Tel : 82-31 - 333 - 4093. Fax : 82-31 - 333 - 4094.
Domestic - Tel : 031 - 333 - 4093. Fax : 031 - 333 - 4094.

Radiation Test Data

Type	EFL-1902X
Manufacturer	Effinet Systems., INC.
Operation mode	Scrolling "H" pattern display at 1280 x 1024, 75Hz
Environmental Conditon	Temperature : 12 °C
	Humidity : 49 %
	Atmospheric pressure : 1014 mbar
Test distance	3 m
Antenna	VULB9160 (under 1 GHz), 3115 (over 1 GHz)
Date	Mar. 09, 2004

Freq. [MHz]	Reading [dBuV]	Antenna Factor [dB]	Cable Loss [dB]	Preamp Gain [dB]	Angle [deg]	Height [cm]	Polar [H/V]	Result [dBuV]	Limit [dBuV]	Margin [dB]
44.0	20.6	11.9	1.3	-	50	100	V	33.8	40.0	-6.2
116.2	13.3	10.9	2.5	-	265	100	V	26.7	43.5	-16.8
126.7	15.2	11.8	2.7	-	270	111	V	29.7	43.5	-13.8
137.3	15.3	12.5	2.8	-	360	100	V	30.6	43.5	-12.9
158.4	15.8	13.1	2.9	-	352	182	H	31.8	43.5	-11.7
190.1	13.7	10.1	3.3	-	93	100	V	27.1	43.5	-16.4
211.2	20.8	9.3	3.4	-	248	144	H	33.5	43.5	-10.0
242.9	19.1	10.9	3.9	-	120	120	H	33.9	46.0	-12.1
264.0	16.3	11.4	3.9	-	278	100	V	31.6	46.0	-14.4
270.1	21.1	11.6	4.0	-	300	162	V	36.7	46.0	-9.3
316.8	16.6	12.9	4.5	-	360	100	H	34.0	46.0	-12.0
337.9	15.8	13.5	4.7	-	360	100	H	34.0	46.0	-12.0
369.6	21.3	14.1	5.0	-	187	152	V	40.4	46.0	-5.6
422.4	20.5	15.2	5.3	-	10	165	V	41.0	46.0	-5.0
580.7	17.4	17.4	6.6	-	360	142	V	41.4	46.0	-4.6
844.7	11.0	21.9	8.4	-	187	180	V	41.3	46.0	-4.7
1,054	55.4	23.1	3.2	31.1	-	-	-	50.6	54.0	-3.4
1,108	56.3	23.1	3.3	31.1	-	-	-	51.6	54.0	-2.4
1,241	55.3	23.5	3.5	31.0	-	-	-	51.3	54.0	-2.7
1,360	53.6	24.0	3.6	31.0	-	-	-	50.2	54.0	-3.8
1,475	53.2	24.6	4.0	30.9	-	-	-	50.9	54.0	-3.1
1,524	53.2	24.9	4.1	30.8	-	-	-	51.4	54.0	-2.6
1,794	52.4	25.8	5.0	31.2	-	-	-	52.0	54.0	-2.0
1,901	50.8	26.3	5.7	31.3	-	-	-	51.5	54.0	-2.5

Above 1 GHz, peak detector function mode was used with the preamplifier. The result value above 1 GHz was summed to the corrective factor. Please refer to the description of page 17.

Coverage factor of k=2 will ensure that the level of confidence will be approximately 95.45%, Uncertainty U = -5.21 / +4.55 [dB]

IST EMC Lab. San 21-8 Goan-Ri, Baekam-Myun, Yongin-Si, Kyunggi-Do, KOREA
International - Tel : 82-31 - 333 - 4093. Fax : 82-31 - 333 - 4094.
Domestic - Tel : 031 - 333 - 4093. Fax : 031 - 333 - 4094.

MEASUREMENT OF DISTURBANCE RADIATION

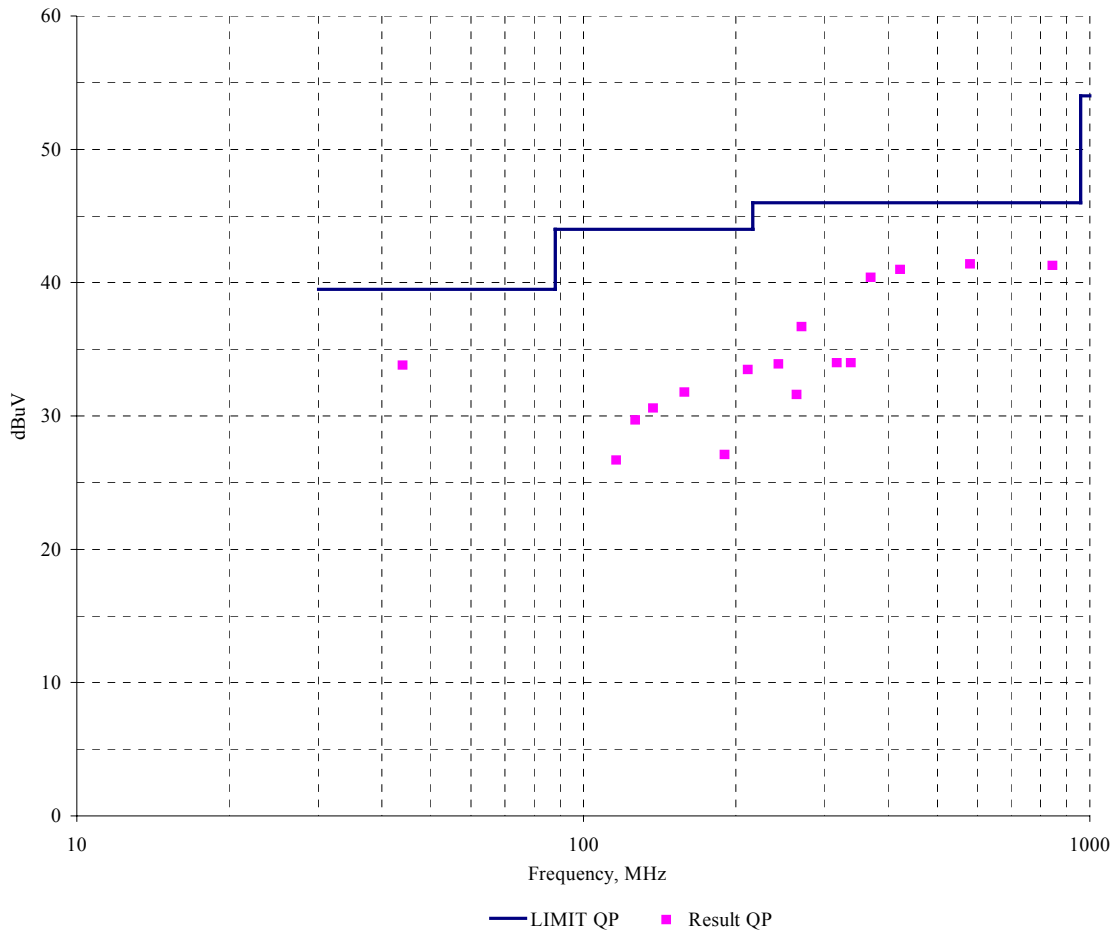

This is the worst data among three resolutions. (800*600,75Hz ; 1024*768, 75Hz ; 1280*1024,75Hz)
Please refer to the data at page 28 ~ 30.(Appendix B.)

IST EMC Lab. San 21-8 Goan-Ri, Baekam-Myun, Yongin-Si, Kyunggi-Do, KOREA
International - Tel : 82-31 - 333 - 4093. Fax : 82-31 - 333 - 4094.
Domestic - Tel : 031 - 333 - 4093. Fax : 031 - 333 - 4094.

Radiation Test Data (Plot)

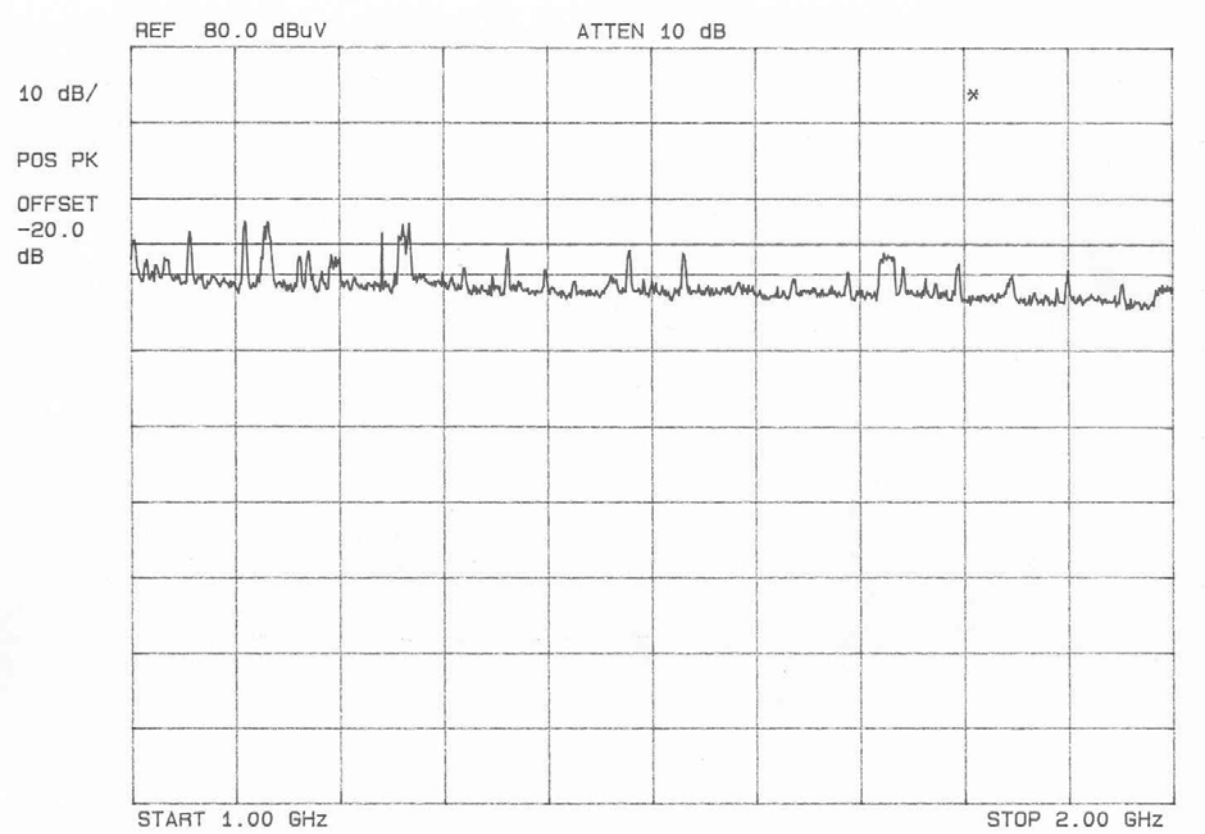

[Measured Data from 1 GHz to 2 GHz]

Measured Data from 1GHz to 2GHz

Above 1 GHz, peak detector function mode was used with the preamplifier. The following graphs show that all data of full frequencies met the limit.

The spectrum plot was obtained with peak detect mode and maximum hold mode. It was used for plot the HP8566B spectrum analyzer, EMCO 3115 Horn antenna and HP85685A RF preselector.
(Section 15.35)

Fpr example the peak value evaluation at the frequency of 1.054 GHz is

55.4 dB(measured) + 23.1 dB(antenna factor) + 3.2 dB(cable loss)
– 31.1 dB(gain of preamp) = 50.6 dB (less than average limit 54.0 dB)

IST EMC Lab. San 21-8 Goan-Ri, Baekam-Myun, Yongin-Si, Kyunggi-Do, KOREA
International - Tel : 82-31 - 333 - 4093. Fax : 82-31 - 333 - 4094.
Domestic - Tel : 031 - 333 - 4093. Fax : 031 - 333 - 4094.

SUMMARY

GENERAL REMARKS :

The equipment is not modified anything, mechanical or circuit to improve EMI characteristics during the measurement

FINAL JUDGMENT :

The requirements according to the technical regulations are

☒ Kept ☐ Not kept

The equipment under test does

☒ Fulfill the general approval requirements mentioned on page 3.
☐ Not fulfill the general approval requirements mentioned on page 3.

Begin of testing : Mar. 09, 2004

End of testing : Mar. 14, 2004

Reviewed by :	Approved by :
Joon H. Lee. EMC Manager IST EMC Lab.	G. Chung Chief of EMC Lab.

IST EMC Lab. San 21-8 Goan-Ri, Baekam-Myun, Yongin-Si, Kyunggi-Do, KOREA
International - Tel : 82-31 - 333 - 4093. Fax : 82-31 - 333 - 4094.
Domestic - Tel : 031 - 333 - 4093. Fax : 031 - 333 - 4094.

Appendix : Test Data at multiple resolutions

Appendix A : Conducted emission

Type	EFL-1902X	
Manufacturer	Effinet Systems.,INC.	
Operation mode	**Scrolling "H" pattern display at 800 x 600, 75Hz**	
Environmental Conditon	Temperature	: 19 °C
	Humidity	: 48 %
	Atmospheric pressure	: 1014mbar
Date	Mar. 13, 2004	

Highest Emissions ralative to the limit

Frequency [MHz]	Reading [dBμV]		Phase	Insertion Loss (LISN)	Limit [dBμV]		Margin [dB]	
	Q-peak	AV			Q-peak	AV	Q-peak	AV
0.180	56.8	49.4	L1	0.8	64.5	54.5	6.9	4.3
0.220	49.5	42.5		0.8	62.8	52.8	12.5	9.5
0.703	36.0	33.2		0.8	56.0	46.0	19.2	12.0
1.844	36.6	33.7		0.8	56.0	46.0	18.6	11.5
17.588	43.5	37.9		0.8	60.0	50.0	15.7	11.3
21.578	42.4	36.4		0.8	60.0	50.0	16.8	12.8
0.174	56.6	50.1	N	0.8	64.8	54.8	7.4	3.9
0.216	48.9	41.3		0.8	63.0	53.0	13.3	10.9
0.964	30.5	26.3		0.8	56.0	46.0	24.7	18.9
1.709	32.0	28.2		0.8	56.0	46.0	23.2	17.0
17.618	44.5	37.2		0.8	60.0	50.0	14.7	12.0
21.605	48.8	42.1		0.8	60.0	50.0	10.4	7.1
Cable loss are less than 0.1 dB								

*L1 : Live Line
**N : Neutral Line
*** **Please refer to data graphs at page 20 ~ 21.**

Coverage factor of k=2 will ensure that the level of confidence will be approximately 95.45%,
Uncertainty U = -3.70 / +3.42 [dB]

IST EMC Lab. San 21-8 Goan-Ri, Baekam-Myun, Yongin-Si, Kyunggi-Do, KOREA
International - Tel : 82-31 - 333 - 4093. Fax : 82-31 - 333 - 4094.
Domestic - Tel : 031 - 333 - 4093. Fax : 031 - 333 - 4094.

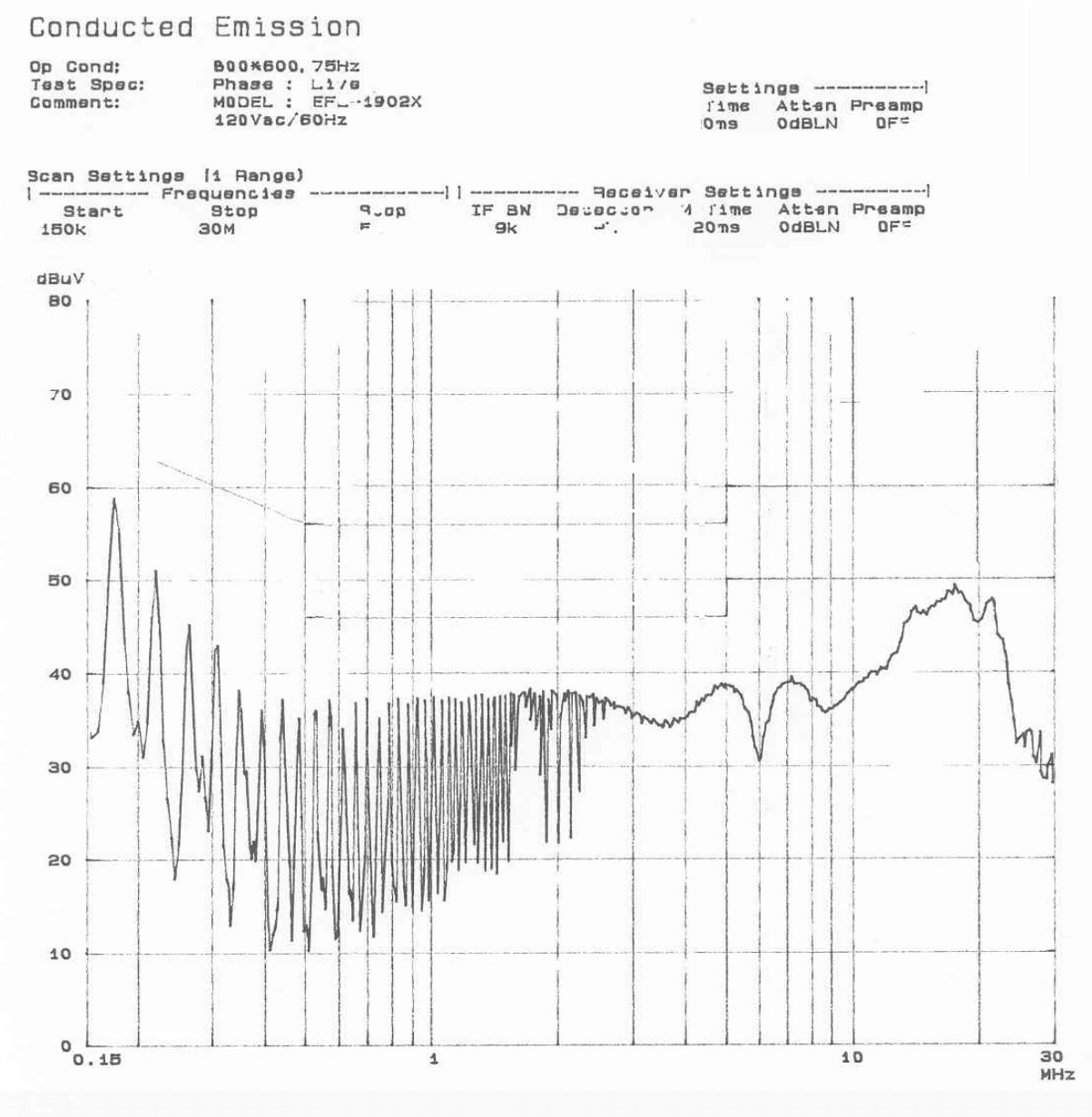

IST EMC Lab. San 21-8 Goan-Ri, Baekam-Myun, Yongin-Si, Kyunggi-Do, KOREA
International - Tel : 82-31 - 333 - 4093. Fax : 82-31 - 333 - 4094.
Domestic - Tel : 031 - 333 - 4093. Fax : 031 - 333 - 4094.

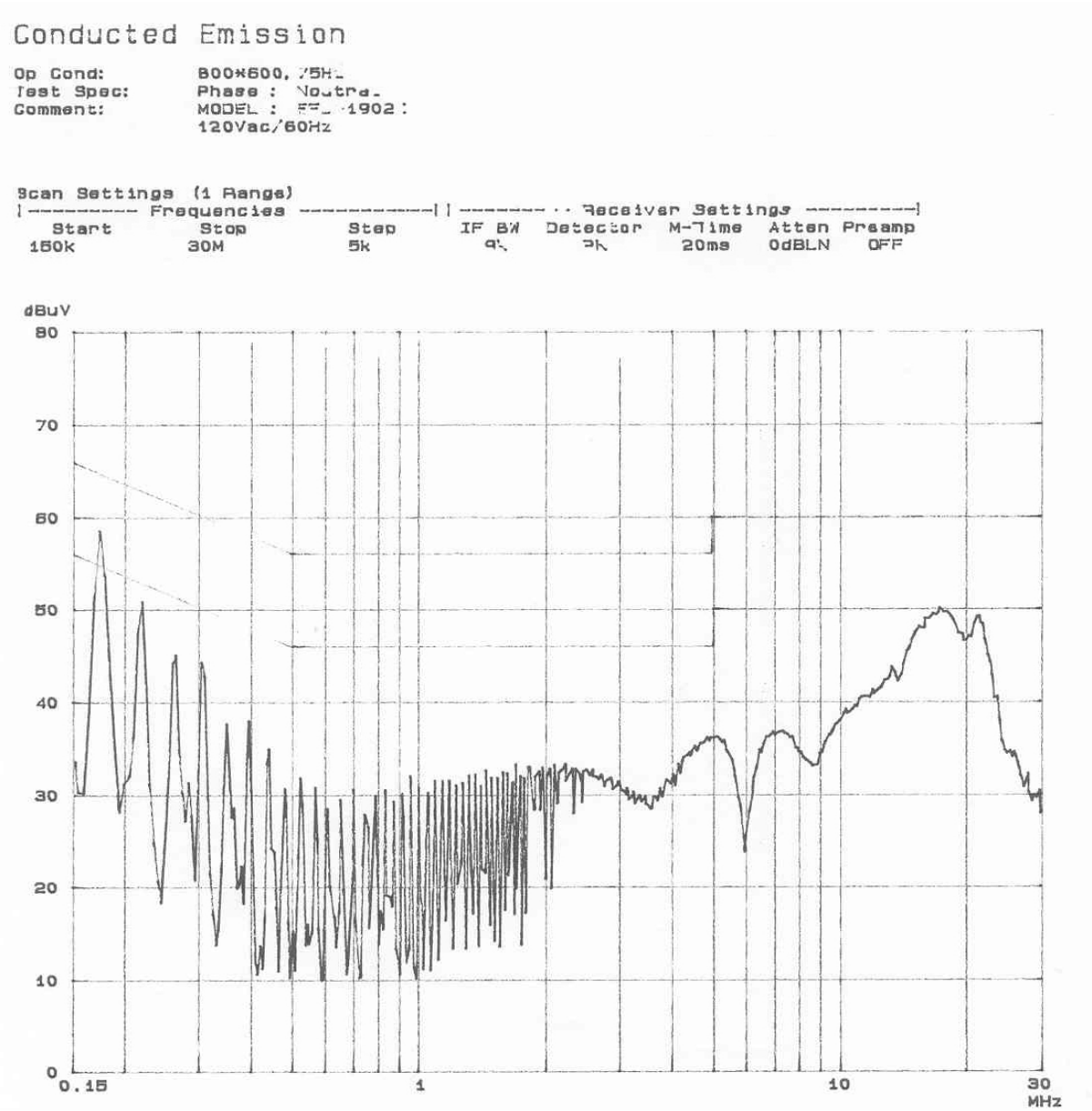

IST EMC Lab. San 21-8 Goan-Ri, Baekam-Myun, Yongin-Si, Kyunggi-Do, KOREA
International - Tel : 82-31 - 333 - 4093. Fax : 82-31 - 333 - 4094.
Domestic - Tel : 031 - 333 - 4093. Fax : 031 - 333 - 4094.

Appendix A : Conducted emission

Type	EFL-1902X	
Manufacturer	Effinet Systems.,INC.	
Operation mode	**Scrolling "H" pattern display at 1024 x 768, 75Hz**	
Environmental Conditon	Temperature	: 19 °C
	Humidity	: 48 %
	Atmospheric pressure	: 1014mbar
Date	Mar. 13, 2004	

Highest Emissions ralative to the limit

Frequency [MHz]	Reading [dBμV]		Phase	Insertion Loss (LISN)	Limit [dBμV]		Margin [dB]	
	Q-peak	AV			Q-peak	AV	Q-peak	AV
0.175	57.5	44.0	L1	0.8	64.7	54.7	6.4	9.9
0.220	50.6	39.3		0.8	62.8	52.8	11.4	12.7
0.923	36.0	34.4		0.8	56.0	46.0	19.2	10.8
4.793	37.6	32.9		0.8	56.0	46.0	17.6	12.3
18.638	44.0	36.6		0.8	60.0	50.0	15.2	12.6
21.093	46.1	40.0		0.8	60.0	50.0	13.1	9.2
0.178	59.7	44.3	N	0.8	64.6	54.6	4.1	9.5
0.222	51.8	38.1		0.8	62.7	52.7	10.1	13.8
1.591	43.7	38.9		0.8	56.0	46.0	11.5	6.3
4.862	36.3	31.2		0.8	56.0	46.0	18.9	14.0
17.490	44.5	37.2		0.8	60.0	50.0	14.7	12.0
21.273	48.8	42.1		0.8	60.0	50.0	10.4	7.1
Cable loss are less than 0.1 dB								

*L1 : Live Line
**N : Neutral Line
*** **Please refer to data graphs at page 23 ~ 24.**

Coverage factor of k=2 will ensure that the level of confidence will be approximately 95.45%,
Uncertainty U = -3.70 / +3.42 [dB]

IST EMC Lab. San 21-8 Goan-Ri, Baekam-Myun, Yongin-Si, Kyunggi-Do, KOREA
International - Tel : 82-31 - 333 - 4093. Fax : 82-31 - 333 - 4094.
Domestic - Tel : 031 - 333 - 4093. Fax : 031 - 333 - 4094.

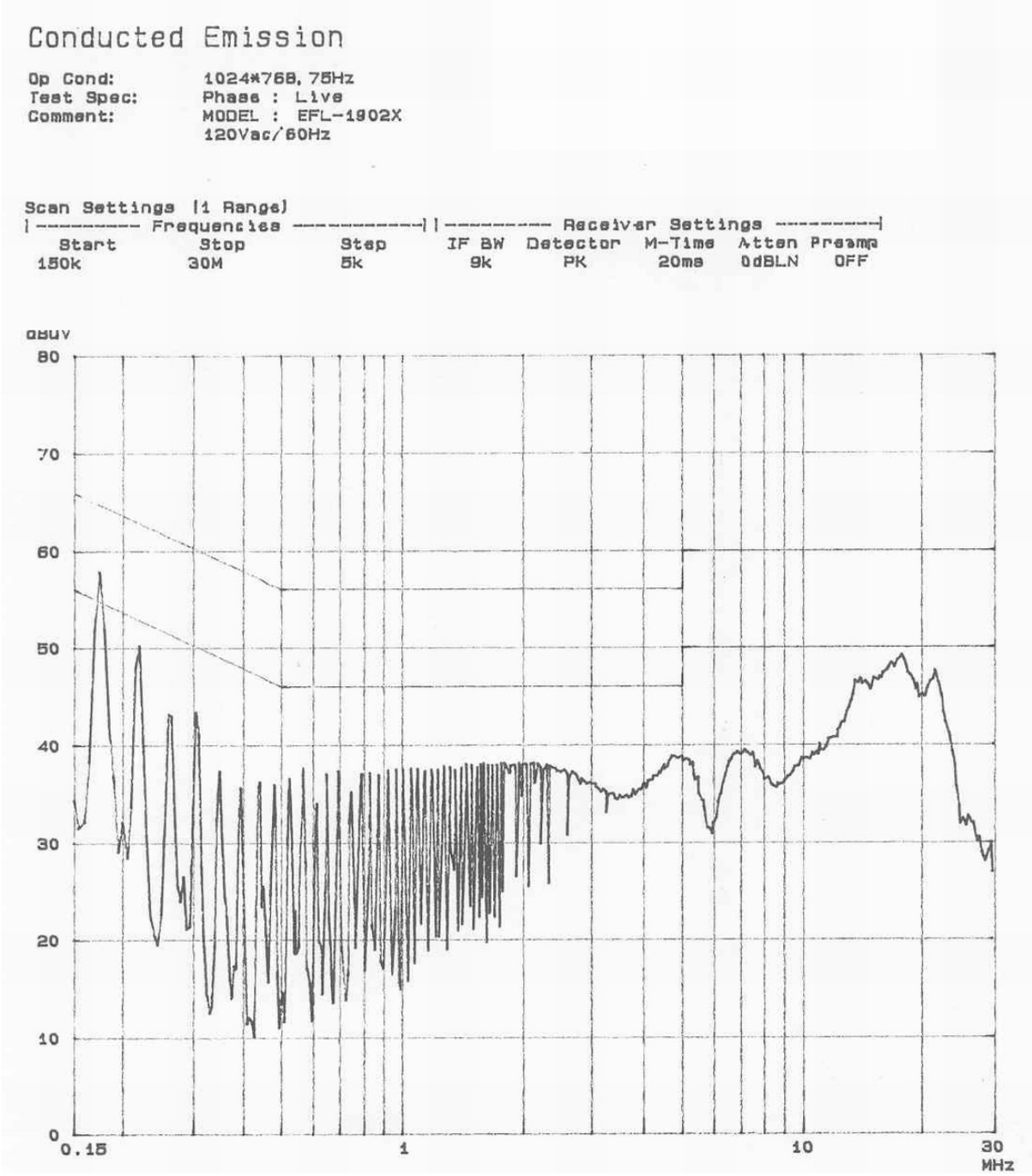

IST EMC Lab. San 21-8 Goan-Ri, Baekam-Myun, Yongin-Si, Kyunggi-Do, KOREA
International - Tel : 82-31 - 333 - 4093. Fax : 82-31 - 333 - 4094.
Domestic - Tel : 031 - 333 - 4093. Fax : 031 - 333 - 4094.

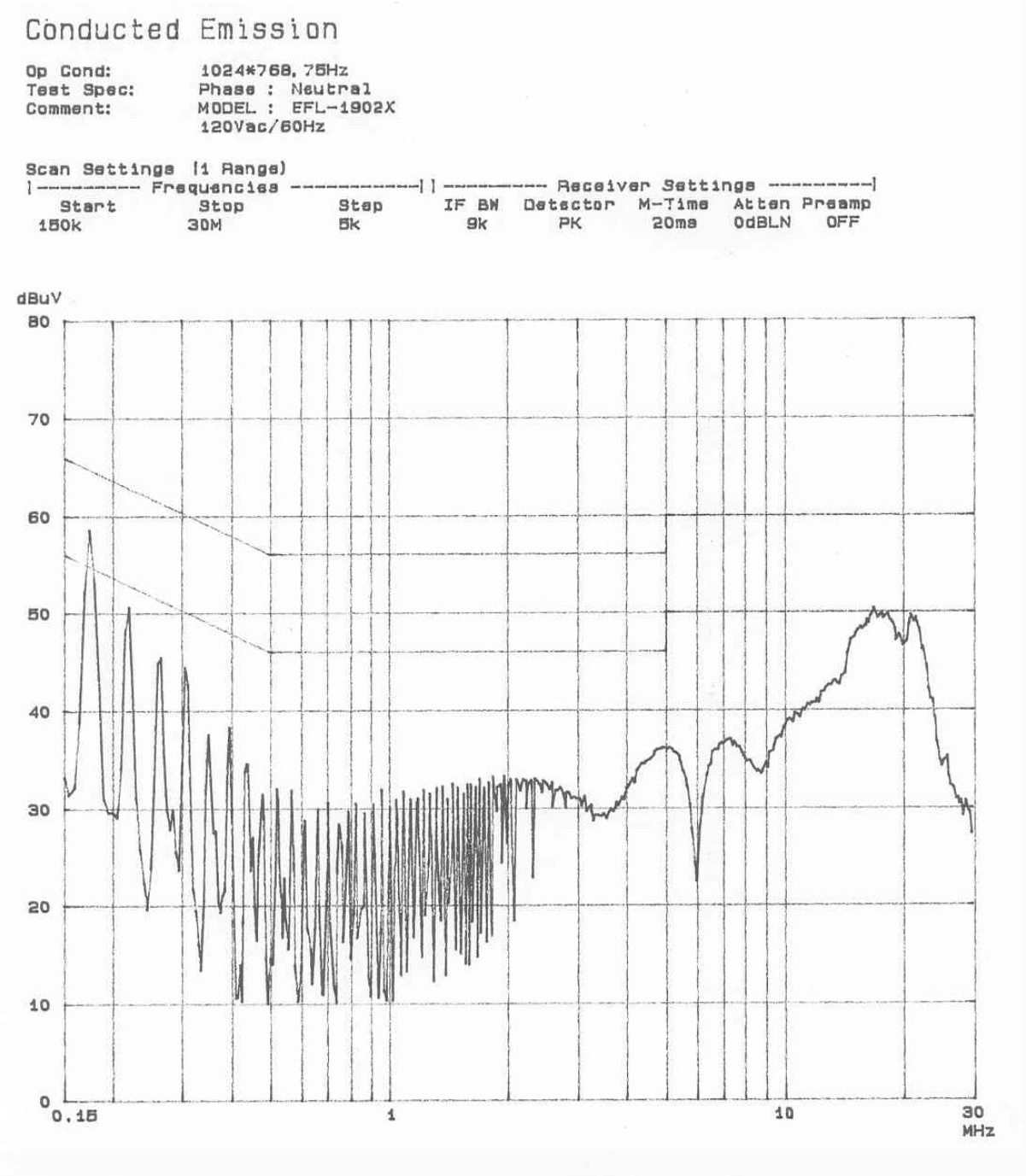

IST EMC Lab. San 21-8 Goan-Ri, Baekam-Myun, Yongin-Si, Kyunggi-Do, KOREA
International - Tel : 82-31 - 333 - 4093. Fax : 82-31 - 333 - 4094.
Domestic - Tel : 031 - 333 - 4093. Fax : 031 - 333 - 4094.

Appendix A : Conducted emission

Type	EFL-1902X		
Manufacturer	Effinet Systems.,INC.		
Operation mode	**Scrolling "H" pattern display at 1280 x 1024, 75Hz**		
Environmental Conditon	Temperature	:	19 °C
	Humidity	:	48 %
	Atmospheric pressure	:	1014mbar
Date	Mar. 13, 2004		

Highest Emissions ralative to the limit

Frequency [MHz]	Reading [dBμV]		Phase	Insertion Loss (LISN)	Limit [dBμV]		Margin [dB]	
	Q-peak	AV			Q-peak	AV	Q-peak	AV
0.175	57.5	44.0	L1	0.8	64.7	54.7	6.4	9.9
0.220	50.6	39.3		0.8	62.8	52.8	11.4	12.7
0.923	36.0	34.4		0.8	56.0	46.0	19.2	10.8
4.793	37.6	32.9		0.8	56.0	46.0	17.6	12.3
18.638	44.0	36.6		0.8	60.0	50.0	15.2	12.6
21.093	46.1	40.0		0.8	60.0	50.0	13.1	9.2
0.178	59.7	44.3	N	0.8	64.6	54.6	4.1	9.5
0.222	51.8	38.1		0.8	62.7	52.7	10.1	13.8
1.591	43.7	38.9		0.8	56.0	46.0	11.5	6.3
4.862	36.3	31.2		0.8	56.0	46.0	18.9	14.0
17.490	44.5	37.2		0.8	60.0	50.0	14.7	12.0
21.273	48.8	42.1		0.8	60.0	50.0	10.4	7.1
Cable loss are less than 0.1 dB								

*L1 : Live Line
**N : Neutral Line
*** **Please refer to data graphs at page 26 ~ 27.**

Coverage factor of k=2 will ensure that the level of confidence will be approximately 95.45%,
Uncertainty U = -3.70 / +3.42 [dB]

IST EMC Lab. San 21-8 Goan-Ri, Baekam-Myun, Yongin-Si, Kyunggi-Do, KOREA
International - Tel : 82-31 - 333 - 4093. Fax : 82-31 - 333 - 4094.
Domestic - Tel : 031 - 333 - 4093. Fax : 031 - 333 - 4094.

Conducted Emission

Op Cond: 1280*1024, 75Hz
Test Spec: Phase : Live
Comment: MODEL : EFL-1902X
120Vac/60Hz

Scan Settings (1 Range)

Frequencies			Receiver Settings				
Start	Stop	Step	IF BW	Detector	M-Time	Atten	Preamp
150k	30M	5k	9k	PK	20ms	0dBLN	OFF

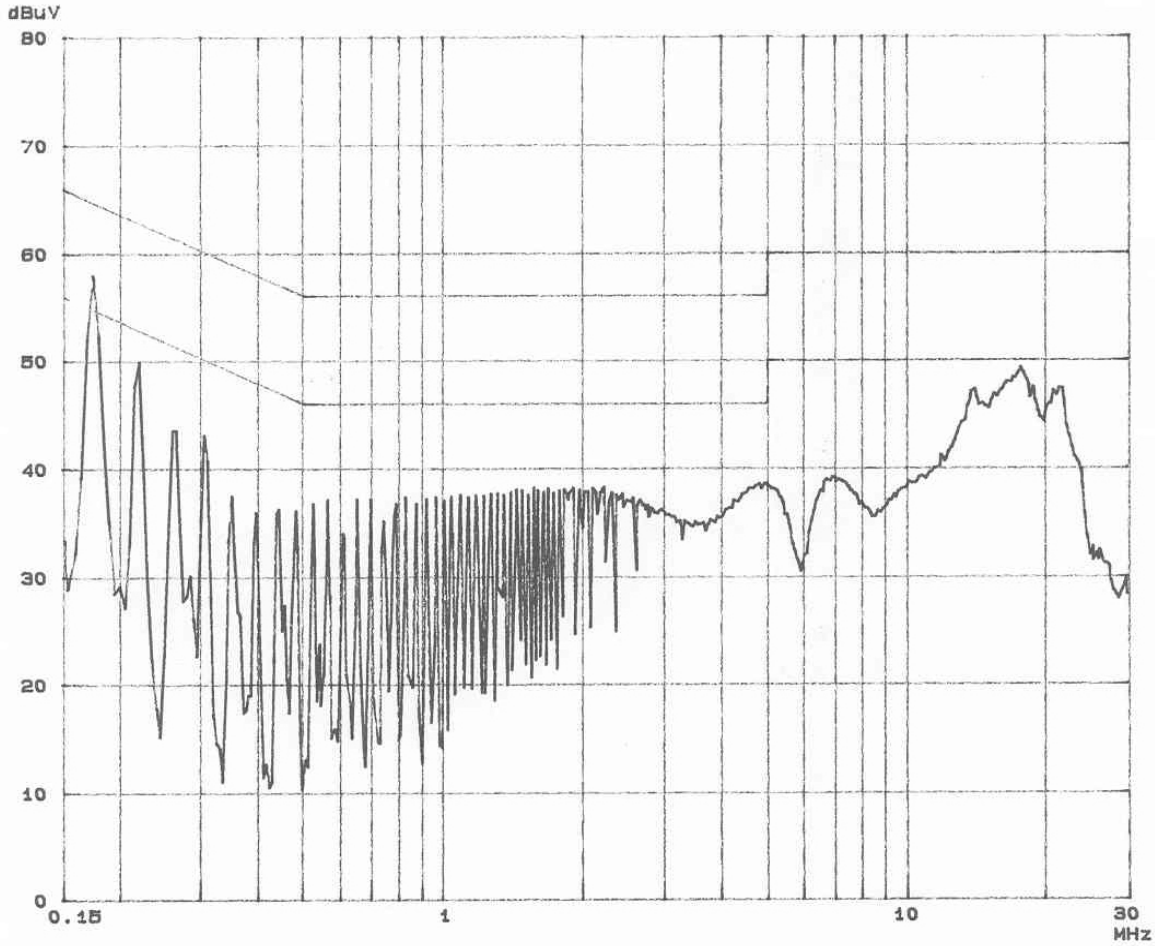

IST EMC Lab. San 21-8 Goan-Ri, Baekam-Myun, Yongin-Si, Kyunggi-Do, KOREA
International - Tel : 82-31 - 333 - 4093. Fax : 82-31 - 333 - 4094.
Domestic - Tel : 031 - 333 - 4093. Fax : 031 - 333 - 4094.

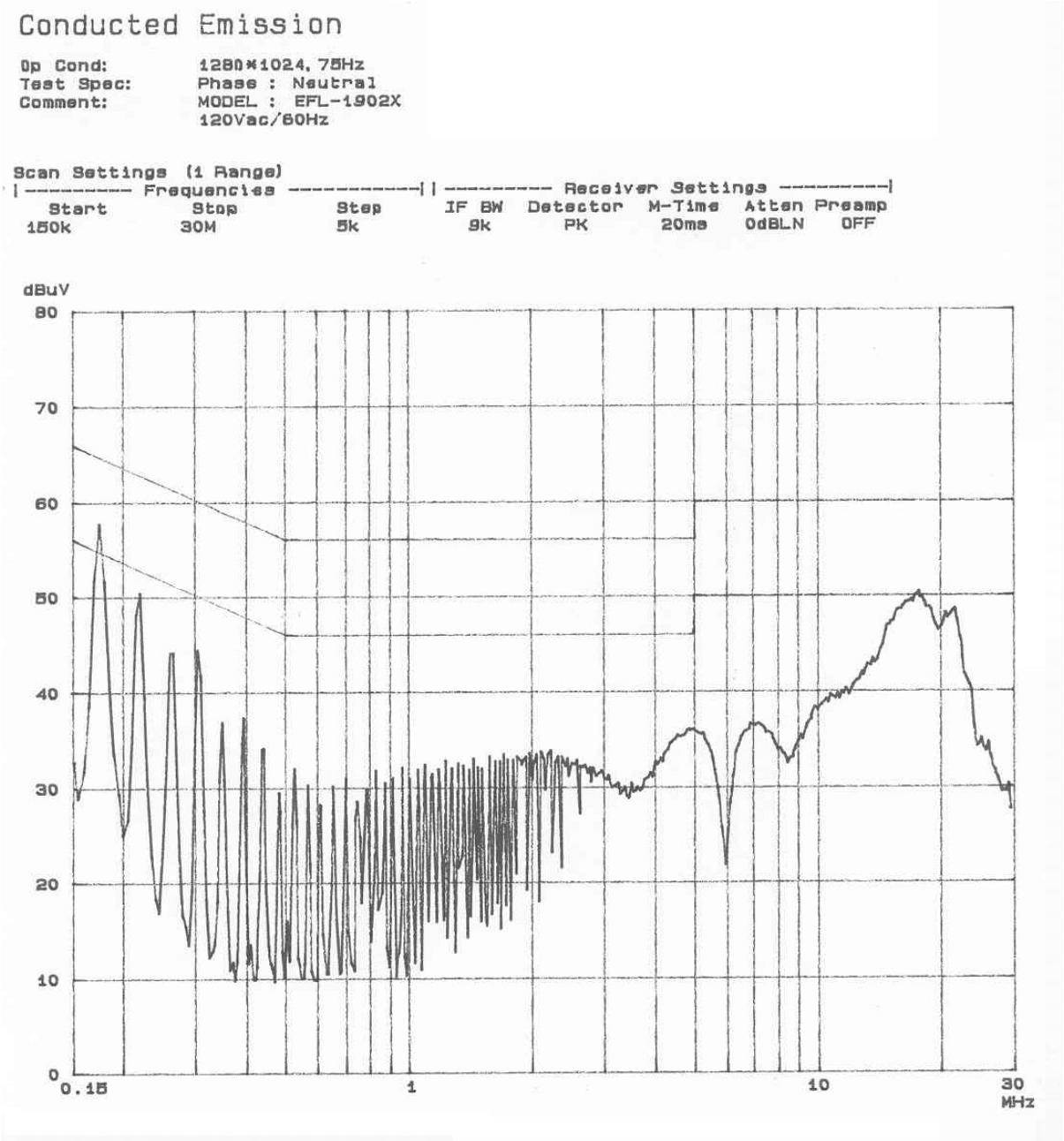

IST EMC Lab. San 21-8 Goan-Ri, Baekam-Myun, Yongin-Si, Kyunggi-Do, KOREA
International - Tel : 82-31 - 333 - 4093. Fax : 82-31 - 333 - 4094.
Domestic - Tel : 031 - 333 - 4093. Fax : 031 - 333 - 4094.

Appendix B : Radiated emission

Resolution : 800*600,75Hz

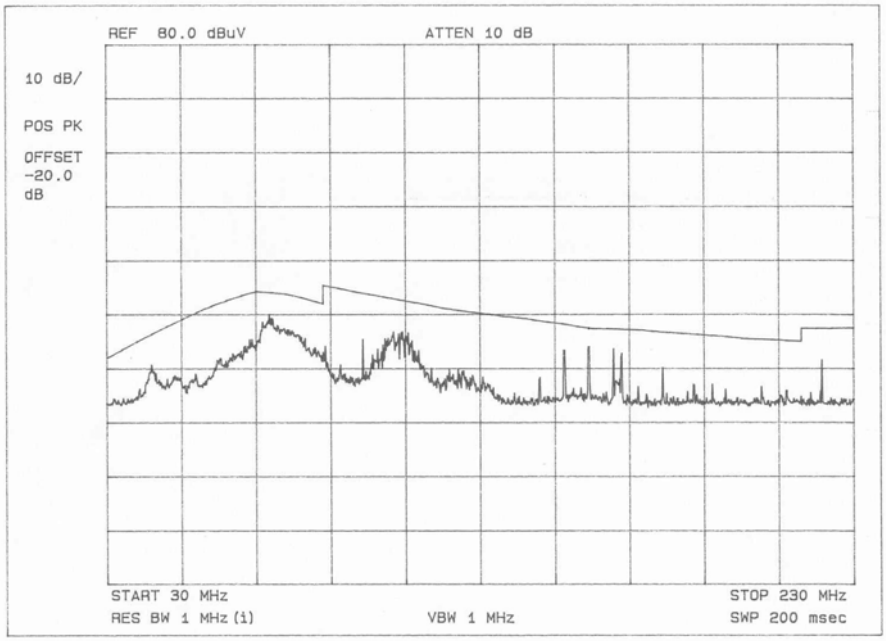

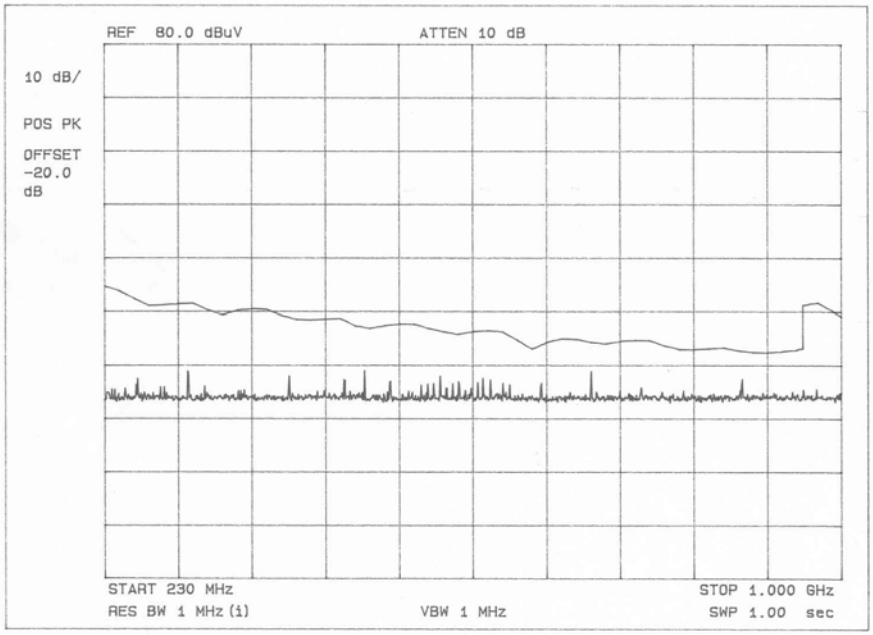

IST EMC Lab. San 21-8 Goan-Ri, Baekam-Myun, Yongin-Si, Kyunggi-Do, KOREA
International - Tel : 82-31 - 333 - 4093. Fax : 82-31 - 333 - 4094.
Domestic - Tel : 031 - 333 - 4093. Fax : 031 - 333 - 4094.

Appendix B : Radiated emission

Resolution : 1024*768,75Hz

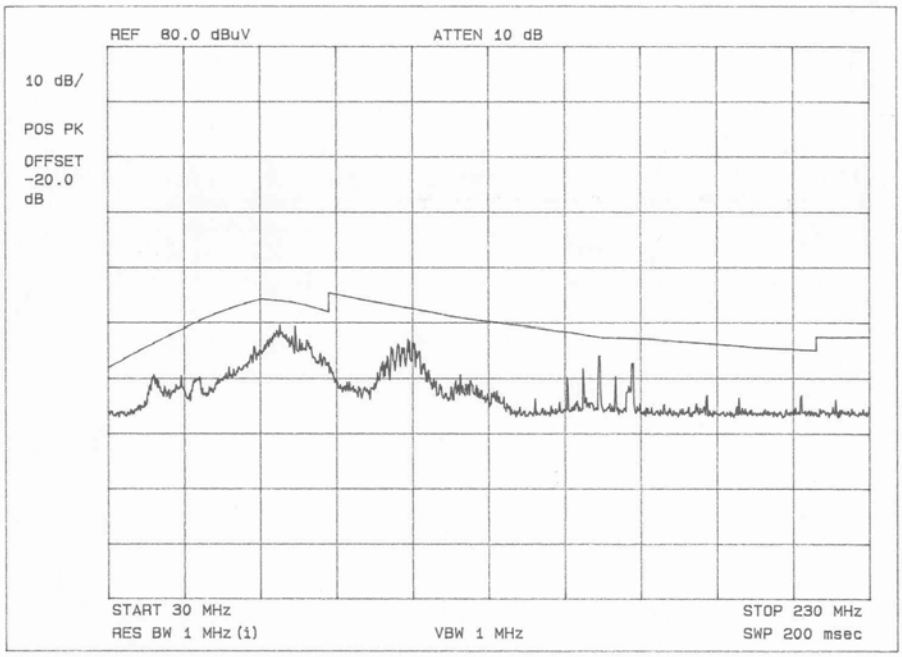

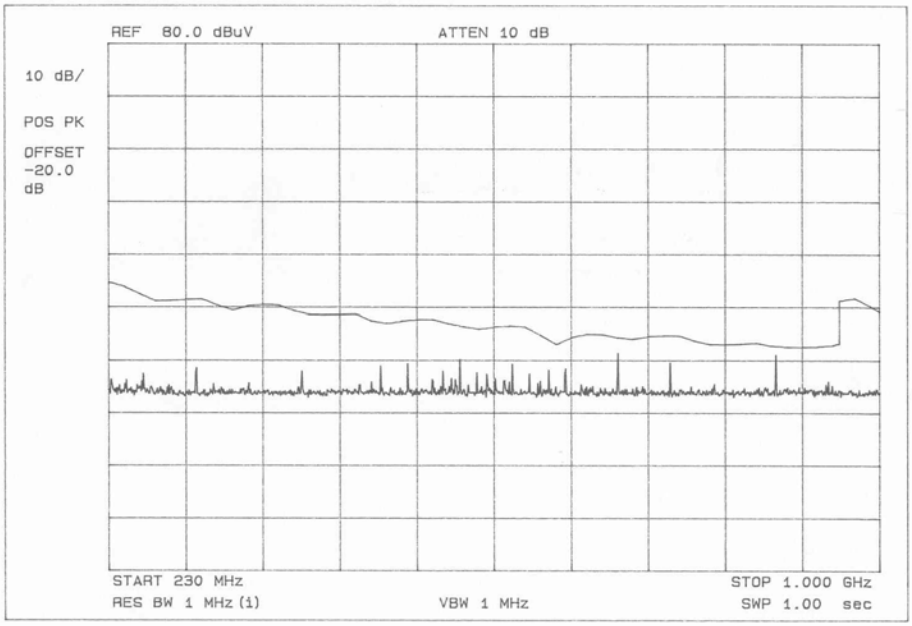

IST EMC Lab. San 21-8 Goan-Ri, Baekam-Myun, Yongin-Si, Kyunggi-Do, KOREA
International - Tel : 82-31 - 333 - 4093. Fax : 82-31 - 333 - 4094.
Domestic - Tel : 031 - 333 - 4093. Fax : 031 - 333 - 4094.

Appendix B : Radiated emission

Resolution : 1280*1024,75Hz

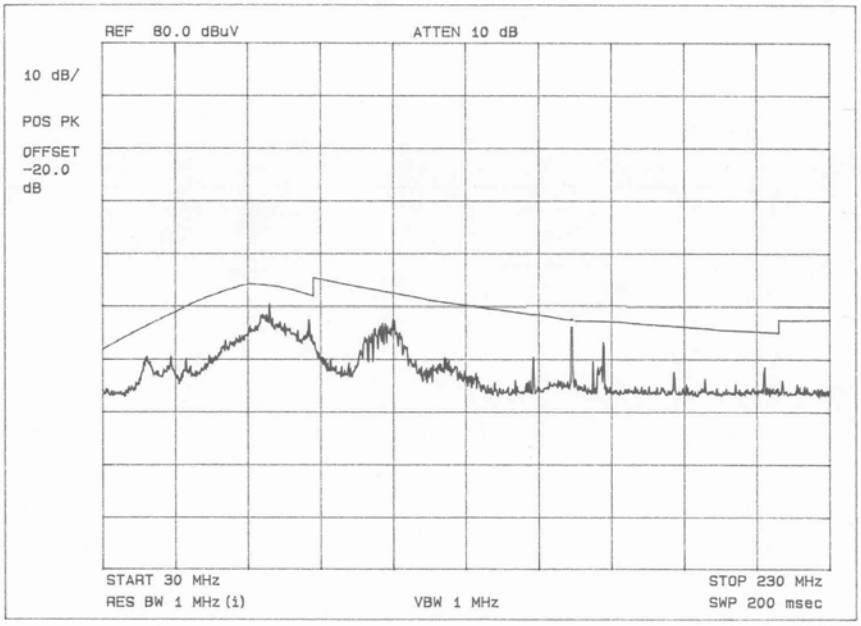

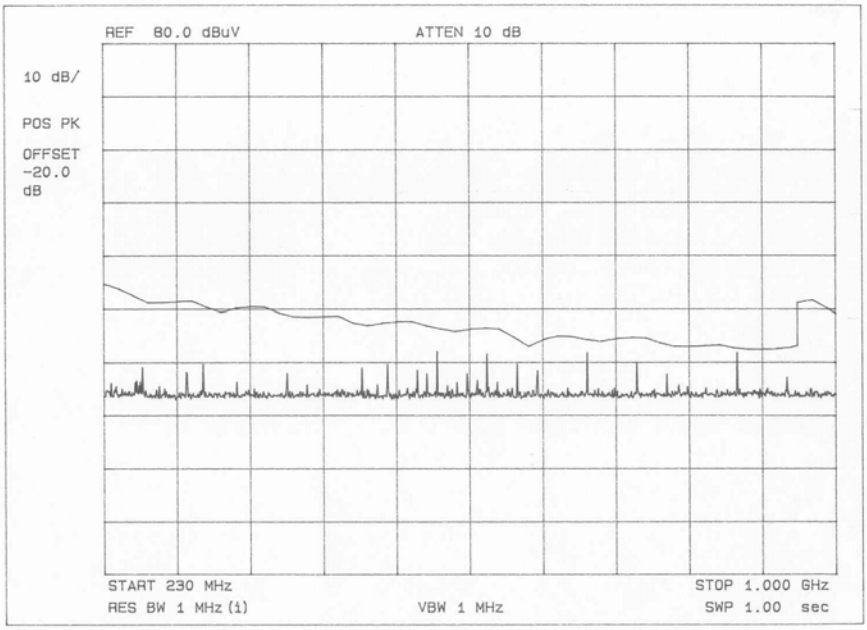

IST EMC Lab. San 21-8 Goan-Ri, Baekam-Myun, Yongin-Si, Kyunggi-Do, KOREA
International - Tel : 82-31 - 333 - 4093. Fax : 82-31 - 333 - 4094.
Domestic - Tel : 031 - 333 - 4093. Fax : 031 - 333 - 4094.