## Plot on Configuration IEEE 802.11b / 2462 MHz / Average / Chain 2

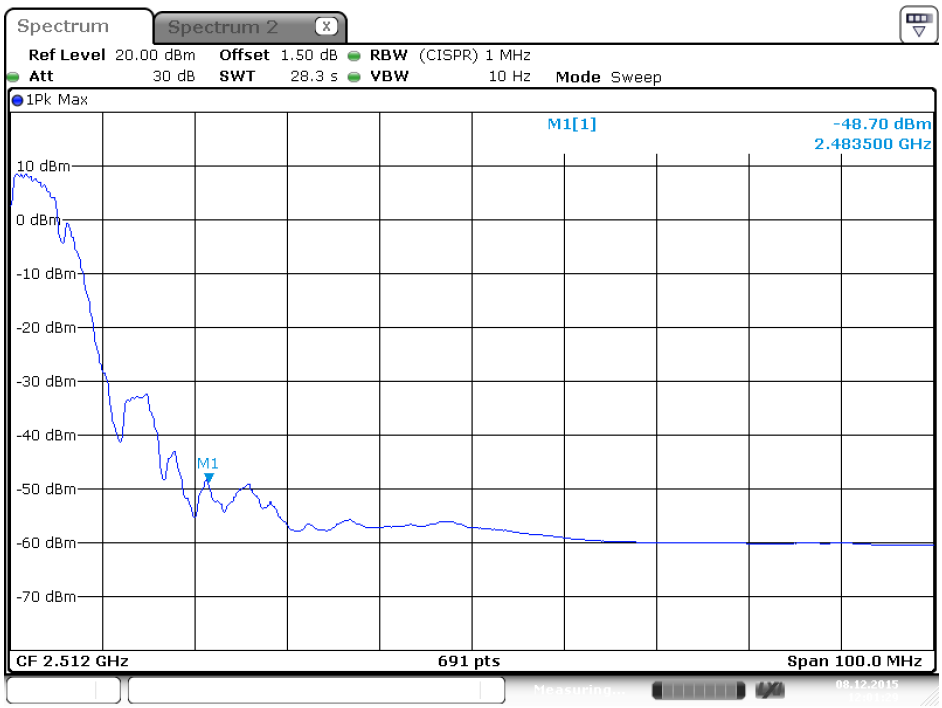


Date: 8.DEC.2015 12:01:28

## Plot on Configuration IEEE 802.11b / 2462 MHz / Peak / Chain 2

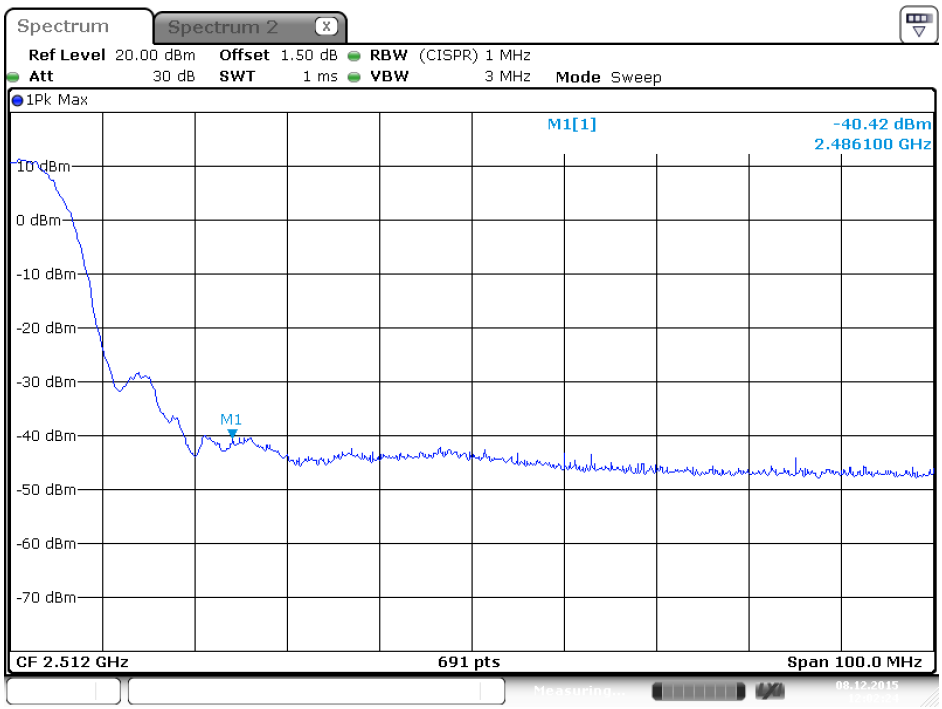


Date: 8.DEC.2015 12:02:24

## Plot on Configuration IEEE 802.11g / 2412 MHz / Average / Chain 1

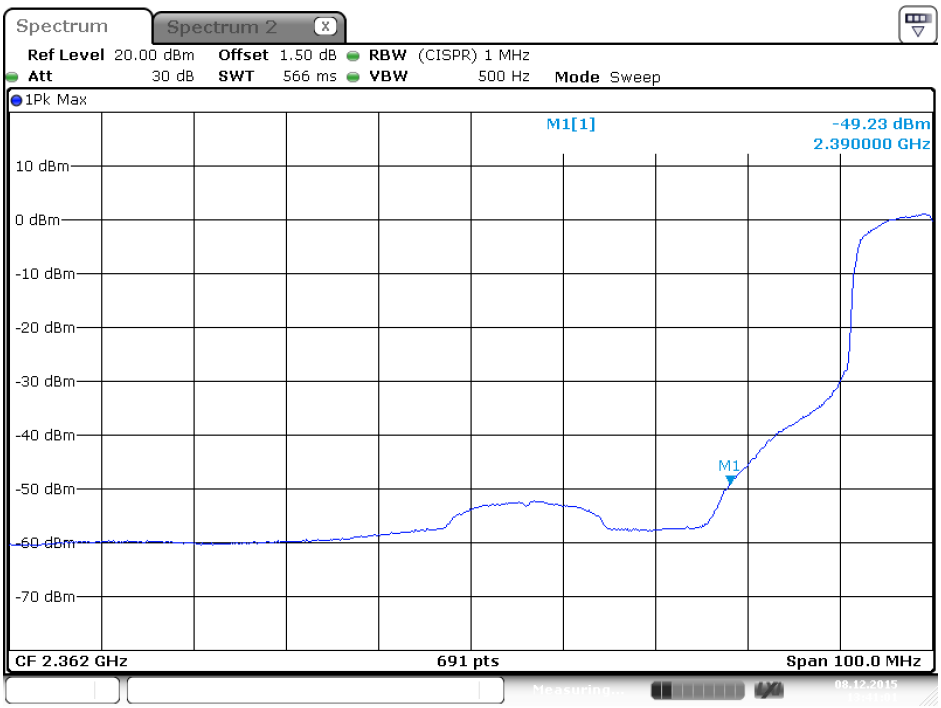


Date: 8.DEC.2015 13:41:02

## Plot on Configuration IEEE 802.11g / 2412 MHz / Peak / Chain 1

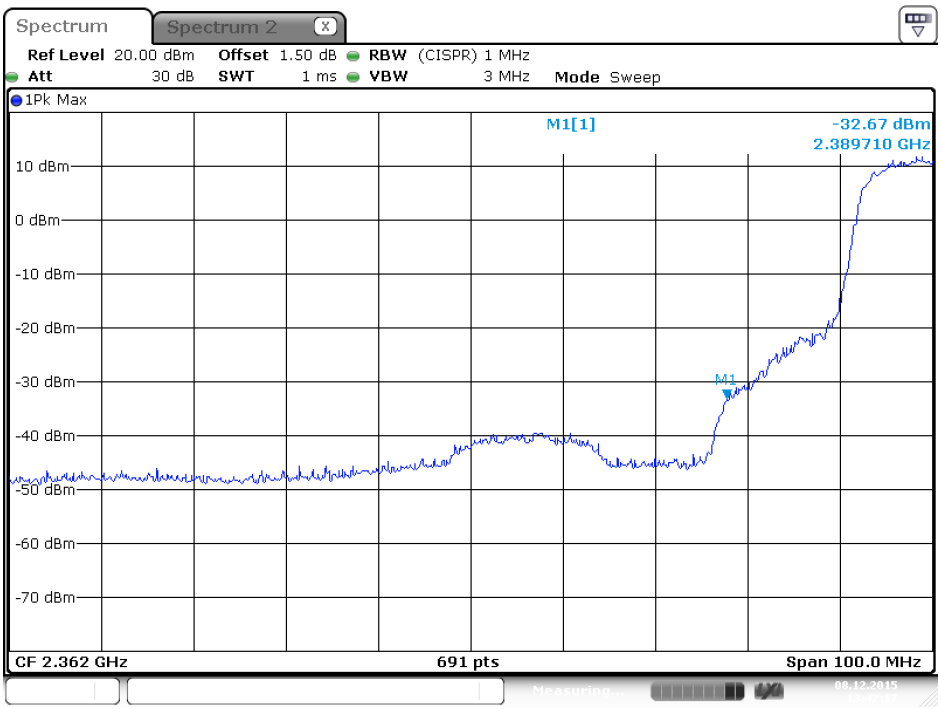


Date: 8.DEC.2015 13:42:17

## Plot on Configuration IEEE 802.11g / 2412 MHz / Average / Chain 2

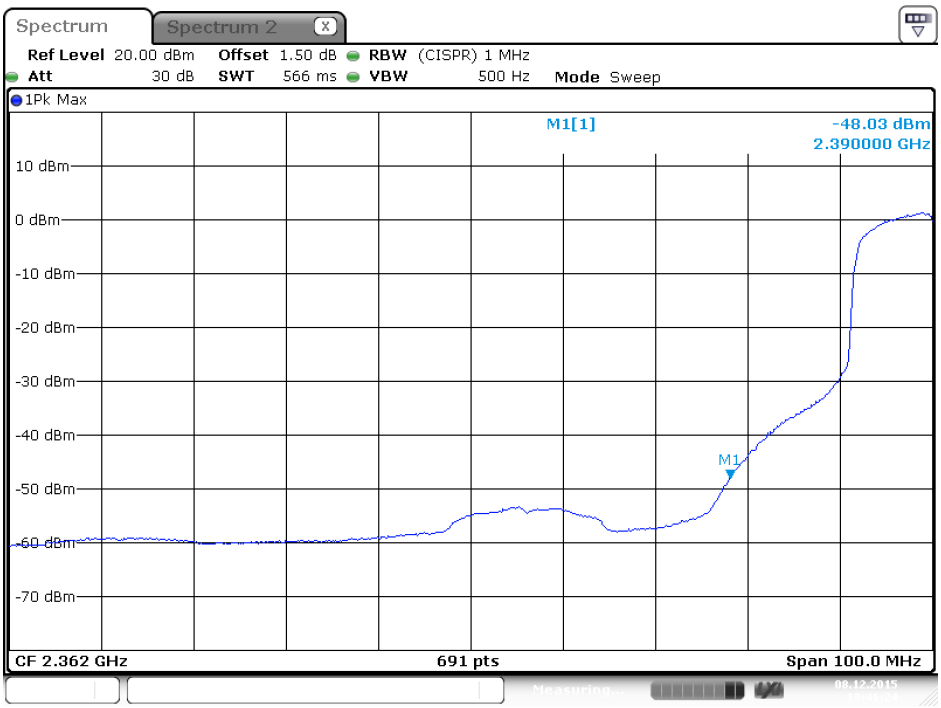


Date: 8.DEC.2015 13:41:23

## Plot on Configuration IEEE 802.11g / 2412 MHz / Peak / Chain 2

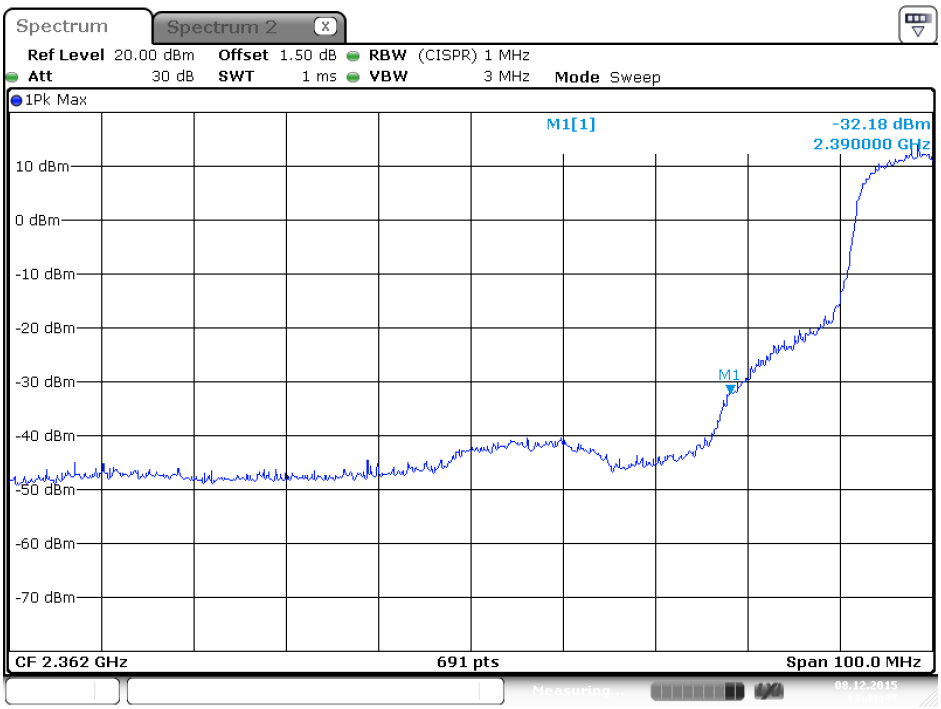


Date: 8.DEC.2015 13:41:47

## Plot on Configuration IEEE 802.11g / 2437 MHz / Average / Chain 1

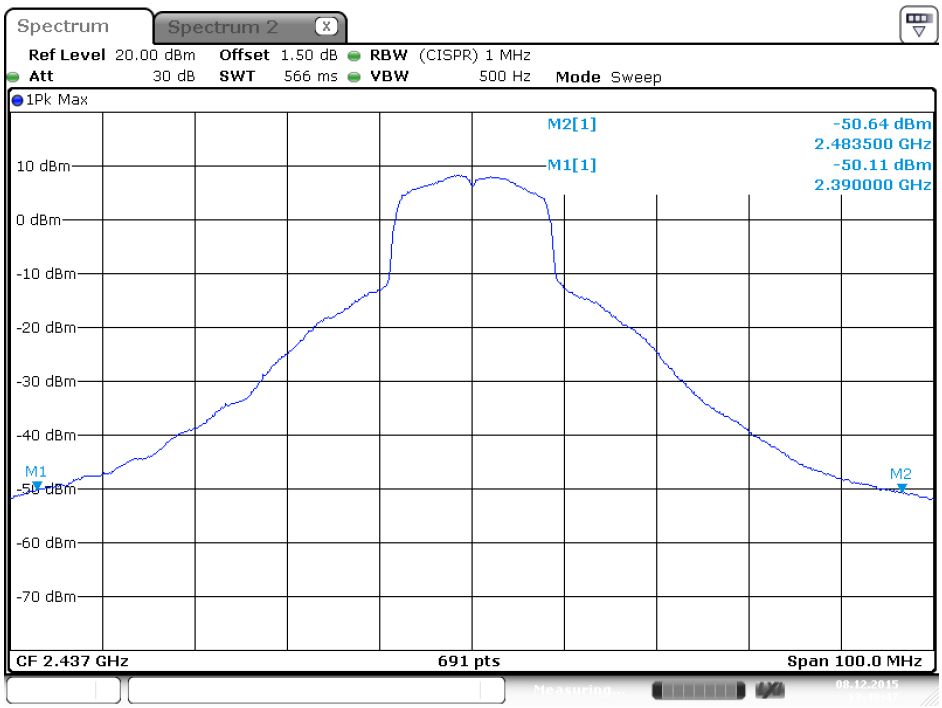


Date: 8.DEC.2015 13:49:47

## Plot on Configuration IEEE 802.11g / 2437 MHz / Peak / Chain 1

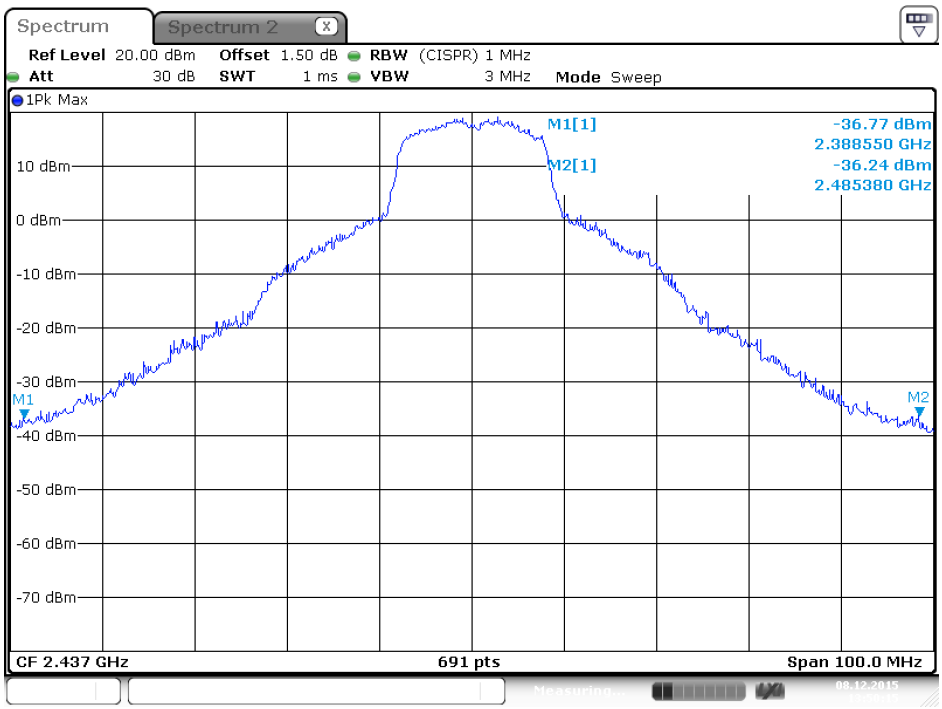


Date: 8.DEC.2015 13:50:15

## Plot on Configuration IEEE 802.11g / 2437 MHz / Average / Chain 2

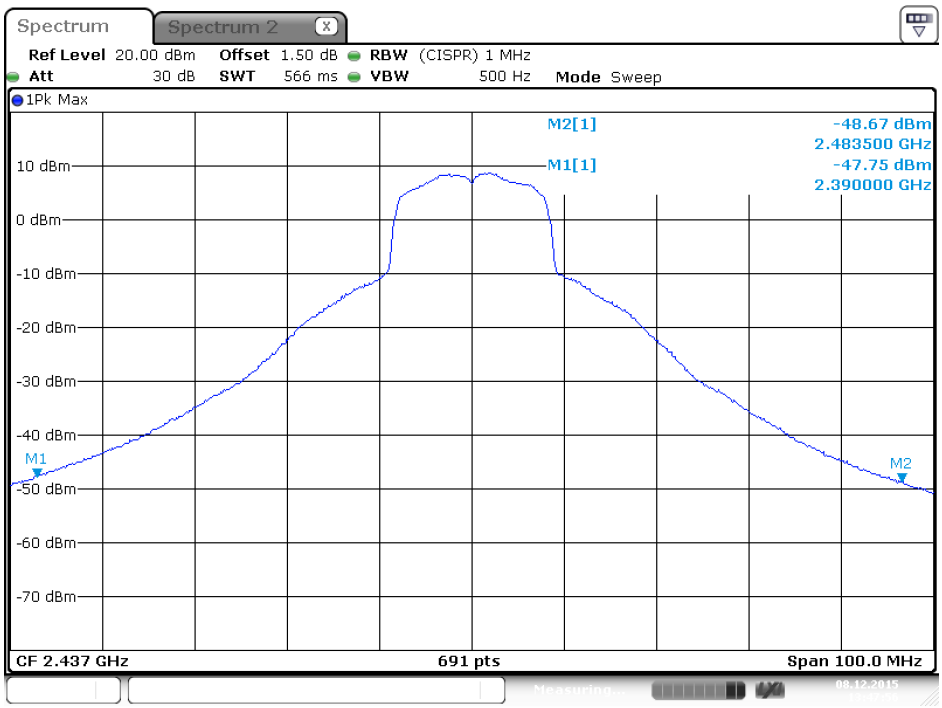


Date: 8.DEC.2015 13:47:56

## Plot on Configuration IEEE 802.11g / 2437 MHz / Peak / Chain 2

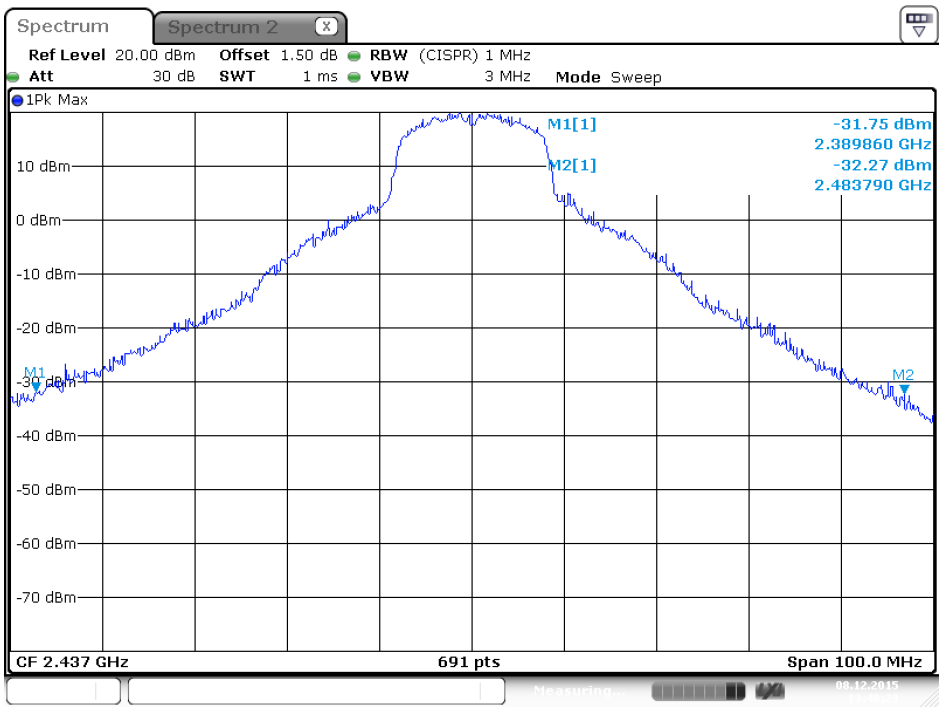


Date: 8.DEC.2015 13:48:23

## Plot on Configuration IEEE 802.11g / 2462 MHz / Average / Chain 1

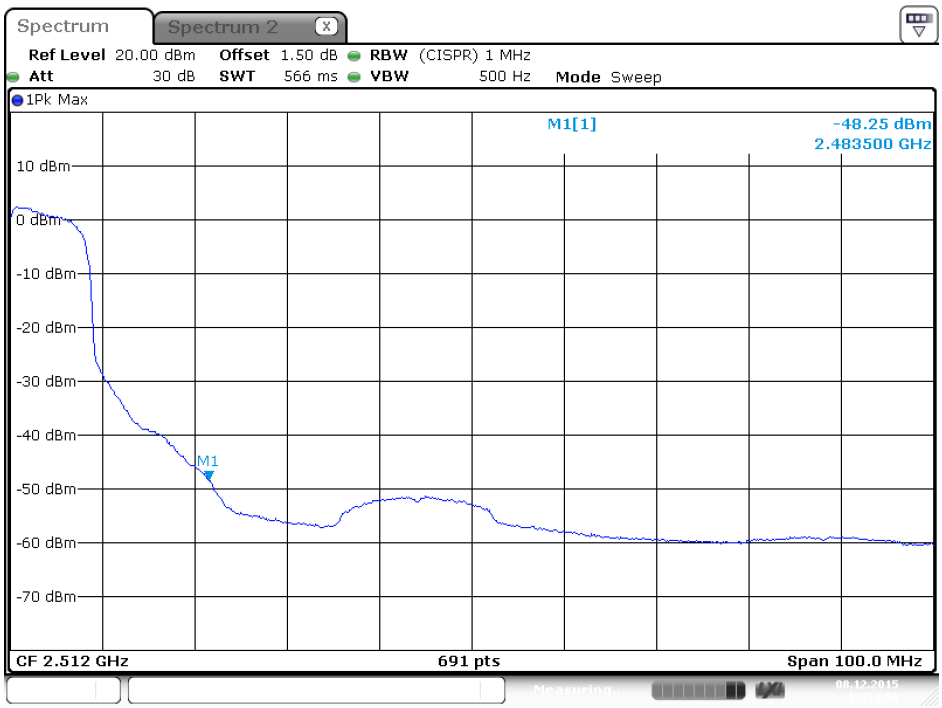


Date: 8.DEC.2015 13:54:56

## Plot on Configuration IEEE 802.11g / 2462 MHz / Peak / Chain 1

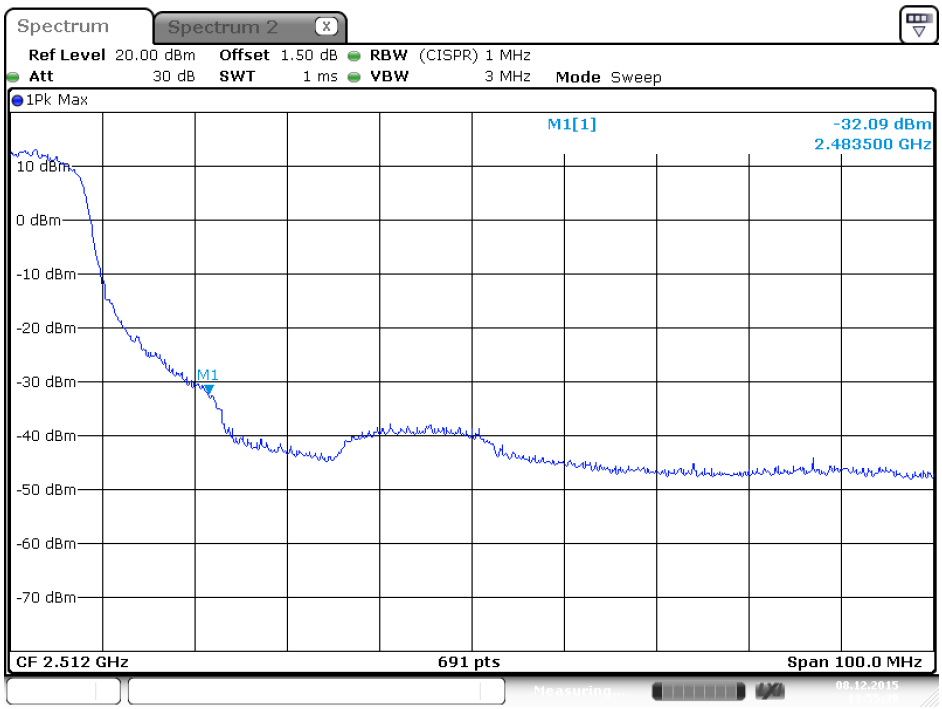


Date: 8.DEC.2015 13:55:40

## Plot on Configuration IEEE 802.11g / 2462 MHz / Average / Chain 2

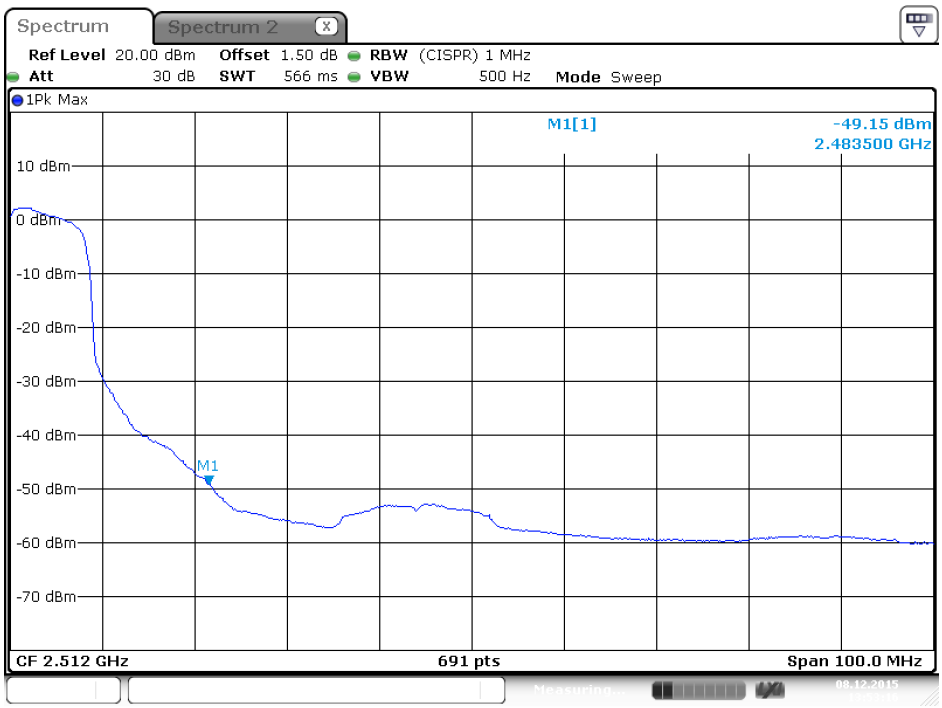


Date: 8.DEC.2015 13:53:16

## Plot on Configuration IEEE 802.11g / 2462 MHz / Peak / Chain 2

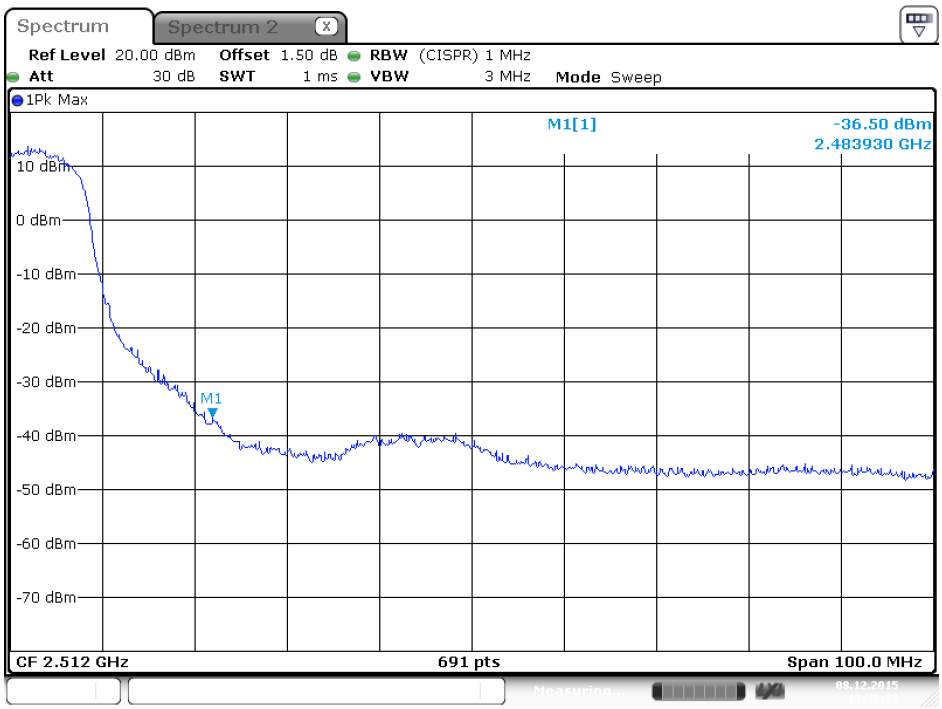


Date: 8.DEC.2015 13:56:23

## Plot on Configuration IEEE 802.11n MCS0 HT20 / 2412 MHz / Average / Chain 1

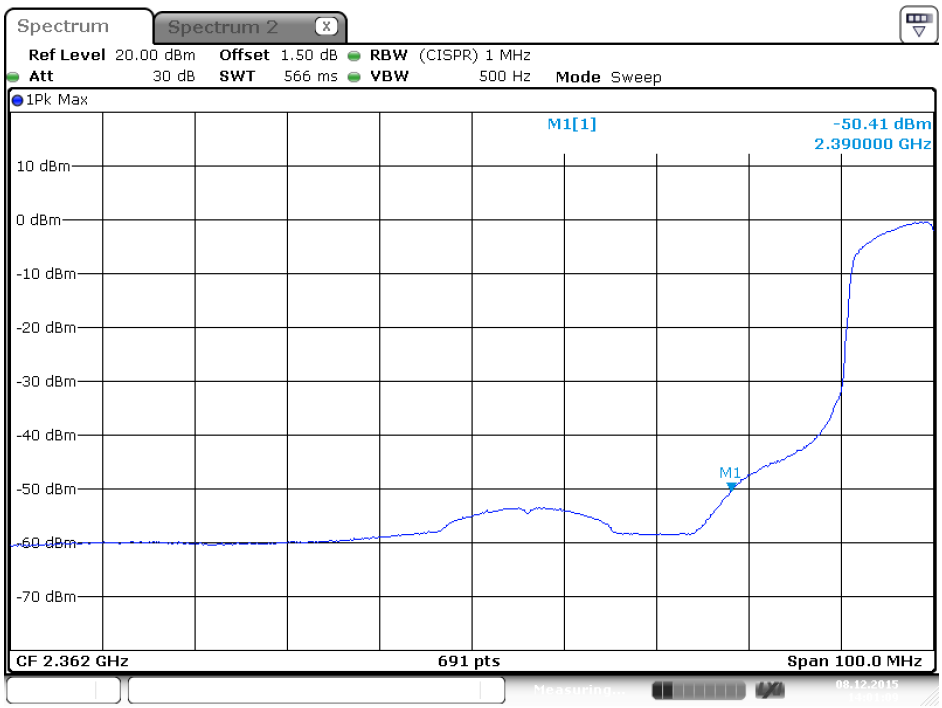


Date: 8.DEC.2015 14:01:09

## Plot on Configuration IEEE 802.11n MCS0 HT20 / 2412 MHz / Peak / Chain 1

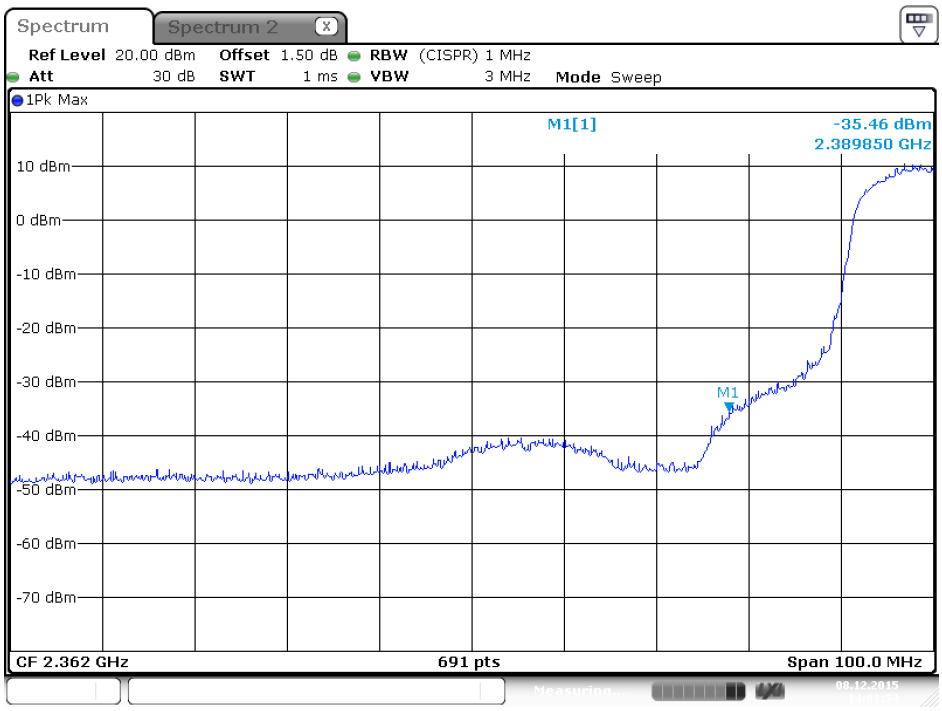


Date: 8.DEC.2015 14:01:53

## Plot on Configuration IEEE 802.11n MCS0 HT20 / 2412 MHz / Average / Chain 2

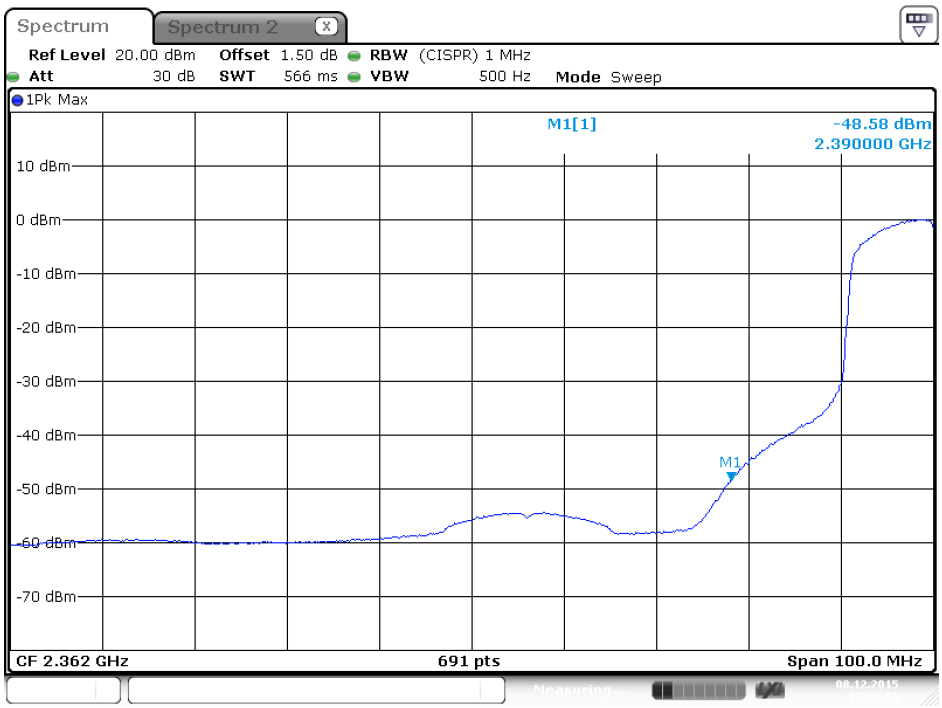


Date: 8.DEC.2015 13:59:56

## Plot on Configuration IEEE 802.11n MCS0 HT20 / 2412 MHz / Peak / Chain 2

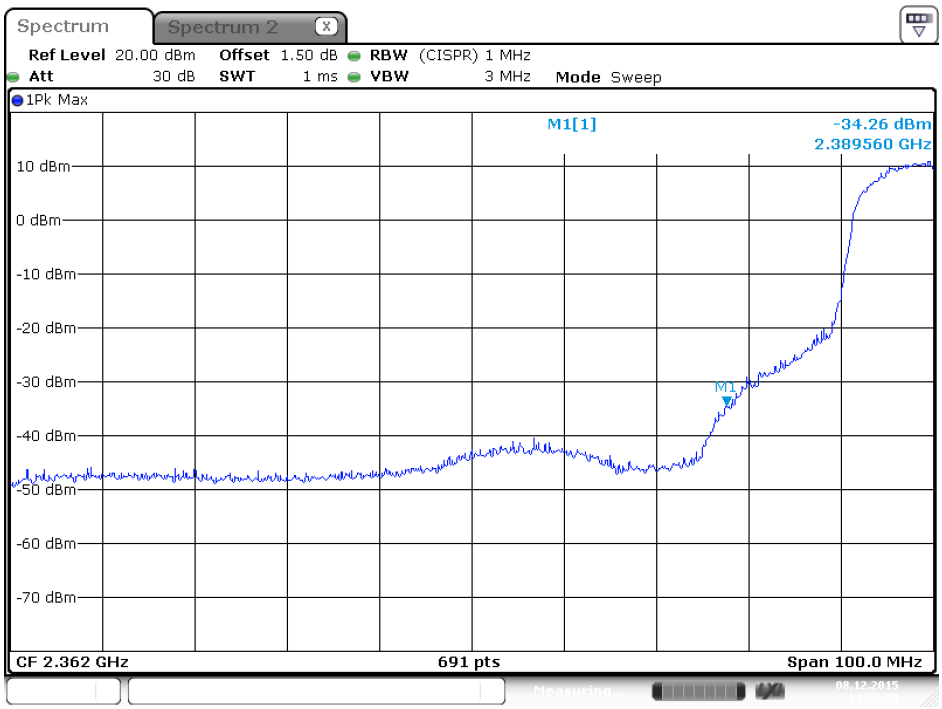


Date: 8.DEC.2015 14:02:49

## Plot on Configuration IEEE 802.11n MCS0 HT20 / 2437 MHz / Average / Chain 1

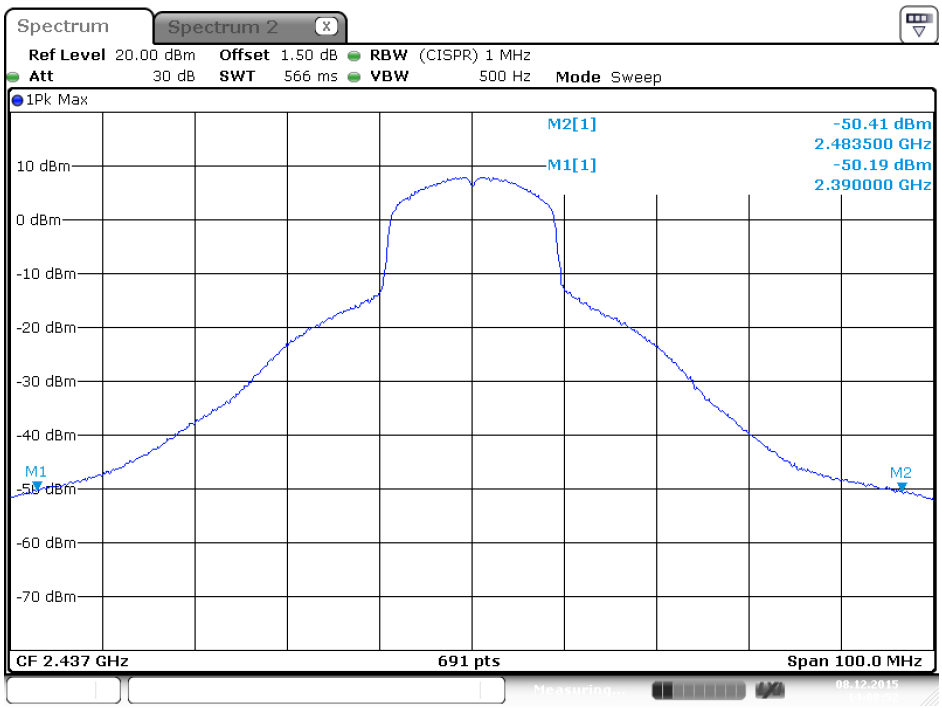


Date: 8.DEC.2015 14:08:52

## Plot on Configuration IEEE 802.11n MCS0 HT20 / 2437 MHz / Peak / Chain 1

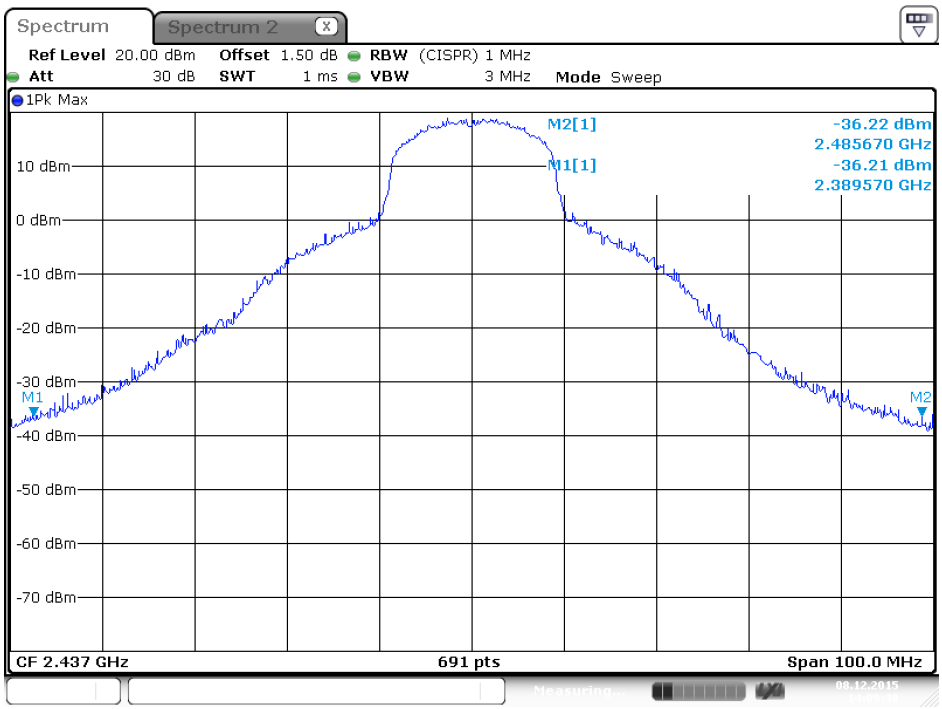


Date: 8.DEC.2015 14:09:38

## Plot on Configuration IEEE 802.11n MCS0 HT20 / 2437 MHz / Average / Chain 2

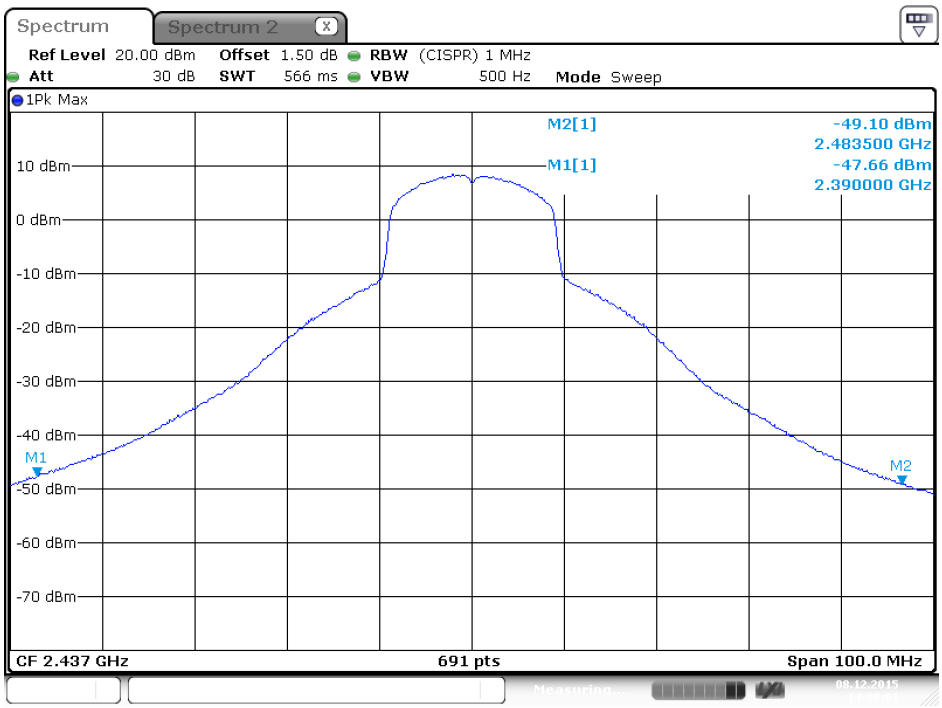


Date: 8.DEC.2015 14:08:01

## Plot on Configuration IEEE 802.11n MCS0 HT20 / 2437 MHz / Peak / Chain 2

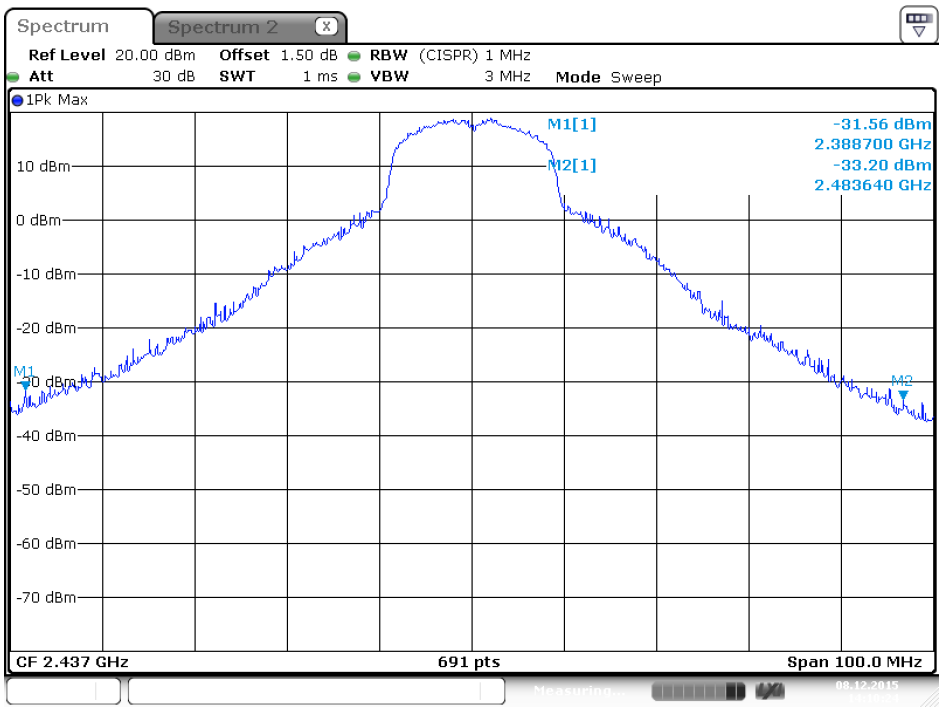


Date: 8.DEC.2015 14:10:23

## Plot on Configuration IEEE 802.11n MCS0 HT20 / 2462 MHz / Average / Chain 1

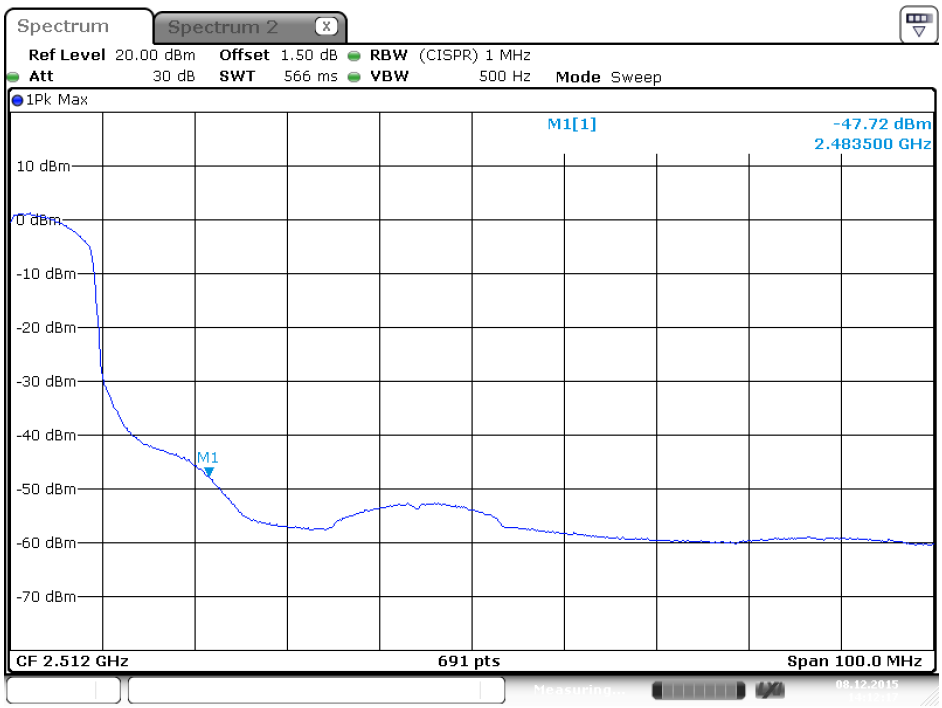


Date: 8.DEC.2015 14:12:17

## Plot on Configuration IEEE 802.11n MCS0 HT20 / 2462 MHz / Peak / Chain 1

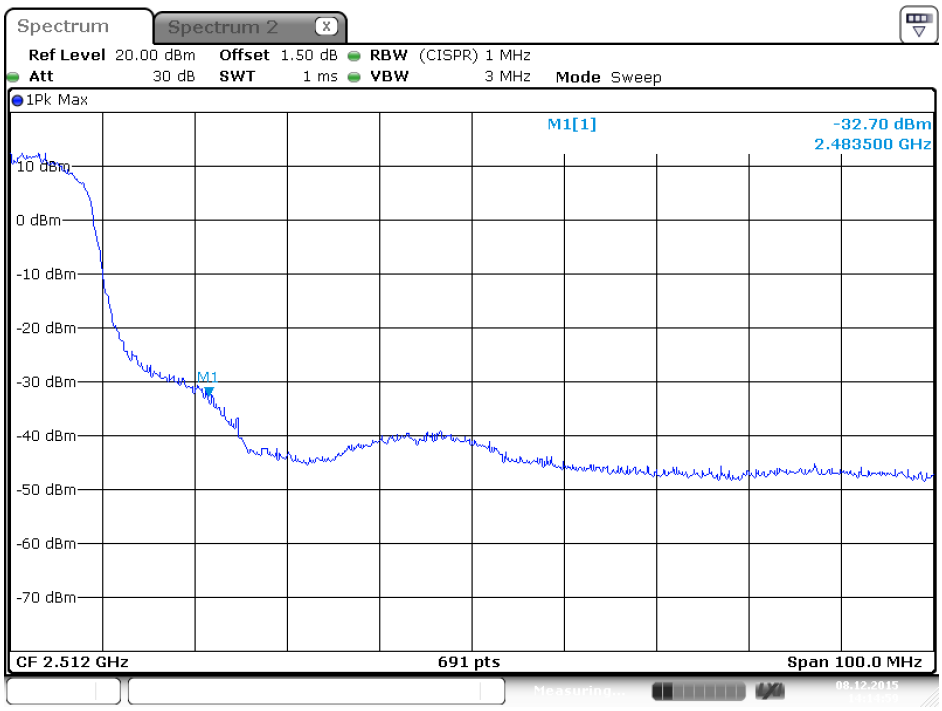


Date: 8.DEC.2015 14:15:00

## Plot on Configuration IEEE 802.11n MCS0 HT20 / 2462 MHz / Average / Chain 2

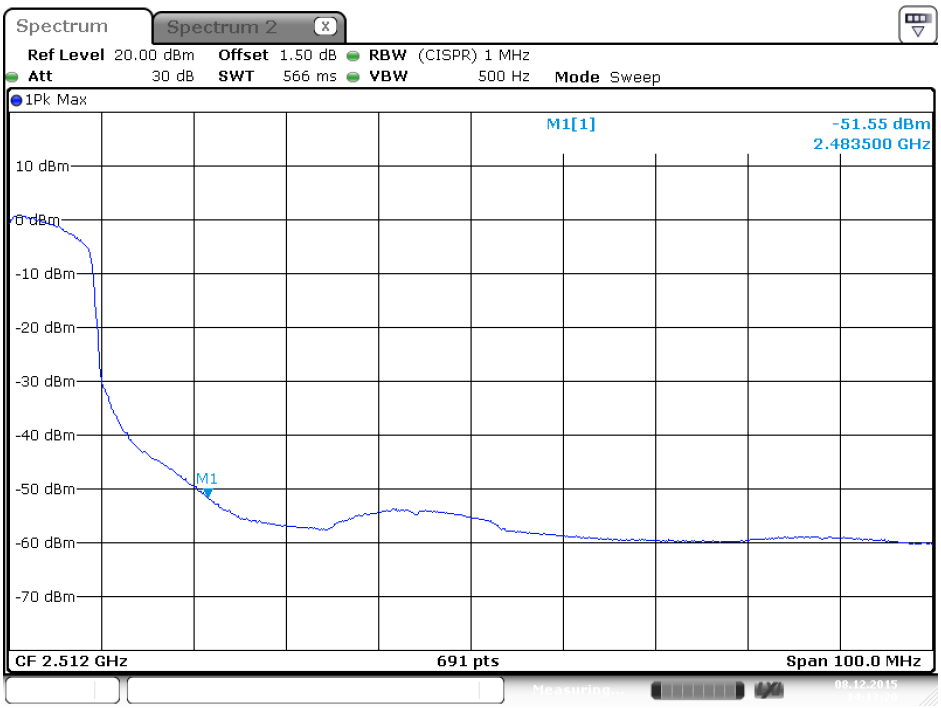


Date: 8.DEC.2015 14:13:20

## Plot on Configuration IEEE 802.11n MCS0 HT20 / 2462 MHz / Peak / Chain 2

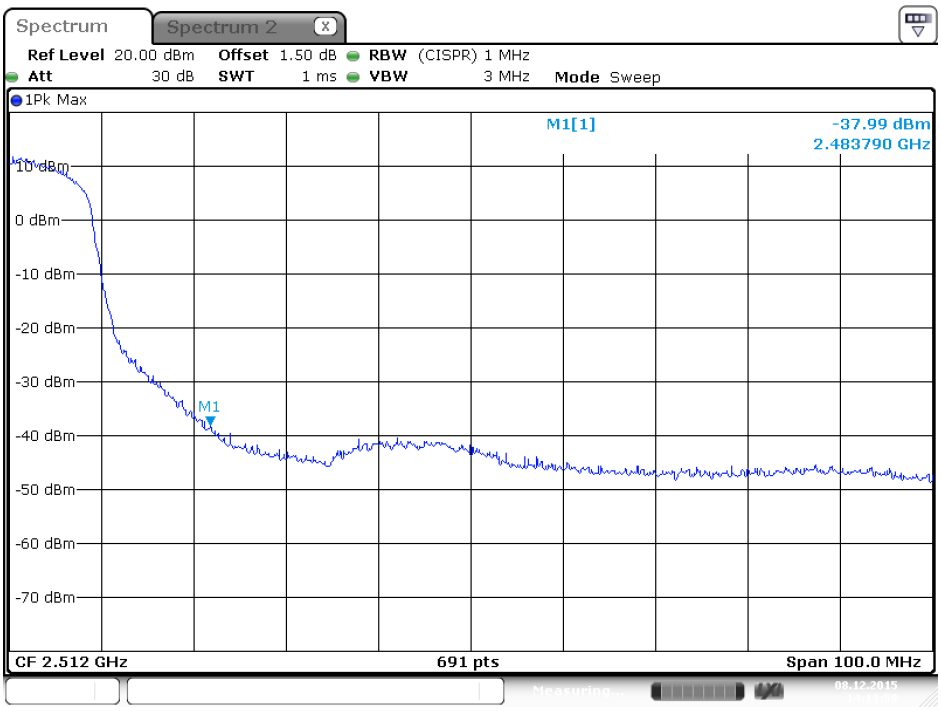


Date: 8.DEC.2015 14:13:58

## Plot on Configuration IEEE 802.11n MCS0 HT40 / 2422 MHz / Average / Chain 1

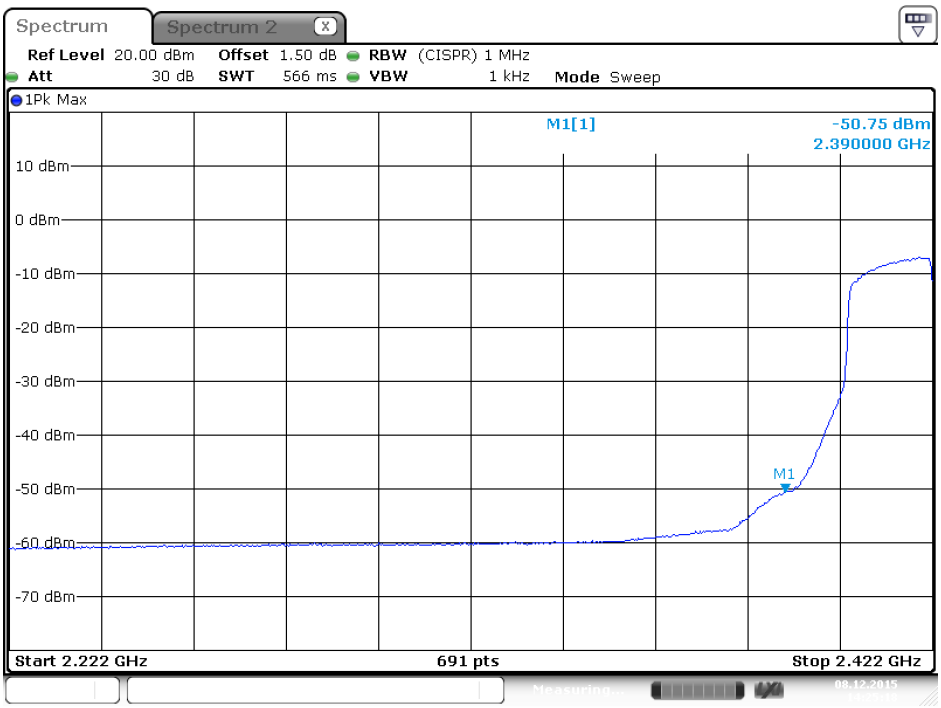


Date: 8.DEC.2015 14:25:17

## Plot on Configuration IEEE 802.11n MCS0 HT40 / 2422 MHz / Peak / Chain 1

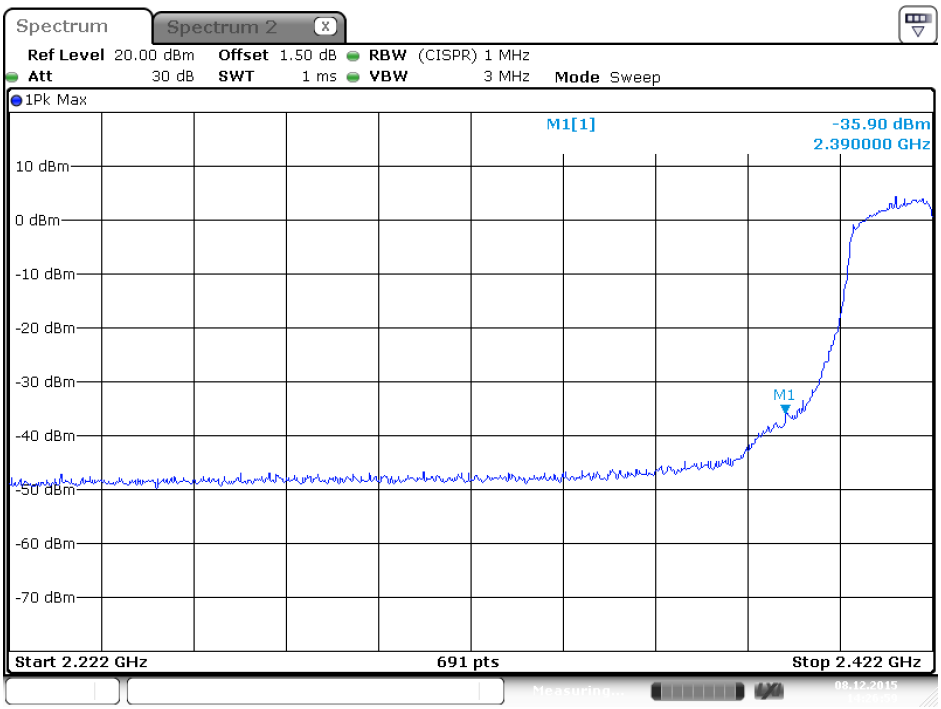


Date: 8.DEC.2015 14:27:00

## Plot on Configuration IEEE 802.11n MCS0 HT40 / 2422 MHz / Average / Chain 2

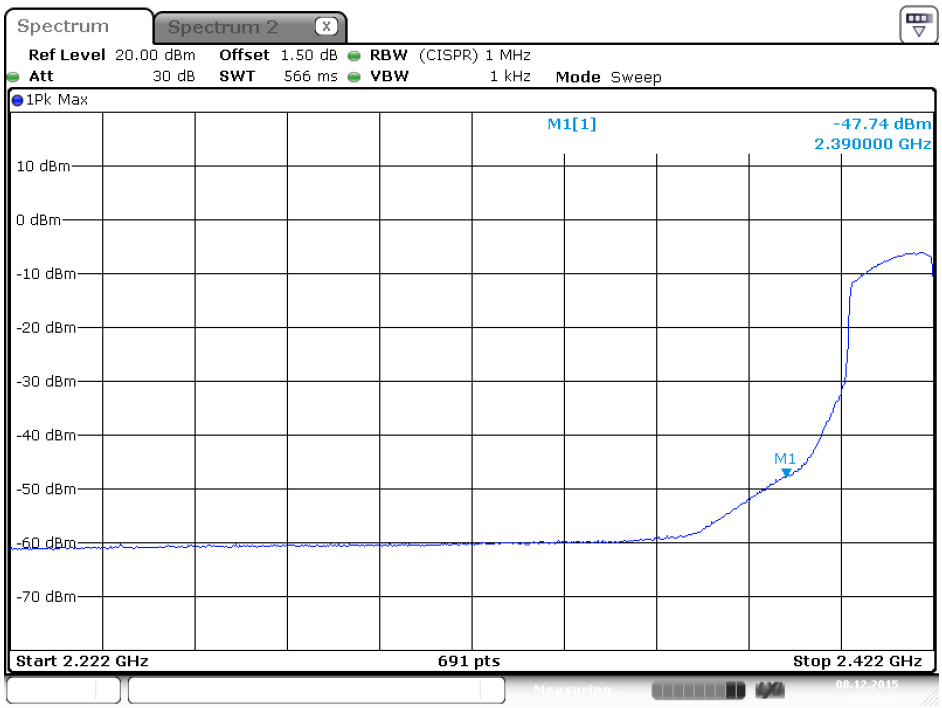


Date: 8.DEC.2015 14:24:02

## Plot on Configuration IEEE 802.11n MCS0 HT40 / 2422 MHz / Peak / Chain 2

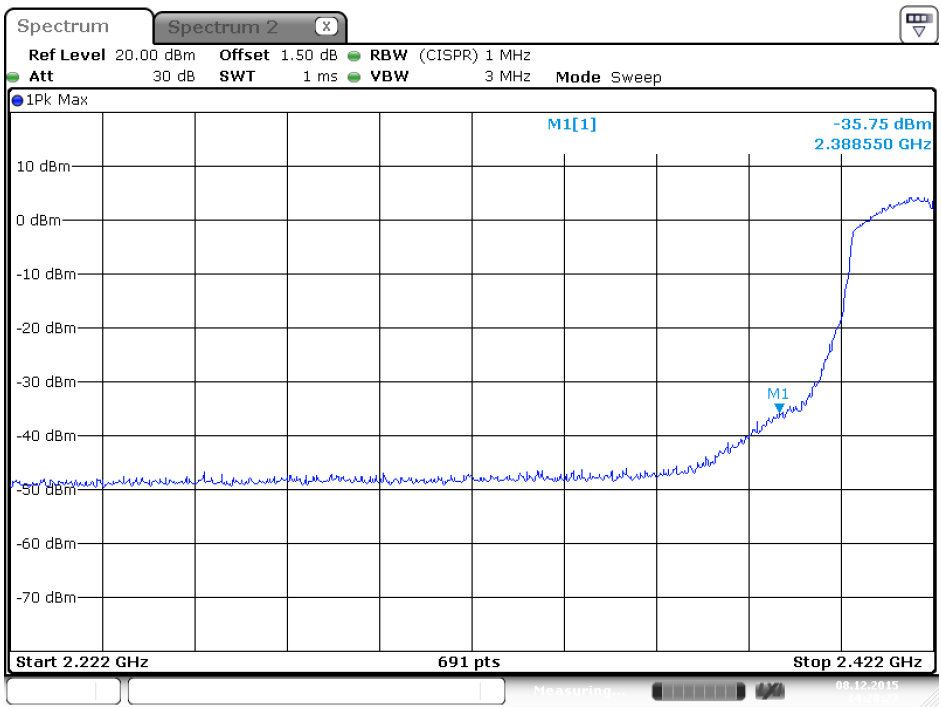


Date: 8.DEC.2015 14:28:26

## Plot on Configuration IEEE 802.11n MCS0 HT40 / 2437 MHz / Average / Chain 1

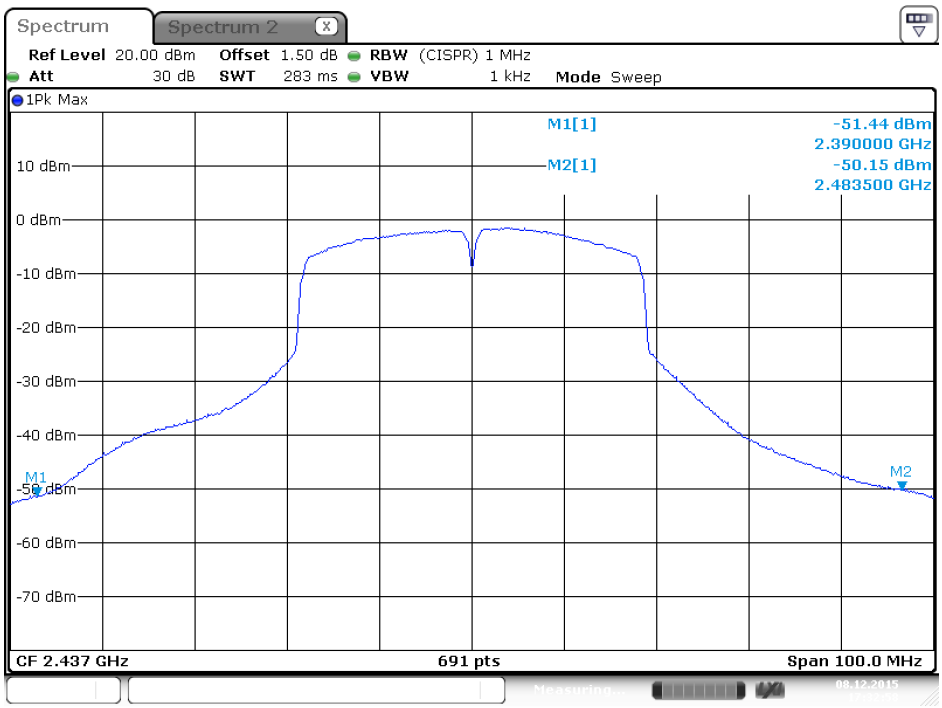


Date: 8.DEC.2015 17:32:58

## Plot on Configuration IEEE 802.11n MCS0 HT40 / 2437 MHz / Peak / Chain 1

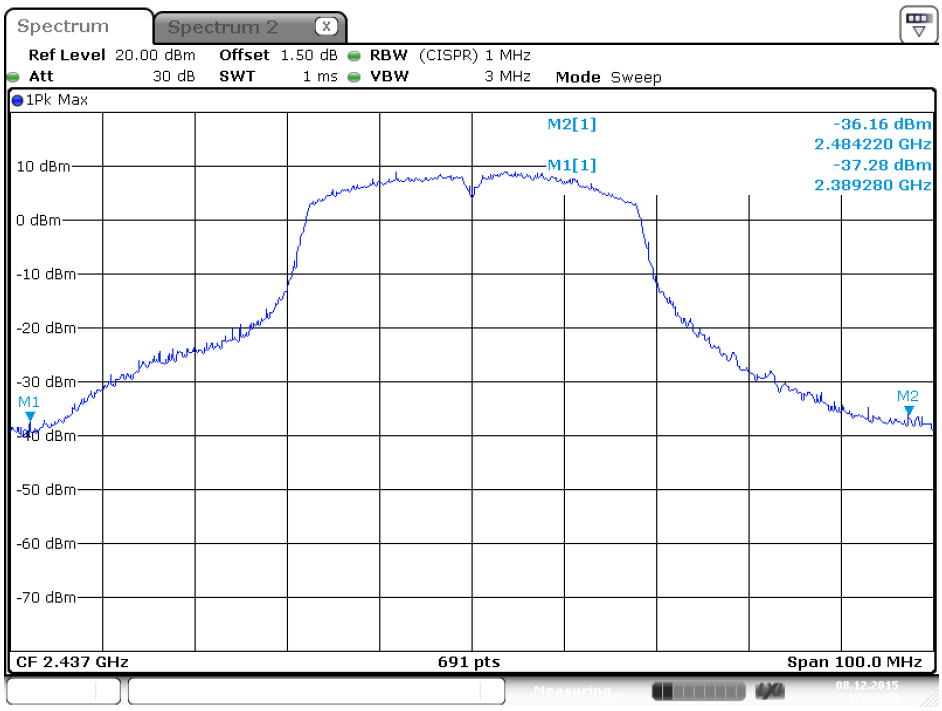


Date: 8.DEC.2015 17:33:32

## Plot on Configuration IEEE 802.11n MCS0 HT40 / 2437 MHz / Average / Chain 2

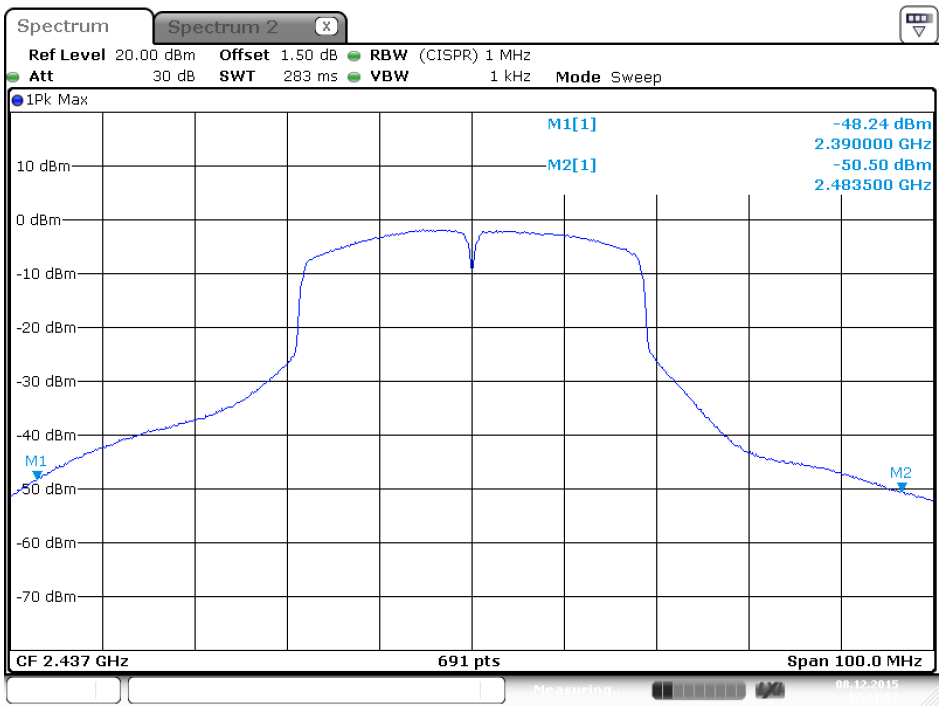


Date: 8.DEC.2015 17:31:56

## Plot on Configuration IEEE 802.11n MCS0 HT40 / 2437 MHz / Peak / Chain 2

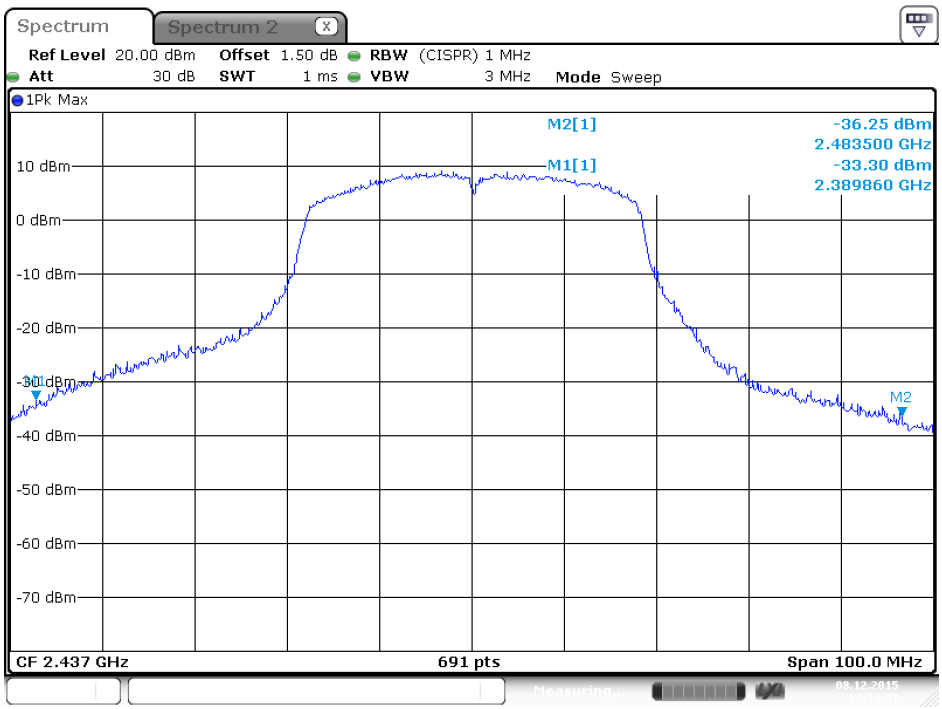


Date: 8.DEC.2015 17:34:41

## Plot on Configuration IEEE 802.11n MCS0 HT40 / 2452 MHz / Average / Chain 1

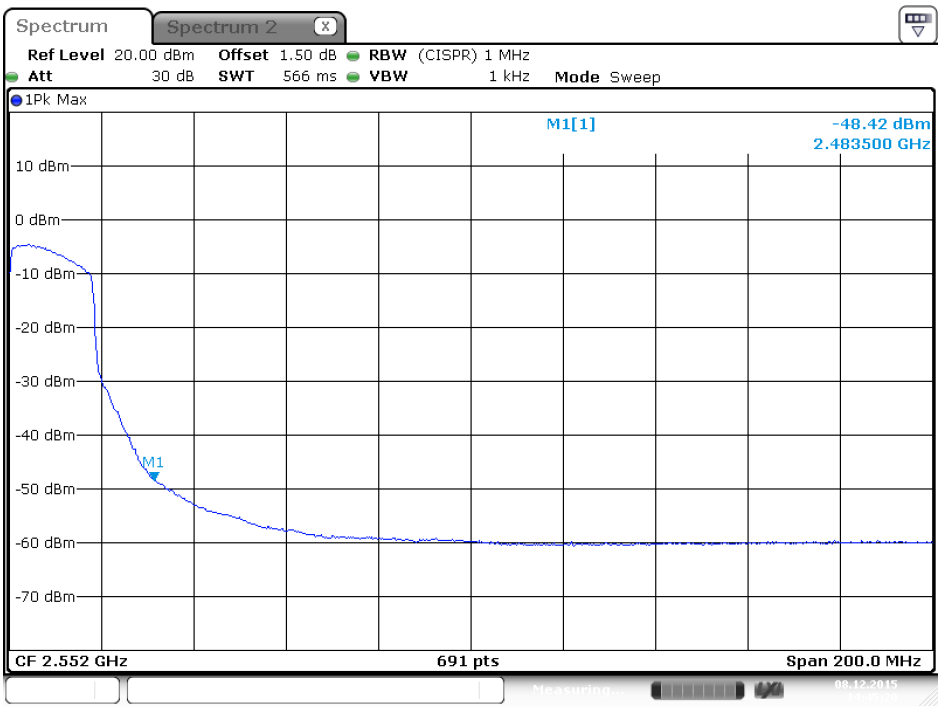


Date: 8.DEC.2015 14:45:21

## Plot on Configuration IEEE 802.11n MCS0 HT40 / 2452 MHz / Peak / Chain 1

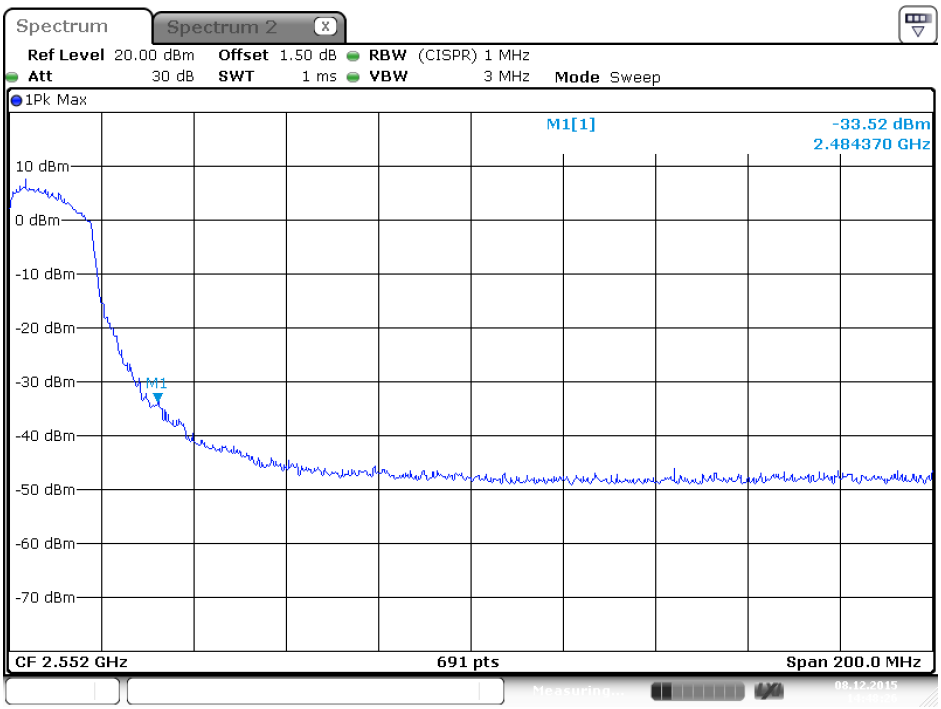


Date: 8.DEC.2015 14:48:26

## Plot on Configuration IEEE 802.11n MCS0 HT40 / 2452 MHz / Average / Chain 2

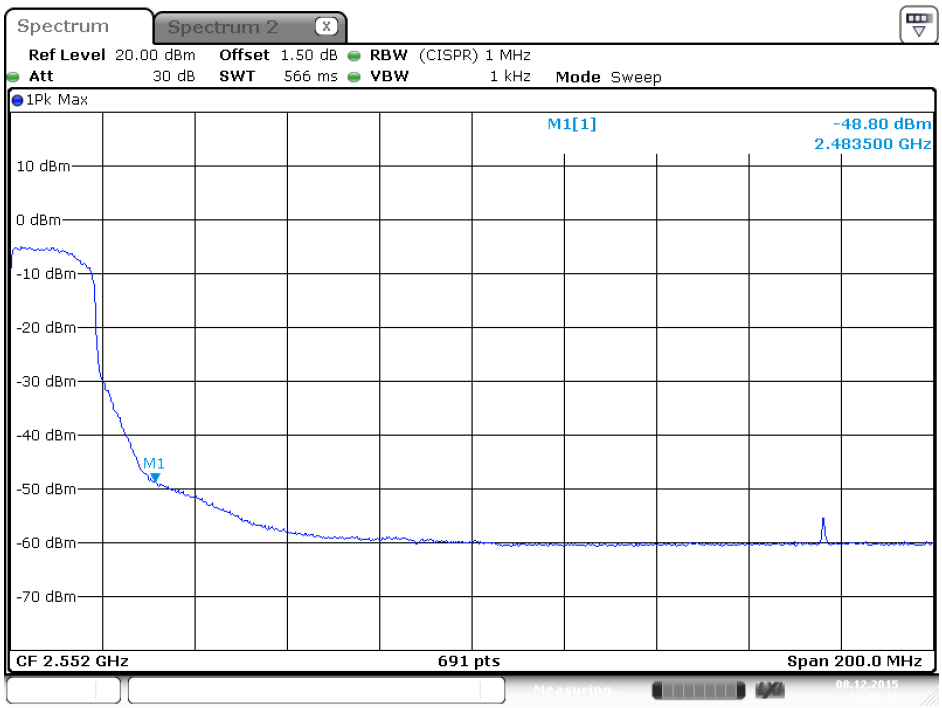


Date: 8.DEC.2015 14:46:19

## Plot on Configuration IEEE 802.11n MCS0 HT40 / 2452 MHz / Peak / Chain 2

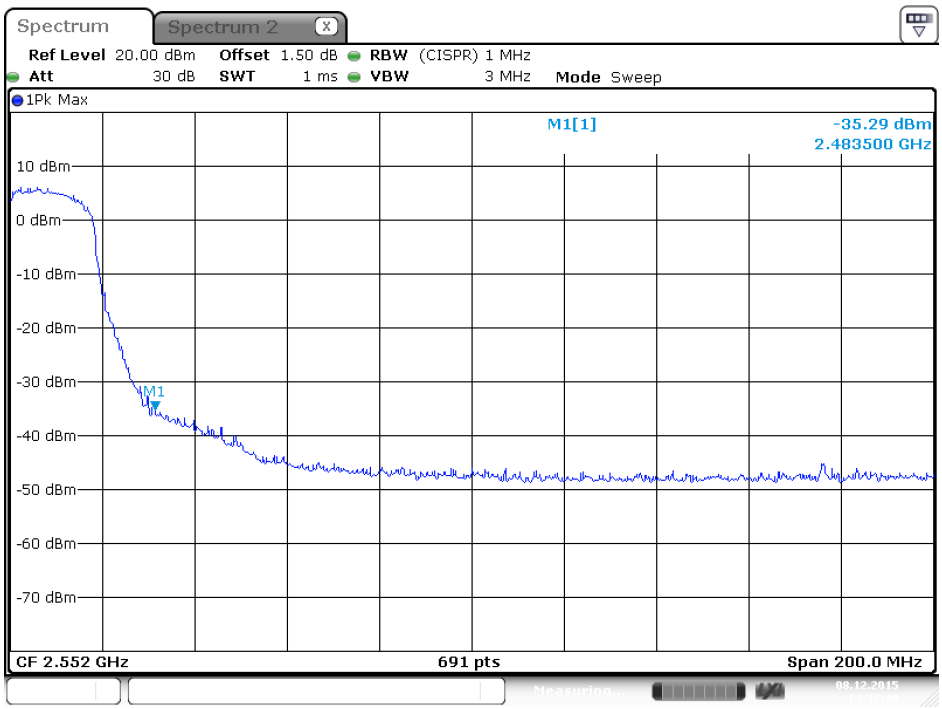


Date: 8.DEC.2015 14:47:41

For Emission not in Restricted Band

| Temperature | 24°C | Humidity | 60% |
|---|---|---|---|
| Test Engineer | Clemens Fang | | |

Chain 1

| Mode | Frequency | | Measurement Level (dBm) | Limit (dBc) | Margin (dB) |
|---|---|---|---|---|---|
| 802.11b | 2412 MHz | 30MHz~2400MHz | -35.72 | -18.05 | 17.67 |
| | | 2390MHz~2400MHz | -35.11 | -18.05 | 17.06 |
| | | 2483.5MHz~2500MHz | -55.59 | -18.05 | 37.54 |
| | | 2500MHz~26500MHz | -47.84 | -18.05 | 29.79 |
| | 2462 MHz | 30MHz~2400MHz | -52.17 | -18.05 | 34.12 |
| | | 2390MHz~2400MHz | -54.69 | -18.05 | 36.64 |
| | | 2483.5MHz~2500MHz | -45.96 | -18.05 | 27.91 |
| | | 2500MHz~26500MHz | -47.52 | -18.05 | 29.47 |
| 802.11g | 2412 MHz | 30MHz~2400MHz | -32.7 | -19.35 | 13.35 |
| | | 2390MHz~2400MHz | -30.07 | -19.35 | 10.72 |
| | | 2483.5MHz~2500MHz | -55.32 | -19.35 | 35.97 |
| | | 2500MHz~26500MHz | -46.61 | -19.35 | 27.26 |
| | 2462 MHz | 30MHz~2400MHz | -54.32 | -19.35 | 34.97 |
| | | 2390MHz~2400MHz | -54.67 | -19.35 | 35.32 |
| | | 2483.5MHz~2500MHz | -43.69 | -19.35 | 24.34 |
| | | 2500MHz~26500MHz | -47.48 | -19.35 | 28.13 |
| 802.11n MCS0 HT20 | 2412 MHz | 30MHz~2400MHz | -39.9 | -19.19 | 20.71 |
| | | 2390MHz~2400MHz | -35.73 | -19.19 | 16.54 |
| | | 2483.5MHz~2500MHz | -55.37 | -19.19 | 36.18 |
| | | 2500MHz~26500MHz | -47.69 | -19.19 | 28.5 |
| | 2462 MHz | 30MHz~2400MHz | -54.82 | -19.19 | 35.63 |
| | | 2390MHz~2400MHz | -55.05 | -19.19 | 35.86 |
| | | 2483.5MHz~2500MHz | -42.79 | -19.19 | 23.6 |
| | | 2500MHz~26500MHz | -47.53 | -19.19 | 28.34 |
| 802.11n MCS0 HT40 | 2422 MHz | 30MHz~2400MHz | -35.99 | -29.24 | 6.75 |
| | | 2390MHz~2400MHz | -33.68 | -29.24 | 4.44 |
| | | 2483.5MHz~2500MHz | -55.45 | -29.24 | 26.21 |
| | | 2500MHz~26500MHz | -48.12 | -29.24 | 18.88 |
| | 2452 MHz | 30MHz~2400MHz | -54.43 | -29.24 | 25.19 |
| | | 2390MHz~2400MHz | -54.31 | -29.24 | 25.07 |
| | | 2483.5MHz~2500MHz | -40.52 | -29.24 | 11.28 |
| | | 2500MHz~26500MHz | -47.93 | -29.24 | 18.69 |

Chain 2

| Mode | Frequency | | Measurement Level (dBm) | Limit (dBc) | Margin (dB) |
|---|---|---|---|---|---|
| 802.11b | 2412 MHz | 30MHz~2400MHz | -29.92 | -18.06 | 11.86 |
| | | 2390MHz~2400MHz | -28.3 | -18.06 | 10.24 |
| | | 2483.5MHz~2500MHz | -55.34 | -18.06 | 37.28 |
| | | 2500MHz~26500MHz | -48.02 | -18.06 | 29.96 |
| | 2462 MHz | 30MHz~2400MHz | -55.41 | -18.06 | 37.35 |
| | | 2390MHz~2400MHz | -55.19 | -18.06 | 37.13 |
| | | 2483.5MHz~2500MHz | -46.73 | -18.06 | 28.67 |
| | | 2500MHz~26500MHz | -47.39 | -18.06 | 29.33 |
| 802.11g | 2412 MHz | 30MHz~2400MHz | -28.98 | -18.89 | 10.09 |
| | | 2390MHz~2400MHz | -26.73 | -18.89 | 7.84 |
| | | 2483.5MHz~2500MHz | -54.93 | -18.89 | 36.04 |
| | | 2500MHz~26500MHz | -48.44 | -18.89 | 29.55 |
| | 2462 MHz | 30MHz~2400MHz | -55.74 | -18.89 | 36.85 |
| | | 2390MHz~2400MHz | -54.12 | -18.89 | 35.23 |
| | | 2483.5MHz~2500MHz | -46.32 | -18.89 | 27.43 |
| | | 2500MHz~26500MHz | -47.66 | -18.89 | 28.77 |
| 802.11n MCS0 HT20 | 2412 MHz | 30MHz~2400MHz | -29.93 | -19.1 | 10.83 |
| | | 2390MHz~2400MHz | -28.75 | -19.1 | 9.65 |
| | | 2483.5MHz~2500MHz | -53.48 | -19.1 | 34.38 |
| | | 2500MHz~26500MHz | -47.96 | -19.1 | 28.86 |
| | 2462 MHz | 30MHz~2400MHz | -56.69 | -19.1 | 37.59 |
| | | 2390MHz~2400MHz | -55.66 | -19.1 | 36.56 |
| | | 2483.5MHz~2500MHz | -48.41 | -19.1 | 29.31 |
| | | 2500MHz~26500MHz | -47.77 | -19.1 | 28.67 |
| 802.11n MCS0 HT40 | 2422 MHz | 30MHz~2400MHz | -36.4 | -28.87 | 7.53 |
| | | 2390MHz~2400MHz | -33.44 | -28.87 | 4.57 |
| | | 2483.5MHz~2500MHz | -55.56 | -28.87 | 26.69 |
| | | 2500MHz~26500MHz | -47.78 | -28.87 | 18.91 |
| | 2452 MHz | 30MHz~2400MHz | -54.49 | -28.87 | 25.62 |
| | | 2390MHz~2400MHz | -54.15 | -28.87 | 25.28 |
| | | 2483.5MHz~2500MHz | -43.17 | -28.87 | 14.3 |
| | | 2500MHz~26500MHz | -48.01 | -28.87 | 19.14 |

## For Emission not in Restricted Band

### Plot on Configuration IEEE 802.11b / Reference Level / Chain 1

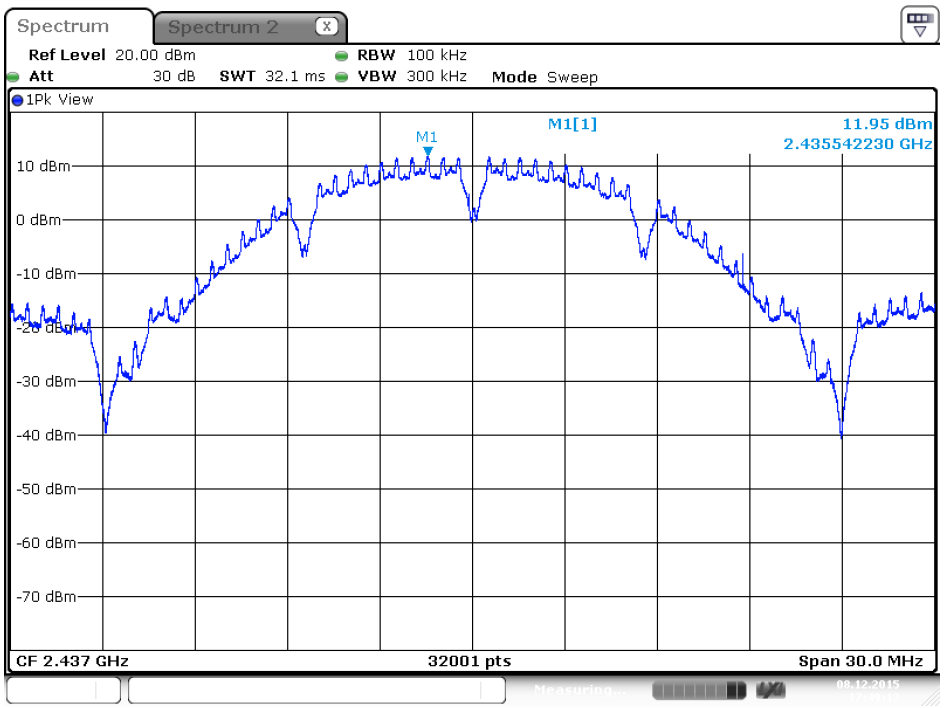


Date: 8.DEC.2015 17:49:12

### Plot on Configuration IEEE 802.11b / 2412 MHz / 30MHz~2400MHz (down 30dBc) / Chain 1

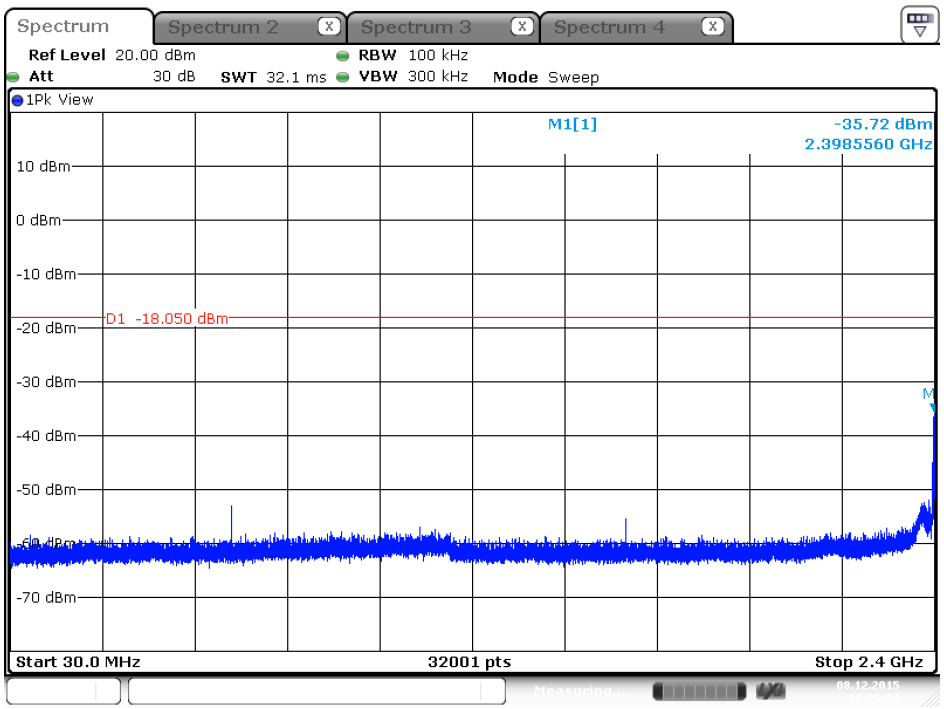


Date: 8.DEC.2015 18:20:03

## Plot on Configuration IEEE 802.11b / 2412 MHz / 2390MHz~2400MHz (down 30dBc) / Chain 1

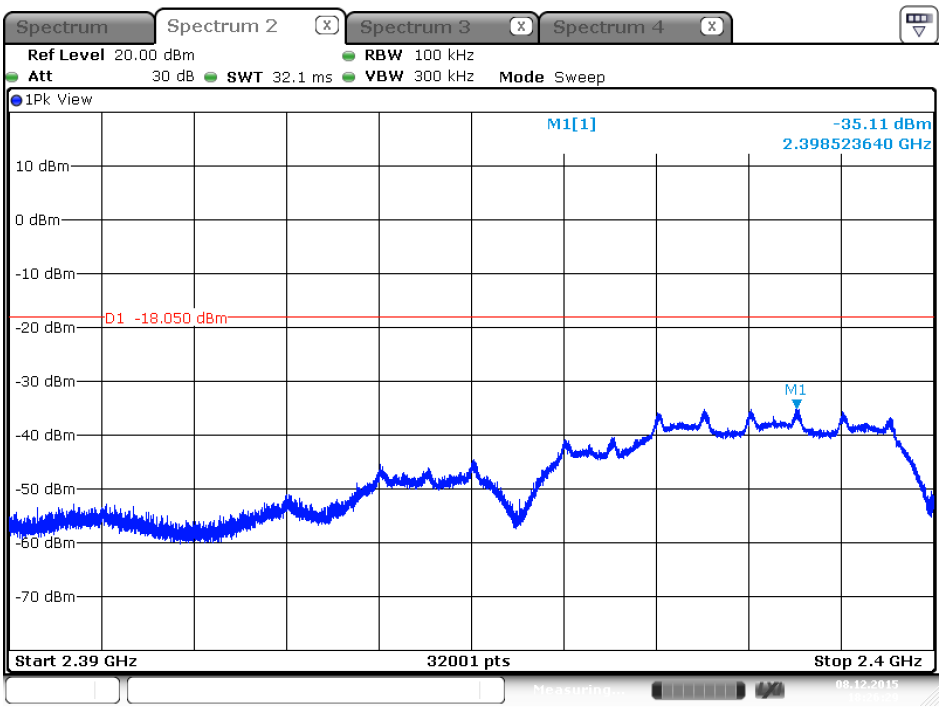


Date: 8.DEC.2015 18:26:29

## Plot on Configuration IEEE 802.11b / 2412 MHz / 2483.5MHz~2500MHz (down 30dBc) / Chain 1

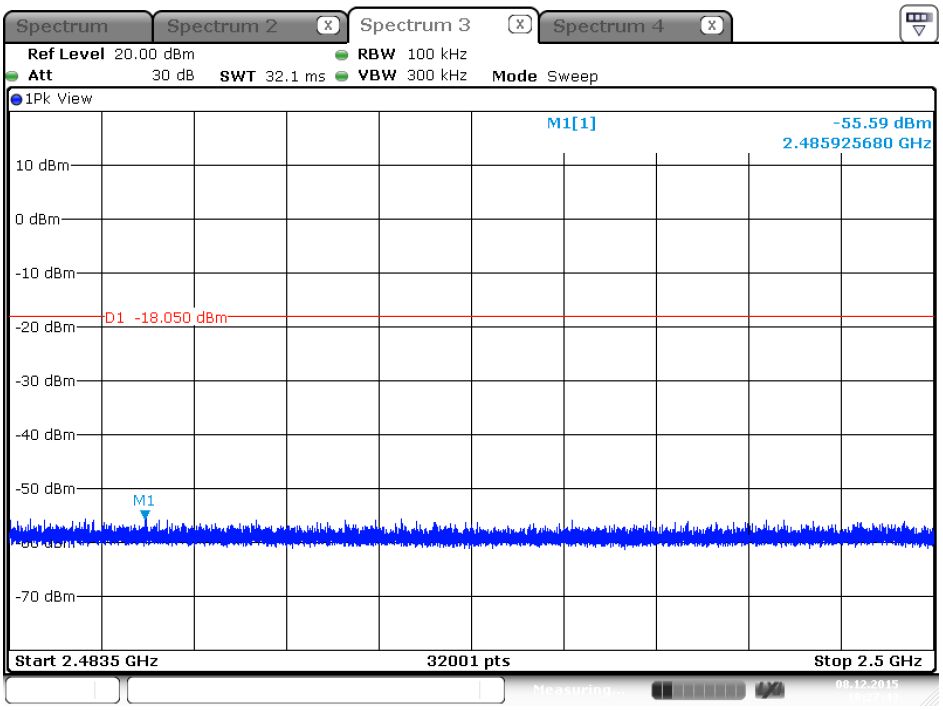


Date: 8.DEC.2015 18:27:43

## Plot on Configuration IEEE 802.11b / 2412 MHz / 2500MHz~26500MHz (down 30dBc) / Chain 1

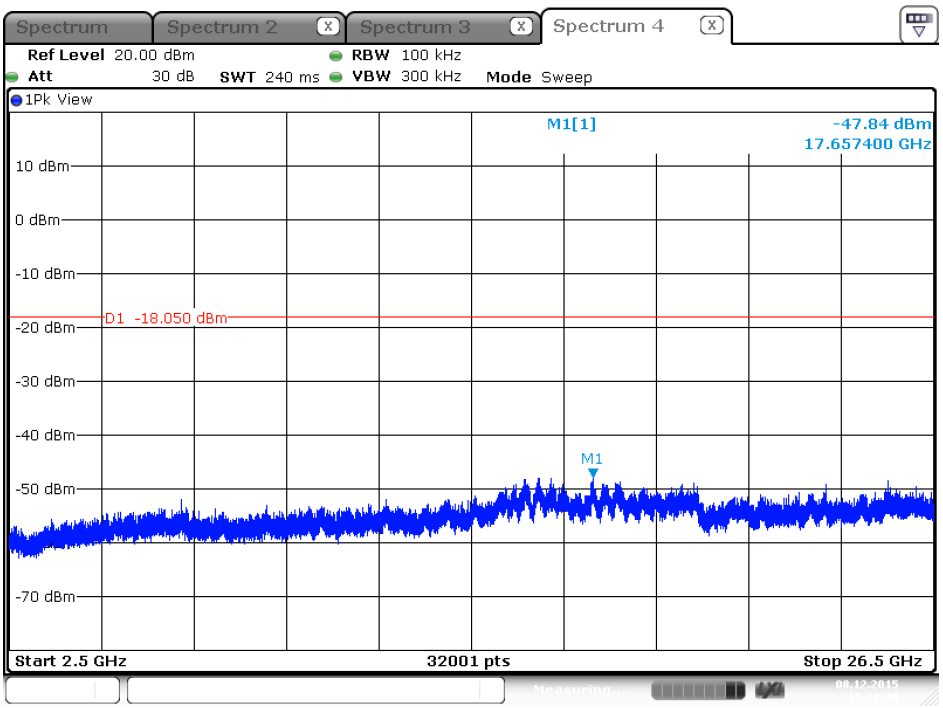


Date: 8.DEC.2015 18:28:48

## Plot on Configuration IEEE 802.11b / CH 2462 MHz / 30MHz~2400MHz (down 30dBc) / Chain 1

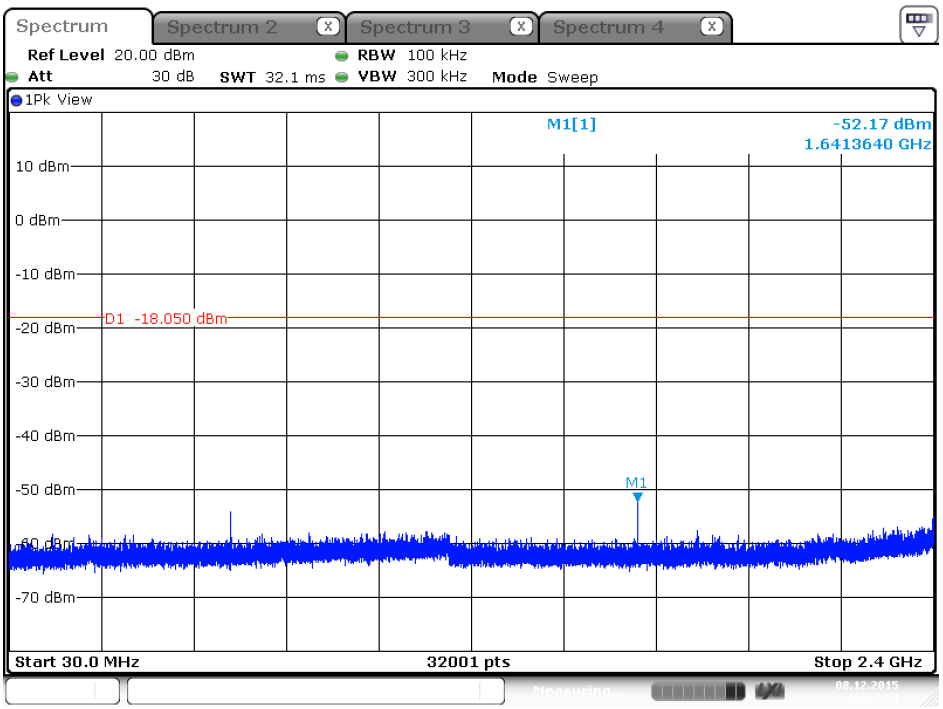


Date: 8.DEC.2015 18:32:54

## Plot on Configuration IEEE 802.11b / 2462 MHz / 2390MHz~2400MHz (down 30dBc) / Chain 1

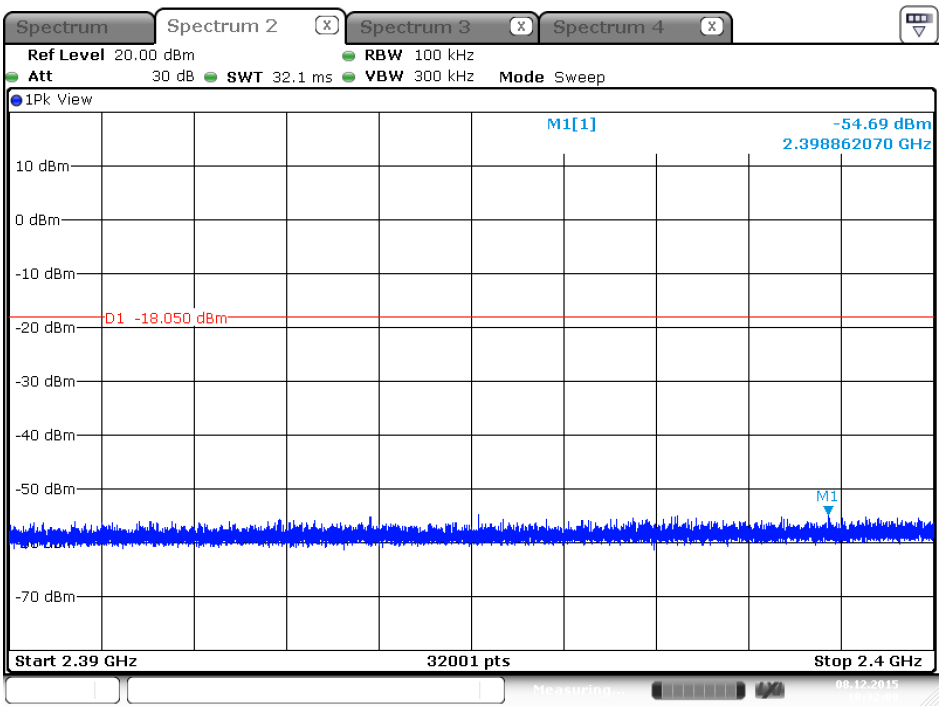


Date: 8.DEC.2015 18:32:09

## Plot on Configuration IEEE 802.11b / 2462 MHz / 2483.5MHz~2500MHz (down 30dBc) / Chain 1

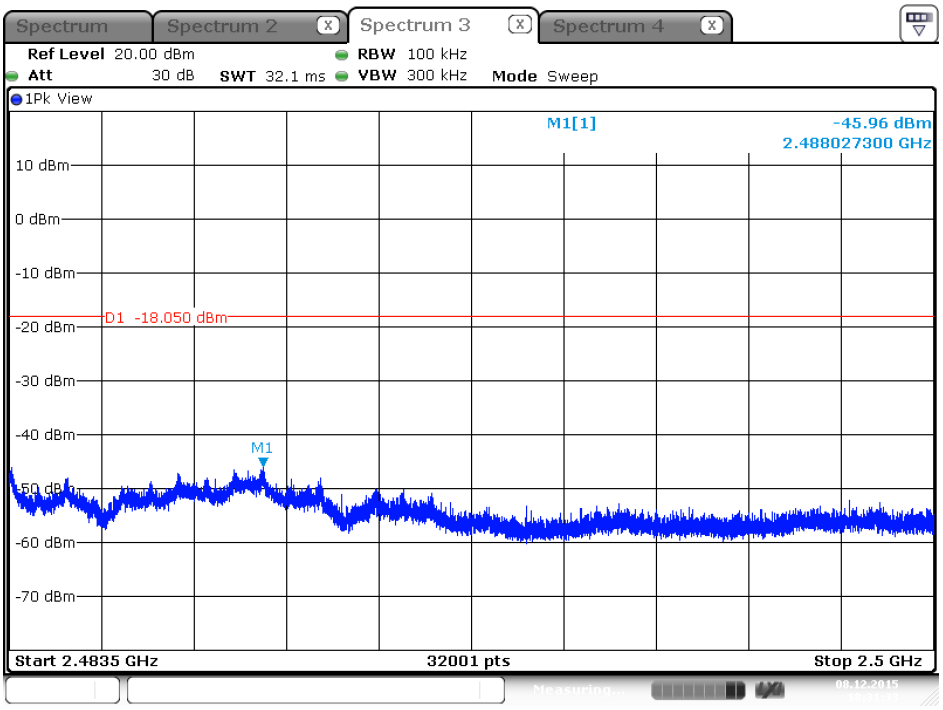


Date: 8.DEC.2015 18:31:33

## Plot on Configuration IEEE 802.11b / CH 2462 MHz / 2500MHz~26500MHz (down 30dBc) / Chain 1

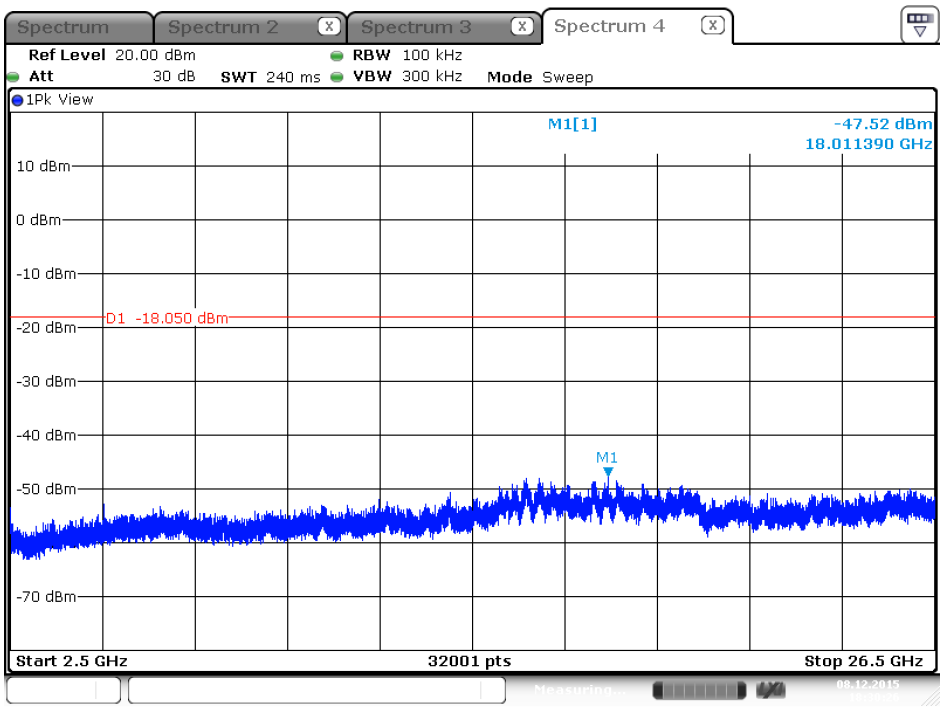


Date: 8.DEC.2015 18:30:26

## Plot on Configuration IEEE 802.11g / Reference Level / Chain 1

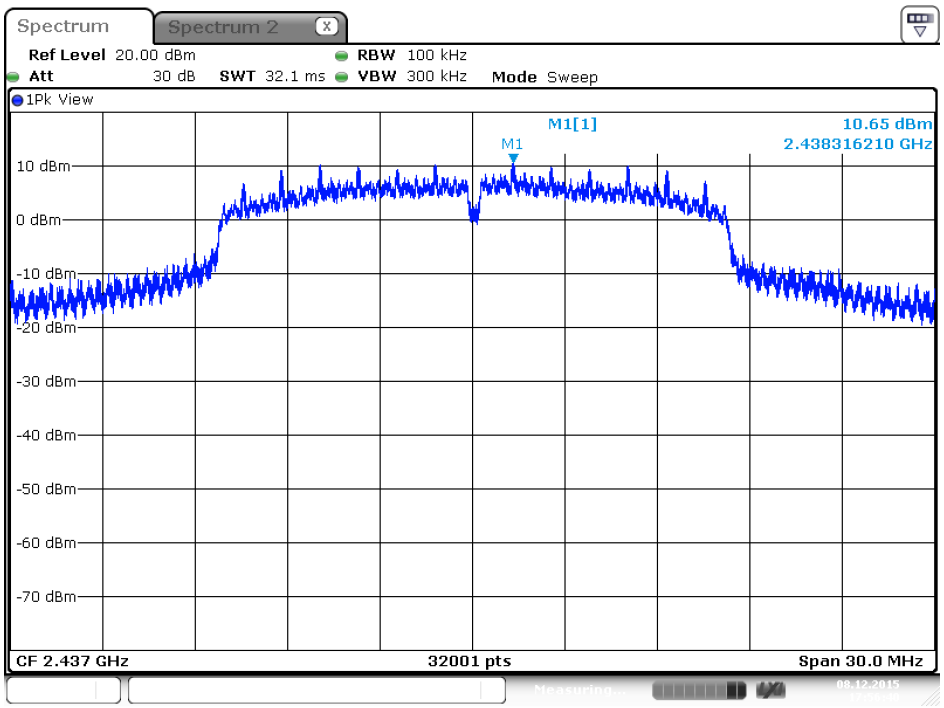


Date: 8.DEC.2015 17:56:40

## Plot on Configuration IEEE 802.11g / 2412 MHz / 30MHz~2400MHz (down 30dBc) / Chain 1

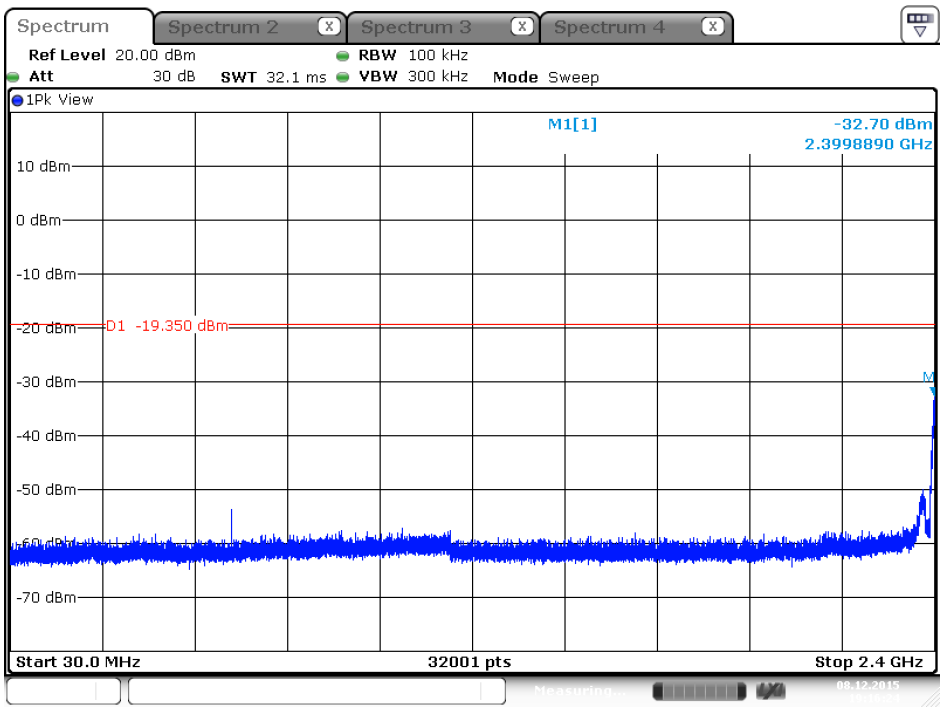


Date: 8.DEC.2015 19:16:24

## Plot on Configuration IEEE 802.11g / 2412 MHz / 2390MHz~2400MHz (down 30dBc) / Chain 1

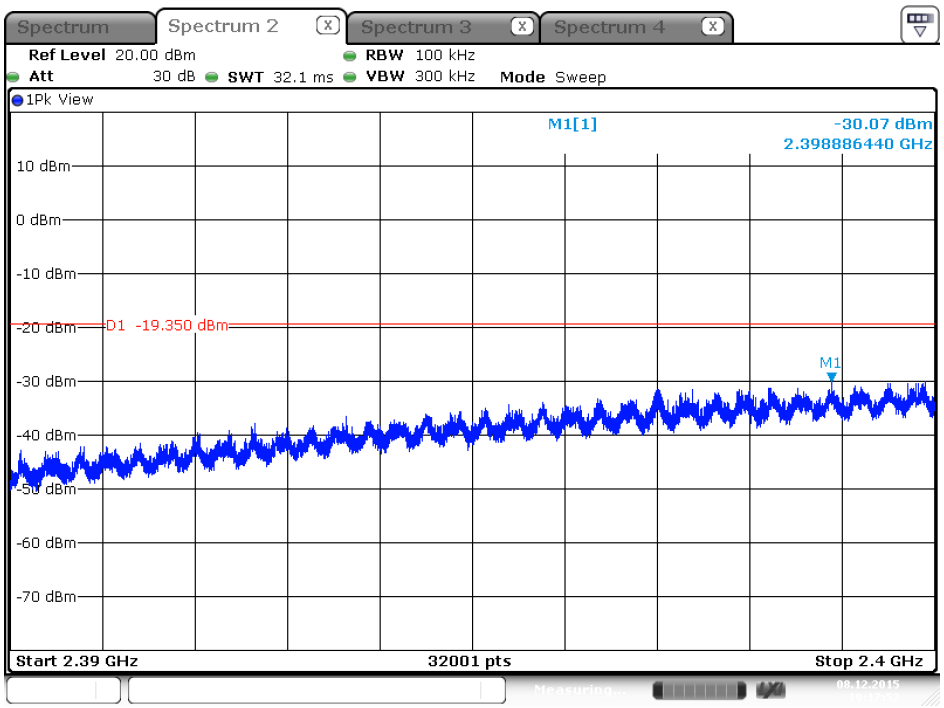


Date: 8.DEC.2015 19:17:52

## Plot on Configuration IEEE 802.11g / 2412 MHz / 2483.5MHz~2500MHz (down 30dBc) / Chain 1

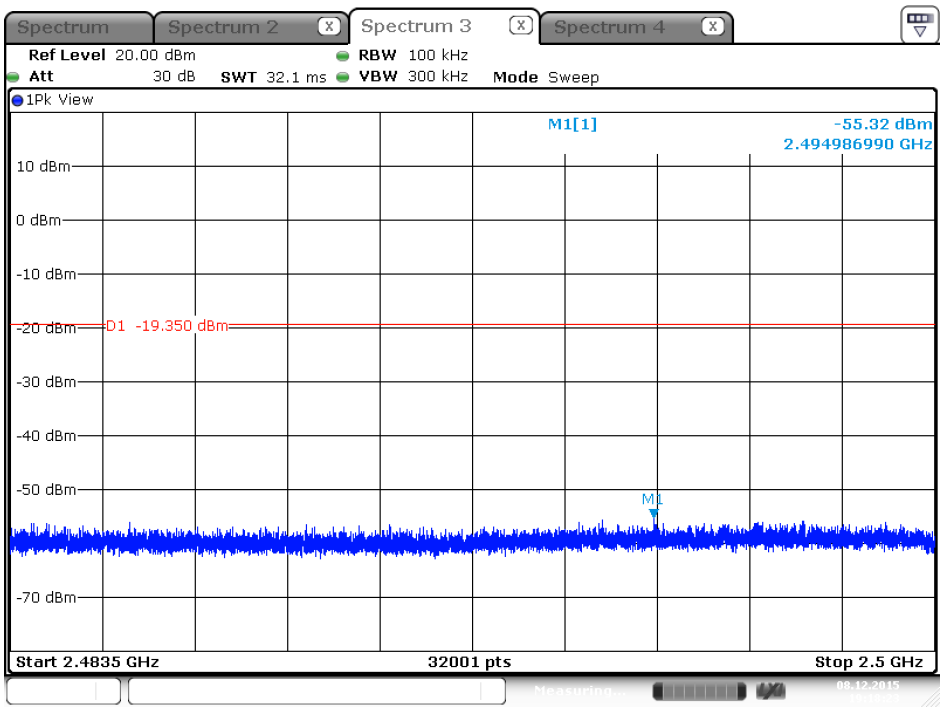


Date: 8.DEC.2015 19:18:22

## Plot on Configuration IEEE 802.11g / 2412 MHz / 2500MHz~26500MHz (down 30dBc) / Chain 1

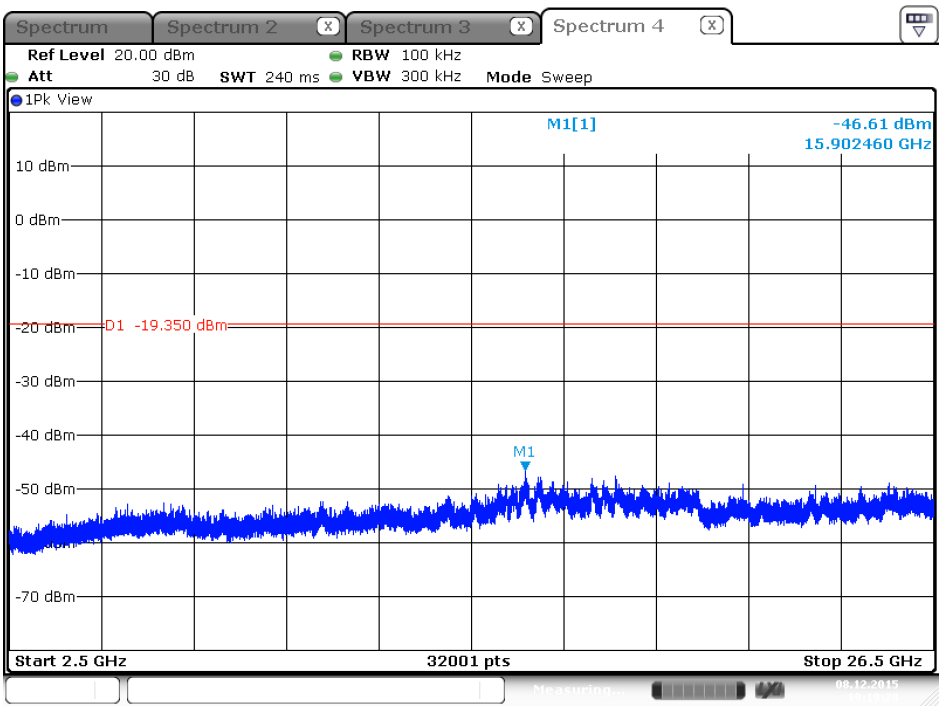


Date: 8.DEC.2015 19:19:28

## Plot on Configuration IEEE 802.11g / 2462 MHz / 30MHz~2400MHz (down 30dBc) / Chain 1

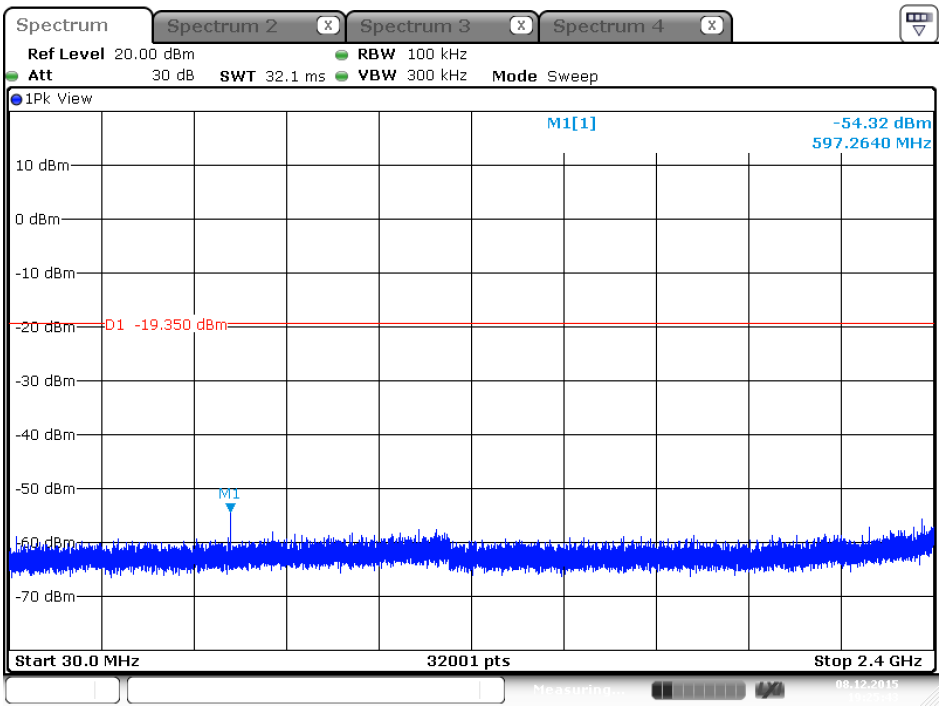


Date: 8.DEC.2015 19:25:43

## Plot on Configuration IEEE 802.11g / 2462 MHz / 2390MHz~2400MHz (down 30dBc) / Chain 1

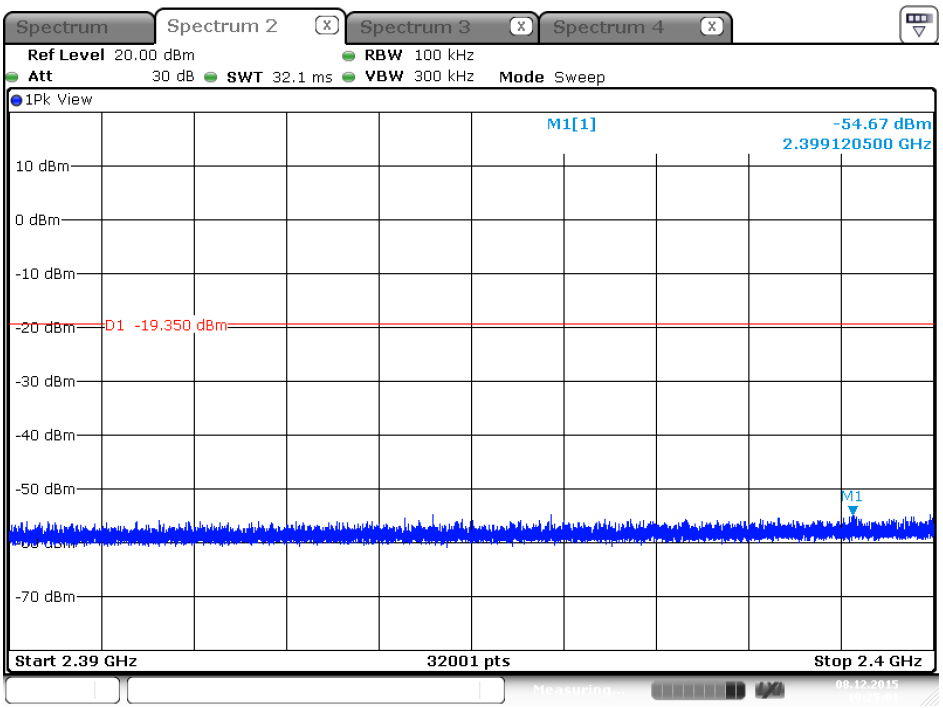


Date: 8.DEC.2015 19:25:01

## Plot on Configuration IEEE 802.11g / 2462 MHz / 2483.5MHz~2500MHz (down 30dBc) / Chain 1

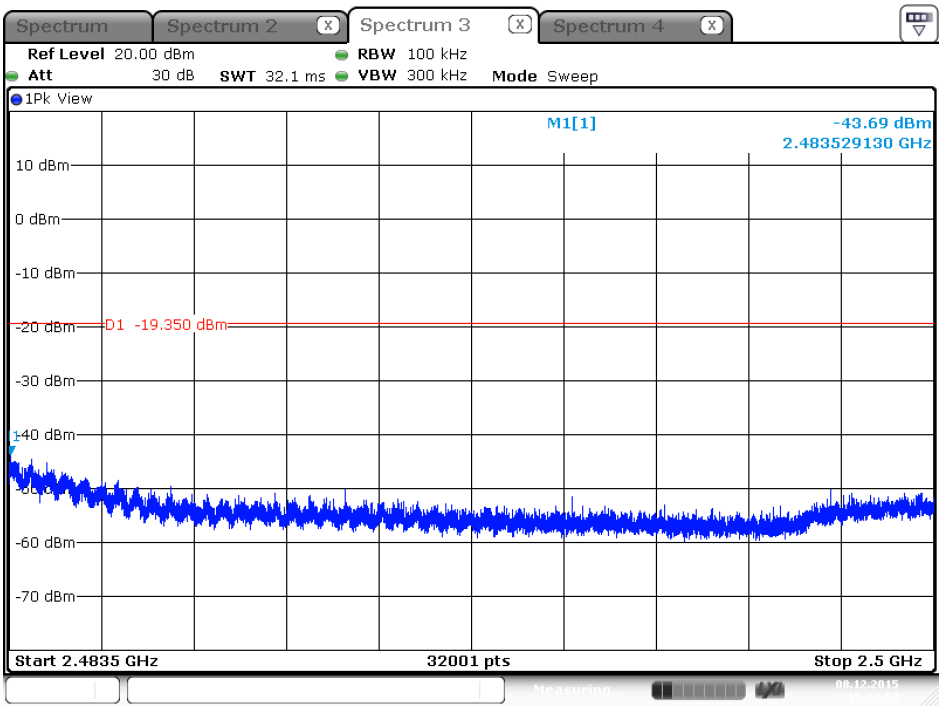


Date: 8.DEC.2015 19:23:53

## Plot on Configuration IEEE 802.11g / 2462 MHz / 2500MHz~26500MHz (down 30dBc) / Chain 1

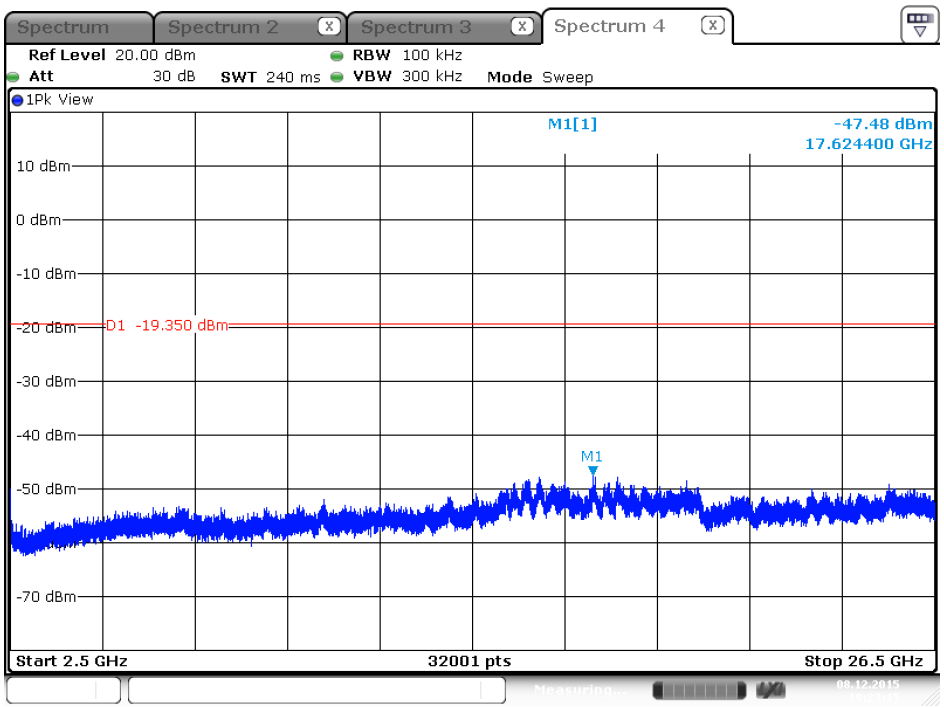


Date: 8.DEC.2015 19:23:15

## Plot on Configuration IEEE 802.11n MCS0 HT20 / Reference Level / Chain 1

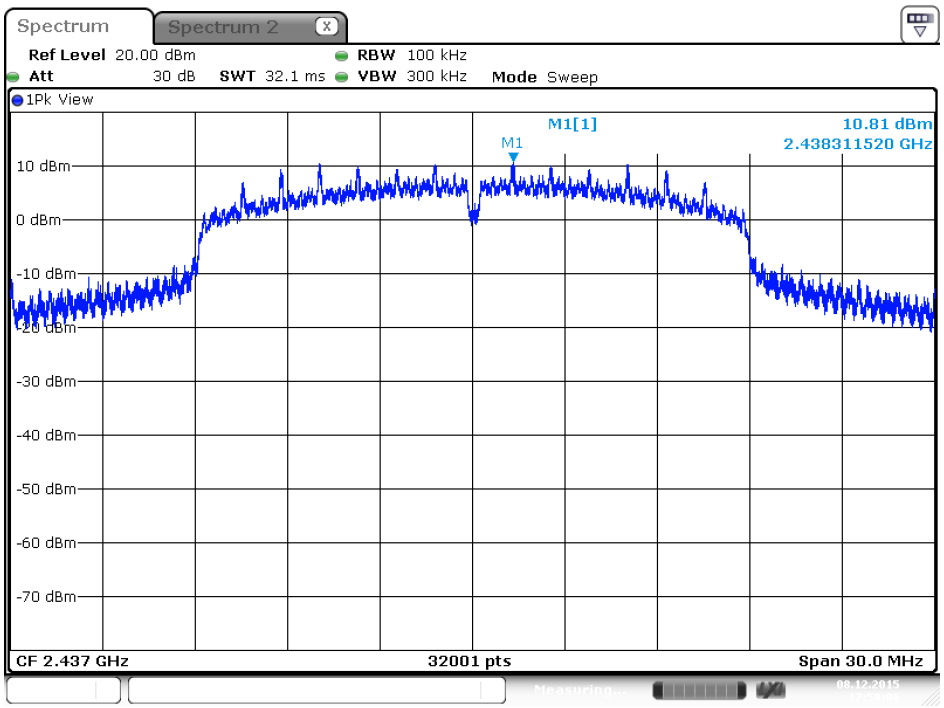


Date: 8.DEC.2015 17:58:06

## Plot on Configuration IEEE 802.11n MCS0 HT20 / 2412 MHz / 30MHz~2400MHz (down 30dBc) / Chain 1

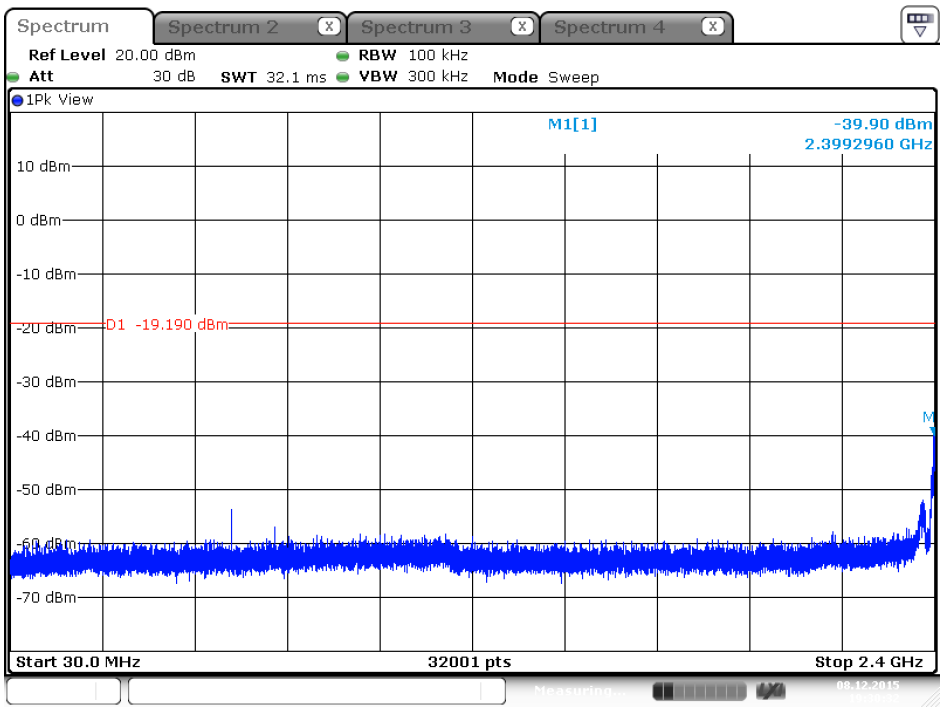


Date: 8.DEC.2015 19:30:32

**Plot on Configuration IEEE 802.11802.11n MCS0 HT20 / 2412 MHz / 2390MHz~2400MHz (down 30dBc) / Chain 1**

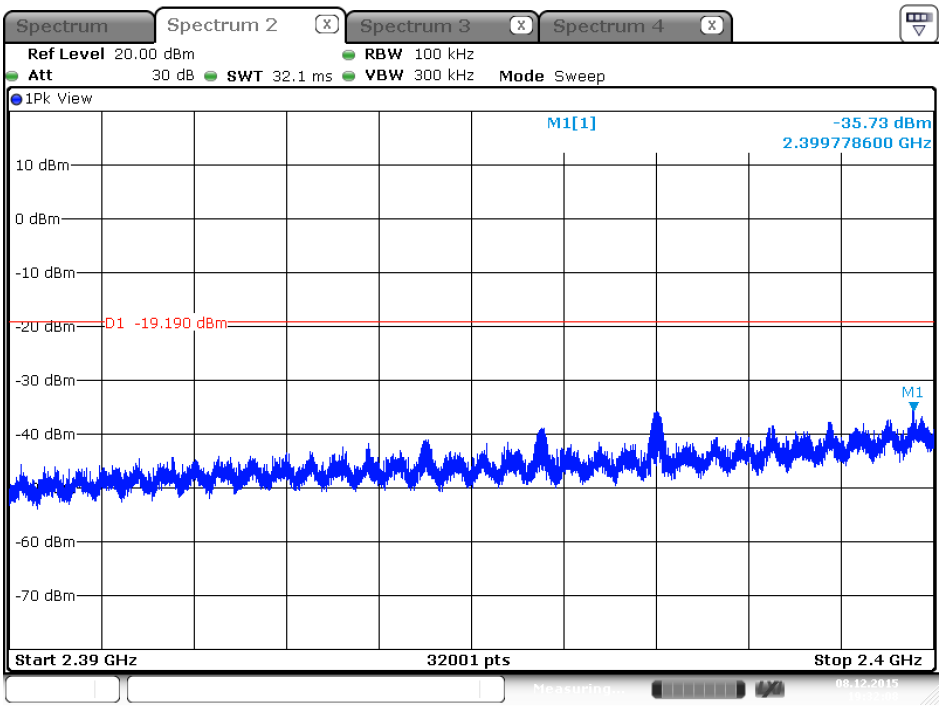


Date: 8.DEC.2015 19:32:08

**Plot on Configuration IEEE 802.11n MCS0 HT20 / 2412 MHz / 2483.5MHz~2500MHz (down 30dBc) / Chain 1**

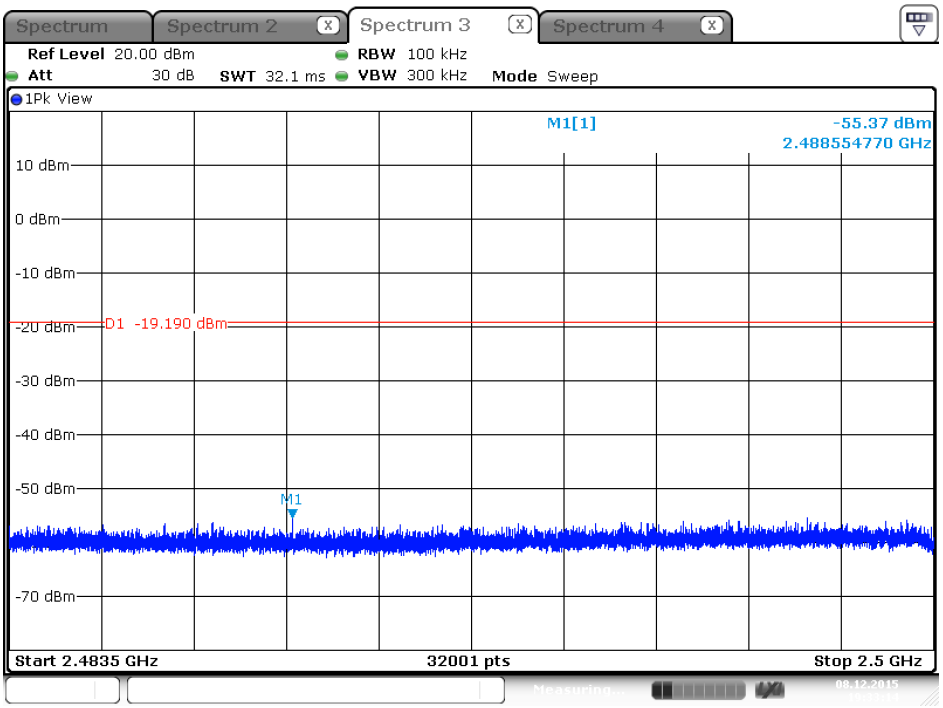


Date: 8.DEC.2015 19:33:14

Plot on Configuration IEEE 802.11n MCS0 HT20 / 2412 MHz / 2500MHz~26500MHz (down 30dBc) / Chain 1

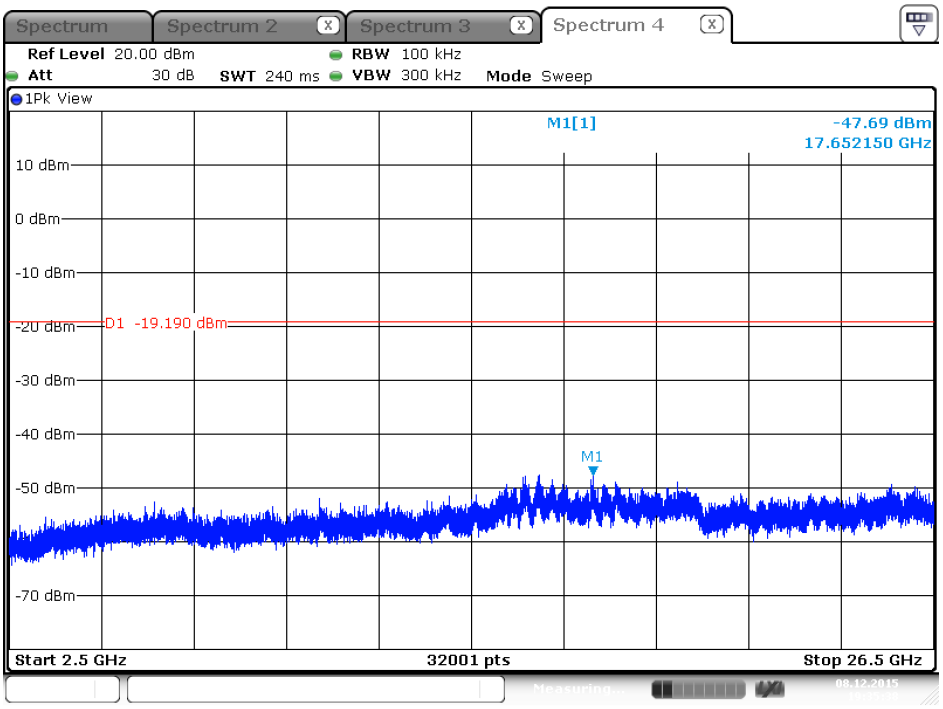


Date: 8.DEC.2015 19:35:39

Plot on Configuration IEEE 802.11n MCS0 HT20 / 2462 MHz / 30MHz~2400MHz (down 30dBc) / Chain 1

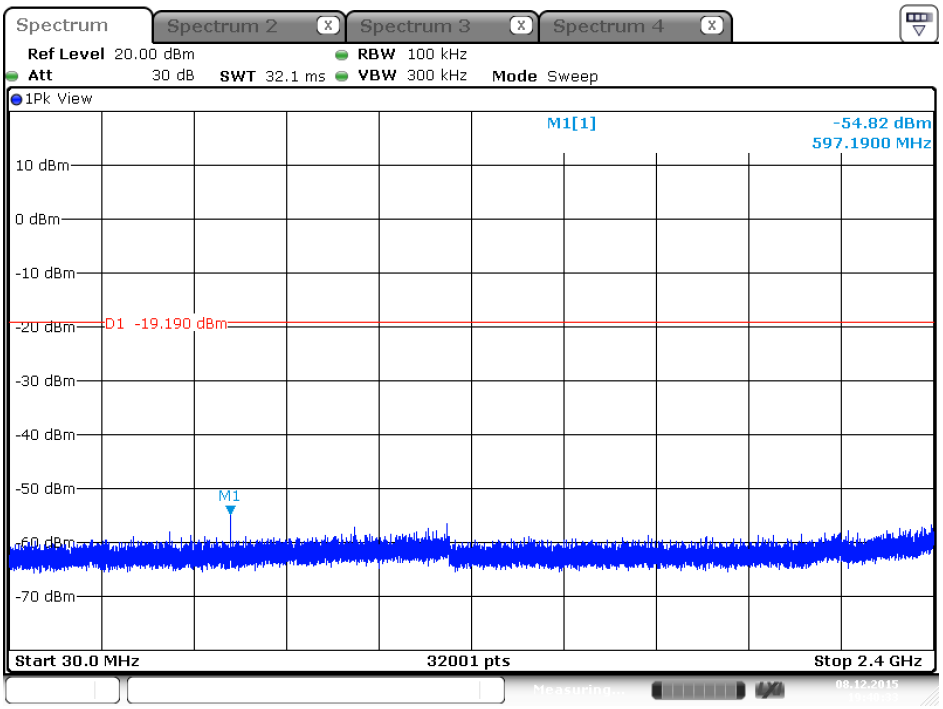


Date: 8.DEC.2015 19:40:33

## Plot on Configuration IEEE 802.11n MCS0 HT20 / 2462 MHz / 2390MHz~2400MHz (down 30dBc) / Chain 1

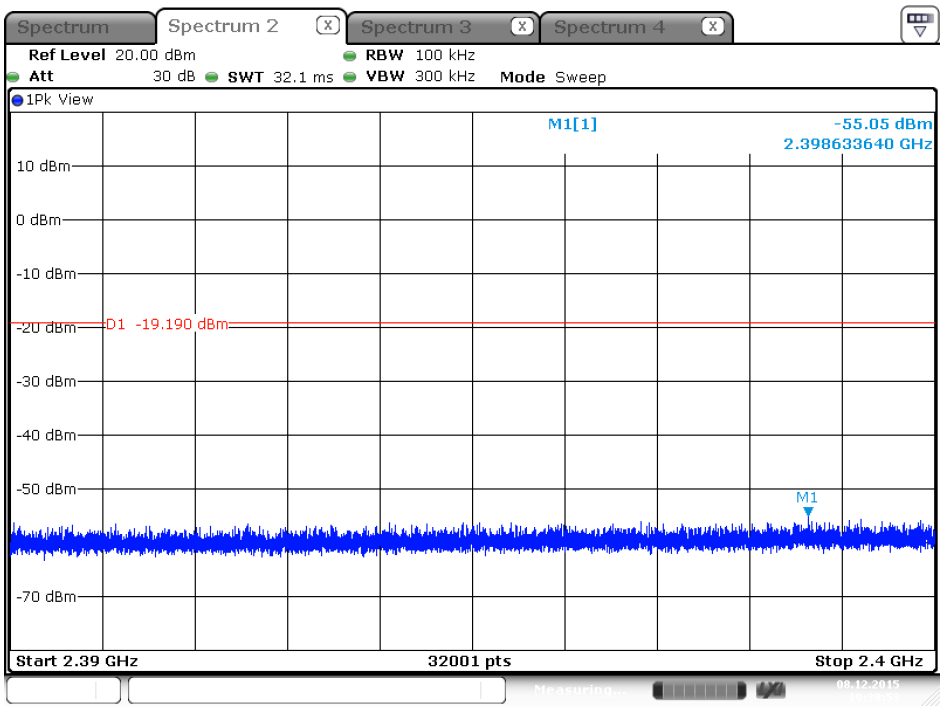


Date: 8.DEC.2015 19:39:52

## Plot on Configuration IEEE 802.11n MCS0 HT20 / 2462 MHz / 2483.5MHz~2500MHz (down 30dBc) / Chain 1

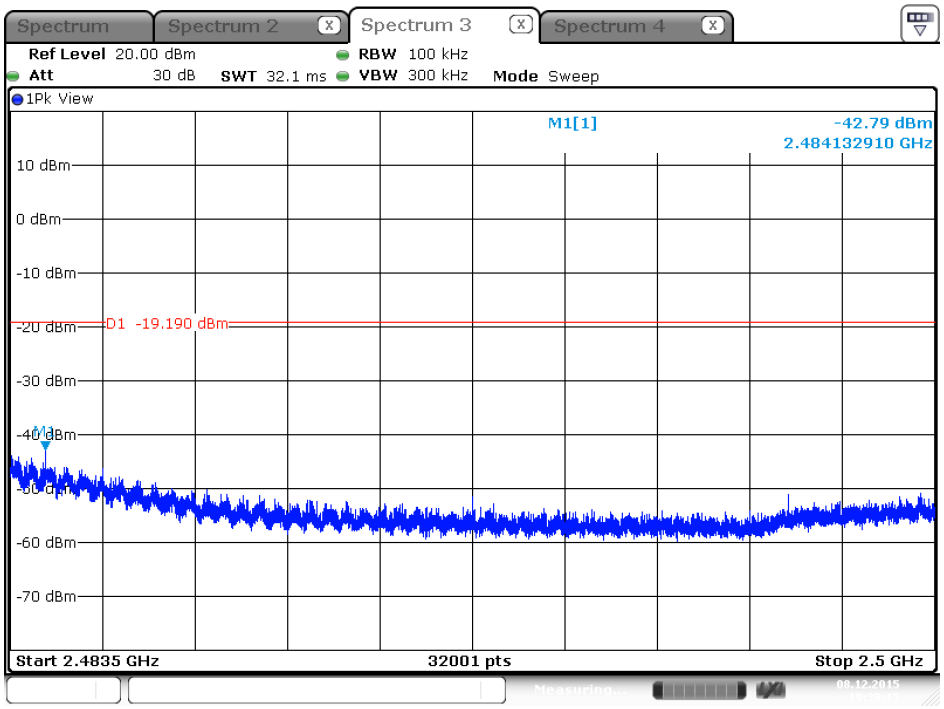


Date: 8.DEC.2015 19:39:15

**Plot on Configuration IEEE 802.11n MCS0 HT20 / 2462 MHz / 2500MHz~26500MHz (down 30dBc) / Chain 1**

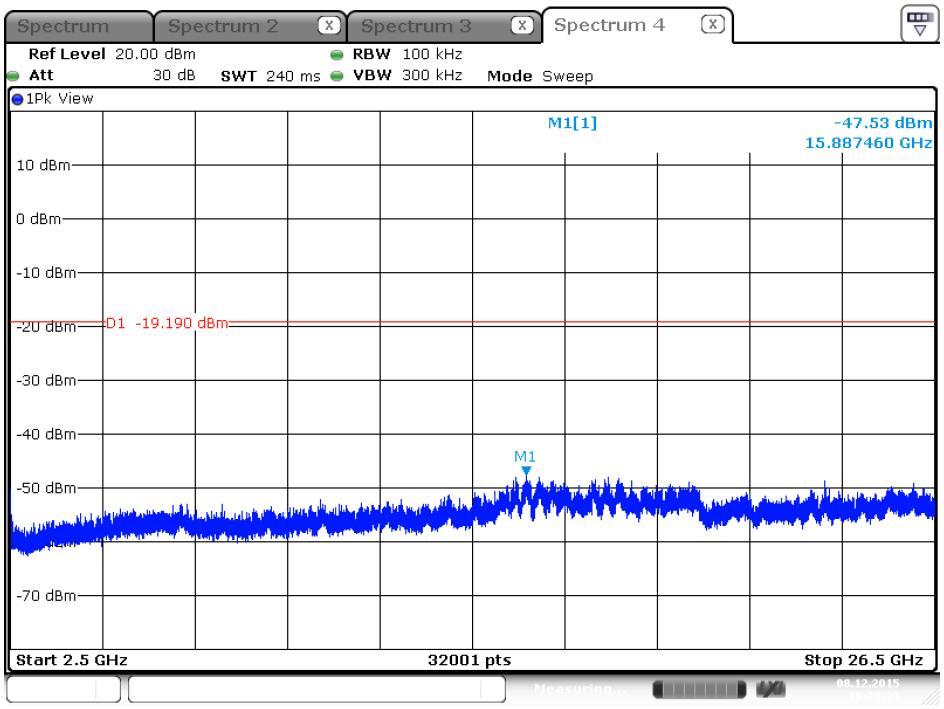


Date: 8.DEC.2015 19:38:34

## Plot on Configuration IEEE 802.11n MCS0 HT40 / Reference Level / Chain 1

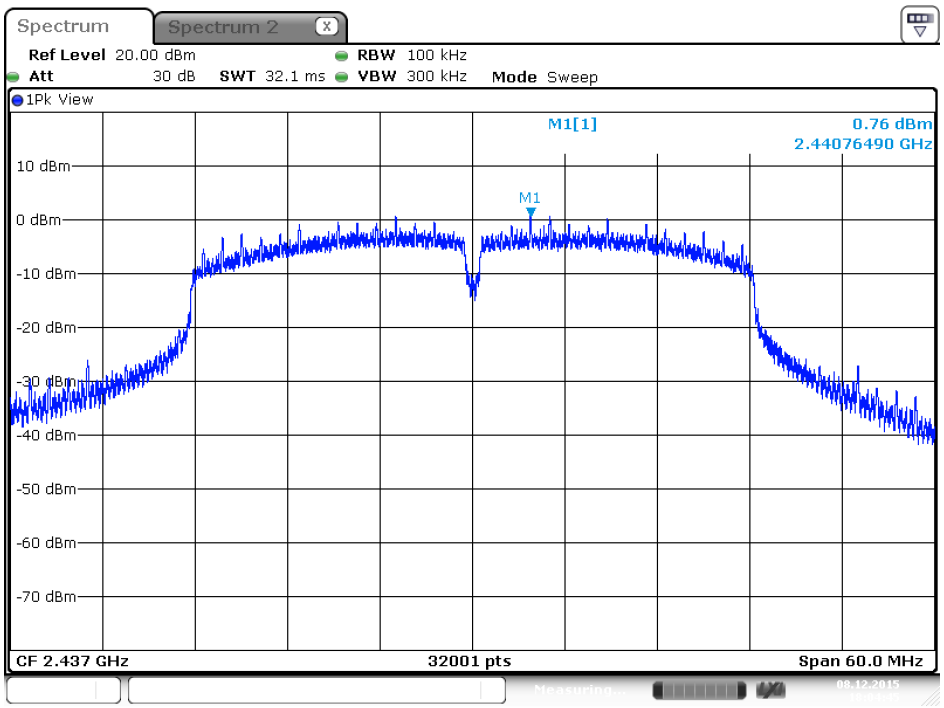


Date: 8.DEC.2015 18:04:45

## Plot on Configuration IEEE 802.11n MCS0 HT40 / 2422 MHz / 30MHz~2400MHz (down 30dBc) / Chain 1

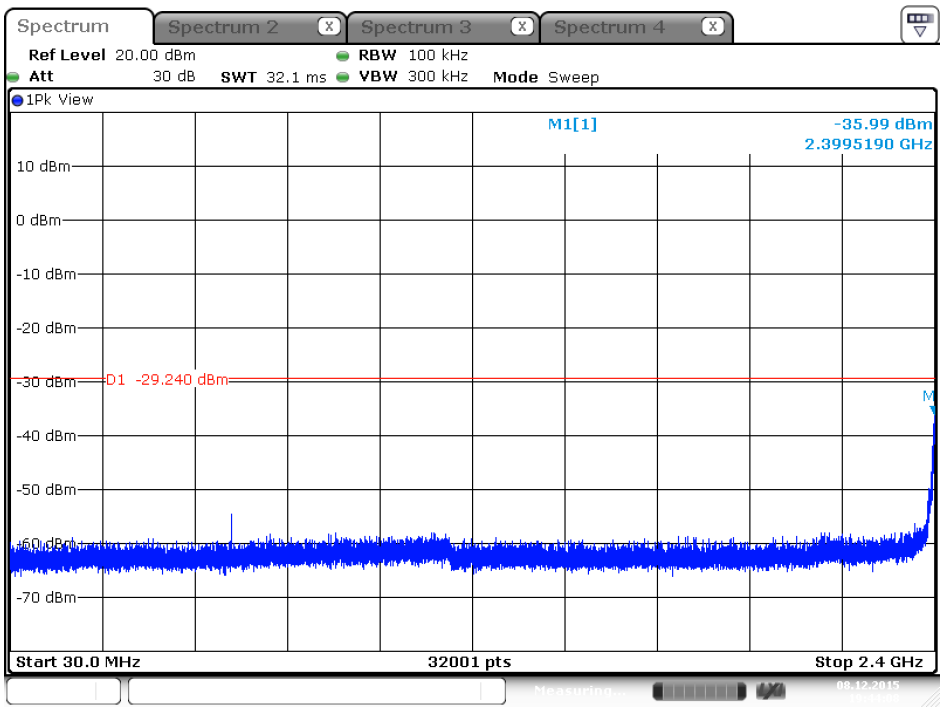


Date: 8.DEC.2015 19:44:08

Plot on Configuration IEEE 802.11n MCS0 HT40 / 2422 MHz / 2390MHz~2400MHz (down 30dBc) / Chain 1

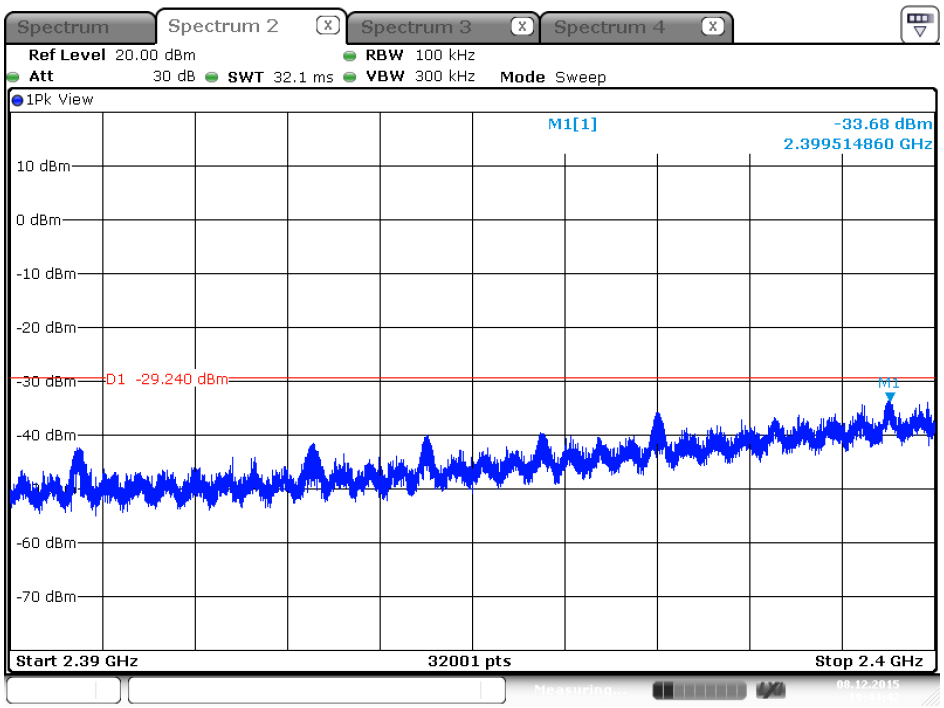


Date: 8.DEC.2015 19:44:42

Plot on Configuration IEEE 802.11n MCS0 HT40 / 2422 MHz / 2483.5MHz~2500MHz (down 30dBc) / Chain 1

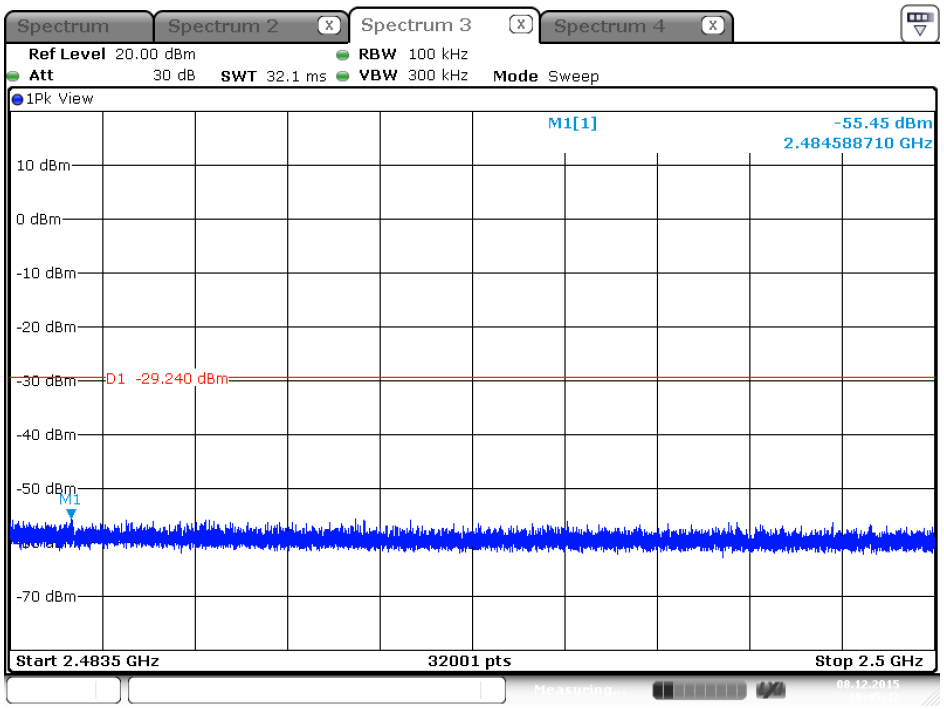


Date: 8.DEC.2015 19:45:42

Plot on Configuration IEEE 802.11n MCS0 HT40 / 2422 MHz / 2500MHz~26500MHz (down 30dBc) / Chain 1

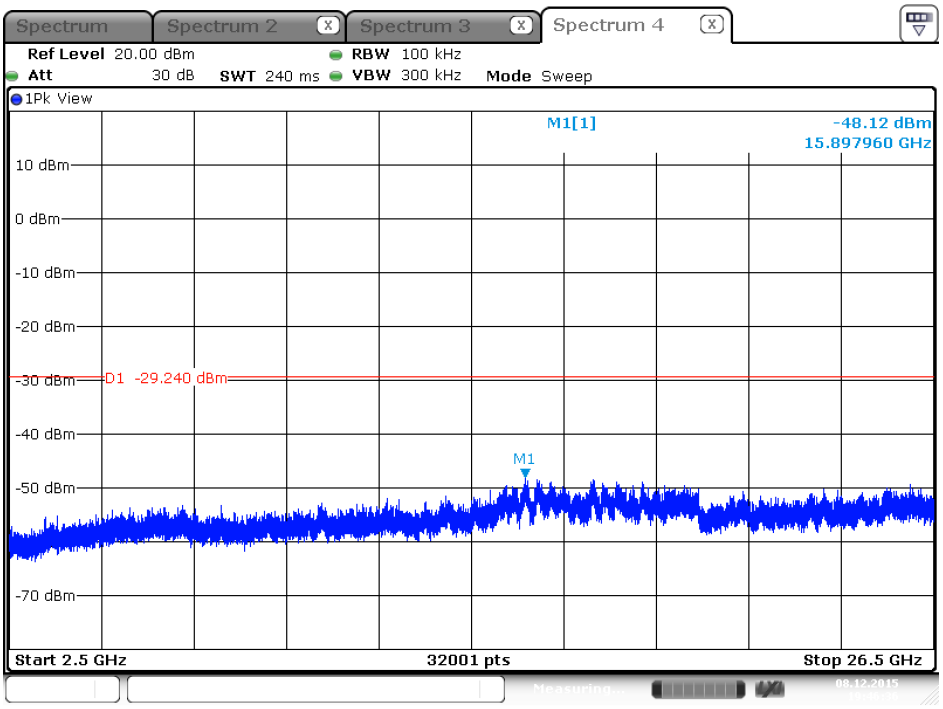


Date: 8.DEC.2015 19:46:36

Plot on Configuration IEEE 802.11n MCS0 HT40 / 2452 MHz / 30MHz~2400MHz (down 30dBc) / Chain 1

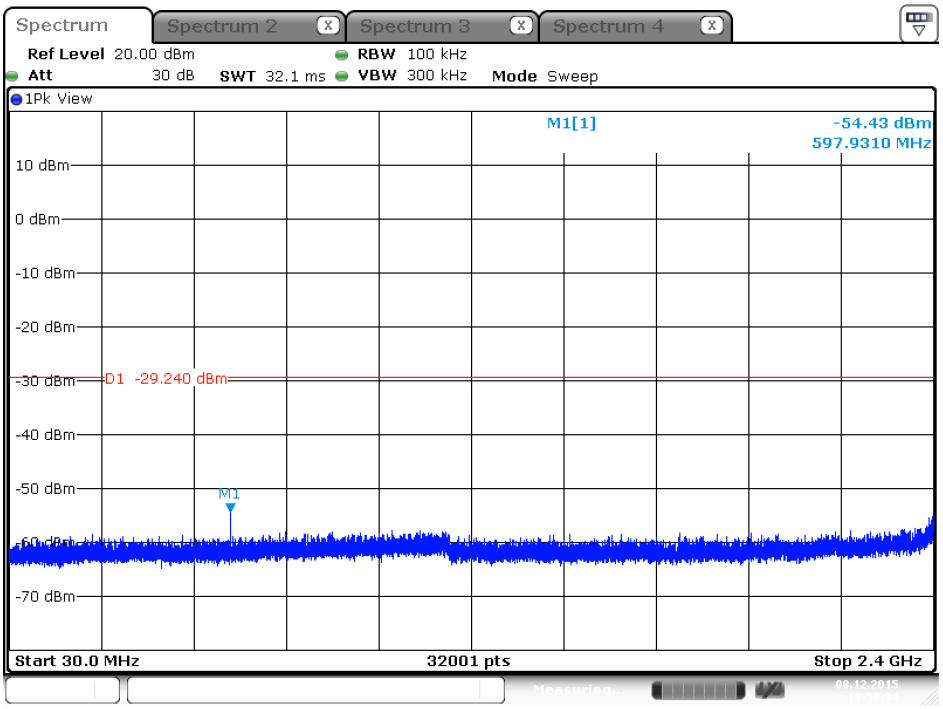


Date: 8.DEC.2015 19:50:35

Plot on Configuration IEEE 802.11n MCS0 HT40 / 2452 MHz / 2390MHz~2400MHz (down 30dBc) / Chain 1

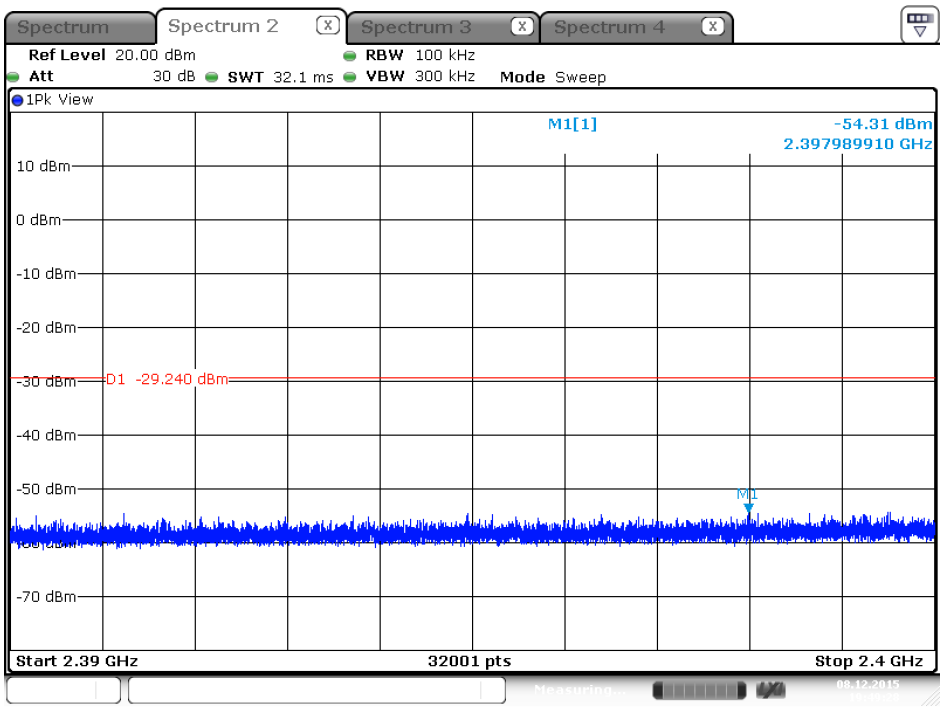


Date: 8.DEC.2015 19:49:28

Plot on Configuration IEEE 802.11n MCS0 HT40 / 2452 MHz / 2483.5MHz~2500MHz (down 30dBc) / Chain 1

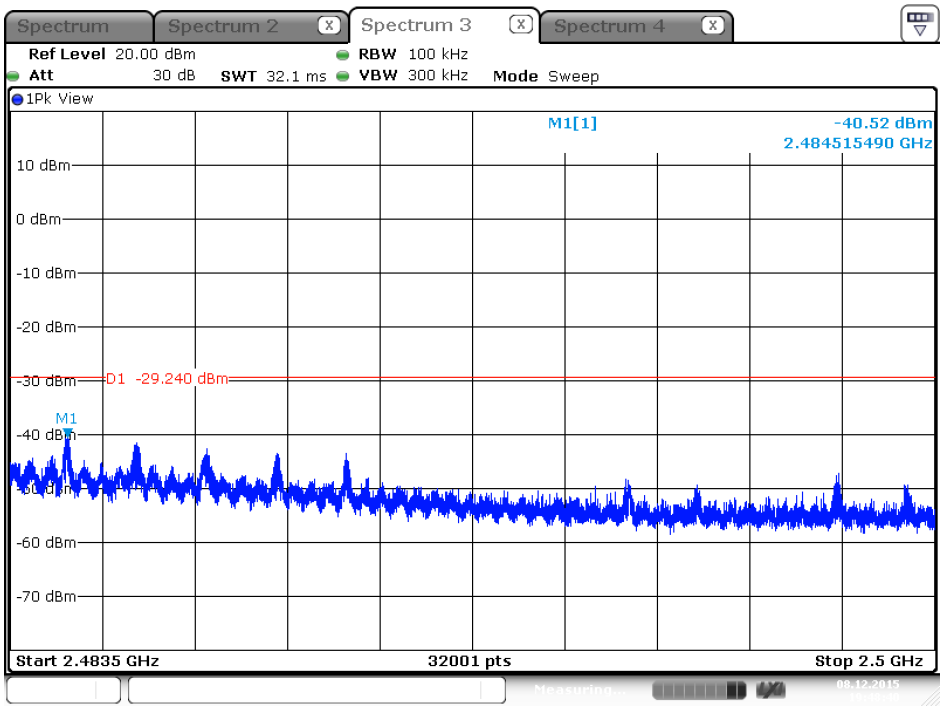


Date: 8.DEC.2015 19:48:40

**Plot on Configuration IEEE 802.11n MCS0 HT40 / 2452 MHz / 2500MHz~26500MHz (down 30dBc) / Chain 1**

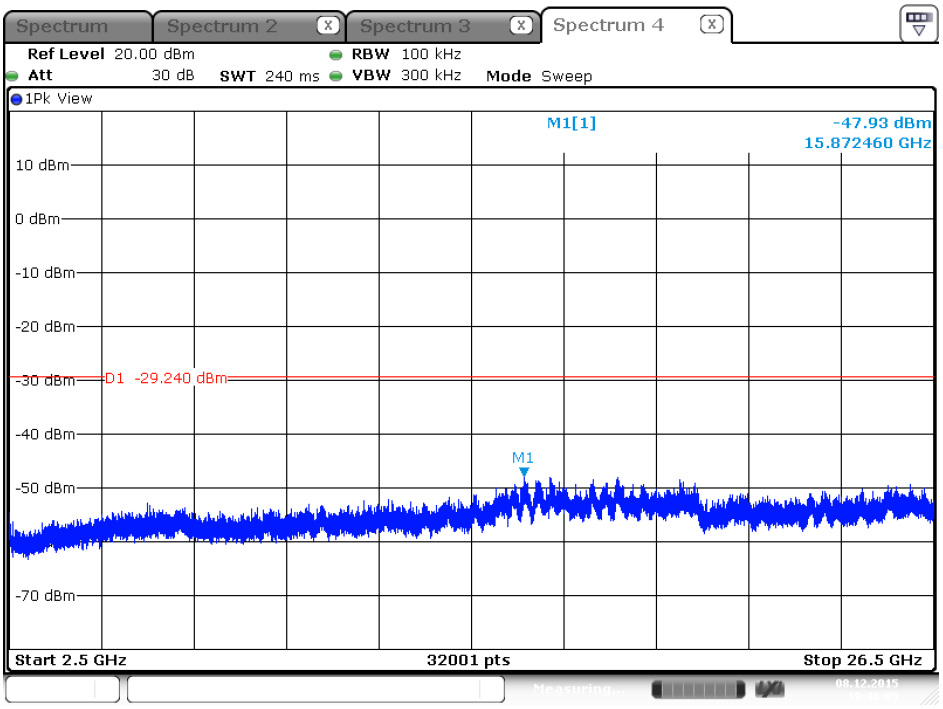


Date: 8.DEC.2015 19:48:05

## Plot on Configuration IEEE 802.11b / Reference Level / Chain 2

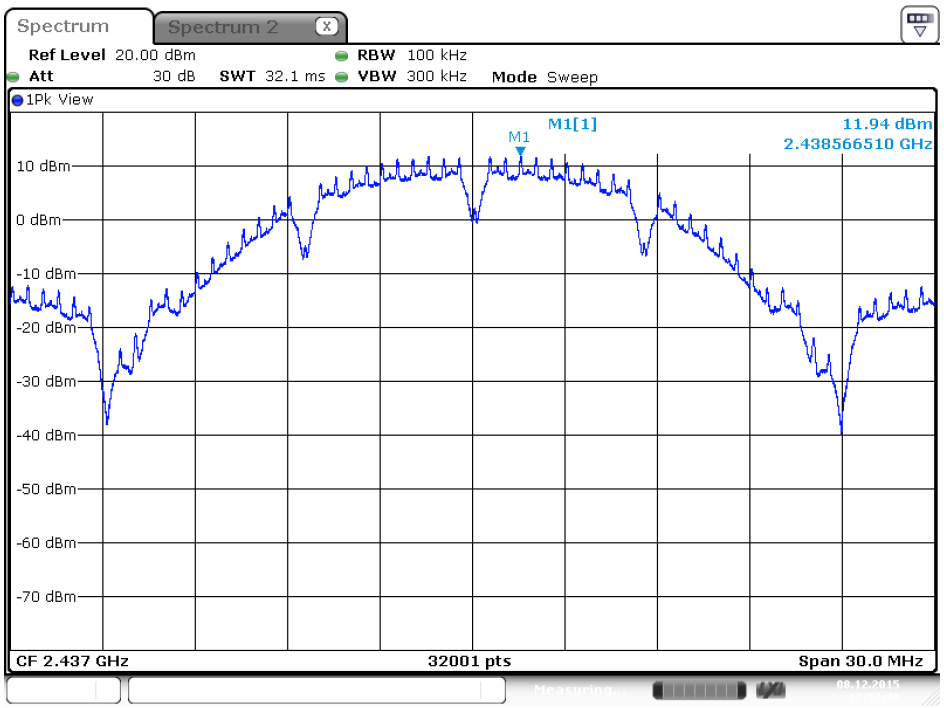


Date: 8.DEC.2015 17:52:40

## Plot on Configuration IEEE 802.11b / 2412 MHz / 30MHz~2400MHz (down 30dBc) / Chain 2

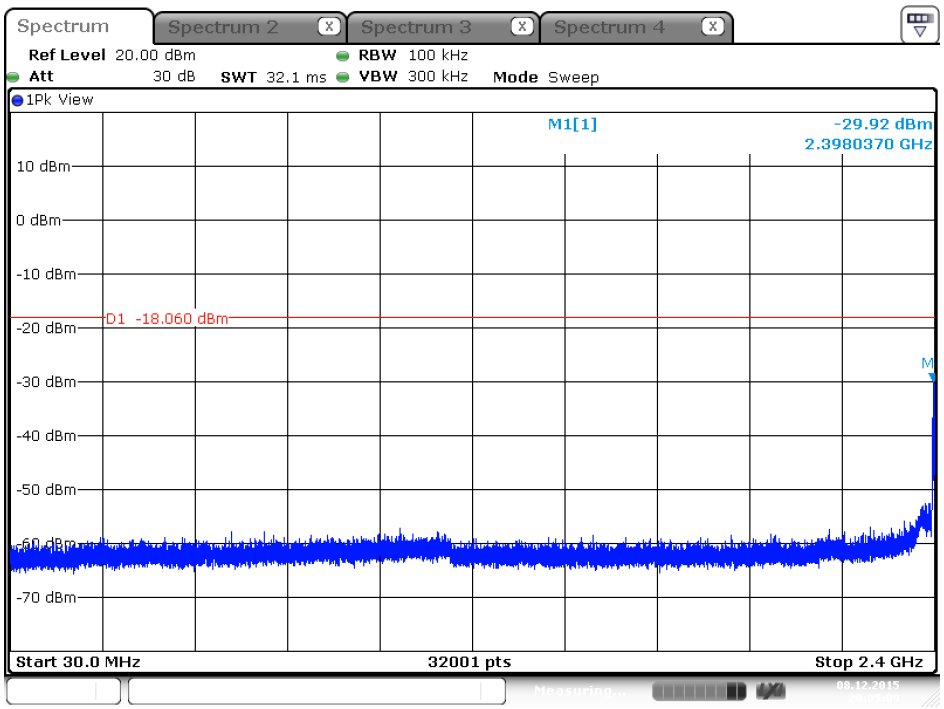


Date: 8.DEC.2015 20:05:08

## Plot on Configuration IEEE 802.11b / 2412 MHz / 2390MHz~2400MHz (down 30dBc) / Chain 2

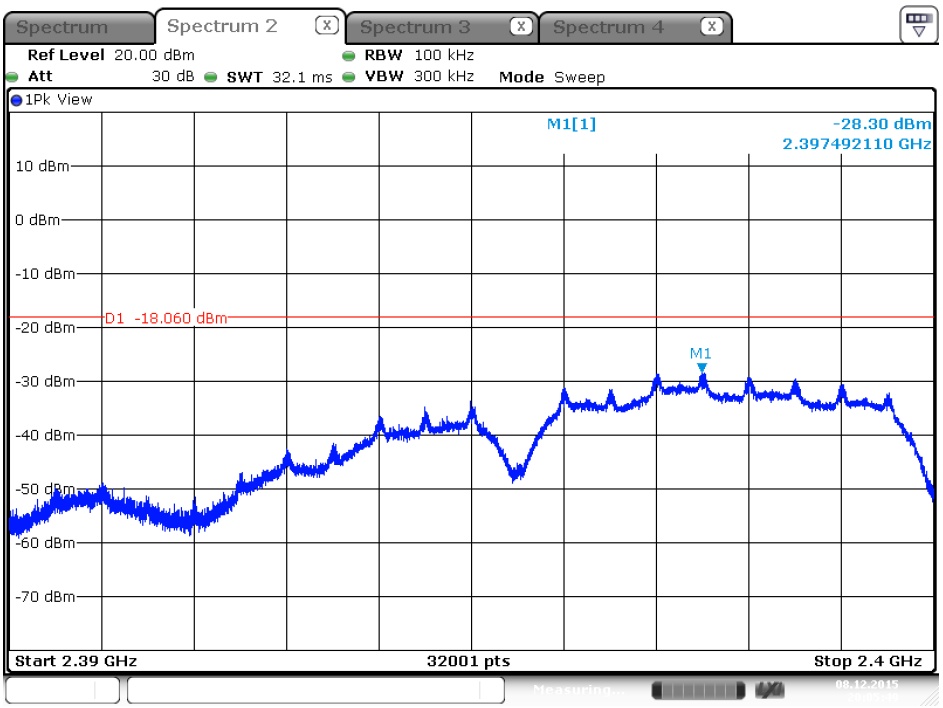


Date: 8.DEC.2015 20:05:49

## Plot on Configuration IEEE 802.11b / 2412 MHz / 2483.5MHz~2500MHz (down 30dBc) / Chain 2

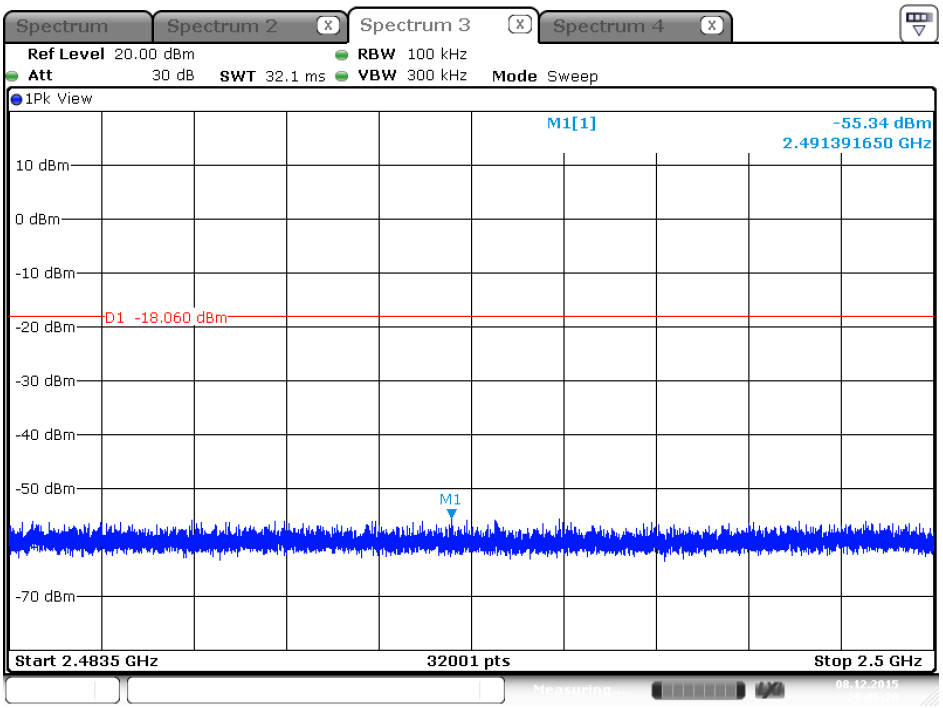


Date: 8.DEC.2015 20:06:20

## Plot on Configuration IEEE 802.11b / 2412 MHz / 2500MHz~26500MHz (down 30dBc) / Chain 2

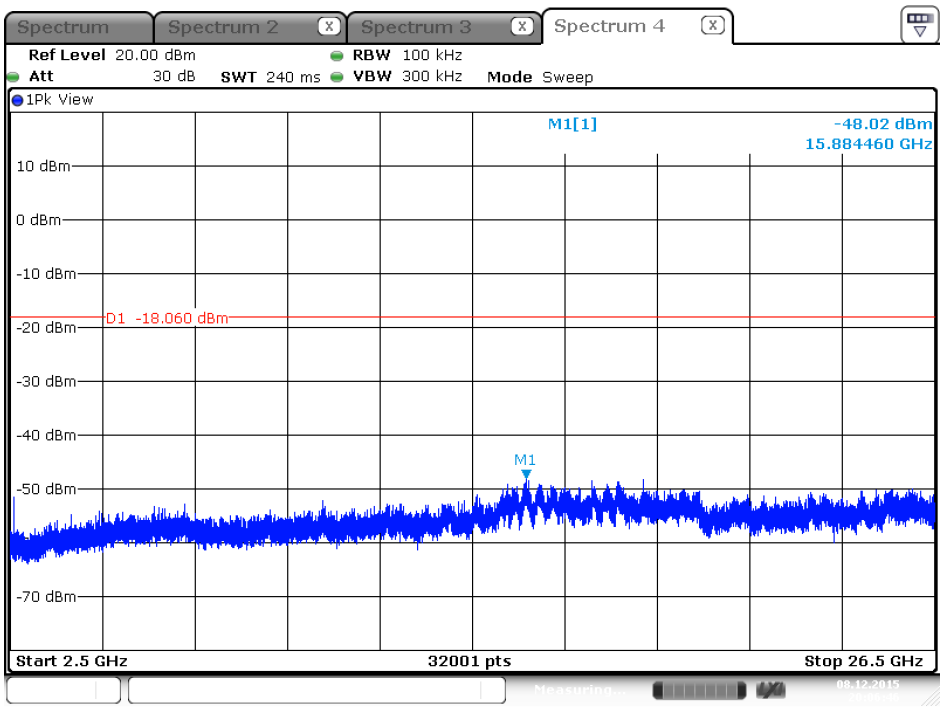


Date: 8.DEC.2015 20:06:46

## Plot on Configuration IEEE 802.11b / CH 2462 MHz / 30MHz~2400MHz (down 30dBc) / Chain 2

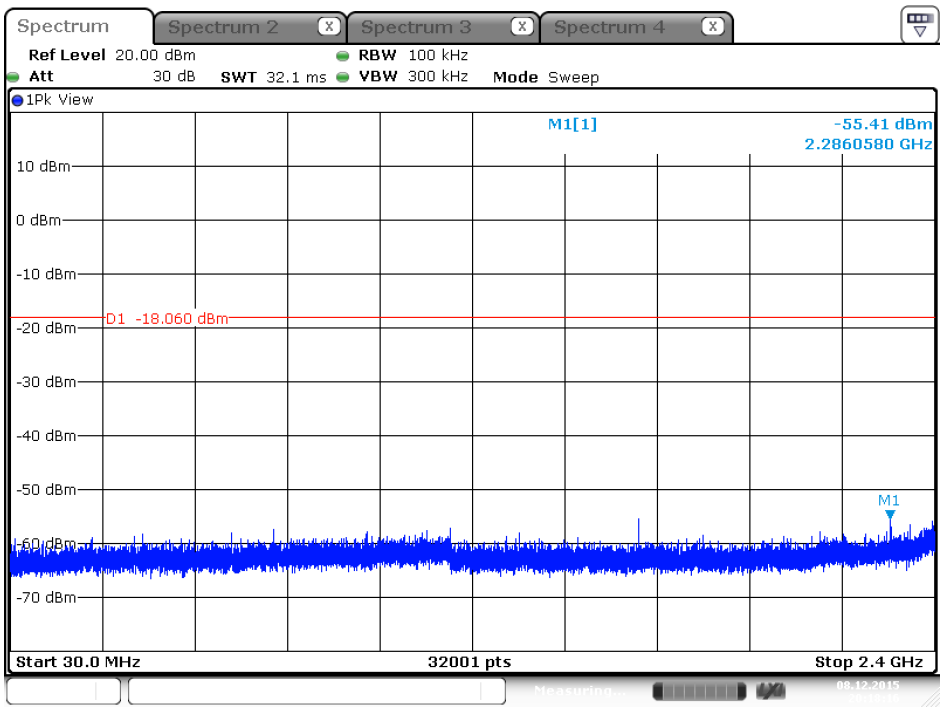


Date: 8.DEC.2015 20:18:15

## Plot on Configuration IEEE 802.11b / 2462 MHz / 2390MHz~2400MHz (down 30dBc) / Chain 2

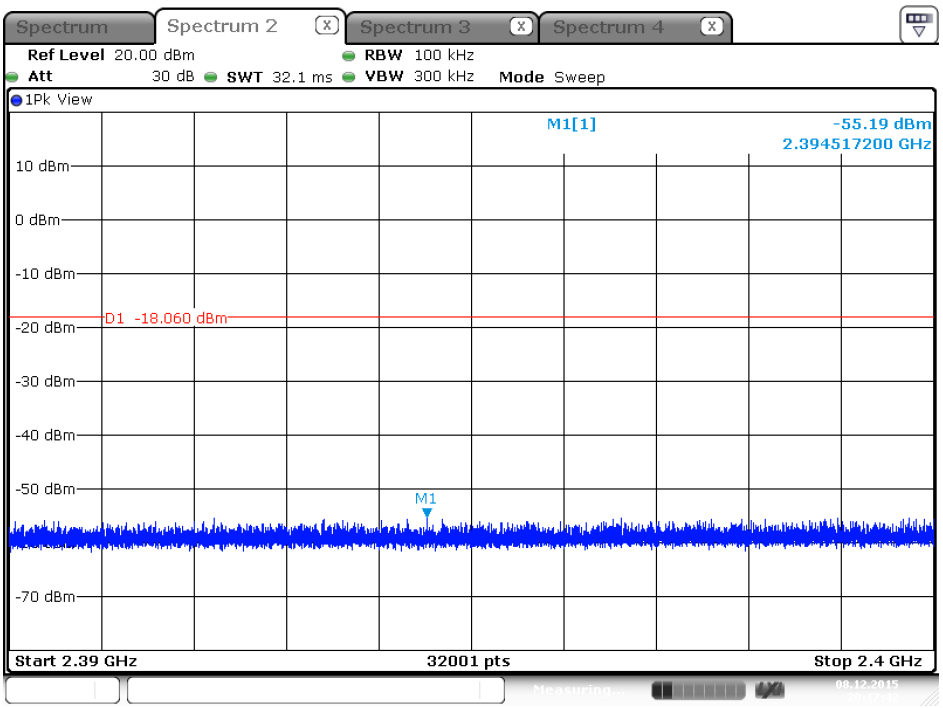


Date: 8.DEC.2015 20:17:42

## Plot on Configuration IEEE 802.11b / 2462 MHz / 2483.5MHz~2500MHz (down 30dBc) / Chain 2

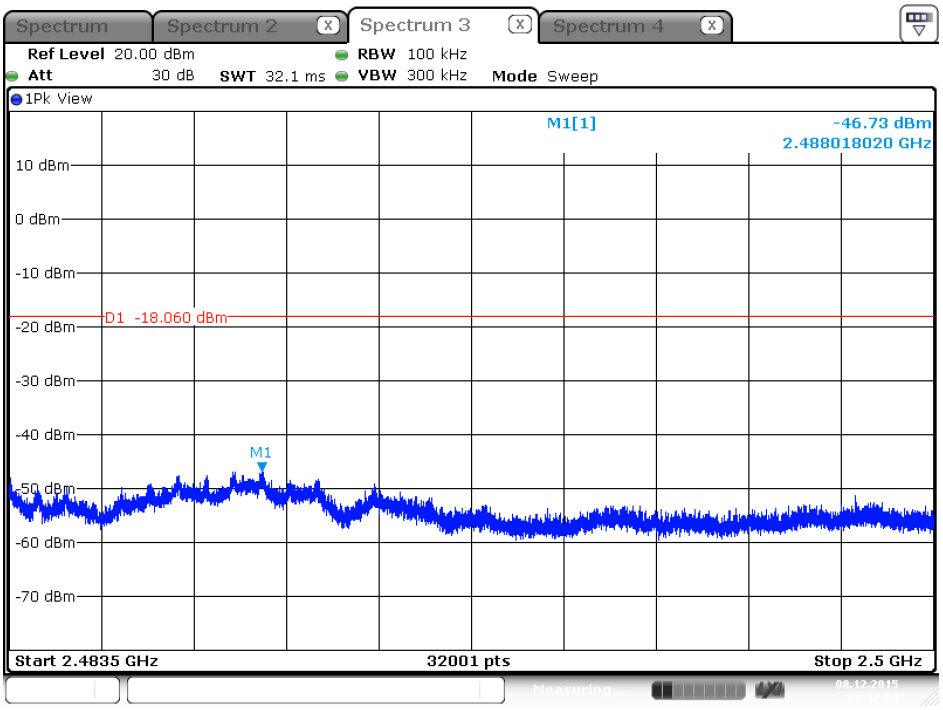


Date: 8.DEC.2015 20:17:01

## Plot on Configuration IEEE 802.11b / CH 2462 MHz / 2500MHz~26500MHz (down 30dBc) / Chain 2

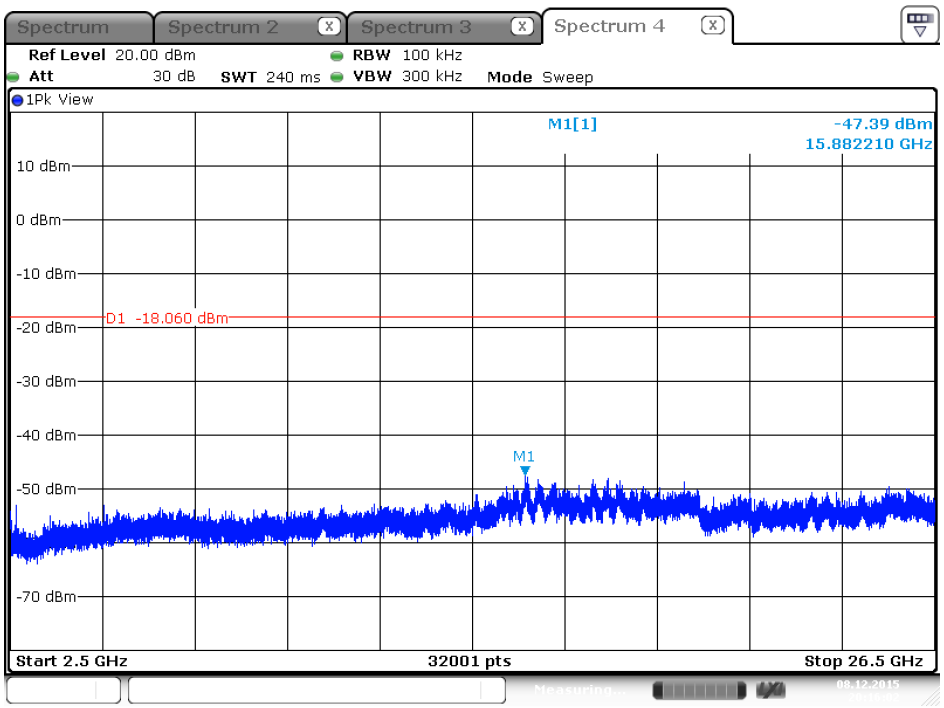


Date: 8.DEC.2015 20:16:02

## Plot on Configuration IEEE 802.11g / Reference Level / Chain 2

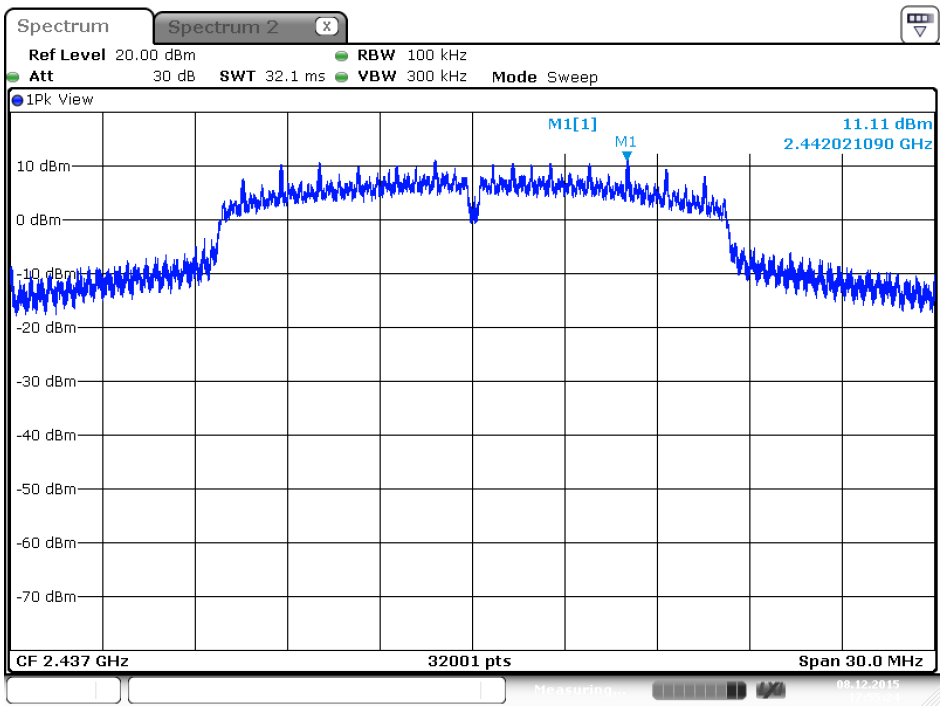


Date: 8.DEC.2015 17:55:24

## Plot on Configuration IEEE 802.11g / 2412 MHz / 30MHz~2400MHz (down 30dBc) / Chain 2

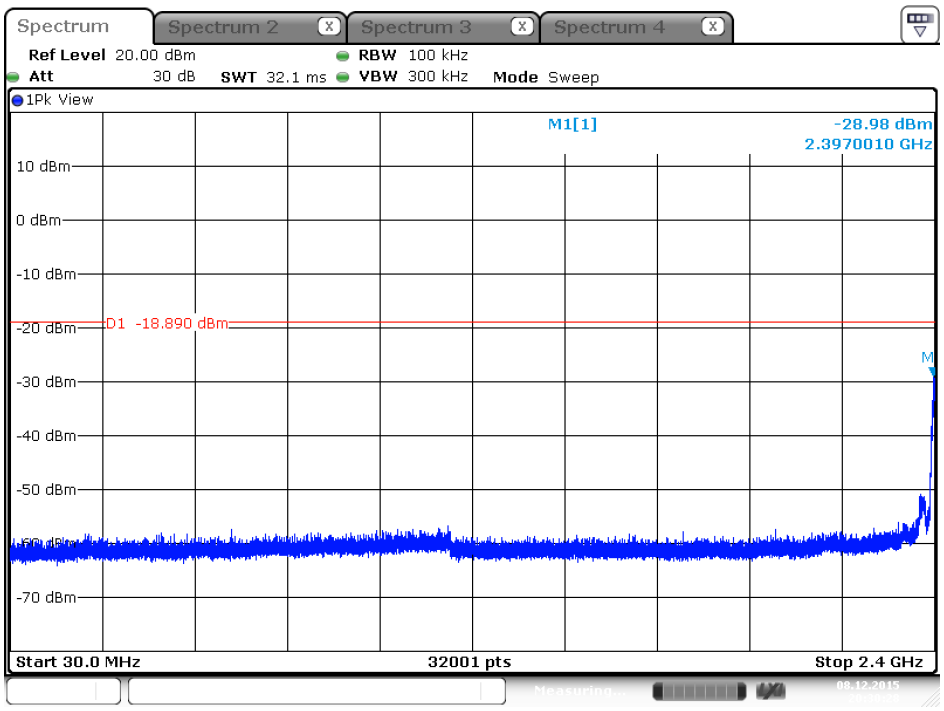


Date: 8.DEC.2015 20:30:28

## Plot on Configuration IEEE 802.11g / 2412 MHz / 2390MHz~2400MHz (down 30dBc) / Chain 2

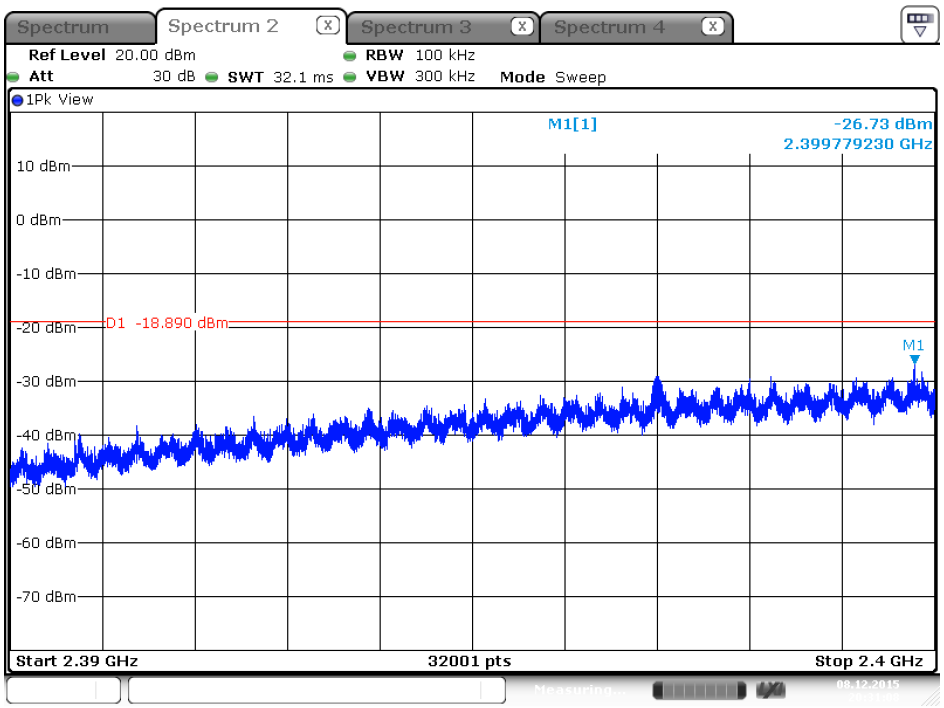


Date: 8.DEC.2015 20:31:08

## Plot on Configuration IEEE 802.11g / 2412 MHz / 2483.5MHz~2500MHz (down 30dBc) / Chain 2

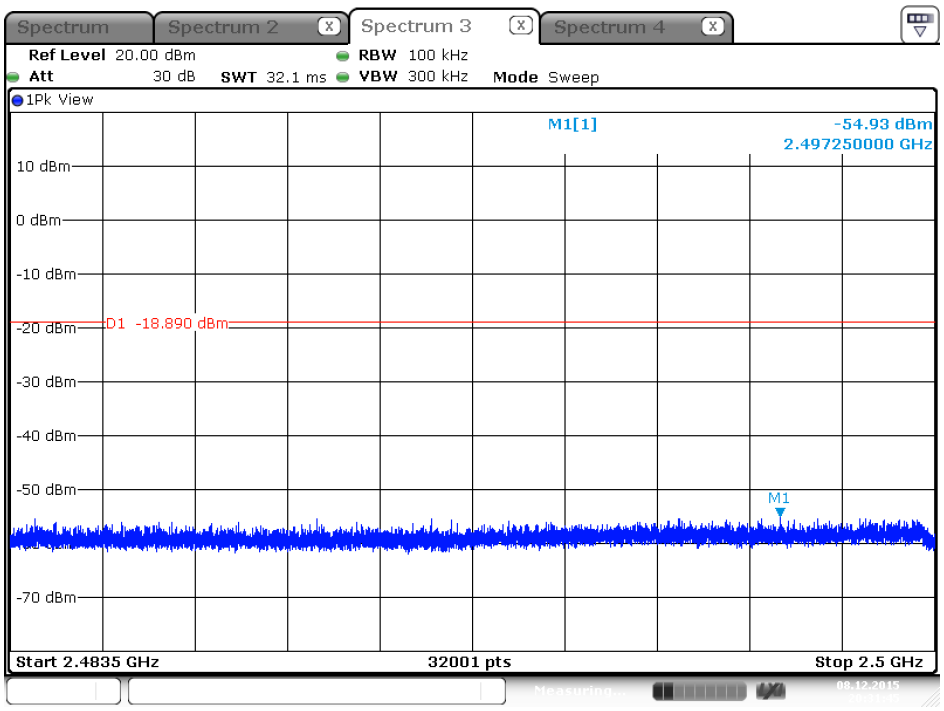


Date: 8.DEC.2015 20:31:45

## Plot on Configuration IEEE 802.11g / 2412 MHz / 2500MHz~26500MHz (down 30dBc) / Chain 2

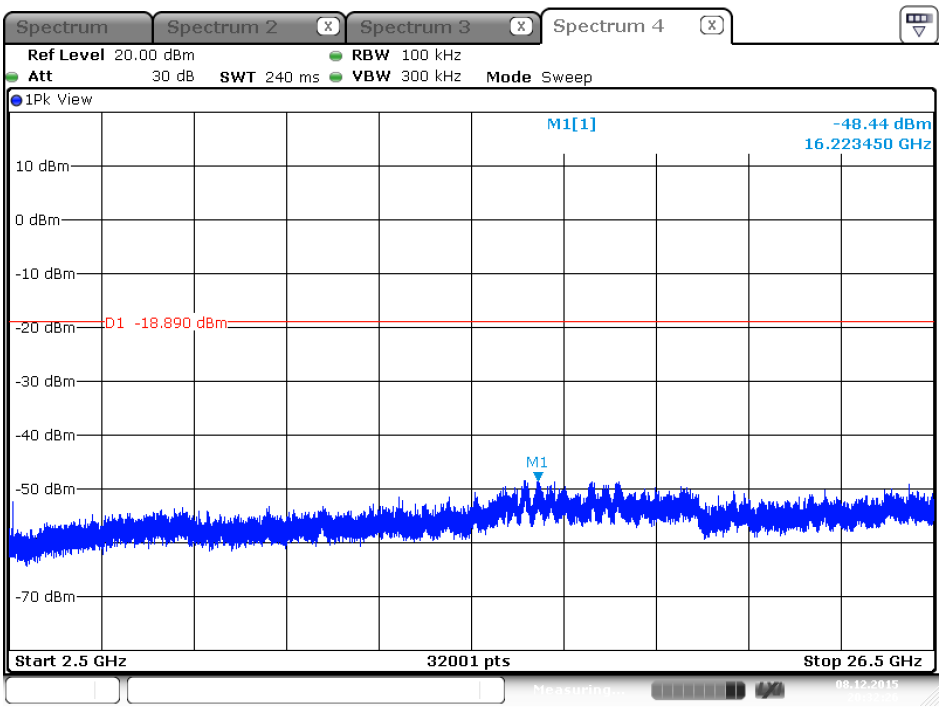


Date: 8.DEC.2015 20:32:27

## Plot on Configuration IEEE 802.11g / 2462 MHz / 30MHz~2400MHz (down 30dBc) / Chain 2

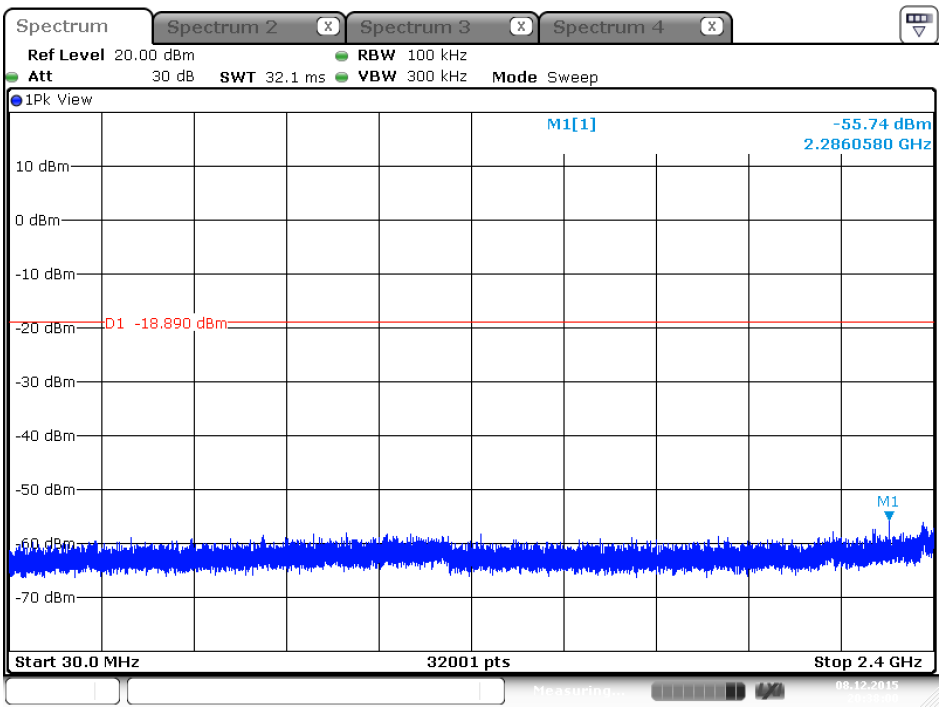


Date: 8.DEC.2015 20:38:00

## Plot on Configuration IEEE 802.11g / 2462 MHz / 2390MHz~2400MHz (down 30dBc) / Chain 2

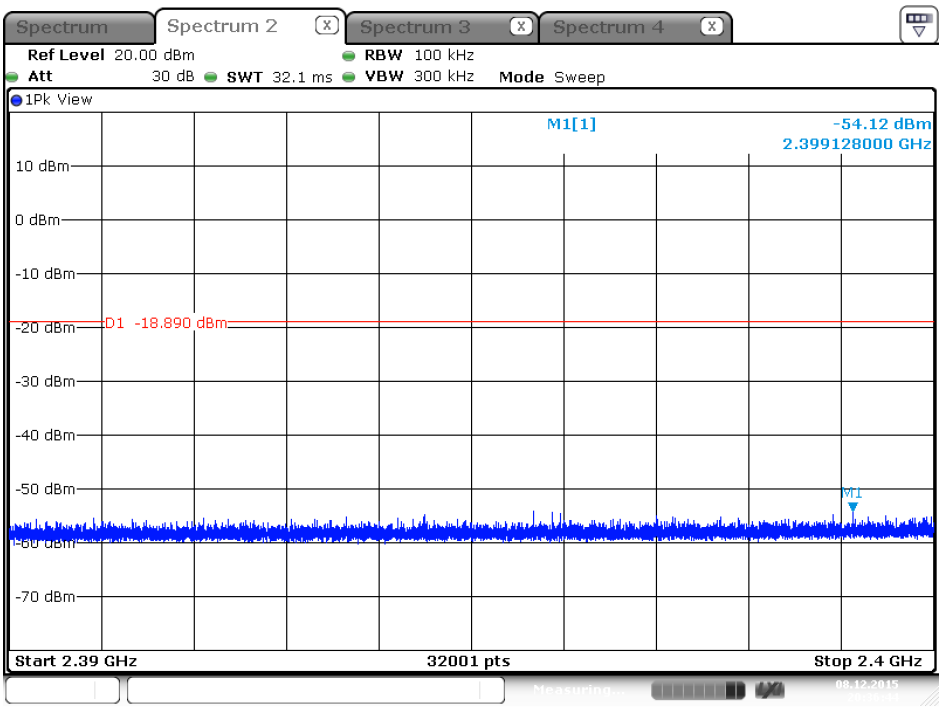


Date: 8.DEC.2015 20:36:43

## Plot on Configuration IEEE 802.11g / 2462 MHz / 2483.5MHz~2500MHz (down 30dBc) / Chain 2

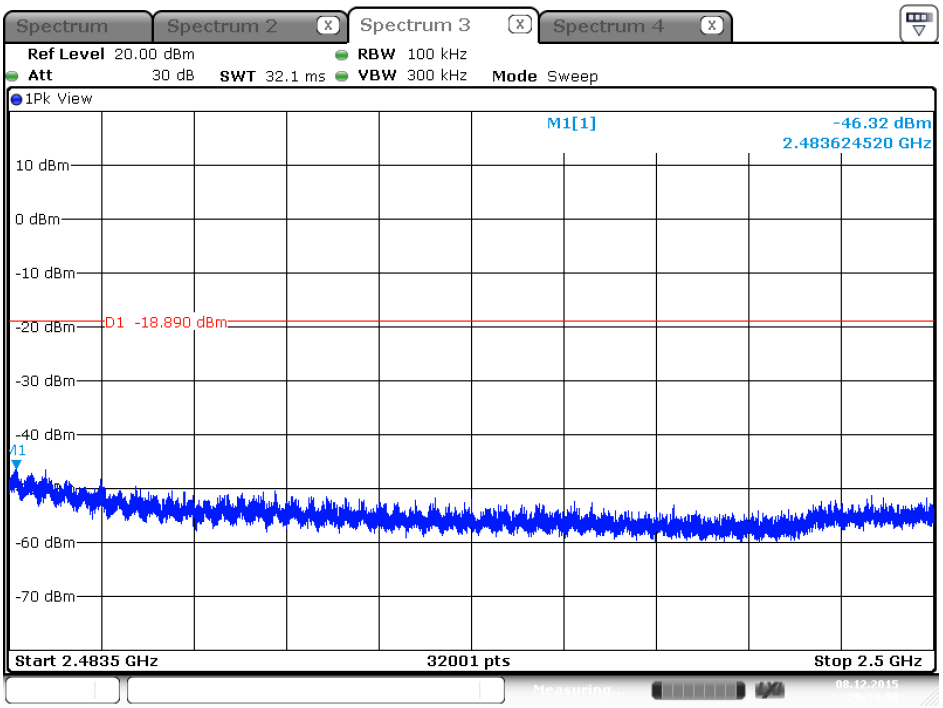


Date: 8.DEC.2015 20:34:59

## Plot on Configuration IEEE 802.11g / 2462 MHz / 2500MHz~26500MHz (down 30dBc) / Chain 2

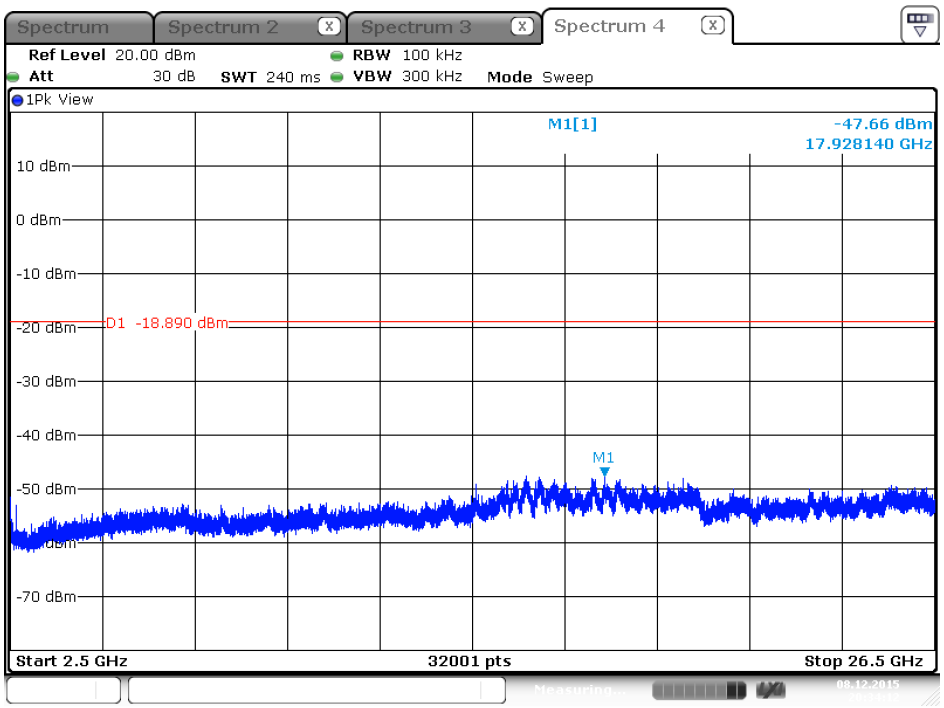


Date: 8.DEC.2015 20:34:12

## Plot on Configuration IEEE 802.11n MCS0 HT20 / Reference Level / Chain 2

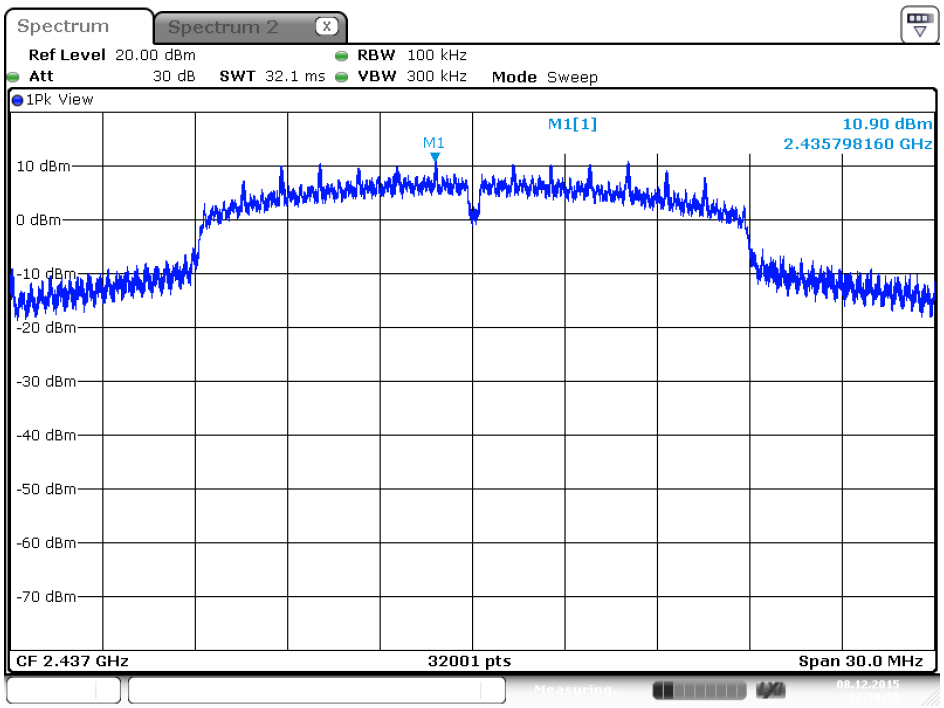


Date: 8.DEC.2015 17:59:55

## Plot on Configuration IEEE 802.11n MCS0 HT20 / 2412 MHz / 30MHz~2400MHz (down 30dBc) / Chain 2

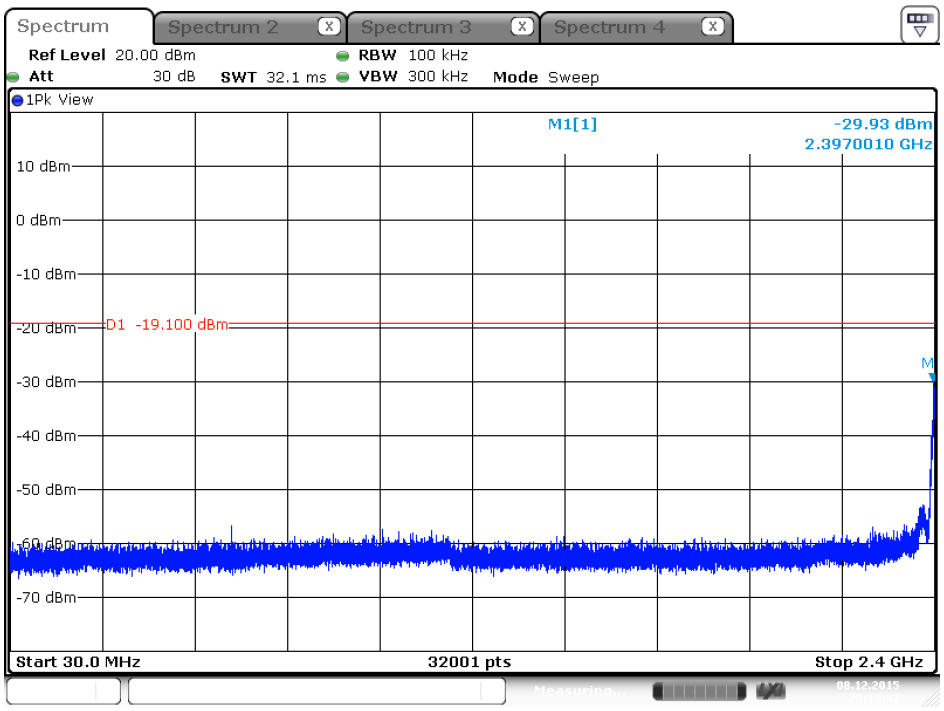


Date: 8.DEC.2015 20:39:32

**Plot on Configuration IEEE 802.11802.11n MCS0 HT20 / 2412 MHz / 2390MHz~2400MHz (down 30dBc) / Chain 2**

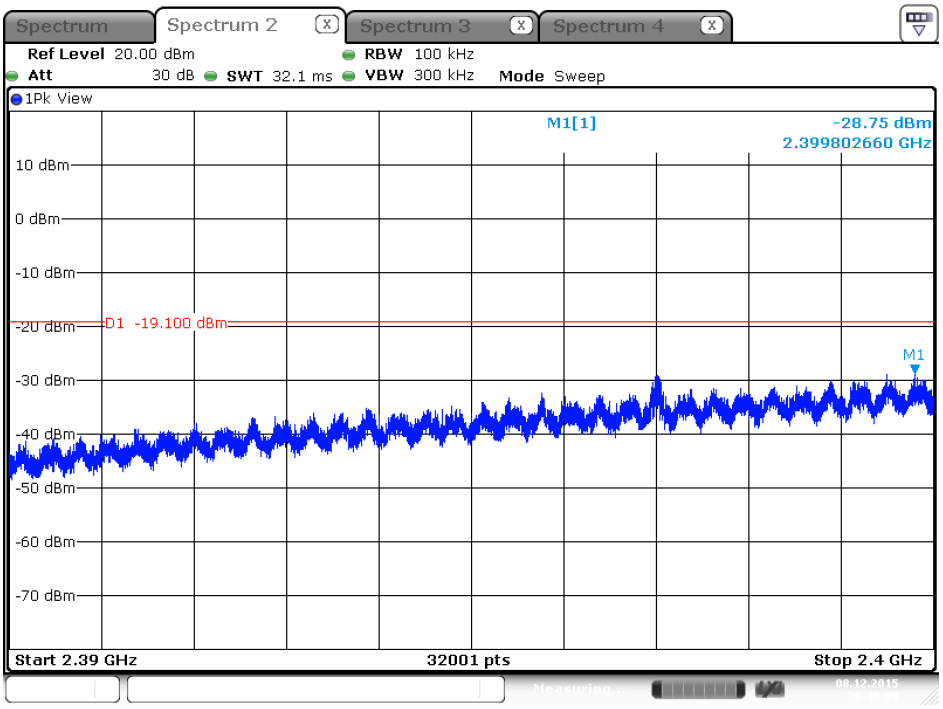


Date: 8.DEC.2015 20:40:08

**Plot on Configuration IEEE 802.11n MCS0 HT20 / 2412 MHz / 2483.5MHz~2500MHz (down 30dBc) / Chain 2**

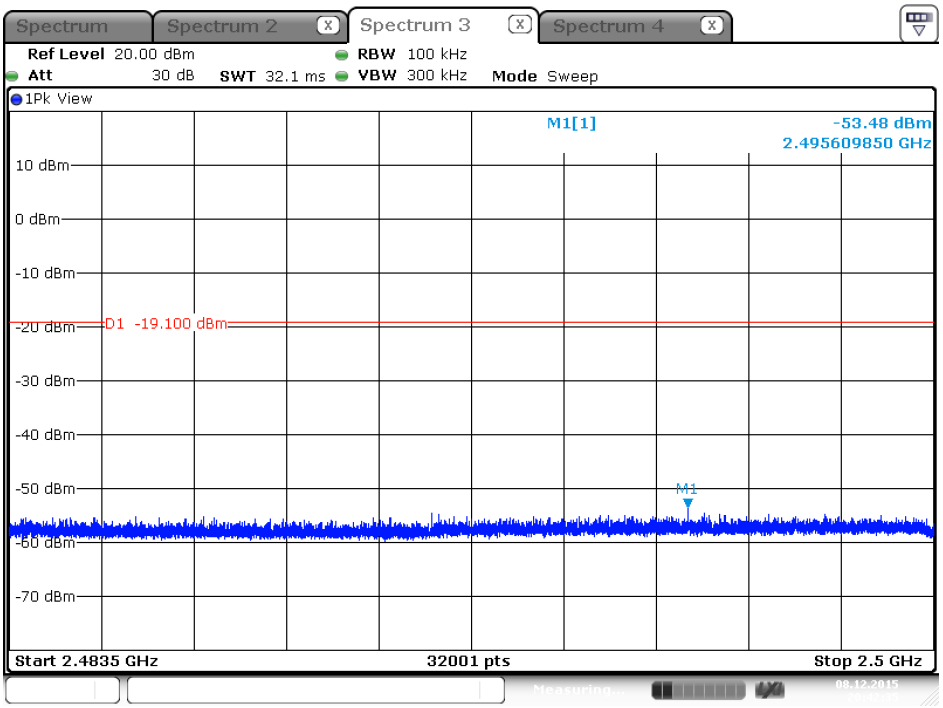


Date: 8.DEC.2015 20:42:35

Plot on Configuration IEEE 802.11n MCS0 HT20 / 2412 MHz / 2500MHz~26500MHz (down 30dBc) / Chain 2

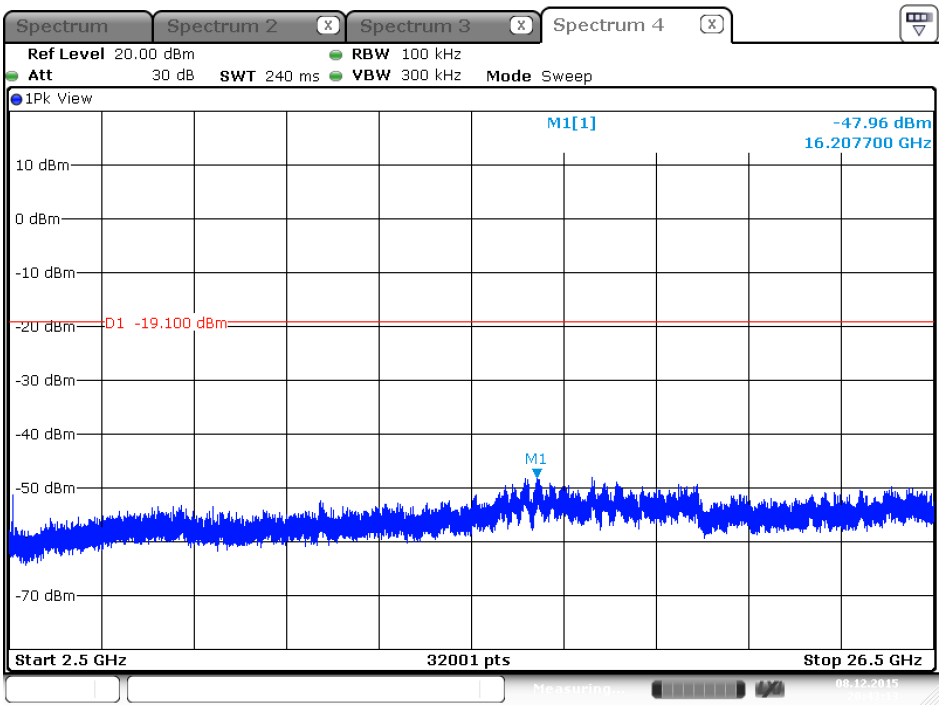


Date: 8.DEC.2015 20:43:13

Plot on Configuration IEEE 802.11n MCS0 HT20 / 2462 MHz / 30MHz~2400MHz (down 30dBc) / Chain 2

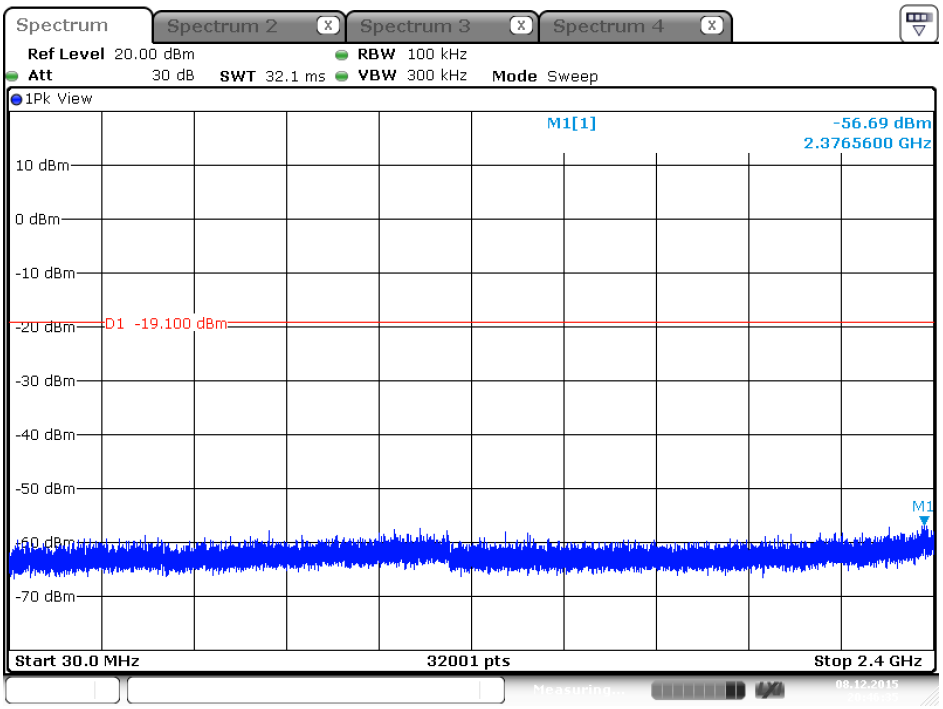


Date: 8.DEC.2015 20:46:35

Plot on Configuration IEEE 802.11n MCS0 HT20 / 2462 MHz / 2390MHz~2400MHz (down 30dBc) / Chain 2

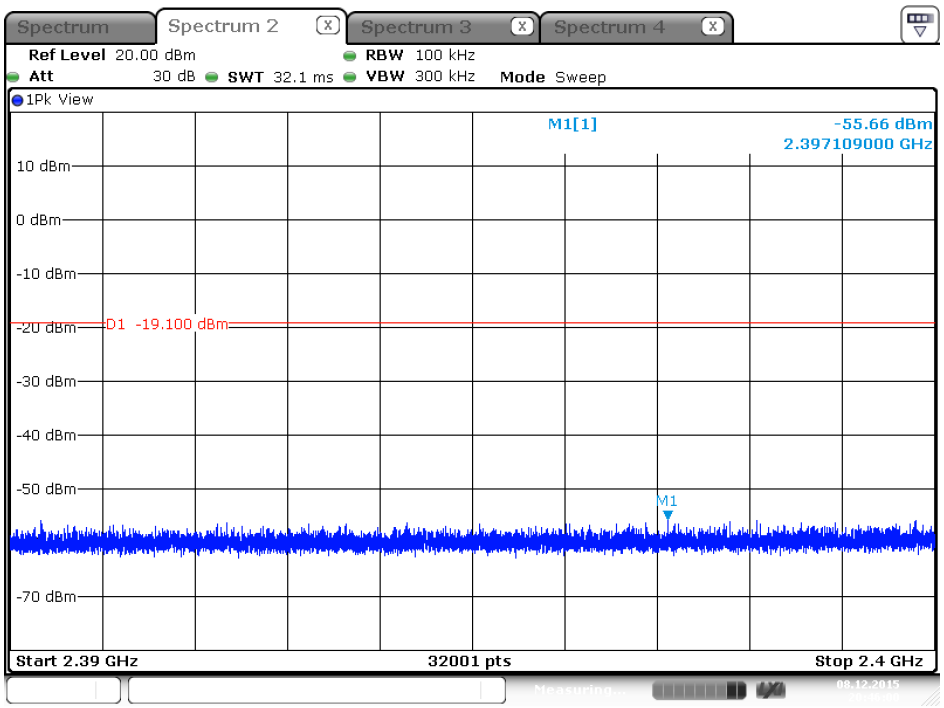


Date: 8.DEC.2015 20:46:01

Plot on Configuration IEEE 802.11n MCS0 HT20 / 2462 MHz / 2483.5MHz~2500MHz (down 30dBc) / Chain 2

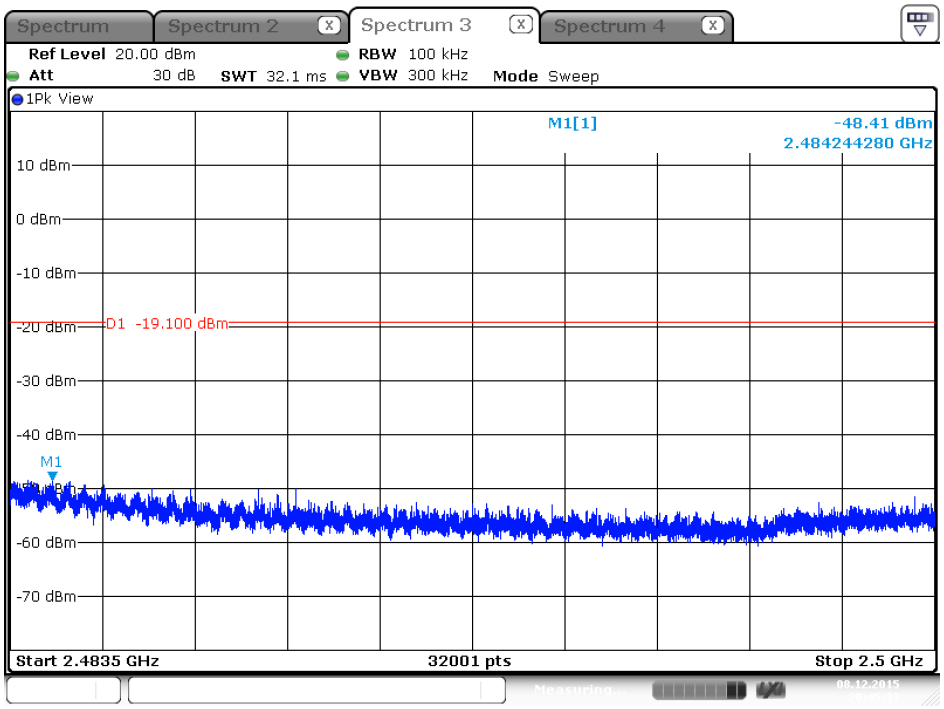


Date: 8.DEC.2015 20:45:33

**Plot on Configuration IEEE 802.11n MCS0 HT20 / 2462 MHz / 2500MHz~26500MHz (down 30dBc) / Chain 2**

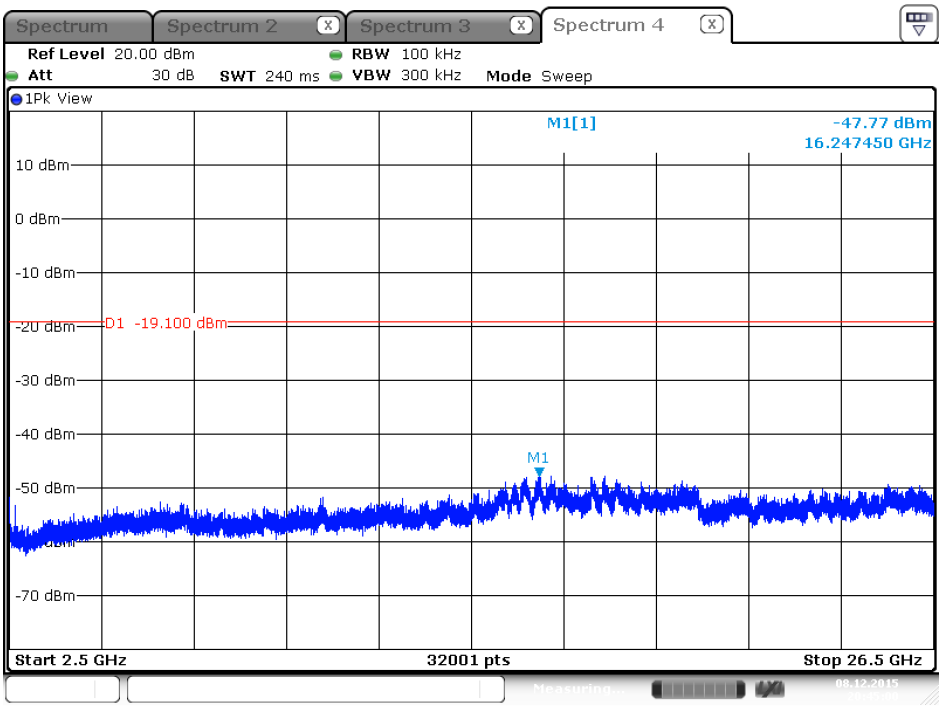


Date: 8.DEC.2015 20:45:00

## Plot on Configuration IEEE 802.11n MCS0 HT40 / Reference Level / Chain 2

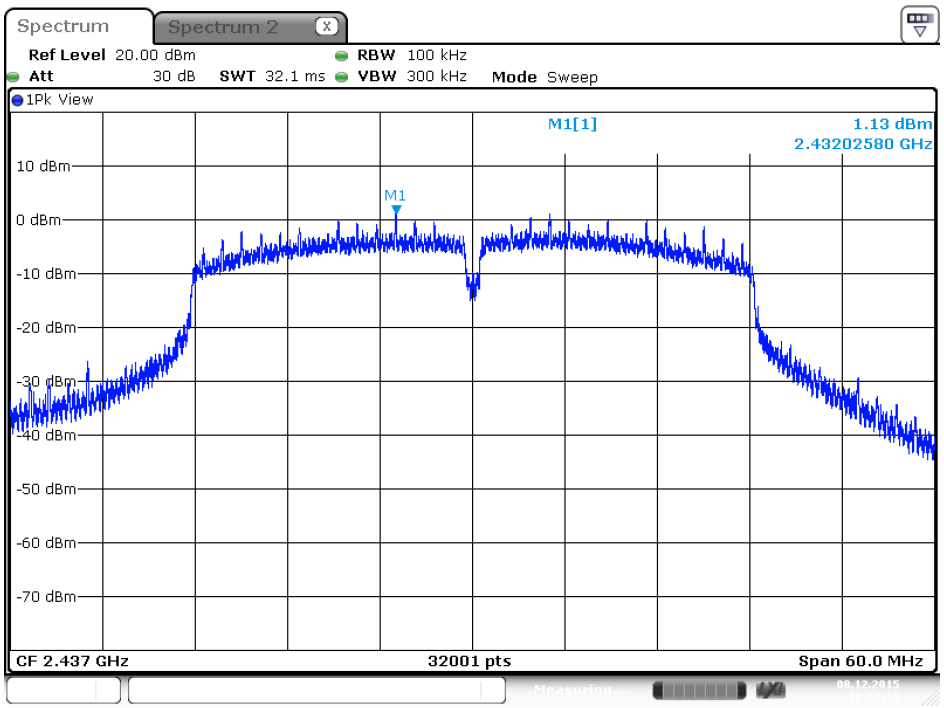


Date: 8.DEC.2015 18:02:13

## Plot on Configuration IEEE 802.11n MCS0 HT40 / 2422 MHz / 30MHz~2400MHz (down 30dBc) / Chain 2

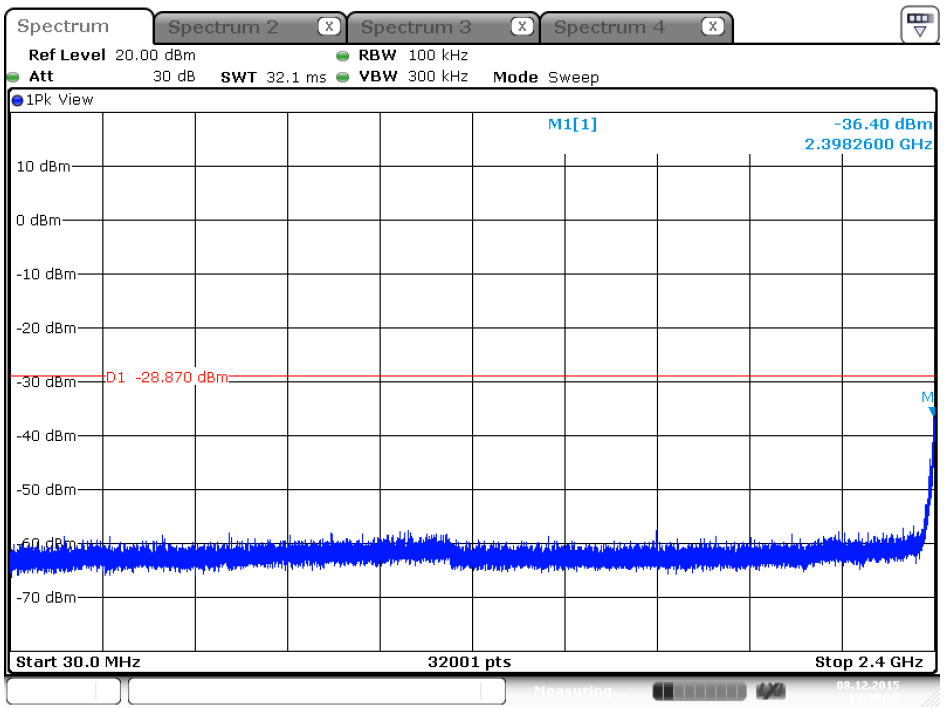


Date: 8.DEC.2015 19:59:55

Plot on Configuration IEEE 802.11n MCS0 HT40 / 2422 MHz / 2390MHz~2400MHz (down 30dBc) / Chain 2

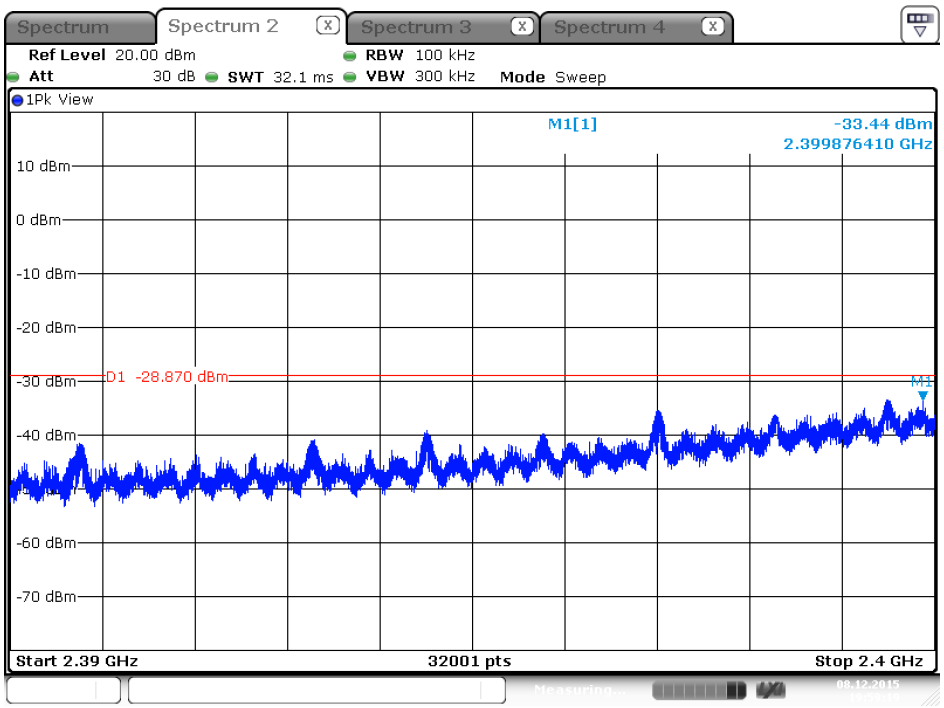


Date: 8.DEC.2015 19:59:19

Plot on Configuration IEEE 802.11n MCS0 HT40 / 2422 MHz / 2483.5MHz~2500MHz (down 30dBc) / Chain 2

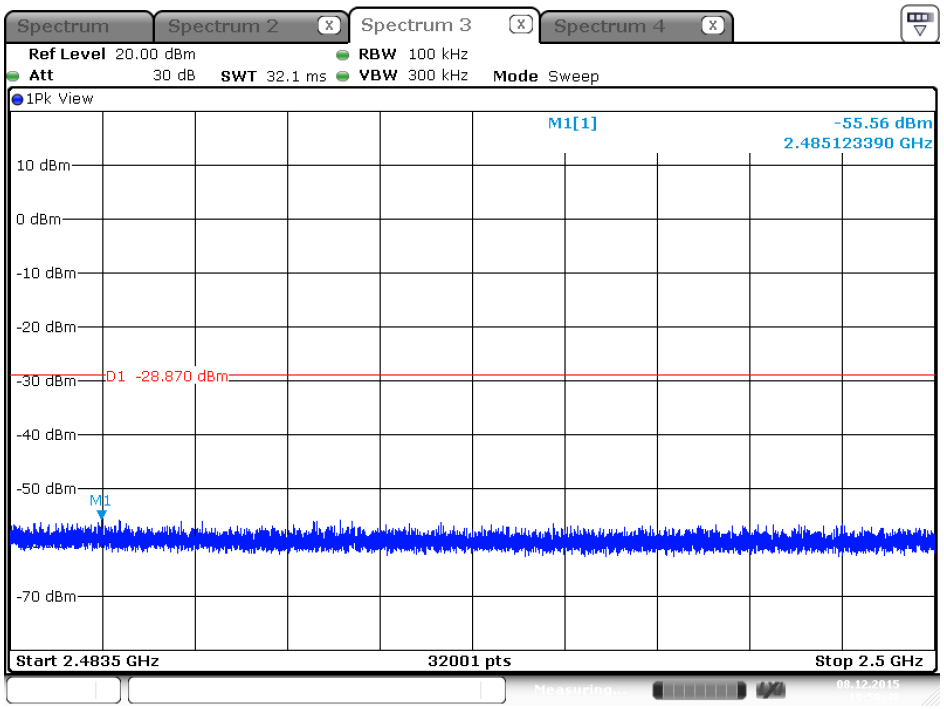


Date: 8.DEC.2015 19:58:49

Plot on Configuration IEEE 802.11n MCS0 HT40 / 2422 MHz / 2500MHz~26500MHz (down 30dBc) / Chain 2

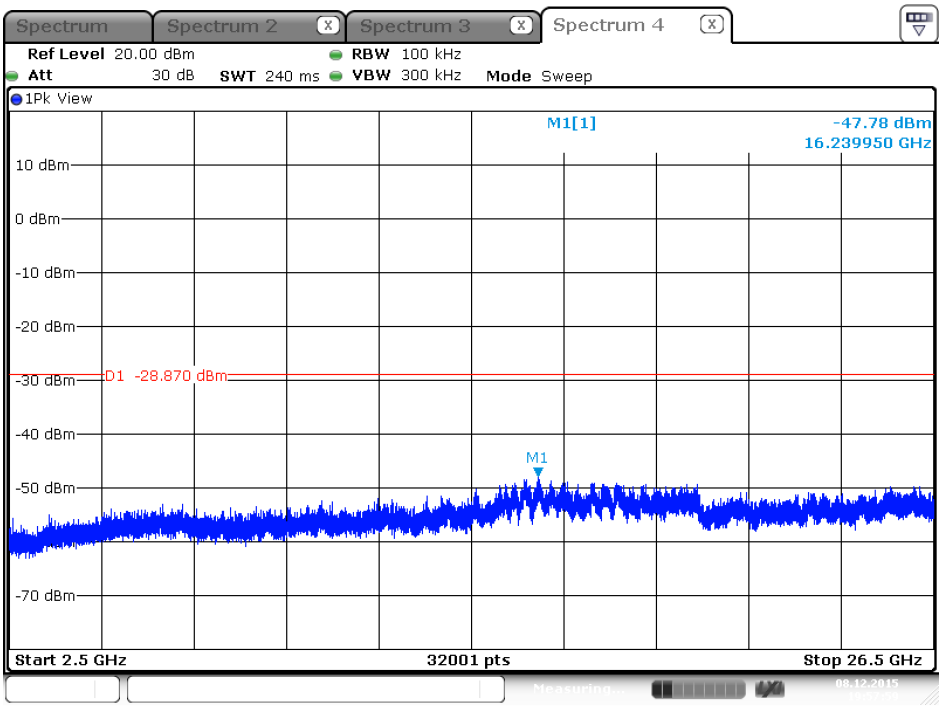


Date: 8.DEC.2015 19:57:59

Plot on Configuration IEEE 802.11n MCS0 HT40 / 2452 MHz / 30MHz~2400MHz (down 30dBc) / Chain 2

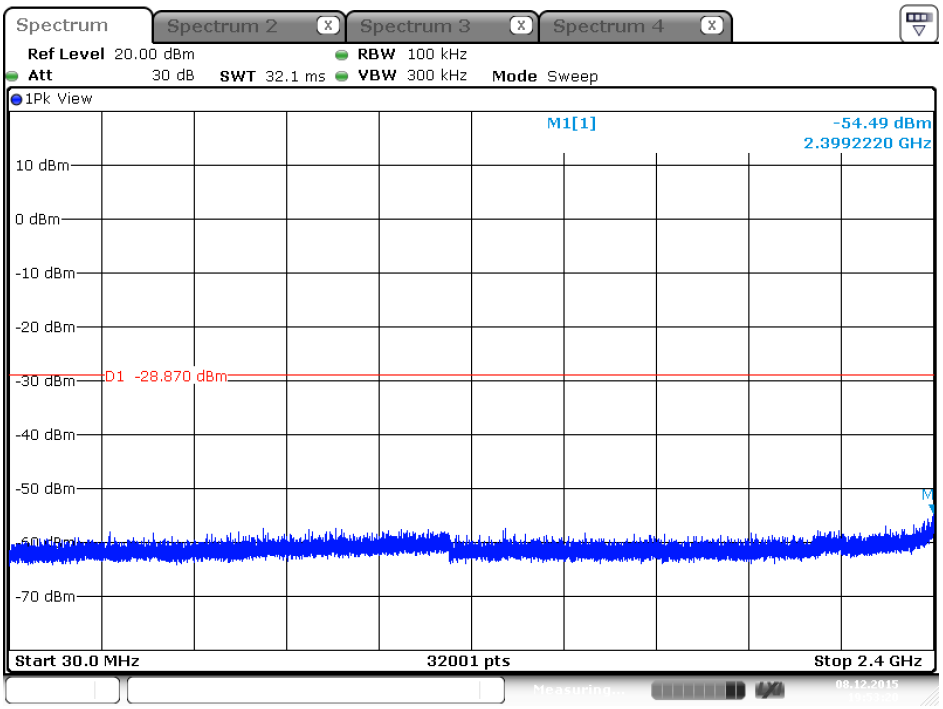


Date: 8.DEC.2015 19:53:20

## Plot on Configuration IEEE 802.11n MCS0 HT40 / 2452 MHz / 2390MHz~2400MHz (down 30dBc) / Chain 2

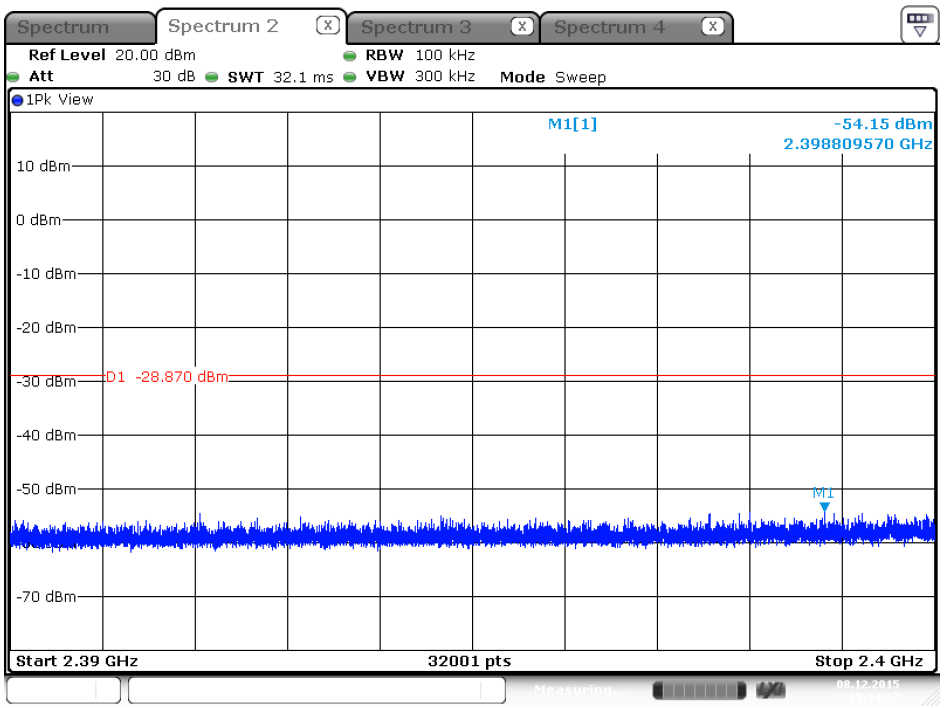


Date: 8.DEC.2015 19:54:16

## Plot on Configuration IEEE 802.11n MCS0 HT40 / 2452 MHz / 2483.5MHz~2500MHz (down 30dBc) / Chain 2

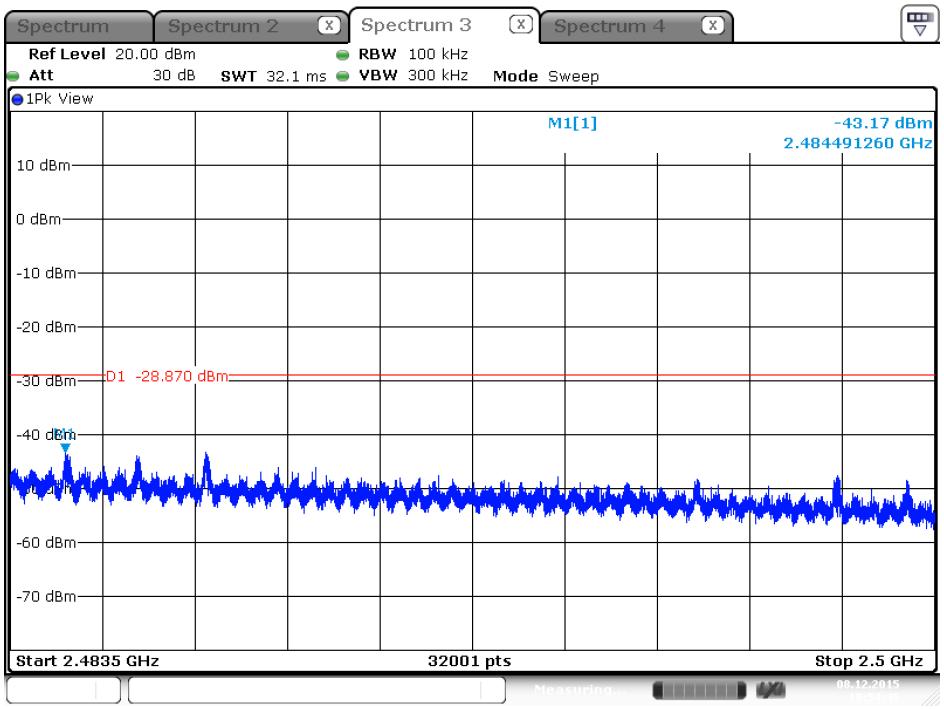


Date: 8.DEC.2015 19:54:46

**Plot on Configuration IEEE 802.11n MCS0 HT40 / 2452 MHz / 2500MHz~26500MHz (down 30dBc) / Chain 2**

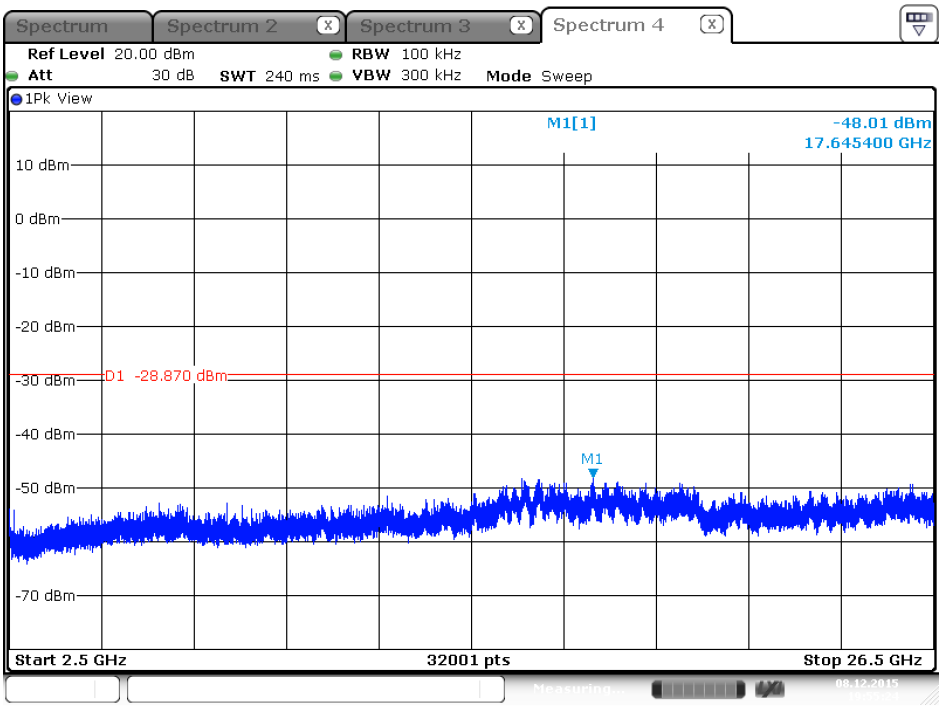


Date: 8.DEC.2015 19:55:25

## 4.7. Antenna Requirements

### 4.7.1. Limit

Except for special regulations, the Low-power Radio-frequency Devices must not be equipped with any jacket for installing an antenna with extension cable. An intentional radiator shall be designed to ensure that no antenna other than that furnished by the responsible party shall be used with the device. The use of a permanently attached antenna or of an antenna that uses a unique coupling to the intentional radiator shall be considered sufficient to comply with the provisions of this Section. The manufacturer may design the unit so that the user can replace a broken antenna, but the use of a standard antenna jack or electrical connector is prohibited. Further, this requirement does not apply to intentional radiators that must be professionally installed.

### 4.7.2. Antenna Connector Construction

Please refer to section 3.3 in this test report; antenna connector complied with the requirements.

# 5. LIST OF MEASURING EQUIPMENTS

| Instrument | Manufacturer | Model No. | Serial No. | Characteristics | Calibration Date | Remark |
|---|---|---|---|---|---|---|
| EMI Test Receiver | R&S | ESCS 30 | 100355 | 9kHz ~ 2.75GHz | Apr. 22, 2015 | Conduction (CO01-CB) |
| LISN | F.C.C. | FCC-LISN-50-16-2 | 04083 | 150kHz ~ 100MHz | Dec. 08, 2015 | Conduction (CO01-CB) |
| LISN | Schwarzbeck | NSLK 8127 | 8127478 | 9kHz ~ 30MHz | Nov. 13, 2015 | Conduction (CO01-CB) |
| COND Cable | Woken | Cable | 01 | 150kHz ~ 30MHz | May 25, 2015 | Conduction (CO01-CB) |
| Software | Audix | E3 | 6.120210n | - | N.C.R. | Conduction (CO01-CB) |
| BILOG ANTENNA | Schaffner | CBL6112D | 37880 | 20MHz ~ 2GHz | Sep. 03, 2015 | Radiation (03CH01-CB) |
| Horn Antenna | EMCO | 3115 | 00075790 | 750MHz ~ 18GHz | Oct. 22, 2015 | Radiation (03CH01-CB) |
| Horn Antenna | Schwarzbeck | BBHA 9170 | BBHA9170252 | 15GHz ~ 40GHz | Jul. 21, 2015 | Radiation (03CH01-CB) |
| Pre-Amplifier | Agilent | 8447D | 2944A10991 | 0.1MHz ~ 1.3GHz | Feb. 24, 2015 | Radiation (03CH01-CB) |
| Pre-Amplifier | Agilent | 8449B | 3008A02310 | 1GHz ~ 26.5GHz | Jan. 12, 2015 | Radiation (03CH01-CB) |
| Pre-Amplifier | WM | TF-130N-R1 | 923365 | 26GHz ~ 40GHz | Feb.10, 2015 | Radiation (03CH01-CB) |
| Spectrum Analyzer | R&S | FSP40 | 100056 | 9kHz ~ 40GHz | Oct. 27, 2015 | Radiation (03CH01-CB) |
| EMI Receiver | Agilent | N9038A | MY52260123 | 9kHz ~ 8.4GHz | Jan. 21, 2015 | Radiation (03CH01-CB) |
| RF Cable-low | Woken | Low Cable-1 | N/A | 30 MHz ~ 1 GHz | Nov. 02, 2015 | Radiation (03CH01-CB) |
| RF Cable-high | Woken | High Cable-16 | N/A | 1 GHz ~ 18 GHz | Nov. 02, 2015 | Radiation (03CH01-CB) |
| RF Cable-high | Woken | High Cable-17 | N/A | 1 GHz ~ 18 GHz | Nov. 02, 2015 | Radiation (03CH01-CB) |
| RF Cable-high | Woken | High Cable-40G-1 | N/A | 18GHz ~ 40 GHz | Nov. 02, 2015 | Radiation (03CH01-CB) |
| RF Cable-high | Woken | High Cable-40G-2 | N/A | 18GHz ~ 40 GHz | Nov. 02, 2015 | Radiation (03CH01-CB) |
| Loop Antenna | Teseq | HLA 6120 | 24155 | 9kHz - 30 MHz | Mar. 12, 2015* | Radiation (03CH01-CB) |
| Spectrum analyzer | R&S | FSV40 | 100979 | 9kHz~40GHz | Dec. 12, 2014 | Conducted (TH01-CB) |
| RF Cable-high | Woken | RG402 | High Cable-7 | 1 GHz – 26.5 GHz | Nov. 02, 2015 | Conducted (TH01-CB) |
| RF Cable-high | Woken | RG402 | High Cable-8 | 1 GHz – 26.5 GHz | Nov. 02, 2015 | Conducted (TH01-CB) |
| RF Cable-high | Woken | RG402 | High Cable-9 | 1 GHz – 26.5 GHz | Nov. 02, 2015 | Conducted (TH01-CB) |
| RF Cable-high | Woken | RG402 | High Cable-10 | 1 GHz – 26.5 GHz | Nov. 02, 2015 | Conducted (TH01-CB) |
| RF Cable-high | Woken | RG402 | High Cable-6 | 1 GHz – 26.5 GHz | Nov. 02, 2015 | Conducted (TH01-CB) |
| Power Sensor | Agilent | U2021XA | MY53410001 | 50MHz~18GHz | Nov. 02, 2015 | Conducted (TH01-CB) |

Note: Calibration Interval of instruments listed above is one year.

"*" Calibration Interval of instruments listed above is two years.

N.C.R. means Non-Calibration required.

# 6. MEASUREMENT UNCERTAINTY

| Test Items | Uncertainty | Remark |
|---|---|---|
| Conducted Emission (150kHz ~ 30MHz) | 3.2 dB | Confidence levels of 95% |
| Radiated Emission (30MHz ~ 1,000MHz) | 3.6 dB | Confidence levels of 95% |
| Radiated Emission (1GHz ~ 18GHz) | 3.7 dB | Confidence levels of 95% |
| Radiated Emission (18GHz ~ 40GHz) | 3.5 dB | Confidence levels of 95% |
| Conducted Emission | 1.7 dB | Confidence levels of 95% |