Band: 802.11ax(HE80) MIMO_UNII-2A

Ant0	
5290	
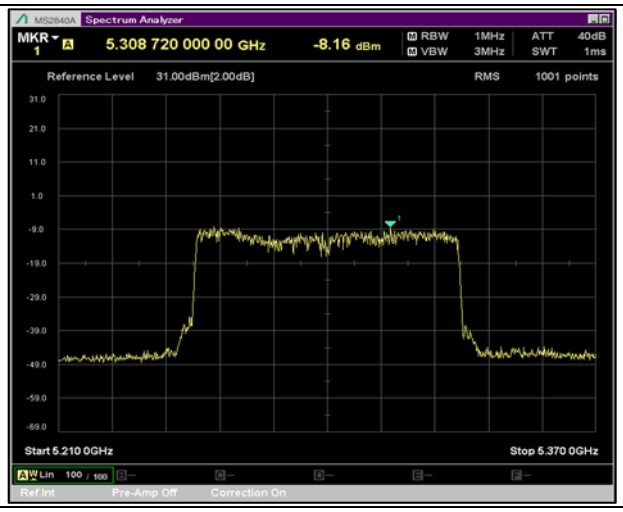	
Ant1	
5290	
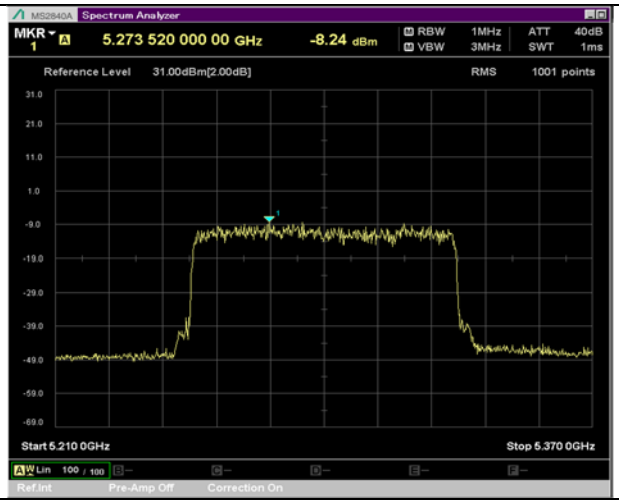	

Band: 802.11ax(HE80) MIMO_UNII-2C

Ant0	
5530	5610
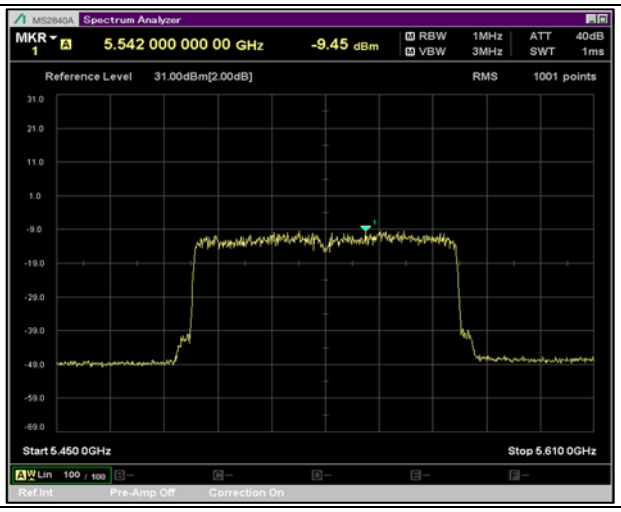	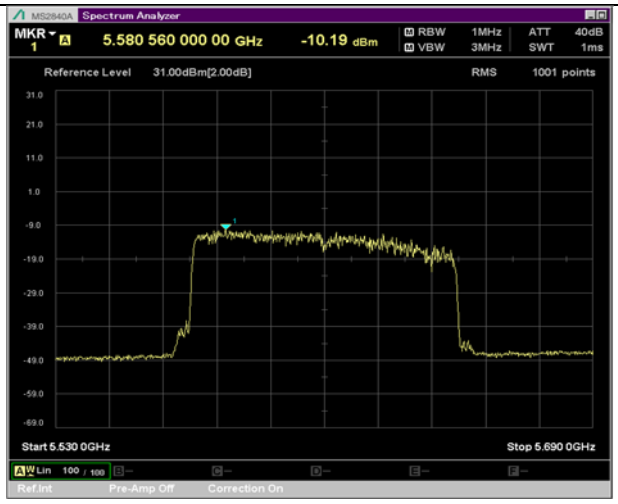
Ant1	
5530	5610
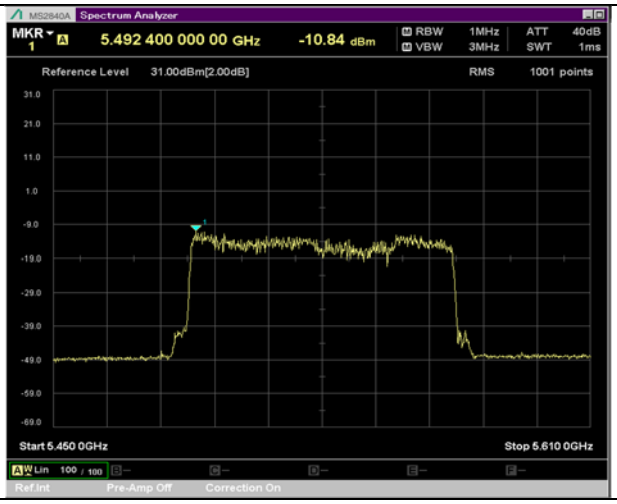	

Band: 802.11ax(HE80) MIMO_UNII-3

Ant1	
5775	
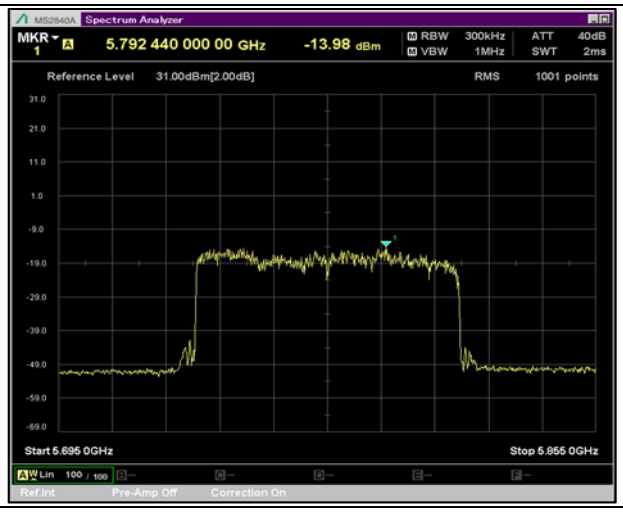	
5775	
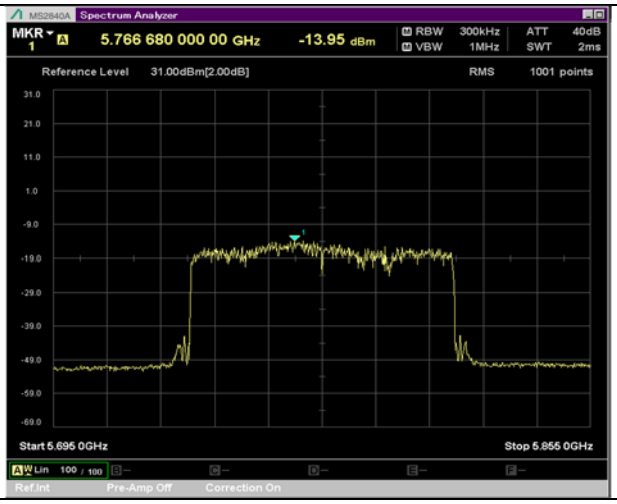	

8.4 Spurious Radiated Emissions & Restricted Bands of Operation

Result	***Pass***
Test Specification	FCC part 15 Subpart C Section 15.407 (b) (15.205 & 15.209) / RSS 247 Issue 2 Section 6.2.1.2 & 6.2.4.2 / RSS Gen Issue 5 Section 8.9 & 8.10
Test Method	ANSI C 63.10 – 2013
Measurement Bandwidth	100kHz for below 1GHz 1MHz for above 1GHz
Measuring Distance	3 m
Detector	Refer Remark
Requirement	As per the limits mentioned in the below table
Test setup	Refer TEST METHODOLOGY

Table : Transmitter limits for Radiated emission

Frequency (MHz)	Field strength (µV/m)	Field strength (dBµV/m)	Distance of Measurement (m)
0.009 – 0.490	2400/F(kHz)	**6.37/F(F in kHz)**	300*
0.490 – 1.705	24000/F(kHz)	**63.7/F(F in kHz)**	30*
1.705 – 30	**30**	**0.08**	30*
30-88	**100**	**100**	**3**
88-216	**150**	**150**	**3**
216-960	**200**	**200**	**3**
Avobe 960	**500**	**500**	**3**

Remark:	The limit shows in the table above of frequency range 0.009 – 0.490, 0.490 – 1.705 MHz and 1.705-30MHz is at 300 meter, 30 meter and 30 meter range respectively, which corresponds to 128.51 – 93.80, 73.80 – 62.96 and 69.54 dBµV/m at 3m range by extrapolation calculation and the measurement of loop antenna. The emission limits shown in the above table are based on measurements employing a CISPR quasi-peak detector except for the frequency bands 9–90 kHz, 110–490 kHz and above 1000 MHz Radiated emission limits in these three bands are based on measurements employing an average detector.

Test Condition

Normal Test Condition:

Temperature (Norm) = + 22.3 °C	Voltage = DC 12.0 V	Relative humidity: 53 %

Test procedures

Radiated emissions from the EUT were measured according to the dictates in section 11.11 & 11.12 of ANSI C63.10-2013 and only the radiated emissions of the configuration that produced the worst case emissions are reported in this section.

Test Procedures for emission above 30 MHz

1. The EUT was placed on the top of a rotating table 0.8 meters above the ground at a 3 meter anechoic chamber test site below 1 GHz and 1.5 meters above the ground at a 3 meter anechoic chamber test site above 1 GHz. The table was rotated 360 degrees to determine the position of the highest radiation.
2. During performing radiated emission below 1 GHz, the EUT was set 3 meters away from the interference receiving antenna, which was mounted on the top of a variable-height antenna tower. During performing radiated emission above 1 GHz, the EUT was set 3 meter away from the interference-receiving antenna.

3. The antenna is a bi-log antenna, a horn antenna and its height is varied from one meter to four meters above the ground to determine the maximum value of the field strength. Both horizontal and vertical polarizations of the antenna are set to make the measurement.
4. For each suspected emission, the EUT was arranged to its worst case and then the antenna was tuned to heights from 1 meter to 4 meters and the table was turned from 0 degrees to 360 degrees to find the maximum reading.

5. For measurements below 1 GHz resolution bandwidth is set to 100 kHz for peak detection measurements or 120 kHz for quasi-peak detection measurements. Peak detection is used unless otherwise noted as quasi-peak.

6. For measurements Above 1 GHz resolution bandwidth is set to 1 MHz, the video bandwidth is set to 3 MHz for peak measurements and as applicable for average measurements..

Test results:

Note: All the losses are included during measurement and final values are mentioned in the test report. Refer TEST METHODOLOGY for more details

Test results for Frequency range : 9kHz – 30MHz

No Emissions found in the frequency range 9kHz – 30MHz

Test results for frequency range 30MHz – 1GHz

TEST MODE : 802.11a_ANT0 (CH : 36 - 5 180 MHz)								
Frequency (MHz)	Reading (dB ㎶)	Position (V/H)	Height (m)	Correction Factor		Result Value(Quasi-peak)		
				Ant Factor (dB)	Cable (dB)	Limit (dB ㎶/m)	Result (dB ㎶/m)	Margin (dB)
65.70	23.95	V	1.0	12.70	1.06	40.00	37.71	2.29
154.70	19.46	V	1.0	13.10	1.65	43.50	34.21	9.29
191.50	22.77	V	1.0	10.58	2.02	43.50	35.37	8.13
250.00	20.80	V	1.0	11.80	2.33	46.00	34.93	11.07
500.00	14.04	H	1.0	17.90	3.54	46.00	35.48	10.52
625.00	13.59	V	1.3	20.35	3.96	46.00	37.90	8.10
Remark	H : Horizontal, V : Vertical *Checked in all 3 axis and the maximum measured data were reported.(Worst data is X axis of position) *CL = Cable Loss(In case of below 1 000 MHz) *Result Value = Reading + Ant Factor + Cable loss *The resolution bandwidth and video bandwidth of test receiver/spectrum analyzer is 120 kHz for Quasi-peak detection at frequency below 1 GHz. ***Band mode w**orst case test data							

TEST MODE : 802.11n(HT20)_ANT0 (CH : 48 - 5 240 MHz)								
Frequency (MHz)	Reading (dB ㎶)	Position (V/H)	Height (m)	Correction Factor		Result Value(Quasi-peak)		
				Ant Factor (dB)	Cable (dB)	Limit (dB ㎶/m)	Result (dB ㎶/m)	Margin (dB)
62.50	23.71	V	1.0	12.95	1.05	40.00	37.71	2.29
77.60	23.16	V	1.0	9.91	1.14	40.00	34.21	5.79
250.00	21.24	V	1.0	11.80	2.33	46.00	35.37	10.63
500.00	13.49	V	1.0	17.90	3.54	46.00	34.93	11.07
625.00	11.17	V	1.0	20.35	3.96	46.00	35.48	10.52
767.40	11.28	V	1.3	22.27	4.35	46.00	37.90	8.10
Remark	H : Horizontal, V : Vertical *Checked in all 3 axis and the maximum measured data were reported.(Worst data is X axis of position) *CL = Cable Loss(In case of below 1 000 MHz) *Result Value = Reading + Ant Factor + Cable loss *The resolution bandwidth and video bandwidth of test receiver/spectrum analyzer is 120 kHz for Quasi-peak detection at frequency below 1 GHz. ***Band mode w**orst case test data							

TEST MODE : 802.11n(HT40)_ANT0 (CH : 54 - 5 270 MHz)								
Frequency (MHz)	Reading (dB ㎶)	Position (V/H)	Height (m)	Correction Factor		Result Value(Quasi-peak)		
				Ant Factor (dB)	Cable (dB)	Limit (dB ㎶/m)	Result (dB ㎶/m)	Margin (dB)
64.50	22.63	V	1.0	12.83	1.06	40.00	36.52	3.48
192.60	22.08	V	1.0	10.49	2.03	43.50	34.60	8.90
250.00	19.85	V	1.0	11.80	2.33	46.00	33.98	12.02
500.00	14.45	H	1.0	17.90	3.54	46.00	35.89	10.11
625.00	13.27	V	1.0	20.35	3.96	46.00	37.58	8.42
798.50	7.58	V	1.0	22.48	4.43	46.00	34.49	11.51
Remark	H : Horizontal, V : Vertical *Checked in all 3 axis and the maximum measured data were reported.(Worst data is X axis of position) *CL = Cable Loss(In case of below 1 000 MHz) *Result Value = Reading + Ant Factor + Cable loss *The resolution bandwidth and video bandwidth of test receiver/spectrum analyzer is 120 kHz for Quasi-peak detection at frequency below 1 GHz. ***Band mode w**orst case test data							

TEST MODE : 802.11ac(VHT20)_ANT0 (CH : 52 - 5 260 MHz)								
Frequency (MHz)	Reading (dB ㎶)	Position (V/H)	Height (m)	Correction Factor		Result Value(Quasi-peak)		
				Ant Factor (dB)	Cable (dB)	Limit (dB ㎶/m)	Result (dB ㎶/m)	Margin (dB)
62.50	22.93	V	1.0	12.95	1.05	40.00	36.93	3.07
77.40	24.59	V	1.0	9.98	1.13	40.00	35.70	4.30
191.30	21.23	V	1.0	10.59	2.02	43.50	33.84	9.66
250.00	20.71	V	1.0	11.80	2.33	46.00	34.84	11.16
500.00	13.34	H	1.0	17.90	3.54	46.00	34.78	11.22
625.00	13.89	V	1.1	20.35	3.96	46.00	38.20	7.80
Remark	H : Horizontal, V : Vertical *Checked in all 3 axis and the maximum measured data were reported.(Worst data is X axis of position) *CL = Cable Loss(In case of below 1 000 MHz) *Result Value = Reading + Ant Factor + Cable loss *The resolution bandwidth and video bandwidth of test receiver/spectrum analyzer is 120 kHz for Quasi-peak detection at frequency below 1 GHz. ***Band mode w**orst case test data							

TEST MODE : 802.11ac(VHT40)_ANT0 (CH : 54 - 5 270 MHz)								
Frequency (MHz)	Reading (dB μV)	Position (V/H)	Height (m)	Correction Factor		Result Value(Quasi-peak)		
				Ant Factor (dB)	Cable (dB)	Limit (dB μV/m)	Result (dB μV/m)	Margin (dB)
62.50	22.73	V	1.0	12.95	1.05	40.00	36.73	3.27
77.60	24.53	V	1.0	9.91	1.14	40.00	35.58	4.42
250.00	22.67	V	1.0	11.80	2.33	46.00	36.80	9.20
500.00	14.09	V	1.0	17.90	3.54	46.00	35.53	10.47
625.00	12.74	V	1.0	20.35	3.96	46.00	37.05	8.95
800.40	7.83	V	1.1	22.50	4.44	46.00	34.77	11.23
Remark	H : Horizontal, V : Vertical *Checked in all 3 axis and the maximum measured data were reported.(Worst data is X axis of position) *CL = Cable Loss(In case of below 1 000 MHz) *Result Value = Reading + Ant Factor + Cable loss *The resolution bandwidth and video bandwidth of test receiver/spectrum analyzer is 120 kHz for Quasi-peak detection at frequency below 1 GHz. ***Band mode w**orst case test data							

TEST MODE : 802.11ac(VHT80)_ANT0 (CH : 42 - 5 210 MHz)								
Frequency (MHz)	Reading (dB μV)	Position (V/H)	Height (m)	Correction Factor		Result Value(Quasi-peak)		
				Ant Factor (dB)	Cable (dB)	Limit (dB μV/m)	Result (dB μV/m)	Margin (dB)
62.50	21.98	V	1.1	12.95	1.05	40.00	35.98	4.02
77.80	24.24	V	1.0	9.84	1.14	40.00	35.22	4.78
500.00	13.89	H	1.3	17.90	3.54	46.00	35.33	10.67
625.00	13.25	V	1.0	20.35	3.96	46.00	37.56	8.44
796.50	13.38	V	1.0	22.46	4.43	46.00	40.27	5.73
804.50	7.54	H	1.0	22.54	4.45	46.00	34.53	11.47
Remark	H : Horizontal, V : Vertical *Checked in all 3 axis and the maximum measured data were reported.(Worst data is X axis of position) *CL = Cable Loss(In case of below 1 000 MHz) *Result Value = Reading + Ant Factor + Cable loss *The resolution bandwidth and video bandwidth of test receiver/spectrum analyzer is 120 kHz for Quasi-peak detection at frequency below 1 GHz. ***Band mode w**orst case test data							

TEST MODE : 802.11ax(HE20)_ANT0 (CH : 52 - 5 260 MHz)								
Frequency (MHz)	Reading (dB ㎶)	Position (V/H)	Height (m)	Correction Factor		Result Value(Quasi-peak)		
				Ant Factor (dB)	Cable (dB)	Limit (dB ㎶/m)	Result (dB ㎶/m)	Margin (dB)
62.50	24.20	V	1.0	12.95	1.05	40.00	38.20	1.80
77.80	25.34	V	1.0	9.84	1.14	40.00	36.32	3.68
125.00	24.87	V	1.0	10.70	1.55	43.50	37.12	6.38
375.00	20.76	V	1.0	15.10	2.06	46.00	37.92	8.08
500.00	13.30	H	1.2	17.90	3.54	46.00	34.74	11.26
625.00	15.06	V	1.0	20.35	3.96	46.00	39.37	6.63
Remark	H : Horizontal, V : Vertical *Checked in all 3 axis and the maximum measured data were reported.(Worst data is X axis of position) *CL = Cable Loss(In case of below 1 000 MHz) *Result Value = Reading + Ant Factor + Cable loss *The resolution bandwidth and video bandwidth of test receiver/spectrum analyzer is 120 kHz for Quasi-peak detection at frequency below 1 GHz. ***Band mode w**orst case test data							

TEST MODE : 802.11ac(VHT40)_ANT0 (CH : 38 - 5 190 MHz)								
Frequency (MHz)	Reading (dB ㎶)	Position (V/H)	Height (m)	Correction Factor		Result Value(Quasi-peak)		
				Ant Factor (dB)	Cable (dB)	Limit (dB ㎶/m)	Result (dB ㎶/m)	Margin (dB)
62.50	23.69	V	1.0	12.95	1.05	40.00	37.69	2.31
77.00	24.85	V	1.0	10.12	1.13	40.00	36.10	3.90
125.00	25.20	V	1.0	10.70	1.55	43.50	37.45	6.05
375.00	20.69	V	1.0	15.10	2.06	46.00	37.85	8.15
500.00	14.52	H	1.1	17.90	3.54	46.00	35.96	10.04
625.00	15.62	V	1.0	20.35	3.96	46.00	39.93	6.07
Remark	H : Horizontal, V : Vertical *Checked in all 3 axis and the maximum measured data were reported.(Worst data is X axis of position) *CL = Cable Loss(In case of below 1 000 MHz) *Result Value = Reading + Ant Factor + Cable loss *The resolution bandwidth and video bandwidth of test receiver/spectrum analyzer is 120 kHz for Quasi-peak detection at frequency below 1 GHz. ***Band mode w**orst case test data							

TEST MODE : 802.11ac(VHT80)_ANT0 (CH : 42 - 5 210 MHz)								
Frequency (MHz)	Reading (dB ㎶)	Position (V/H)	Height (m)	Correction Factor		Result Value(Quasi-peak)		
				Ant Factor (dB)	Cable (dB)	Limit (dB ㎶/m)	Result (dB ㎶/m)	Margin (dB)
62.50	23.02	V	1.0	12.95	1.05	40.00	37.02	2.98
77.30	24.75	V	1.0	10.01	1.13	40.00	35.89	4.11
125.00	25.37	V	1.0	10.70	1.55	43.50	37.62	5.88
375.00	20.46	V	1.0	15.10	2.06	46.00	37.62	8.38
500.00	14.71	H	1.1	17.90	3.54	46.00	36.15	9.85
625.00	15.50	V	1.0	20.35	3.96	46.00	39.81	6.19
Remark	H : Horizontal, V : Vertical *Checked in all 3 axis and the maximum measured data were reported.(Worst data is X axis of position) *CL = Cable Loss(In case of below 1 000 MHz) *Result Value = Reading + Ant Factor + Cable loss *The resolution bandwidth and video bandwidth of test receiver/spectrum analyzer is 120 kHz for Quasi-peak detection at frequency below 1 GHz. ***Band mode w**orst case test data							

Modulation: 802.11a (Worst Case test data)

5180	
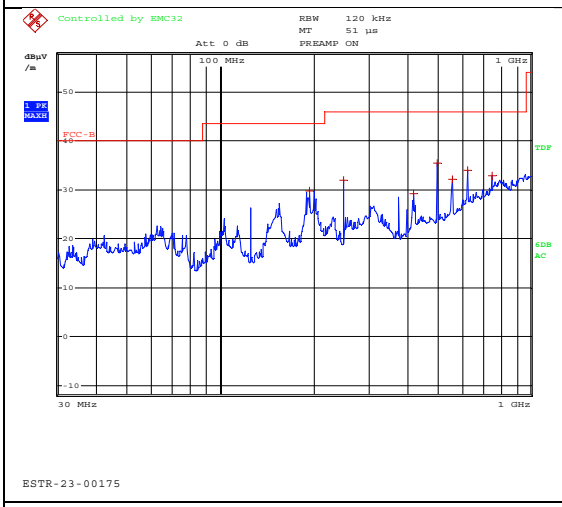	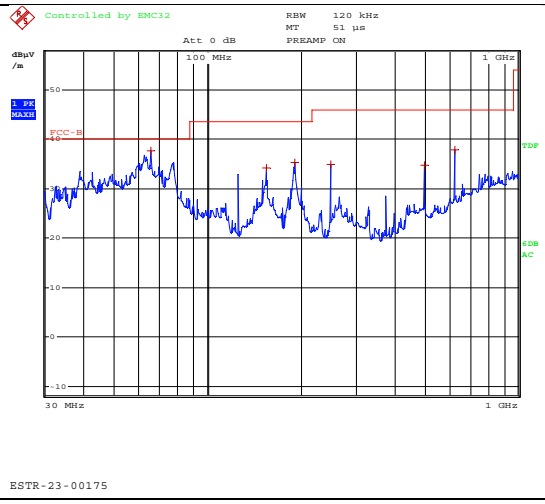
Polarity:Horizontal	Polarity:Vertical

Modulation: 802.11n(HT20) (Worst Case test data)

5240	
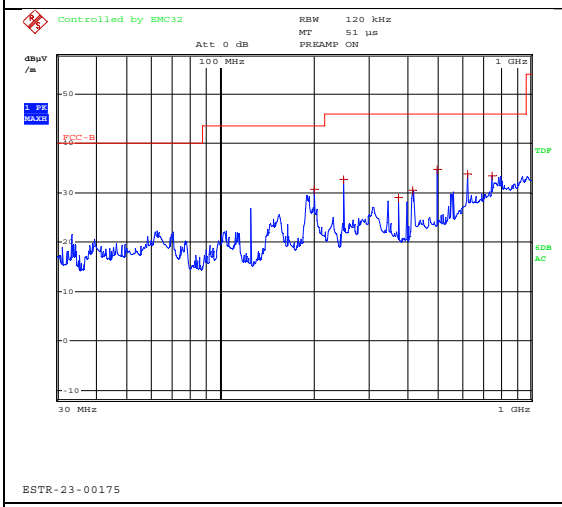	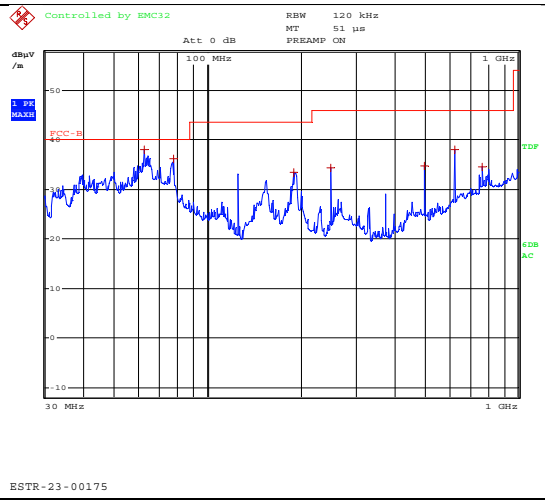
Polarity:Horizontal	Polarity:Vertical

Modulation: 802.11n(HT40) (Worst Case test data)

5270	
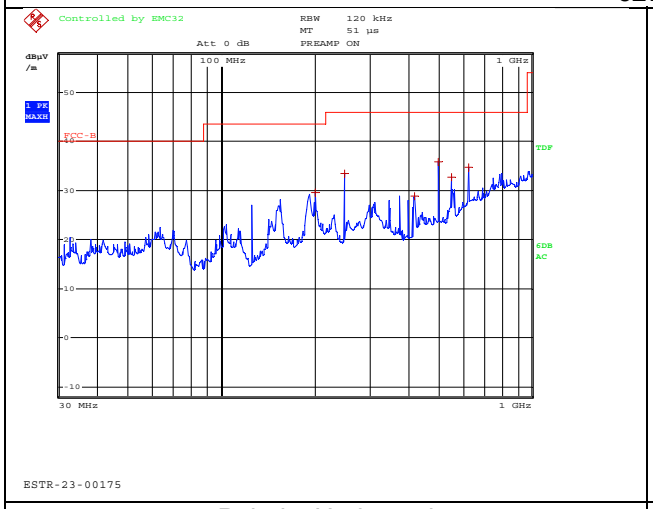	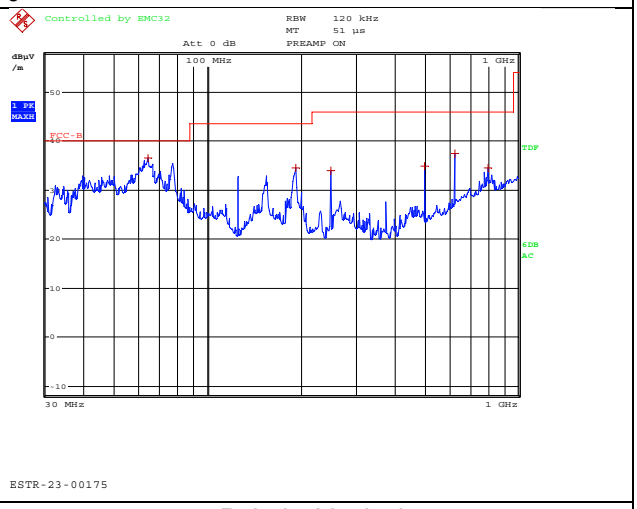
Polarity:Horizontal	Polarity:Vertical

Modulation: 802.11ac(VHT20) (Worst Case test data)

5260	
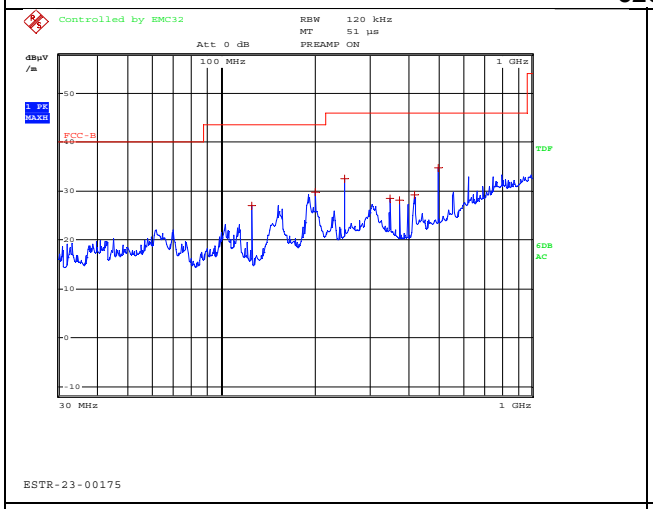	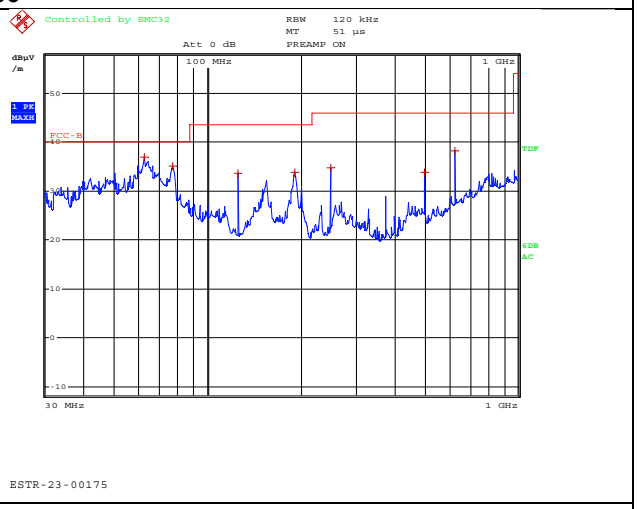
Polarity:Horizontal	Polarity:Vertical

Modulation: 802.11ac(VHT40) (Worst Case test data)

5270	
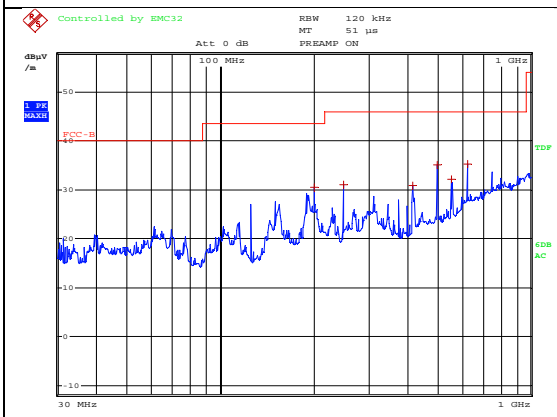	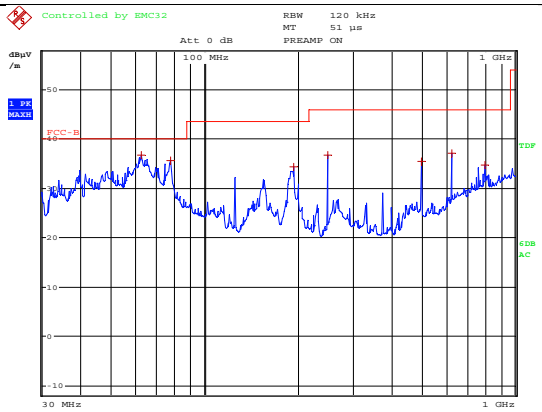
Polarity:Horizontal	Polarity:Vertical

Modulation: 802.11ac(VHT80) (Worst Case test data)

5210	
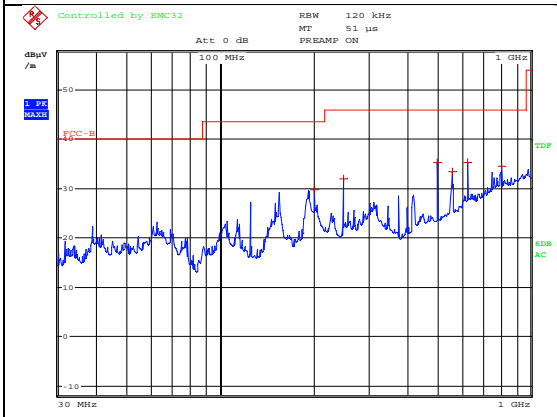	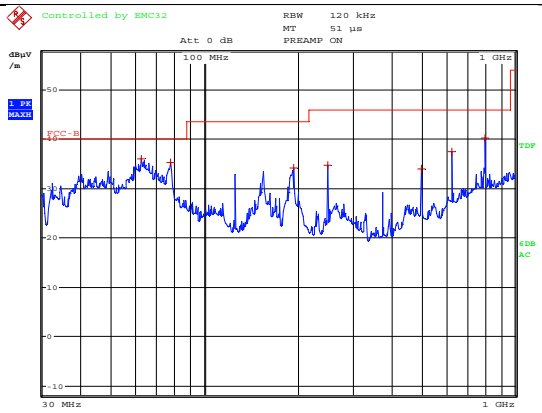
Polarity:Horizontal	Polarity:Vertical

Modulation: 802.11ax(HE20) (Worst Case test data)

5260	
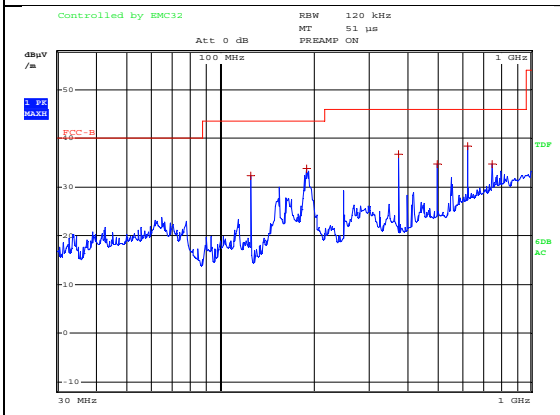	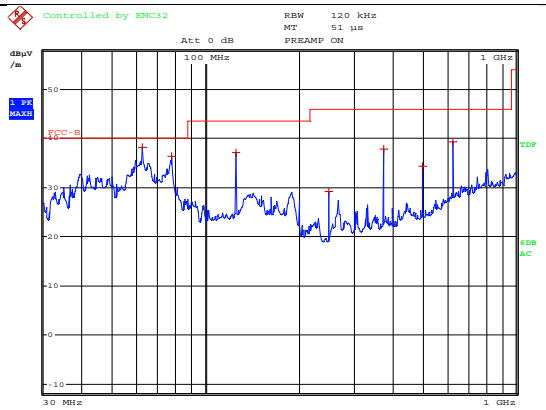
Polarity:Horizontal	Polarity:Vertical

Modulation: 802.11ax(HE40) (Worst Case test data)

5190	
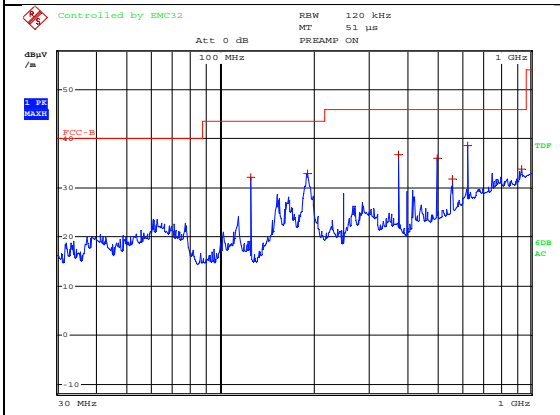	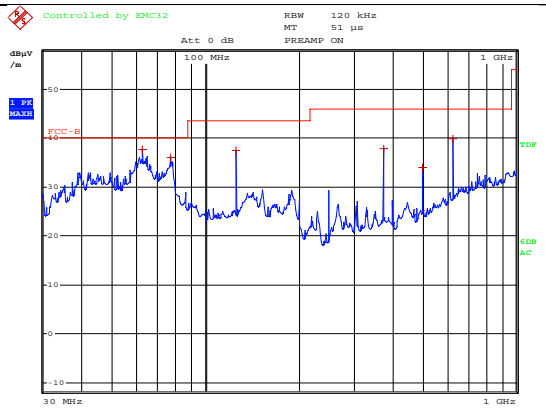
Polarity:Horizontal	Polarity:Vertical

Modulation: 802.11ax(HE80) (Worst Case test data)

5210	
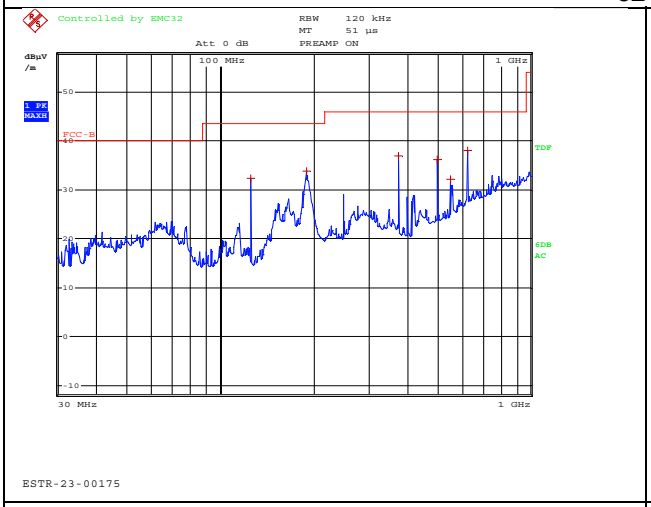	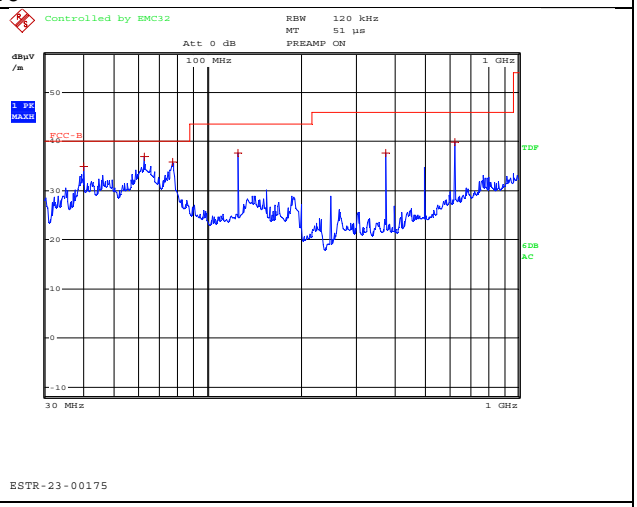
Polarity:Horizontal	Polarity:Vertical

Test results for the frequencies in the range 1 GHz to 40 GHz

Test Data

802.11a_UNII-1_ANT0_CH 36

Frequency (MHz)	Reading (dB μV)	Position (V/H)	Height (m)	Correction Factor		Duty Cycle Correction(dB)	Result Value		
				Ant Factor (dB)	AMP & Cable (dB)		Limit (dB μV/m)	Result (dB μV/m)	Margin (dB)
PEAK(RBW: 1 MHz VBW: 3 MHz)									
5150.00	47.83	H	1.5	31.90	-26.79		74.00	52.94	21.06
5150.00	63.82	V	1.5	31.90	-26.79		74.00	68.93	5.07
10300.00	49.01	H	1.5	39.32	-42.39		74.00	45.94	28.06
10300.00	50.01	V	1.5	39.32	-42.39		74.00	46.94	27.06
AV(RBW: 1 MHz VBW: 3 MHz)									
5150.00	35.56	H	1.5	31.90	-26.79	4.592	54.00	45.26	8.74
5150.00	38.79	V	1.5	31.90	-26.79	4.592	54.00	48.49	5.51
10300.00	35.12	H	1.8	39.32	-42.39	4.592	54.00	36.64	17.36
10300.00	36.89	V	1.5	39.32	-42.39	4.592	54.00	38.41	15.59

Remark	H : Horizontal, V : Vertical TEST MODE : CH : 36 - 5 180 MHz (x postion) *Measurement Distance : 3 m *The TX signal wasn't detected from 5th harmonics. *Checked in all 3 axis and the maximum measured data were reported.(Worst data is X axis of position) *Total = Reading Value + Antenna Factor + Cable Loss - Amp Gain + Duty Cycle Correction *This test was radiated up to 40.0 GHz but no noise was measured.

802.11a_UNII-1_ANT0_CH48

Frequency (MHz)	Reading (dB ㎶)	Position (V/H)	Height (m)	Correction Factor		Duty Cycle Correction(dB)	Result Value		
				Ant Factor (dB)	AMP & Cable (dB)		Limit (dB ㎶/m)	Result (dB ㎶/m)	Margin (dB)
PEAK(RBW: 1 MHz VBW: 3 MHz)									
10480.00	48.69	H	1.7	39.65	-42.46		74.00	45.88	28.12
10480.00	49.56	V	1.6	39.65	-42.46		74.00	46.75	27.25
AV(RBW: 1 MHz VBW: 3 MHz)									
10480.00	35.05	H	1.7	39.65	-42.46	4.592	54.00	36.83	17.17
10480.00	36.00	V	1.6	39.65	-42.46	4.592	54.00	37.78	16.22

Remark	H : Horizontal, V : Vertical TEST MODE : CH : 48 - 5 240 MHz (x postion) *Measurement Distance : 3 m *The TX signal wasn't detected from 5th harmonics. *Checked in all 3 axis and the maximum measured data were reported.(Worst data is X axis of position) *Total = Reading Value + Antenna Factor + Cable Loss - Amp Gain + Duty Cycle Correction *This test was radiated up to 40.0 GHz but no noise was measured.

802.11a_UNII-2A_ANT0_CH64

Frequency (MHz)	Reading (dB μV)	Position (V/H)	Height (m)	Correction Factor		Duty Cycle Correction(dB)	Result Value		
				Ant Factor (dB)	AMP & Cable (dB)		Limit (dB μV/m)	Result (dB μV/m)	Margin (dB)
PEAK(RBW: 1 MHz VBW: 3 MHz)									
5350.00	48.85	H	1.6	31.82	-26.70		74.00	53.97	20.03
5350.00	59.01	V	1.6	31.82	-26.70		74.00	64.13	9.87
10640.00	48.12	H	1.5	40.08	-42.48		74.00	45.72	28.28
10640.00	49.50	V	1.5	40.08	-42.48		74.00	47.10	26.90
AV(RBW: 1 MHz VBW: 3 MHz)									
5350.00	35.99	H	1.6	31.82	-26.70	4.592	54.00	45.70	8.30
5350.00	36.19	V	1.6	31.82	-26.70	4.592	54.00	45.90	8.10
10640.00	35.12	H	1.5	40.08	-42.48	4.592	54.00	37.31	16.69
10640.00	36.42	V	1.5	40.08	-42.48	4.592	54.00	38.61	15.39

Remark	H : Horizontal, V : Vertical TEST MODE : CH : 64 -5 320 MHz (x postion) *Measurement Distance : 3 m *The TX signal wasn't detected from 5th harmonics. *Checked in all 3 axis and the maximum measured data were reported.(Worst data is X axis of position) *Total = Reading Value + Antenna Factor + Cable Loss - Amp Gain + Duty Cycle Correction *This test was radiated up to 40.0 GHz but no noise was measured.

802.11a_UNII-1_ANT1_CH 36

Frequency (MHz)	Reading (dB μV)	Position (V/H)	Height (m)	Correction Factor		Duty Cycle Correction(dB)	Result Value		
				Ant Factor (dB)	AMP & Cable (dB)		Limit (dB μV/m)	Result (dB μV/m)	Margin (dB)
PEAK(RBW: 1 MHz VBW: 3 MHz)									
5150.00	56.58	H	1.5	31.90	-26.79		74.00	61.69	12.31
5150.00	63.36	V	1.5	31.90	-26.79		74.00	68.47	5.53
10300.00	50.01	H	1.5	39.32	-42.39		74.00	46.94	27.06
10300.00	51.11	V	1.5	39.32	-42.39		74.00	48.04	25.96
AV(RBW: 1 MHz VBW: 3 MHz)									
5150.00	36.58	H	1.5	31.90	-26.79	4.592	54.00	46.28	7.72
5150.00	38.31	V	1.5	31.90	-26.79	4.592	54.00	48.01	5.99
10300.00	36.02	H	1.8	39.32	-42.39	4.592	54.00	37.54	16.46
10300.00	37.12	V	1.5	39.32	-42.39	4.592	54.00	38.64	15.36

Remark	H : Horizontal, V : Vertical TEST MODE : CH : 36 - 5 180 MHz (x postion) *Measurement Distance : 3 m *The TX signal wasn't detected from 5th harmonics. *Checked in all 3 axis and the maximum measured data were reported.(Worst data is X axis of position) *Total = Reading Value + Antenna Factor + Cable Loss - Amp Gain + Duty Cycle Correction *This test was radiated up to 40.0 GHz but no noise was measured.

802.11a_UNII-1_ANT1_CH48

Frequency (MHz)	Reading (dB μV)	Position (V/H)	Height (m)	Correction Factor		Duty Cycle Correction(dB)	Result Value		
				Ant Factor (dB)	AMP & Cable (dB)		Limit (dB μV/m)	Result (dB μV/m)	Margin (dB)
PEAK(RBW: 1 MHz VBW: 3 MHz)									
10480.00	48.70	H	1.6	39.65	-42.46		74.00	45.89	28.11
10480.00	49.51	V	1.6	39.65	-42.46		74.00	46.70	27.30
AV(RBW: 1 MHz VBW: 3 MHz)									
10480.00	35.06	H	1.6	39.65	-42.46	4.592	54.00	36.84	17.16
10480.00	35.94	V	1.6	39.65	-42.46	4.592	54.00	37.72	16.28

Remark	H : Horizontal, V : Vertical TEST MODE : CH : 48 - 5 240 MHz (x postion) *Measurement Distance : 3 m *The TX signal wasn't detected from 5th harmonics. *Checked in all 3 axis and the maximum measured data were reported.(Worst data is X axis of position) *Total = Reading Value + Antenna Factor + Cable Loss - Amp Gain + Duty Cycle Correction *This test was radiated up to 40.0 GHz but no noise was measured.

802.11a_UNII-2A_ANT1_CH64

Frequency (MHz)	Reading (dB μV)	Position (V/H)	Height (m)	Correction Factor		Duty Cycle Correction(dB)	Result Value		
				Ant Factor (dB)	AMP & Cable (dB)		Limit (dB μV/m)	Result (dB μV/m)	Margin (dB)
PEAK(RBW: 1 MHz VBW: 3 MHz)									
5350.00	47.22	H	1.6	31.82	-26.70		74.00	52.34	21.66
5350.00	54.16	V	1.6	31.82	-26.70		74.00	59.28	14.72
10640.00	49.00	H	1.5	40.08	-42.48		74.00	46.60	27.40
10640.00	49.56	V	1.5	40.08	-42.48		74.00	47.16	26.84
AV(RBW: 1 MHz VBW: 3 MHz)									
5350.00	35.83	H	1.6	31.82	-26.70	4.592	54.00	45.54	8.46
5350.00	37.20	V	1.6	31.82	-26.70	4.592	54.00	46.91	7.09
10640.00	35.10	H	1.5	40.08	-42.48	4.592	54.00	37.29	16.71
10640.00	36.12	V	1.5	40.08	-42.48	4.592	54.00	38.31	15.69

Remark	H : Horizontal, V : Vertical TEST MODE : CH : 64 -5 320 MHz (x postion) *Measurement Distance : 3 m *The TX signal wasn't detected from 5th harmonics. *Checked in all 3 axis and the maximum measured data were reported.(Worst data is X axis of position) *Total = Reading Value + Antenna Factor + Cable Loss - Amp Gain + Duty Cycle Correction *This test was radiated up to 40.0 GHz but no noise was measured.

802.11n(HT20)_UNII-1_ANT0_CH36

Frequency (MHz)	Reading (dB μV)	Position (V/H)	Height (m)	Correction Factor		Duty Cycle Correction(dB)	Result Value		
				Ant Factor (dB)	AMP & Cable (dB)		Limit (dB μV/m)	Result (dB μV/m)	Margin (dB)
PEAK(RBW: 1 MHz VBW: 3 MHz)									
5150.00	48.38	H	1.5	31.90	-26.79		74.00	53.49	20.51
5150.00	61.35	V	1.5	31.90	-26.79		74.00	66.46	7.54
10300.00	49.02	H	1.5	39.32	-42.39		74.00	45.95	28.05
10300.00	50.06	V	1.5	39.32	-42.39		74.00	46.99	27.01
AV(RBW: 1 MHz VBW: 3 MHz)									
5150.00	35.94	H	1.5	31.90	-26.79	5.417	54.00	46.47	7.53
5150.00	38.02	V	1.5	31.90	-26.79	5.417	54.00	48.55	5.45
10300.00	36.06	H	1.8	39.32	-42.39	5.417	54.00	38.41	15.59
10300.00	36.90	V	1.5	39.32	-42.39	5.417	54.00	39.25	14.75

Remark	H : Horizontal, V : Vertical TEST MODE : CH : 36 - 5 180 MHz (x postion) *Measurement Distance : 3 m *The TX signal wasn't detected from 5th harmonics. *Checked in all 3 axis and the maximum measured data were reported.(Worst data is X axis of position) *Total = Reading Value + Antenna Factor + Cable Loss - Amp Gain + Duty Cycle Correction *This test was radiated up to 40.0 GHz but no noise was measured.

802.11n(HT20)_UNII-1_ANT0_CH48

Frequency (MHz)	Reading (dB ㎶)	Position (V/H)	Height (m)	Correction Factor		Duty Cycle Correction(dB)	Result Value		
				Ant Factor (dB)	AMP & Cable (dB)		Limit (dB ㎶/m)	Result (dB ㎶/m)	Margin (dB)
PEAK(RBW: 1 MHz VBW: 3 MHz)									
10480.00	48.69	H	1.5	39.65	-42.46		74.00	45.88	28.12
10480.00	49.50	V	1.5	39.65	-42.46		74.00	46.69	27.31
AV(RBW: 1 MHz VBW: 3 MHz)									
10480.00	36.13	H	1.5	39.65	-42.46	5.417	54.00	38.74	15.26
10480.00	37.07	V	1.5	39.65	-42.46	5.417	54.00	39.68	14.32

Remark	H : Horizontal, V : Vertical TEST MODE : CH : 48 - 5 240 MHz (x postion) *Measurement Distance : 3 m *The TX signal wasn't detected from 5th harmonics. *Checked in all 3 axis and the maximum measured data were reported.(Worst data is X axis of position) *Total = Reading Value + Antenna Factor + Cable Loss - Amp Gain + Duty Cycle Correction *This test was radiated up to 40.0 GHz but no noise was measured.

802. 11n(HT20)_UNII-2A_ANT0_CH64

Frequency (MHz)	Reading (dB ㎶)	Position (V/H)	Height (m)	Correction Factor		Duty Cycle Correction(dB)	Result Value		
				Ant Factor (dB)	AMP & Cable (dB)		Limit (dB ㎶/m)	Result (dB ㎶/m)	Margin (dB)
PEAK(RBW: 1 MHz VBW: 3 MHz)									
5350.00	51.47	H	1.6	31.82	-26.70		74.00	56.59	17.41
5350.00	64.85	V	1.6	31.82	-26.70		74.00	69.97	4.03
10640.00	49.67	H	1.5	40.08	-42.48		74.00	47.27	26.73
10640.00	50.74	V	1.5	40.08	-42.48		74.00	48.34	25.66
AV(RBW: 1 MHz VBW: 3 MHz)									
5350.00	35.81	H	1.6	31.82	-26.70	5.417	54.00	46.35	7.65
5350.00	36.84	V	1.6	31.82	-26.70	5.417	54.00	47.38	6.62
10640.00	36.55	H	1.5	40.08	-42.48	5.417	54.00	39.57	14.43
10640.00	37.07	V	1.5	40.08	-42.48	5.417	54.00	40.09	13.91

Remark	H : Horizontal, V : Vertical TEST MODE : CH : 64 -5 320 MHz (x postion) *Measurement Distance : 3 m *The TX signal wasn't detected from 5th harmonics. *Checked in all 3 axis and the maximum measured data were reported.(Worst data is X axis of position) *Total = Reading Value + Antenna Factor + Cable Loss - Amp Gain + Duty Cycle Correction *This test was radiated up to 40.0 GHz but no noise was measured.

802.11n(HT20)_UNII-1_ANT1_CH36

Frequency (MHz)	Reading (dB μV)	Position (V/H)	Height (m)	Correction Factor		Duty Cycle Correction(dB)	Result Value		
				Ant Factor (dB)	AMP & Cable (dB)		Limit (dB μV/m)	Result (dB μV/m)	Margin (dB)
PEAK(RBW: 1 MHz VBW: 3 MHz)									
5150.00	49.35	H	1.5	31.90	-26.79		74.00	54.46	19.54
5150.00	56.33	V	1.5	31.90	-26.79		74.00	61.44	12.56
10300.00	48.91	H	1.5	39.32	-42.39		74.00	45.84	28.16
10300.00	49.84	V	1.5	39.32	-42.39		74.00	46.77	27.23
AV(RBW: 1 MHz VBW: 3 MHz)									
5150.00	35.70	H	1.5	31.90	-26.79	5.417	54.00	46.23	7.77
5150.00	37.27	V	1.5	31.90	-26.79	5.417	54.00	47.80	6.20
10300.00	35.25	H	1.8	39.32	-42.39	5.417	54.00	37.60	16.40
10300.00	36.74	V	1.5	39.32	-42.39	5.417	54.00	39.09	14.91

Remark	H : Horizontal, V : Vertical TEST MODE : CH : 36 - 5 180 MHz (x postion) *Measurement Distance : 3 m *The TX signal wasn't detected from 5th harmonics. *Checked in all 3 axis and the maximum measured data were reported.(Worst data is X axis of position) *Total = Reading Value + Antenna Factor + Cable Loss - Amp Gain + Duty Cycle Correction *This test was radiated up to 40.0 GHz but no noise was measured.

802.11N(HT20)_UNII-1_ANT1_CH48

Frequency (MHz)	Reading (dB ㎶)	Position (V/H)	Height (m)	Correction Factor		Duty Cycle Correction(dB)	Result Value		
				Ant Factor (dB)	AMP & Cable (dB)		Limit (dB ㎶/m)	Result (dB ㎶/m)	Margin (dB)
PEAK(RBW: 1 MHz VBW: 3 MHz)									
10480.00	48.67	H	1.5	39.65	-42.46		74.00	45.86	28.14
10480.00	49.52	V	1.6	39.65	-42.46		74.00	46.71	27.29
AV(RBW: 1 MHz VBW: 3 MHz)									
10480.00	36.22	H	1.5	39.65	-42.46	5.417	54.00	38.83	15.17
10480.00	37.05	V	1.6	39.65	-42.46	5.417	54.00	39.66	14.34

Remark	H : Horizontal, V : Vertical TEST MODE : CH : 48 - 5 240 MHz (x postion) *Measurement Distance : 3 m *The TX signal wasn't detected from 5th harmonics. *Checked in all 3 axis and the maximum measured data were reported.(Worst data is X axis of position) *Total = Reading Value + Antenna Factor + Cable Loss - Amp Gain + Duty Cycle Correction *This test was radiated up to 40.0 GHz but no noise was measured.

802. 11n(HT20)_UNII-2A_ANT1_CH64

Frequency (MHz)	Reading (dB μV)	Position (V/H)	Height (m)	Correction Factor		Duty Cycle Correction(dB)	Result Value		
				Ant Factor (dB)	AMP & Cable (dB)		Limit (dB μV/m)	Result (dB μV/m)	Margin (dB)
PEAK(RBW: 1 MHz VBW: 3 MHz)									
5350.00	50.06	H	1.6	31.82	-26.70		74.00	55.18	18.82
5350.00	59.84	V	1.6	31.82	-26.70		74.00	64.96	9.04
10640.00	48.52	H	1.5	40.08	-42.48		74.00	46.12	27.88
10640.00	49.61	V	1.5	40.08	-42.48		74.00	47.21	26.79
AV(RBW: 1 MHz VBW: 3 MHz)									
5350.00	36.00	H	1.6	31.82	-26.70	5.417	54.00	46.54	7.46
5350.00	36.94	V	1.6	31.82	-26.70	5.417	54.00	47.48	6.52
10640.00	36.45	H	1.5	40.08	-42.48	5.417	54.00	39.47	14.53
10640.00	37.12	V	1.5	40.08	-42.48	5.417	54.00	40.14	13.86

Remark	H : Horizontal, V : Vertical TEST MODE : CH : 64 -5 320 MHz (x postion) *Measurement Distance : 3 m *The TX signal wasn't detected from 5th harmonics. *Checked in all 3 axis and the maximum measured data were reported.(Worst data is X axis of position) *Total = Reading Value + Antenna Factor + Cable Loss - Amp Gain + Duty Cycle Correction *This test was radiated up to 40.0 GHz but no noise was measured.

802.11n(HT20)_UNII-1_MIMO_CH36

Frequency (MHz)	Reading (dB μV)	Position (V/H)	Height (m)	Correction Factor		Duty Cycle Correction(dB)	Result Value		
				Ant Factor (dB)	AMP & Cable (dB)		Limit (dB μV/m)	Result (dB μV/m)	Margin (dB)
PEAK(RBW: 1 MHz VBW: 3 MHz)									
5150.00	52.44	H	1.5	31.90	-26.79		74.00	57.55	16.45
5150.00	62.68	V	1.5	31.90	-26.79		74.00	67.79	6.21
10300.00	49.74	H	1.5	39.32	-42.39		74.00	46.67	27.33
10300.00	51.39	V	1.5	39.32	-42.39		74.00	48.32	25.68
AV(RBW: 1 MHz VBW: 3 MHz)									
5150.00	36.16	H	1.5	31.90	-26.79	5.417	54.00	46.69	7.31
5150.00	38.60	V	1.5	31.90	-26.79	5.417	54.00	49.13	4.87
10300.00	35.96	H	1.8	39.32	-42.39	5.417	54.00	38.31	15.69
10300.00	36.74	V	1.5	39.32	-42.39	5.417	54.00	39.09	14.91

Remark

H : Horizontal, V : Vertical TEST MODE : CH : 36 - 5 180 MHz (x postion)

*Measurement Distance : 3 m
*The TX signal wasn't detected from 5th harmonics.
*Checked in all 3 axis and the maximum measured data were reported.(Worst data is X axis of position)
*Total = Reading Value + Antenna Factor + Cable Loss - Amp Gain + Duty Cycle Correction
*This test was radiated up to 40.0 GHz but no noise was measured.

802.11n(HT20)_UNII-1_MIMO_CH48

Frequency (MHz)	Reading (dB ㎶)	Position (V/H)	Height (m)	Correction Factor		Duty Cycle Correction(dB)	Result Value		
				Ant Factor (dB)	AMP & Cable (dB)		Limit (dB ㎶/m)	Result (dB ㎶/m)	Margin (dB)
PEAK(RBW: 1 MHz VBW: 3 MHz)									
10480.00	49.00	H	1.5	39.65	-42.46		74.00	46.19	27.81
10480.00	50.03	V	1.5	39.65	-42.46		74.00	47.22	26.78
AV(RBW: 1 MHz VBW: 3 MHz)									
10480.00	36.24	H	1.5	39.65	-42.46	5.417	54.00	38.85	15.15
10480.00	37.21	V	1.5	39.65	-42.46	5.417	54.00	39.82	14.18

Remark	H : Horizontal, V : Vertical TEST MODE : CH : 48 - 5 240 MHz (x postion) *Measurement Distance : 3 m *The TX signal wasn't detected from 5th harmonics. *Checked in all 3 axis and the maximum measured data were reported.(Worst data is X axis of position) *Total = Reading Value + Antenna Factor + Cable Loss - Amp Gain + Duty Cycle Correction *This test was radiated up to 40.0 GHz but no noise was measured.

802. 11n(HT20)_UNII-2A_MIMO_CH64

Frequency (MHz)	Reading (dB μV)	Position (V/H)	Height (m)	Correction Factor		Duty Cycle Correction(dB)	Result Value		
				Ant Factor (dB)	AMP & Cable (dB)		Limit (dB μV/m)	Result (dB μV/m)	Margin (dB)
PEAK(RBW: 1 MHz VBW: 3 MHz)									
5350.00	52.95	H	1.6	31.82	-26.70		74.00	58.07	15.93
5350.00	62.23	V	1.6	31.82	-26.70		74.00	67.35	6.65
10640.00	50.01	H	1.5	40.08	-42.48		74.00	47.61	26.39
10640.00	51.21	V	1.5	40.08	-42.48		74.00	48.81	25.19
AV(RBW: 1 MHz VBW: 3 MHz)									
5350.00	36.53	H	1.6	31.82	-26.70	5.417	54.00	47.07	6.93
5350.00	38.23	V	1.6	31.82	-26.70	5.417	54.00	48.77	5.23
10640.00	36.48	H	1.5	40.08	-42.48	5.417	54.00	39.50	14.50
10640.00	37.90	V	1.5	40.08	-42.48	5.417	54.00	40.92	13.08

Remark	H : Horizontal, V : Vertical TEST MODE : CH : 64 -5 320 MHz (x postion) *Measurement Distance : 3 m *The TX signal wasn't detected from 5th harmonics. *Checked in all 3 axis and the maximum measured data were reported.(Worst data is X axis of position) *Total = Reading Value + Antenna Factor + Cable Loss - Amp Gain + Duty Cycle Correction *This test was radiated up to 40.0 GHz but no noise was measured.

802.11n(HT40)_UNII-1_ANT0_CH38

Frequency (MHz)	Reading (dB ㎶)	Position (V/H)	Height (m)	Correction Factor		Duty Cycle Correction(dB)	Result Value		
				Ant Factor (dB)	AMP & Cable (dB)		Limit (dB ㎶/m)	Result (dB ㎶/m)	Margin (dB)
PEAK(RBW: 1 MHz VBW: 3 MHz)									
5150.00	49.96	H	1.7	31.90	-26.79		74.00	55.07	18.93
5150.00	61.99	V	1.5	31.90	-26.79		74.00	67.10	6.90
10380.00	50.12	H	1.5	39.51	-42.43		74.00	47.20	26.80
10380.00	51.34	V	1.5	39.51	-42.43		74.00	48.42	25.58
AV(RBW: 1 MHz VBW: 3 MHz)									
5150.00	35.78	H	1.7	31.90	-26.79	7.739	54.00	48.63	5.37
5150.00	37.47	V	1.5	31.90	-26.79	7.739	54.00	50.32	3.68
10380.00	36.53	H	1.5	39.51	-42.43	7.739	54.00	41.35	12.65
10380.00	37.50	V	1.5	39.51	-42.43	7.739	54.00	42.32	11.68

Remark	H : Horizontal, V : Vertical TEST MODE : CH : 38 - 5 190 MHz (x postion) *Measurement Distance : 3 m *The TX signal wasn't detected from 5th harmonics. *Checked in all 3 axis and the maximum measured data were reported.(Worst data is X axis of position) *Total = Reading Value + Antenna Factor + Cable Loss - Amp Gain + Duty Cycle Correction *This test was radiated up to 40.0 GHz but no noise was measured.

802. 11n(HT40)_UNII-2A_ANT0_CH62

Frequency (MHz)	Reading (dB ㎶)	Position (V/H)	Height (m)	Correction Factor		Duty Cycle Correction(dB)	Result Value		
				Ant Factor (dB)	AMP & Cable (dB)		Limit (dB ㎶/m)	Result (dB ㎶/m)	Margin (dB)
PEAK(RBW: 1 MHz VBW: 3 MHz)									
5350.00	51.35	H	1.6	31.82	-26.70		74.00	56.47	17.53
5350.00	63.71	V	1.6	31.82	-26.70		74.00	68.83	5.17
10620.00	49.65	H	1.6	40.04	-42.43		74.00	47.26	26.74
10620.00	50.94	V	1.6	40.04	-42.43		74.00	48.55	25.45
AV(RBW: 1 MHz VBW: 3 MHz)									
5350.00	36.42	H	1.6	31.82	-26.70	7.739	54.00	49.28	4.72
5350.00	38.92	V	1.6	31.82	-26.70	7.739	54.00	51.78	2.22
10620.00	36.27	H	1.6	40.04	-42.43	7.739	54.00	41.62	12.38
10620.00	37.12	V	1.6	40.04	-42.43	7.739	54.00	42.47	11.53

Remark	H : Horizontal, V : Vertical TEST MODE : CH : 62 -5 310 MHz (x postion) *Measurement Distance : 3 m *The TX signal wasn't detected from 5th harmonics. *Checked in all 3 axis and the maximum measured data were reported.(Worst data is X axis of position) *Total = Reading Value + Antenna Factor + Cable Loss - Amp Gain + Duty Cycle Correction *This test was radiated up to 40.0 GHz but no noise was measured.

802.11n(HT40)_UNII-1_ANT1_CH38

Frequency (MHz)	Reading (dB μV)	Position (V/H)	Height (m)	Correction Factor		Duty Cycle Correction(dB)	Result Value		
				Ant Factor (dB)	AMP & Cable (dB)		Limit (dB μV/m)	Result (dB μV/m)	Margin (dB)
PEAK(RBW: 1 MHz VBW: 3 MHz)									
5150.00	50.09	H	1.5	31.90	-26.79		74.00	55.20	18.80
5150.00	59.09	V	1.5	31.90	-26.79		74.00	64.20	9.80
10380.00	49.81	H	1.5	39.51	-42.43		74.00	46.89	27.11
10380.00	50.71	V	1.5	39.51	-42.43		74.00	47.79	26.21
AV(RBW: 1 MHz VBW: 3 MHz)									
5150.00	35.68	H	1.5	31.90	-26.79	7.739	54.00	48.53	5.47
5150.00	37.19	V	1.5	31.90	-26.79	7.739	54.00	50.04	3.96
10380.00	36.08	H	1.5	39.51	-42.43	7.739	54.00	40.90	13.10
10380.00	36.78	V	1.5	39.51	-42.43	7.739	54.00	41.60	12.40

Remark	H : Horizontal, V : Vertical TEST MODE : CH : 38 - 5 190 MHz (x postion) *Measurement Distance : 3 m *The TX signal wasn't detected from 5th harmonics. *Checked in all 3 axis and the maximum measured data were reported.(Worst data is X axis of position) *Total = Reading Value + Antenna Factor + Cable Loss - Amp Gain + Duty Cycle Correction *This test was radiated up to 40.0 GHz but no noise was measured.

802. 11n(HT40)_UNII-2A_ANT1_CH62

Frequency (MHz)	Reading (dB ㎶)	Position (V/H)	Height (m)	Correction Factor		Duty Cycle Correction(dB)	Result Value		
				Ant Factor (dB)	AMP & Cable (dB)		Limit (dB ㎶/m)	Result (dB ㎶/m)	Margin (dB)
PEAK(RBW: 1 MHz VBW: 3 MHz)									
5350.00	51.25	H	1.6	31.82	-26.70		74.00	56.37	17.63
5350.00	57.95	V	1.6	31.82	-26.70		74.00	63.07	10.93
10620.00	49.44	H	1.6	40.04	-42.43		74.00	47.05	26.95
10620.00	51.11	V	1.6	40.04	-42.43		74.00	48.72	25.28
AV(RBW: 1 MHz VBW: 3 MHz)									
5350.00	36.41	H	1.6	31.82	-26.70	7.739	54.00	49.27	4.73
5350.00	37.51	V	1.6	31.82	-26.70	7.739	54.00	50.37	3.63
10620.00	36.00	H	1.6	40.04	-42.43	7.739	54.00	41.35	12.65
10620.00	36.77	V	1.6	40.04	-42.43	7.739	54.00	42.12	11.88

Remark	H : Horizontal, V : Vertical TEST MODE : CH : 62 -5 310 MHz (x postion) *Measurement Distance : 3 m *The TX signal wasn't detected from 5th harmonics. *Checked in all 3 axis and the maximum measured data were reported.(Worst data is X axis of position) *Total = Reading Value + Antenna Factor + Cable Loss - Amp Gain + Duty Cycle Correction *This test was radiated up to 40.0 GHz but no noise was measured.

802.11n(HT40)_UNII-1_MIMO_CH38

Frequency (MHz)	Reading (dB μV)	Position (V/H)	Height (m)	Correction Factor		Duty Cycle Correction(dB)	Result Value		
				Ant Factor (dB)	AMP & Cable (dB)		Limit (dB μV/m)	Result (dB μV/m)	Margin (dB)
PEAK(RBW: 1 MHz VBW: 3 MHz)									
5350.00	50.98	H	1.6	31.82	-26.70		74.00	57.87	16.13
5350.00	58.39	V	1.6	31.82	-26.70		74.00	66.52	7.48
10620.00	49.67	H	1.6	40.04	-42.43		54.00	47.25	6.75
10620.00	50.39	V	1.6	40.04	-42.43		54.00	48.20	5.80
AV(RBW: 1 MHz VBW: 3 MHz)									
5350.00	35.84	H	1.6	31.82	-26.70	7.739	54.00	49.28	4.73
5350.00	36.95	V	1.6	31.82	-26.70	7.739	54.00	51.09	2.92
10620.00	35.97	H	1.6	40.04	-42.43	7.739	54.00	40.35	13.66
10620.00	36.67	V	1.6	40.04	-42.43	7.739	54.00	42.51	11.50

Remark	H : Horizontal, V : Vertical TEST MODE : CH : 38 - 5 190 MHz (x postion) *Measurement Distance : 3 m *The TX signal wasn't detected from 5th harmonics. *Checked in all 3 axis and the maximum measured data were reported.(Worst data is X axis of position) *Total = Reading Value + Antenna Factor + Cable Loss - Amp Gain + Duty Cycle Correction *This test was radiated up to 40.0 GHz but no noise was measured.

802. 11n(HT40)_UNII-2A_MIMO_CH62

Frequency (MHz)	Reading (dB ㎶)	Position (V/H)	Height (m)	Correction Factor		Duty Cycle Correction(dB)	Result Value		
				Ant Factor (dB)	AMP & Cable (dB)		Limit (dB ㎶/m)	Result (dB ㎶/m)	Margin (dB)
PEAK(RBW: 1 MHz VBW: 3 MHz)									
5350.00	49.89	H	1.6	31.82	-26.70		74.00	55.01	18.99
5350.00	60.09	V	1.6	31.82	-26.70		74.00	65.21	8.79
10620.00	49.79	H	1.6	40.04	-42.43		54.00	47.40	6.60
10620.00	50.67	V	1.6	40.04	-42.43		54.00	48.28	5.72
AV(RBW: 1 MHz VBW: 3 MHz)									
5350.00	36.34	H	1.6	31.82	-26.70	7.739	54.00	49.20	4.80
5350.00	37.84	V	1.6	31.82	-26.70	7.739	54.00	50.70	3.30
10620.00	36.05	H	1.6	40.04	-42.43	7.739	54.00	41.40	12.60
10620.00	36.79	V	1.6	40.04	-42.43	7.739	54.00	42.14	11.86

Remark	H : Horizontal, V : Vertical TEST MODE : CH : 62 -5 310 MHz (x postion) *Measurement Distance : 3 m *The TX signal wasn't detected from 5th harmonics. *Checked in all 3 axis and the maximum measured data were reported.(Worst data is X axis of position) *Total = Reading Value + Antenna Factor + Cable Loss - Amp Gain + Duty Cycle Correction *This test was radiated up to 40.0 GHz but no noise was measured.

802.11ac(VHT20)_UNII-1_ANT0_CH36

Frequency (MHz)	Reading (dB ㎶)	Position (V/H)	Height (m)	Correction Factor		Duty Cycle Correction(dB)	Result Value		
				Ant Factor (dB)	AMP & Cable (dB)		Limit (dB ㎶/m)	Result (dB ㎶/m)	Margin (dB)
PEAK(RBW: 1 MHz VBW: 3 MHz)									
5150.00	52.74	H	1.5	31.90	-26.79		74.00	57.85	16.15
5150.00	61.38	V	1.5	31.90	-26.79		74.00	66.49	7.51
10300.00	48.91	H	1.5	39.32	-42.39		74.00	45.84	28.16
10300.00	49.84	V	1.5	39.32	-42.39		74.00	46.77	27.23
AV(RBW: 1 MHz VBW: 3 MHz)									
5150.00	36.20	H	1.5	31.90	-26.79	5.337	54.00	46.65	7.35
5150.00	38.60	V	1.5	31.90	-26.79	5.337	54.00	49.05	4.95
10300.00	35.25	H	1.8	39.32	-42.39	5.337	54.00	37.52	16.48
10300.00	36.74	V	1.5	39.32	-42.39	5.337	54.00	39.01	14.99

Remark	H : Horizontal, V : Vertical TEST MODE : CH : 36 - 5 180 MHz (x postion) *Measurement Distance : 3 m *The TX signal wasn't detected from 5th harmonics. *Checked in all 3 axis and the maximum measured data were reported.(Worst data is X axis of position) *Total = Reading Value + Antenna Factor + Cable Loss - Amp Gain + Duty Cycle Correction *This test was radiated up to 40.0 GHz but no noise was measured.

802.11ac(VHT20)_UNII-1_ANT0_CH48

Frequency (MHz)	Reading (dB ㎶)	Position (V/H)	Height (m)	Correction Factor		Duty Cycle Correction(dB)	Result Value		
				Ant Factor (dB)	AMP & Cable (dB)		Limit (dB ㎶/m)	Result (dB ㎶/m)	Margin (dB)
PEAK(RBW: 1 MHz VBW: 3 MHz)									
10480.00	49.01	H	1.7	39.65	-42.46		74.00	46.20	27.80
10480.00	49.66	V	1.6	39.65	-42.46		74.00	46.85	27.15
AV(RBW: 1 MHz VBW: 3 MHz)									
10480.00	36.01	H	1.7	39.65	-42.46	5.337	54.00	38.54	15.46
10480.00	37.22	V	1.6	39.65	-42.46	5.337	54.00	39.75	14.25

Remark	H : Horizontal, V : Vertical TEST MODE : CH : 48 - 5 240 MHz (x postion) *Measurement Distance : 3 m *The TX signal wasn't detected from 5th harmonics. *Checked in all 3 axis and the maximum measured data were reported.(Worst data is X axis of position) *Total = Reading Value + Antenna Factor + Cable Loss - Amp Gain + Duty Cycle Correction *This test was radiated up to 40.0 GHz but no noise was measured.

802. 11ac(VHT20)_UNII-2A_ANT0_CH64

Frequency (MHz)	Reading (dB μV)	Position (V/H)	Height (m)	Correction Factor		Duty Cycle Correction(dB)	Result Value		
				Ant Factor (dB)	AMP & Cable (dB)		Limit (dB μV/m)	Result (dB μV/m)	Margin (dB)
PEAK(RBW: 1 MHz VBW: 3 MHz)									
5350.00	53.95	H	1.6	31.82	-26.70		74.00	59.07	14.93
5350.00	65.07	V	1.6	31.82	-26.70		74.00	70.19	3.81
10640.00	48.52	H	1.5	40.08	-42.48		74.00	46.12	27.88
10640.00	49.61	V	1.5	40.08	-42.48		74.00	47.21	26.79
AV(RBW: 1 MHz VBW: 3 MHz)									
5350.00	36.14	H	1.6	31.82	-26.70	5.337	54.00	46.60	7.40
5350.00	36.16	V	1.6	31.82	-26.70	5.337	54.00	46.62	7.38
10640.00	36.45	H	1.5	40.08	-42.48	5.337	54.00	39.39	14.61
10640.00	37.12	V	1.5	40.08	-42.48	5.337	54.00	40.06	13.94

Remark	H : Horizontal, V : Vertical TEST MODE : CH : 64 -5 320 MHz (x postion) *Measurement Distance : 3 m *The TX signal wasn't detected from 5th harmonics. *Checked in all 3 axis and the maximum measured data were reported.(Worst data is X axis of position) *Total = Reading Value + Antenna Factor + Cable Loss - Amp Gain + Duty Cycle Correction *This test was radiated up to 40.0 GHz but no noise was measured.

802.11ac(VHT20)_UNII-1_ANT1_CH 36

Frequency (MHz)	Reading (dB ㎶)	Position (V/H)	Height (m)	Correction Factor		Duty Cycle Correction(dB)	Result Value		
				Ant Factor (dB)	AMP & Cable (dB)		Limit (dB ㎶/m)	Result (dB ㎶/m)	Margin (dB)
PEAK(RBW: 1 MHz VBW: 3 MHz)									
5150.00	50.89	H	1.5	31.90	-26.79		74.00	56.00	18.00
5150.00	57.28	V	1.5	31.90	-26.79		74.00	62.39	11.61
10300.00	48.37	H	1.5	39.32	-42.39		74.00	45.30	28.70
10300.00	49.50	V	1.5	39.32	-42.39		74.00	46.43	27.57
AV(RBW: 1 MHz VBW: 3 MHz)									
5150.00	35.73	H	1.5	31.90	-26.79	5.337	54.00	46.18	7.82
5150.00	36.99	V	1.5	31.90	-26.79	5.337	54.00	47.44	6.56
10300.00	36.52	H	1.5	39.32	-42.39	5.337	54.00	38.79	15.21
10300.00	37.07	V	1.5	39.32	-42.39	5.337	54.00	39.34	14.66

Remark	H : Horizontal, V : Vertical TEST MODE : CH : 36 - 5 180 MHz (x postion) *Measurement Distance : 3 m *The TX signal wasn't detected from 5th harmonics. *Checked in all 3 axis and the maximum measured data were reported.(Worst data is X axis of position) *Total = Reading Value + Antenna Factor + Cable Loss - Amp Gain + Duty Cycle Correction *This test was radiated up to 40.0 GHz but no noise was measured.

802.11ac(VHT20)_UNII-1_ANT1_CH48

Frequency (MHz)	Reading (dB μV)	Position (V/H)	Height (m)	Correction Factor		Duty Cycle Correction(dB)	Result Value		
				Ant Factor (dB)	AMP & Cable (dB)		Limit (dB μV/m)	Result (dB μV/m)	Margin (dB)
PEAK(RBW: 1 MHz VBW: 3 MHz)									
10480.00	50.10	H	1.7	39.65	-42.46		74.00	47.29	26.71
10480.00	51.10	V	1.6	39.65	-42.46		74.00	48.29	25.71
AV(RBW: 1 MHz VBW: 3 MHz)									
10480.00	36.20	H	1.7	39.65	-42.46	5.337	54.00	38.73	15.27
10480.00	36.97	V	1.6	39.65	-42.46	5.337	54.00	39.50	14.50

Remark	H : Horizontal, V : Vertical TEST MODE : CH : 48 - 5 240 MHz (x postion) *Measurement Distance : 3 m *The TX signal wasn't detected from 5th harmonics. *Checked in all 3 axis and the maximum measured data were reported.(Worst data is X axis of position) *Total = Reading Value + Antenna Factor + Cable Loss - Amp Gain + Duty Cycle Correction *This test was radiated up to 40.0 GHz but no noise was measured.

802.11ac(VHT20)_UNII-2A_ANT1_CH64

Frequency (MHz)	Reading (dB ㎶)	Position (V/H)	Height (m)	Correction Factor		Duty Cycle Correction(dB)	Result Value		
				Ant Factor (dB)	AMP & Cable (dB)		Limit (dB ㎶/m)	Result (dB ㎶/m)	Margin (dB)
PEAK(RBW: 1 MHz VBW: 3 MHz)									
5350.00	52.98	H	1.6	31.82	-26.70		74.00	58.10	15.90
5350.00	59.14	V	1.6	31.82	-26.70		74.00	64.26	9.74
10640.00	48.60	H	1.6	40.08	-42.48		74.00	46.20	27.80
10640.00	50.10	V	1.6	40.08	-42.48		74.00	47.70	26.30
AV(RBW: 1 MHz VBW: 3 MHz)									
5350.00	36.26	H	1.6	31.82	-26.70	5.337	54.00	46.72	7.28
5350.00	37.27	V	1.6	31.82	-26.70	5.337	54.00	47.73	6.27
10640.00	36.50	H	1.6	40.08	-42.48	5.337	54.00	39.44	14.56
10640.00	37.22	V	1.6	40.08	-42.48	5.337	54.00	40.16	13.84

Remark	H : Horizontal, V : Vertical TEST MODE : CH : 64 -5 320 MHz (x postion) *Measurement Distance : 3 m *The TX signal wasn't detected from 5th harmonics. *Checked in all 3 axis and the maximum measured data were reported.(Worst data is X axis of position) *Total = Reading Value + Antenna Factor + Cable Loss - Amp Gain + Duty Cycle Correction *This test was radiated up to 40.0 GHz but no noise was measured.

802.11ac(VHT20)_UNII-1_MIMO_CH 36

Frequency (MHz)	Reading (dB ㎶)	Position (V/H)	Height (m)	Correction Factor		Duty Cycle Correction(dB)	Result Value		
				Ant Factor (dB)	AMP & Cable (dB)		Limit (dB ㎶/m)	Result (dB ㎶/m)	Margin (dB)
PEAK(RBW: 1 MHz VBW: 3 MHz)									
5150.00	53.32	H	1.5	31.90	-26.79		74.00	58.43	15.57
5150.00	60.70	V	1.5	31.90	-26.79		74.00	65.81	8.19
10300.00	49.20	H	1.5	39.32	-42.39		74.00	46.13	27.87
10300.00	50.37	V	1.5	39.32	-42.39		74.00	47.30	26.70
AV(RBW: 1 MHz VBW: 3 MHz)									
5150.00	36.05	H	1.5	31.90	-26.79	5.337	54.00	46.50	7.50
5150.00	37.63	V	1.5	31.90	-26.79	5.337	54.00	48.08	5.92
10300.00	36.57	H	1.5	39.32	-42.39	5.337	54.00	38.84	15.16
10300.00	37.32	V	1.5	39.32	-42.39	5.337	54.00	39.59	14.41

Remark	H : Horizontal, V : Vertical TEST MODE : CH : 36 - 5 180 MHz (x postion) *Measurement Distance : 3 m *The TX signal wasn't detected from 5th harmonics. *Checked in all 3 axis and the maximum measured data were reported.(Worst data is X axis of position) *Total = Reading Value + Antenna Factor + Cable Loss - Amp Gain + Duty Cycle Correction *This test was radiated up to 40.0 GHz but no noise was measured.

802.11ac(VHT20)_UNII-1_MIMO_CH48

Frequency (MHz)	Reading (dB μV)	Position (V/H)	Height (m)	Correction Factor		Duty Cycle Correction(dB)	Result Value		
				Ant Factor (dB)	AMP & Cable (dB)		Limit (dB μV/m)	Result (dB μV/m)	Margin (dB)
PEAK(RBW: 1 MHz VBW: 3 MHz)									
10480.00	49.69	H	1.5	39.65	-42.46		74.00	46.88	27.12
10480.00	51.30	V	1.6	39.65	-42.46		74.00	48.49	25.51
AV(RBW: 1 MHz VBW: 3 MHz)									
10480.00	36.12	H	1.5	39.65	-42.46	5.337	54.00	38.65	15.35
10480.00	37.52	V	1.6	39.65	-42.46	5.337	54.00	40.05	13.95

Remark	H : Horizontal, V : Vertical TEST MODE : CH : 48 - 5 240 MHz (x postion) *Measurement Distance : 3 m *The TX signal wasn't detected from 5th harmonics. *Checked in all 3 axis and the maximum measured data were reported.(Worst data is X axis of position) *Total = Reading Value + Antenna Factor + Cable Loss - Amp Gain + Duty Cycle Correction *This test was radiated up to 40.0 GHz but no noise was measured.

802.11ac(VHT20)_UNII-2A_MIMO_CH64

Frequency (MHz)	Reading (dB μV)	Position (V/H)	Height (m)	Correction Factor		Duty Cycle Correction(dB)	Result Value		
				Ant Factor (dB)	AMP & Cable (dB)		Limit (dB μV/m)	Result (dB μV/m)	Margin (dB)
PEAK(RBW: 1 MHz VBW: 3 MHz)									
5350.00	49.49	H	1.6	31.82	-26.70		74.00	54.61	19.39
5350.00	57.63	V	1.6	31.82	-26.70		74.00	62.75	11.25
10640.00	49.10	H	1.6	40.08	-42.48		74.00	46.70	27.30
10640.00	50.71	V	1.6	40.08	-42.48		74.00	48.31	25.69
AV(RBW: 1 MHz VBW: 3 MHz)									
5350.00	36.09	H	1.6	31.82	-26.70	5.337	54.00	46.55	7.45
5350.00	37.52	V	1.6	31.82	-26.70	5.337	54.00	47.98	6.02
10640.00	35.01	H	1.6	40.08	-42.48	5.337	54.00	37.95	16.05
10640.00	37.17	V	1.6	40.08	-42.48	5.337	54.00	40.11	13.89

Remark	H : Horizontal, V : Vertical TEST MODE : CH : 64 -5 320 MHz (x postion) *Measurement Distance : 3 m *The TX signal wasn't detected from 5th harmonics. *Checked in all 3 axis and the maximum measured data were reported.(Worst data is X axis of position) *Total = Reading Value + Antenna Factor + Cable Loss - Amp Gain + Duty Cycle Correction *This test was radiated up to 40.0 GHz but no noise was measured.

802.11ac(VHT40)_UNII-1_ANT0_CH38

Frequency (MHz)	Reading (dB ㎶)	Position (V/H)	Height (m)	Correction Factor		Duty Cycle Correction(dB)	Result Value		
				Ant Factor (dB)	AMP & Cable (dB)		Limit (dB ㎶/m)	Result (dB ㎶/m)	Margin (dB)
PEAK(RBW: 1 MHz VBW: 3 MHz)									
5150.00	52.48	H	1.5	31.90	-26.79		74.00	57.59	16.41
5150.00	60.95	V	1.5	31.90	-26.79		74.00	66.06	7.94
10380.00	49.31	H	1.5	39.51	-42.43		74.00	46.39	27.61
10380.00	50.55	V	1.5	39.51	-42.43		74.00	47.63	26.37
AV(RBW: 1 MHz VBW: 3 MHz)									
5150.00	36.52	H	1.5	31.90	-26.79	7.725	54.00	49.36	4.65
5150.00	37.91	V	1.5	31.90	-26.79	7.725	54.00	50.75	3.26
10380.00	36.31	H	1.5	39.51	-42.43	7.725	54.00	41.12	12.89
10380.00	37.21	V	1.5	39.51	-42.43	7.725	54.00	42.02	11.99

Remark	H : Horizontal, V : Vertical TEST MODE : CH : 38 - 5 190 MHz (x postion) *Measurement Distance : 3 m *The TX signal wasn't detected from 5th harmonics. *Checked in all 3 axis and the maximum measured data were reported.(Worst data is X axis of position) *Total = Reading Value + Antenna Factor + Cable Loss - Amp Gain + Duty Cycle Correction *This test was radiated up to 40.0 GHz but no noise was measured.

802. 11ac(VHT40)_UNII-2A_ANT0_CH62

Frequency (MHz)	Reading (dB ㎶)	Position (V/H)	Height (m)	Correction Factor		Duty Cycle Correction(dB)	Result Value		
				Ant Factor (dB)	AMP & Cable (dB)		Limit (dB ㎶/m)	Result (dB ㎶/m)	Margin (dB)
PEAK(RBW: 1 MHz VBW: 3 MHz)									
5350.00	53.07	H	1.6	31.82	-26.70		74.00	58.19	15.81
5350.00	68.08	V	1.6	31.82	-26.70		74.00	73.20	0.80
10620.00	48.96	H	1.6	40.04	-42.43		74.00	46.57	27.43
10620.00	51.01	V	1.6	40.04	-42.43		74.00	48.62	25.38
AV(RBW: 1 MHz VBW: 3 MHz)									
5350.00	36.42	H	1.6	31.82	-26.70	7.725	54.00	49.27	4.73
5350.00	39.06	V	1.6	31.82	-26.70	7.725	54.00	51.91	2.10
10620.00	36.01	H	1.6	40.04	-42.43	7.725	54.00	41.35	12.66
10620.00	37.33	V	1.6	40.04	-42.43	7.725	54.00	42.67	11.34

Remark	H : Horizontal, V : Vertical TEST MODE : CH : 62 -5 310 MHz (x postion) *Measurement Distance : 3 m *The TX signal wasn't detected from 5th harmonics. *Checked in all 3 axis and the maximum measured data were reported.(Worst data is X axis of position) *Total = Reading Value + Antenna Factor + Cable Loss - Amp Gain + Duty Cycle Correction *This test was radiated up to 40.0 GHz but no noise was measured.

802.11ac(VHT40)_UNII-1_ANT1_CH38

Frequency (MHz)	Reading (dB ㎶)	Position (V/H)	Height (m)	Correction Factor		Duty Cycle Correction(dB)	Result Value		
				Ant Factor (dB)	AMP & Cable (dB)		Limit (dB ㎶/m)	Result (dB ㎶/m)	Margin (dB)
PEAK(RBW: 1 MHz VBW: 3 MHz)									
5150.00	52.64	H	1.5	31.90	-26.79		74.00	57.75	16.25
5150.00	59.86	V	1.5	31.90	-26.79		74.00	64.97	9.03
5146.63	61.19	V	1.5	31.90	-26.79		74.00	66.30	7.70
10380.00	49.34	H	1.5	39.51	-42.43		74.00	46.42	27.58
10380.00	50.53	V	1.5	39.51	-42.43		74.00	47.61	26.39
AV(RBW: 1 MHz VBW: 3 MHz)									
5150.00	36.06	H	1.5	31.90	-26.79	7.725	54.00	48.90	5.10
5150.00	37.93	V	1.5	31.90	-26.79	7.725	54.00	50.77	3.24
10380.00	36.43	H	1.5	39.51	-42.43	7.725	54.00	41.24	12.77
10380.00	37.22	V	1.5	39.51	-42.43	7.725	54.00	42.03	11.98

Remark	H : Horizontal, V : Vertical TEST MODE : CH : 38 - 5 190 MHz (x postion) *Measurement Distance : 3 m *The TX signal wasn't detected from 5th harmonics. *Checked in all 3 axis and the maximum measured data were reported.(Worst data is X axis of position) *Total = Reading Value + Antenna Factor + Cable Loss - Amp Gain + Duty Cycle Correction *This test was radiated up to 40.0 GHz but no noise was measured.

802. 11ac(VHT40)_UNII-2A_ANT1_CH62

Frequency (MHz)	Reading (dB ㎶)	Position (V/H)	Height (m)	Correction Factor		Duty Cycle Correction(dB)	Result Value		
				Ant Factor (dB)	AMP & Cable (dB)		Limit (dB ㎶/m)	Result (dB ㎶/m)	Margin (dB)
PEAK(RBW: 1 MHz VBW: 3 MHz)									
5350.00	53.05	H	1.6	31.82	-26.70		74.00	58.17	15.83
5351.25	53.63	H	1.6	31.82	-26.70		74.00	58.75	15.25
5350.00	63.12	V	1.6	31.82	-26.70		74.00	68.24	5.76
10620.00	49.10	H	1.6	40.04	-42.43		74.00	46.71	27.29
10620.00	50.71	V	1.6	40.04	-42.43		74.00	48.32	25.68
AV(RBW: 1 MHz VBW: 3 MHz)									
5350.00	36.60	H	1.6	31.82	-26.70	7.725	54.00	49.45	4.56
5350.00	38.63	V	1.6	31.82	-26.70	7.725	54.00	51.48	2.53
10620.00	35.01	H	1.6	40.04	-42.43	7.725	54.00	40.35	13.66
10620.00	37.17	V	1.6	40.04	-42.43	7.725	54.00	42.51	11.50

Remark	H : Horizontal, V : Vertical TEST MODE : CH : 62 -5 310 MHz (x postion) *Measurement Distance : 3 m *The TX signal wasn't detected from 5th harmonics. *Checked in all 3 axis and the maximum measured data were reported.(Worst data is X axis of position) *Total = Reading Value + Antenna Factor + Cable Loss - Amp Gain + Duty Cycle Correction *This test was radiated up to 40.0 GHz but no noise was measured.

802.11ac(VHT40)_UNII-1_MIMO_CH38

Frequency (MHz)	Reading (dB ㎶)	Position (V/H)	Height (m)	Correction Factor		Duty Cycle Correction(dB)	Result Value		
				Ant Factor (dB)	AMP & Cable (dB)		Limit (dB ㎶/m)	Result (dB ㎶/m)	Margin (dB)
PEAK(RBW: 1 MHz VBW: 3 MHz)									
5350.00	52.75	H	1.6	31.82	-26.70		74.00	57.87	16.13
5350.00	61.40	V	1.6	31.82	-26.70		74.00	66.52	7.48
10620.00	50.02	H	1.6	40.04	-42.43		54.00	47.25	6.75
10620.00	51.32	V	1.6	40.04	-42.43		54.00	48.20	5.80
AV(RBW: 1 MHz VBW: 3 MHz)									
5350.00	36.43	H	1.6	31.82	-26.70	7.725	54.00	49.28	4.65
5350.00	38.24	V	1.6	31.82	-26.70	7.725	54.00	51.09	3.26
10620.00	36.22	H	1.6	40.04	-42.43	7.725	54.00	40.35	13.66
10620.00	37.23	V	1.6	40.04	-42.43	7.725	54.00	42.51	11.50

Remark	H : Horizontal, V : Vertical TEST MODE : CH : 38 - 5 190 MHz (x postion) *Measurement Distance : 3 m *The TX signal wasn't detected from 5th harmonics. *Checked in all 3 axis and the maximum measured data were reported.(Worst data is X axis of position) *Total = Reading Value + Antenna Factor + Cable Loss - Amp Gain + Duty Cycle Correction *This test was radiated up to 40.0 GHz but no noise was measured.

802. 11ac(VHT40)_UNII-2A_MIMO_CH62

Frequency (MHz)	Reading (dB ㎶)	Position (V/H)	Height (m)	Correction Factor		Duty Cycle Correction(dB)	Result Value		
				Ant Factor (dB)	AMP & Cable (dB)		Limit (dB ㎶/m)	Result (dB ㎶/m)	Margin (dB)
PEAK(RBW: 1 MHz VBW: 3 MHz)									
5350.00	54.31	H	1.6	31.82	-26.70		74.00	59.43	14.57
5350.67	56.34	H	1.6	31.82	-26.70		74.00	61.46	12.54
5350.00	64.95	V	1.6	31.82	-26.70		74.00	70.07	3.93
10620.00	49.64	H	1.6	40.04	-42.43		54.00	47.25	6.75
10620.00	50.59	V	1.6	40.04	-42.43		54.00	48.20	5.80
AV(RBW: 1 MHz VBW: 3 MHz)									
5350.00	36.92	H	1.6	31.82	-26.70	7.725	54.00	49.77	4.23
5350.00	39.43	V	1.6	31.82	-26.70	7.725	54.00	52.28	1.73
10620.00	36.59	H	1.6	40.04	-42.43	7.725	54.00	41.93	12.08
10620.00	37.36	V	1.6	40.04	-42.43	7.725	54.00	42.70	11.31

Remark	H : Horizontal, V : Vertical TEST MODE : CH : 62 -5 310 MHz (x postion) *Measurement Distance : 3 m *The TX signal wasn't detected from 5th harmonics. *Checked in all 3 axis and the maximum measured data were reported.(Worst data is X axis of position) *Total = Reading Value + Antenna Factor + Cable Loss - Amp Gain + Duty Cycle Correction *This test was radiated up to 40.0 GHz but no noise was measured.

802.11ac(VHT80)_UNII-1_ANT0_CH42

Frequency (MHz)	Reading (dB ㎶)	Position (V/H)	Height (m)	Correction Factor		Duty Cycle Correction(dB)	Result Value		
				Ant Factor (dB)	AMP & Cable (dB)		Limit (dB ㎶/m)	Result (dB ㎶/m)	Margin (dB)
PEAK(RBW: 1 MHz VBW: 3 MHz)									
5133.33	52.27	H	1.5	31.90	-26.80		74.00	57.37	16.63
5145.58	63.76	V	1.5	31.90	-26.79		74.00	68.87	5.13
5150.00	49.66	H	1.5	31.90	-26.79		74.00	54.77	19.23
5150.00	62.16	V	1.5	31.90	-26.79		74.00	67.27	6.73
10420.00	49.31	H	1.5	39.60	-42.45		74.00	46.46	27.54
10420.00	50.55	V	1.5	39.60	-42.45		74.00	47.70	26.30
AV(RBW: 1 MHz VBW: 3 MHz)									
5150.00	35.59	H	1.5	31.90	-26.79	10.476	54.00	51.18	2.82
5150.00	36.74	V	1.5	31.90	-26.79	10.476	54.00	52.33	1.67
10420.00	36.47	H	1.5	39.60	-42.45	10.476	54.00	44.10	9.90
10420.00	37.09	V	1.5	39.60	-42.45	10.476	54.00	44.72	9.28

Remark	H : Horizontal, V : Vertical TEST MODE : CH : 42 - 5 210 MHz (x postion) *Measurement Distance : 3 m *The TX signal wasn't detected from 5th harmonics. *Checked in all 3 axis and the maximum measured data were reported.(Worst data is X axis of position) *Total = Reading Value + Antenna Factor + Cable Loss - Amp Gain + Duty Cycle Correction *This test was radiated up to 40.0 GHz but no noise was measured.

802. 11ac(VHT80)_UNII-2A_ANT0_CH58

Frequency (MHz)	Reading (dB μV)	Position (V/H)	Height (m)	Correction Factor		Duty Cycle Correction(dB)	Result Value		
				Ant Factor (dB)	AMP & Cable (dB)		Limit (dB μV/m)	Result (dB μV/m)	Margin (dB)
PEAK(RBW: 1 MHz VBW: 3 MHz)									
5350.00	53.74	H	1.6	31.82	-26.70		74.00	58.86	15.14
5350.00	54.51	V	1.6	31.82	-26.70		74.00	59.63	14.37
10580.00	47.59	H	1.6	39.96	-42.48		74.00	45.07	28.93
10580.00	48.50	V	1.6	39.96	-42.48		74.00	45.98	28.02
AV(RBW: 1 MHz VBW: 3 MHz)									
5350.00	36.14	H	1.6	31.82	-26.70	10.476	54.00	51.74	2.26
5350.00	36.41	V	1.6	31.82	-26.70	10.476	54.00	52.01	1.99
10580.00	35.52	H	1.6	39.96	-42.48	10.476	54.00	43.48	10.52
10580.00	36.01	V	1.6	39.96	-42.48	10.476	54.00	43.97	10.03

Remark	H : Horizontal, V : Vertical TEST MODE : CH : 58 -5 290 MHz (x postion) *Measurement Distance: 3 m *The TX signal wasn't detected from 5th harmonics. *Checked in all 3 axis and the maximum measured data were reported.(Worst data is X axis of position) *Total = Reading Value + Antenna Factor + Cable Loss - Amp Gain + Duty Cycle Correction *This test was radiated up to 40.0 GHz but no noise was measured.

802.11ac(VHT80)_UNII-1_ANT1_CH42

Frequency (MHz)	Reading (dB μV)	Position (V/H)	Height (m)	Correction Factor		Duty Cycle Correction(dB)	Result Value		
				Ant Factor (dB)	AMP & Cable (dB)		Limit (dB μV/m)	Result (dB μV/m)	Margin (dB)
PEAK(RBW: 1 MHz VBW: 3 MHz)									
5129.48	49.40	H	1.6	31.90	-26.80		74.00	54.50	19.50
5111.53	54.36	V	1.5	31.90	-26.81		74.00	59.45	14.55
5150.00	47.49	H	1.6	31.90	-26.79		74.00	52.60	21.40
5150.00	53.09	V	1.5	31.90	-26.79		74.00	58.20	15.80
10420.00	49.67	H	1.5	39.60	-42.45		74.00	46.82	27.18
10420.00	51.06	V	1.5	39.60	-42.45		74.00	48.21	25.79
AV(RBW: 1 MHz VBW: 3 MHz)									
5150.00	35.61	H	1.6	31.90	-26.79	10.476	54.00	51.20	2.80
5150.00	35.47	V	1.5	31.90	-26.79	10.476	54.00	51.06	2.94
10420.00	37.20	H	1.5	39.60	-42.45	10.476	54.00	44.83	9.17
10420.00	38.12	V	1.5	39.60	-42.45	10.476	54.00	45.75	8.25

Remark	H : Horizontal, V : Vertical TEST MODE : CH : 42 - 5 210 MHz (x postion) *Measurement Distance: 3 m *The TX signal wasn't detected from 5th harmonics. *Checked in all 3 axis and the maximum measured data were reported.(Worst data is X axis of position) *Total = Reading Value + Antenna Factor + Cable Loss - Amp Gain + Duty Cycle Correction *This test was radiated up to 40.0 GHz but no noise was measured.

802. 11ac(VHT80)_UNII-2A_ANT1_CH58

Frequency (MHz)	Reading (dB ㎶)	Position (V/H)	Height (m)	Correction Factor		Duty Cycle Correction(dB)	Result Value		
				Ant Factor (dB)	AMP & Cable (dB)		Limit (dB ㎶/m)	Result (dB ㎶/m)	Margin (dB)
PEAK(RBW: 1 MHz VBW: 3 MHz)									
5350.00	54.46	H	1.5	31.82	-26.70		74.00	59.58	14.42
5350.00	54.01	V	1.5	31.82	-26.70		74.00	59.13	14.87
10580.00	48.69	H	1.5	39.96	-42.48		74.00	46.17	27.83
10580.00	49.07	V	1.5	39.96	-42.48		74.00	46.55	27.45
AV(RBW: 1 MHz VBW: 3 MHz)									
5350.00	36.10	H	1.5	31.82	-26.70	10.476	54.00	51.70	2.30
5350.00	36.17	V	1.5	31.82	-26.70	10.476	54.00	51.77	2.23
10580.00	36.01	H	1.5	39.96	-42.48	10.476	54.00	43.97	10.03
10580.00	36.54	V	1.5	39.96	-42.48	10.476	54.00	44.50	9.50

Remark	H : Horizontal, V : Vertical TEST MODE : CH : 58 -5 290 MHz (x postion) *Measurement Distance : 3 m *The TX signal wasn't detected from 5th harmonics. *Checked in all 3 axis and the maximum measured data were reported.(Worst data is X axis of position) *Total = Reading Value + Antenna Factor + Cable Loss - Amp Gain + Duty Cycle Correction *This test was radiated up to 40.0 GHz but no noise was measured.

802.11ac(VHT80)_UNII-1_MIMO_CH42

Frequency (MHz)	Reading (dB ㎶)	Position (V/H)	Height (m)	Correction Factor		Duty Cycle Correction(dB)	Result Value		
				Ant Factor (dB)	AMP & Cable (dB)		Limit (dB ㎶/m)	Result (dB ㎶/m)	Margin (dB)
PEAK(RBW: 1 MHz VBW: 3 MHz)									
5126.20	55.23	H	1.5	31.90	-26.80		74.00	60.33	13.67
5144.23	64.47	V	1.5	31.90	-26.79		74.00	69.58	4.42
5150.00	54.58	H	1.5	31.90	-26.79		74.00	59.69	14.31
5150.00	63.69	V	1.5	31.90	-26.79		74.00	68.80	5.20
10420.00	49.50	H	1.5	39.60	-42.45		74.00	46.65	27.35
10420.00	50.36	V	1.5	39.60	-42.45		74.00	47.51	26.49
AV(RBW: 1 MHz VBW: 3 MHz)									
5150.00	35.84	H	1.5	31.90	-26.79	10.476	54.00	51.43	2.57
5150.00	36.69	V	1.5	31.90	-26.79	10.476	54.00	52.28	1.72
10420.00	36.34	H	1.5	39.60	-42.45	10.476	54.00	43.97	10.03
10420.00	37.24	V	1.5	39.60	-42.45	10.476	54.00	44.87	9.13

Remark	H : Horizontal, V : Vertical TEST MODE : CH : 42 - 5 210 MHz (x postion) *Measurement Distance : 3 m *The TX signal wasn't detected from 5th harmonics. *Checked in all 3 axis and the maximum measured data were reported.(Worst data is X axis of position) *Total = Reading Value + Antenna Factor + Cable Loss - Amp Gain + Duty Cycle Correction *This test was radiated up to 40.0 GHz but no noise was measured.

802. 11ac(VHT80)_UNII-2A_MIMO_CH58

Frequency (MHz)	Reading (dB μV)	Position (V/H)	Height (m)	Correction Factor		Duty Cycle Correction(dB)	Result Value		
				Ant Factor (dB)	AMP & Cable (dB)		Limit (dB μV/m)	Result (dB μV/m)	Margin (dB)
PEAK(RBW: 1 MHz VBW: 3 MHz)									
5350.00	55.60	H	1.6	31.82	-26.70		74.00	60.72	13.28
5350.00	66.43	V	1.6	31.82	-26.70		74.00	71.55	2.45
5262.50	57.51	H	1.6	39.96	-42.48		74.00	54.99	19.01
10580.00	49.05	H	1.6	39.96	-42.48		74.00	46.53	27.47
10580.00	50.78	V	1.6	39.96	-42.48		74.00	48.26	25.74
AV(RBW: 1 MHz VBW: 3 MHz)									
5350.00	36.40	H	1.6	31.82	-26.70	10.476	54.00	52.00	2.00
5350.00	37.45	V	1.6	31.82	-26.70	10.476	54.00	53.05	0.95
10580.00	36.34	H	1.6	39.96	-42.48	10.476	54.00	44.30	9.70
10580.00	37.09	V	1.6	39.96	-42.48	10.476	54.00	45.05	8.95

Remark	H : Horizontal, V : Vertical TEST MODE : CH : 58 -5 290 MHz (x postion) *Measurement Distance : 3 m *The TX signal wasn't detected from 5th harmonics. *Checked in all 3 axis and the maximum measured data were reported.(Worst data is X axis of position) *Total = Reading Value + Antenna Factor + Cable Loss - Amp Gain + Duty Cycle Correction *This test was radiated up to 40.0 GHz but no noise was measured.

802.11ax(HE20)_UNII-1_ANT0_CH36

Frequency (MHz)	Reading (dB μV)	Position (V/H)	Height (m)	Correction Factor		Duty Cycle Correction(dB)	Result Value		
				Ant Factor (dB)	AMP & Cable (dB)		Limit (dB μV/m)	Result (dB μV/m)	Margin (dB)
PEAK(RBW: 1 MHz VBW: 3 MHz)									
5150.00	57.32	H	1.5	31.90	-26.79		74.00	62.43	11.57
5150.00	65.12	V	1.5	31.90	-26.79		74.00	70.23	3.77
10300.00	50.61	H	1.5	39.32	-42.39		74.00	47.54	26.46
10300.00	52.04	V	1.5	39.32	-42.39		74.00	48.97	25.03
AV(RBW: 1 MHz VBW: 3 MHz)									
5150.00	36.29	H	1.5	31.90	-26.79	5.783	54.00	47.18	6.82
5150.00	39.27	V	1.5	31.90	-26.79	5.783	54.00	50.16	3.84
10300.00	36.64	H	1.8	39.32	-42.39	5.783	54.00	39.35	14.65
10300.00	38.50	V	1.5	39.32	-42.39	5.783	54.00	41.21	12.79

Remark	H : Horizontal, V : Vertical TEST MODE : CH : 36 - 5 180 MHz (x postion) *Measurement Distance : 3 m *The TX signal wasn't detected from 5th harmonics. *Checked in all 3 axis and the maximum measured data were reported.(Worst data is X axis of position) *Total = Reading Value + Antenna Factor + Cable Loss - Amp Gain + Duty Cycle Correction *This test was radiated up to 40.0 GHz but no noise was measured.

802.11ax(HE20)_UNII-1_ANT0_CH48

Frequency (MHz)	Reading (dB ㎶)	Position (V/H)	Height (m)	Correction Factor		Duty Cycle Correction(dB)	Result Value		
				Ant Factor (dB)	AMP & Cable (dB)		Limit (dB ㎶/m)	Result (dB ㎶/m)	Margin (dB)
PEAK(RBW: 1 MHz VBW: 3 MHz)									
10480.00	50.69	H	1.7	39.65	-42.46		74.00	47.88	26.12
10480.00	52.31	V	1.6	39.65	-42.46		74.00	49.50	24.50
AV(RBW: 1 MHz VBW: 3 MHz)									
10480.00	36.37	H	1.7	39.65	-42.46	5.783	54.00	39.34	14.66
10480.00	38.05	V	1.6	39.65	-42.46	5.783	54.00	41.02	12.98

Remark	H : Horizontal, V : Vertical TEST MODE : CH : 48 - 5 240 MHz (x postion) *Measurement Distance : 3 m *The TX signal wasn't detected from 5th harmonics. *Checked in all 3 axis and the maximum measured data were reported.(Worst data is X axis of position) *Total = Reading Value + Antenna Factor + Cable Loss - Amp Gain + Duty Cycle Correction *This test was radiated up to 40.0 GHz but no noise was measured.

802. 11ax(HE20)_UNII-2A_ANT0_CH64

Frequency (MHz)	Reading (dB μV)	Position (V/H)	Height (m)	Correction Factor		Duty Cycle Correction(dB)	Result Value		
				Ant Factor (dB)	AMP & Cable (dB)		Limit (dB μV/m)	Result (dB μV/m)	Margin (dB)
PEAK(RBW: 1 MHz VBW: 3 MHz)									
5350.00	50.07	H	1.6	31.82	-26.70		74.00	55.19	18.81
5350.00	63.07	V	1.6	31.82	-26.70		74.00	68.19	5.81
10640.00	49.99	H	1.5	40.08	-42.48		74.00	47.59	26.41
10640.00	52.41	V	1.5	40.08	-42.48		74.00	50.01	23.99
AV(RBW: 1 MHz VBW: 3 MHz)									
5350.00	36.31	H	1.6	31.82	-26.70	5.783	54.00	47.21	6.79
5350.00	38.45	V	1.6	31.82	-26.70	5.783	54.00	49.35	4.65
10640.00	36.11	H	1.5	40.08	-42.48	5.783	54.00	39.49	14.51
10640.00	37.27	V	1.5	40.08	-42.48	5.783	54.00	40.65	13.35

Remark	H : Horizontal, V : Vertical TEST MODE : CH : 64 -5 320 MHz (x postion) *Measurement Distance : 3 m *The TX signal wasn't detected from 5th harmonics. *Checked in all 3 axis and the maximum measured data were reported.(Worst data is X axis of position) *Total = Reading Value + Antenna Factor + Cable Loss - Amp Gain + Duty Cycle Correction *This test was radiated up to 40.0 GHz but no noise was measured.

802.11ax(HE20)_UNII-1_ANT1_CH 36

Frequency (MHz)	Reading (dB μV)	Position (V/H)	Height (m)	Correction Factor		Duty Cycle Correction(dB)	Result Value		
				Ant Factor (dB)	AMP & Cable (dB)		Limit (dB μV/m)	Result (dB μV/m)	Margin (dB)
PEAK(RBW: 1 MHz VBW: 3 MHz)									
5150.00	54.81	H	1.5	31.90	-26.79		74.00	59.92	14.08
5150.00	63.95	V	1.6	31.90	-26.79		74.00	69.06	4.94
10300.00	49.22	H	1.5	39.32	-42.39		74.00	46.15	27.85
10300.00	50.17	V	1.5	39.32	-42.39		74.00	47.10	26.90
AV(RBW: 1 MHz VBW: 3 MHz)									
5150.00	36.43	H	1.5	31.90	-26.79	5.783	54.00	47.32	6.68
5150.00	38.83	V	1.6	31.90	-26.79	5.783	54.00	49.72	4.28
10300.00	36.39	H	1.5	39.32	-42.39	5.783	54.00	39.10	14.90
10300.00	37.00	V	1.5	39.32	-42.39	5.783	54.00	39.71	14.29

Remark	H : Horizontal, V : Vertical TEST MODE : CH : 36 - 5 180 MHz (x postion) *Measurement Distance : 3 m *The TX signal wasn't detected from 5th harmonics. *Checked in all 3 axis and the maximum measured data were reported.(Worst data is X axis of position) *Total = Reading Value + Antenna Factor + Cable Loss - Amp Gain + Duty Cycle Correction *This test was radiated up to 40.0 GHz but no noise was measured.

802.11ax(HE20)_UNII-1_ANT1_CH48

Frequency (MHz)	Reading (dB μV)	Position (V/H)	Height (m)	Correction Factor		Duty Cycle Correction(dB)	Result Value		
				Ant Factor (dB)	AMP & Cable (dB)		Limit (dB μV/m)	Result (dB μV/m)	Margin (dB)
PEAK(RBW: 1 MHz VBW: 3 MHz)									
10480.00	49.28	H	1.7	39.65	-42.46		74.00	46.47	27.53
10480.00	50.37	V	1.6	39.65	-42.46		74.00	47.56	26.44
AV(RBW: 1 MHz VBW: 3 MHz)									
10480.00	36.11	H	1.7	39.65	-42.46	5.783	54.00	39.08	14.92
10480.00	37.05	V	1.6	39.65	-42.46	5.783	54.00	40.02	13.98

Remark	H : Horizontal, V : Vertical TEST MODE : CH : 48 - 5 240 MHz (x postion) *Measurement Distance : 3 m *The TX signal wasn't detected from 5th harmonics. *Checked in all 3 axis and the maximum measured data were reported.(Worst data is X axis of position) *Total = Reading Value + Antenna Factor + Cable Loss - Amp Gain + Duty Cycle Correction *This test was radiated up to 40.0 GHz but no noise was measured.

802.11ax(HE20)_UNII-2A_ANT1_CH64

Frequency (MHz)	Reading (dB μV)	Position (V/H)	Height (m)	Correction Factor		Duty Cycle Correction(dB)	Result Value		
				Ant Factor (dB)	AMP & Cable (dB)		Limit (dB μV/m)	Result (dB μV/m)	Margin (dB)
PEAK(RBW: 1 MHz VBW: 3 MHz)									
5350.00	53.33	H	1.6	31.82	-26.70		74.00	58.45	15.55
5350.00	56.95	V	1.6	31.82	-26.70		74.00	62.07	11.93
10640.00	47.98	H	1.6	40.08	-42.48		74.00	45.58	28.42
10640.00	49.52	V	1.6	40.08	-42.48		74.00	47.12	26.88
AV(RBW: 1 MHz VBW: 3 MHz)									
5350.00	36.27	H	1.6	31.82	-26.70	5.783	54.00	47.17	6.83
5350.00	36.70	V	1.6	31.82	-26.70	5.783	54.00	47.60	6.40
10640.00	36.05	H	1.6	40.08	-42.48	5.783	54.00	39.43	14.57
10640.00	36.80	V	1.6	40.08	-42.48	5.783	54.00	40.18	13.82

Remark

H : Horizontal, V : Vertical TEST MODE : CH : 64 -5 320 MHz (x postion)

*Measurement Distance : 3 m
*The TX signal wasn't detected from 5th harmonics.
*Checked in all 3 axis and the maximum measured data were reported.(Worst data is X axis of position)
*Total = Reading Value + Antenna Factor + Cable Loss - Amp Gain + Duty Cycle Correction
*This test was radiated up to 40.0 GHz but no noise was measured.

802.11ax(HE20)_UNII-1_MIMO_CH 36

Frequency (MHz)	Reading (dB μV)	Position (V/H)	Height (m)	Correction Factor		Duty Cycle Correction(dB)	Result Value		
				Ant Factor (dB)	AMP & Cable (dB)		Limit (dB μV/m)	Result (dB μV/m)	Margin (dB)
PEAK(RBW: 1 MHz VBW: 3 MHz)									
5150.00	53.47	H	1.5	31.90	-26.79		74.00	58.58	15.42
5150.00	61.37	V	1.5	31.90	-26.79		74.00	66.48	7.52
10300.00	49.52	H	1.5	39.32	-42.39		74.00	46.45	27.55
10300.00	50.67	V	1.5	39.32	-42.39		74.00	47.60	26.40
AV(RBW: 1 MHz VBW: 3 MHz)									
5150.00	36.41	H	1.5	31.90	-26.79	5.783	54.00	47.30	6.70
5150.00	38.35	V	1.5	31.90	-26.79	5.783	54.00	49.24	4.76
10300.00	36.03	H	1.5	39.32	-42.39	5.783	54.00	38.74	15.26
10300.00	36.91	V	1.5	39.32	-42.39	5.783	54.00	39.62	14.38

Remark	H : Horizontal, V : Vertical TEST MODE : CH : 36 - 5 180 MHz (x postion) *Measurement Distance : 3 m *The TX signal wasn't detected from 5th harmonics. *Checked in all 3 axis and the maximum measured data were reported.(Worst data is X axis of position) *Total = Reading Value + Antenna Factor + Cable Loss - Amp Gain + Duty Cycle Correction *This test was radiated up to 40.0 GHz but no noise was measured.

802.11ax(HE20)_UNII-1_MIMO_CH48

Frequency (MHz)	Reading (dB μV)	Position (V/H)	Height (m)	Correction Factor		Duty Cycle Correction(dB)	Result Value		
				Ant Factor (dB)	AMP & Cable (dB)		Limit (dB μV/m)	Result (dB μV/m)	Margin (dB)
PEAK(RBW: 1 MHz VBW: 3 MHz)									
10480.00	50.10	H	1.5	39.65	-42.46		74.00	47.29	26.71
10480.00	51.52	V	1.6	39.65	-42.46		74.00	48.71	25.29
AV(RBW: 1 MHz VBW: 3 MHz)									
10480.00	36.45	H	1.5	39.65	-42.46	5.783	54.00	39.42	14.58
10480.00	37.52	V	1.6	39.65	-42.46	5.783	54.00	40.49	13.51

Remark	H : Horizontal, V : Vertical TEST MODE : CH : 48 - 5 240 MHz (x postion) *Measurement Distance : 3 m *The TX signal wasn't detected from 5th harmonics. *Checked in all 3 axis and the maximum measured data were reported.(Worst data is X axis of position) *Total = Reading Value + Antenna Factor + Cable Loss - Amp Gain + Duty Cycle Correction *This test was radiated up to 40.0 GHz but no noise was measured.

802.11ax(HE20)_UNII-2A_MIMO_CH64

Frequency (MHz)	Reading (dB μV)	Position (V/H)	Height (m)	Correction Factor		Duty Cycle Correction(dB)	Result Value		
				Ant Factor (dB)	AMP & Cable (dB)		Limit (dB μV/m)	Result (dB μV/m)	Margin (dB)
PEAK(RBW: 1 MHz VBW: 3 MHz)									
5350.00	55.03	H	1.6	31.82	-26.70		74.00	60.15	13.85
5350.00	62.65	V	1.6	31.82	-26.70		74.00	67.77	6.23
10640.00	48.96	H	1.6	40.08	-42.48		74.00	46.56	27.44
10640.00	50.05	V	1.6	40.08	-42.48		74.00	47.65	26.35
AV(RBW: 1 MHz VBW: 3 MHz)									
5350.00	36.41	H	1.6	31.82	-26.70	5.783	54.00	47.31	6.69
5350.00	38.13	V	1.6	31.82	-26.70	5.783	54.00	49.03	4.97
10640.00	35.69	H	1.6	40.08	-42.48	5.783	54.00	39.07	14.93
10640.00	36.79	V	1.6	40.08	-42.48	5.783	54.00	40.17	13.83

Remark	H : Horizontal, V : Vertical TEST MODE : CH : 64 -5 320 MHz (x postion) *Measurement Distance : 3 m *The TX signal wasn't detected from 5th harmonics. *Checked in all 3 axis and the maximum measured data were reported.(Worst data is X axis of position) *Total = Reading Value + Antenna Factor + Cable Loss - Amp Gain + Duty Cycle Correction *This test was radiated up to 40.0 GHz but no noise was measured.

802.11ax(HE40)_UNII-1_ANT0_CH38

Frequency (MHz)	Reading (dB μV)	Position (V/H)	Height (m)	Correction Factor		Duty Cycle Correction(dB)	Result Value		
				Ant Factor (dB)	AMP & Cable (dB)		Limit (dB μV/m)	Result (dB μV/m)	Margin (dB)
PEAK(RBW: 1 MHz VBW: 3 MHz)									
5150.00	50.61	H	1.5	31.90	-26.79		74.00	55.72	18.28
5150.00	63.23	V	1.5	31.90	-26.79		74.00	68.34	5.66
10380.00	49.52	H	1.5	39.51	-42.43		74.00	46.60	27.40
10380.00	50.67	V	1.5	39.51	-42.43		74.00	47.75	26.25
AV(RBW: 1 MHz VBW: 3 MHz)									
5150.00	35.40	H	1.5	31.90	-26.79	8.436	54.00	48.95	5.05
5150.00	37.79	V	1.5	31.90	-26.79	8.436	54.00	51.34	2.66
10380.00	36.05	H	1.5	39.51	-42.43	8.436	54.00	41.57	12.43
10380.00	36.31	V	1.5	39.51	-42.43	8.436	54.00	41.83	12.17

Remark	H : Horizontal, V : Vertical TEST MODE : CH : 38 - 5 190 MHz (x postion) *Measurement Distance : 3 m *The TX signal wasn't detected from 5th harmonics. *Checked in all 3 axis and the maximum measured data were reported.(Worst data is X axis of position) *Total = Reading Value + Antenna Factor + Cable Loss - Amp Gain + Duty Cycle Correction *This test was radiated up to 40.0 GHz but no noise was measured.

802. 11ax(HE40)_UNII-2A_ANT0_CH62

Frequency (MHz)	Reading (dB ㎶)	Position (V/H)	Height (m)	Correction Factor		Duty Cycle Correction(dB)	Result Value		
				Ant Factor (dB)	AMP & Cable (dB)		Limit (dB ㎶/m)	Result (dB ㎶/m)	Margin (dB)
PEAK(RBW: 1 MHz VBW: 3 MHz)									
5350.00	65.27	H	1.6	31.82	-26.70		74.00	70.39	3.61
5350.00	65.38	V	1.6	31.82	-26.70		74.00	70.50	3.50
10620.00	49.52	H	1.6	40.04	-42.43		74.00	47.13	26.87
10620.00	51.39	V	1.6	40.04	-42.43		74.00	49.00	25.00
AV(RBW: 1 MHz VBW: 3 MHz)									
5350.00	36.67	H	1.6	31.82	-26.70	8.436	54.00	50.23	3.77
5350.00	37.82	V	1.6	31.82	-26.70	8.436	54.00	51.38	2.62
10620.00	36.91	H	1.6	40.04	-42.43	8.436	54.00	42.96	11.04
10620.00	38.02	V	1.6	40.04	-42.43	8.436	54.00	44.07	9.93

Remark	H : Horizontal, V : Vertical TEST MODE : CH : 62 -5 310 MHz (x postion) *Measurement Distance : 3 m *The TX signal wasn't detected from 5th harmonics. *Checked in all 3 axis and the maximum measured data were reported.(Worst data is X axis of position) *Total = Reading Value + Antenna Factor + Cable Loss - Amp Gain + Duty Cycle Correction *This test was radiated up to 40.0 GHz but no noise was measured.

802.11ax(HE40)_UNII-1_ANT1_CH38

Frequency (MHz)	Reading (dB ㎶)	Position (V/H)	Height (m)	Correction Factor		Duty Cycle Correction(dB)	Result Value		
				Ant Factor (dB)	AMP & Cable (dB)		Limit (dB ㎶/m)	Result (dB ㎶/m)	Margin (dB)
PEAK(RBW: 1 MHz VBW: 3 MHz)									
5150.00	54.34	H	1.5	31.90	-26.79		74.00	59.45	14.55
5150.00	64.52	V	1.5	31.90	-26.79		74.00	69.63	4.37
10380.00	50.02	H	1.5	39.51	-42.43		74.00	47.10	26.90
10380.00	51.79	V	1.5	39.51	-42.43		74.00	48.87	25.13
AV(RBW: 1 MHz VBW: 3 MHz)									
5150.00	36.24	H	1.5	31.90	-26.79	8.436	54.00	49.79	4.21
5150.00	37.74	V	1.5	31.90	-26.79	8.436	54.00	51.29	2.71
10380.00	36.31	H	1.5	39.51	-42.43	8.436	54.00	41.83	12.17
10380.00	37.42	V	1.5	39.51	-42.43	8.436	54.00	42.94	11.06

Remark	H : Horizontal, V : Vertical TEST MODE : CH : 38 - 5 190 MHz (x postion) *Measurement Distance : 3 m *The TX signal wasn't detected from 5th harmonics. *Checked in all 3 axis and the maximum measured data were reported.(Worst data is X axis of position) *Total = Reading Value + Antenna Factor + Cable Loss - Amp Gain + Duty Cycle Correction *This test was radiated up to 40.0 GHz but no noise was measured.

802. 11ax(HE40)_UNII-2A_ANT1_CH62

Frequency (MHz)	Reading (dB μV)	Position (V/H)	Height (m)	Correction Factor		Duty Cycle Correction(dB)	Result Value		
				Ant Factor (dB)	AMP & Cable (dB)		Limit (dB μV/m)	Result (dB μV/m)	Margin (dB)
PEAK(RBW: 1 MHz VBW: 3 MHz)									
5350.00	51.46	H	1.6	31.82	-26.70		74.00	56.58	17.42
5350.00	65.93	V	1.6	31.82	-26.70		74.00	71.05	2.95
10620.00	49.10	H	1.6	40.04	-42.43		74.00	46.71	27.29
10620.00	50.71	V	1.6	40.04	-42.43		74.00	48.32	25.68
AV(RBW: 1 MHz VBW: 3 MHz)									
5350.00	37.80	H	1.6	31.82	-26.70	8.436	54.00	51.36	2.64
5350.00	38.42	V	1.6	31.82	-26.70	8.436	54.00	51.98	2.02
10620.00	35.01	H	1.6	40.04	-42.43	8.436	54.00	41.06	12.94
10620.00	37.17	V	1.6	40.04	-42.43	8.436	54.00	43.22	10.78

Remark	H : Horizontal, V : Vertical TEST MODE : CH : 62 -5 310 MHz (x postion) *Measurement Distance : 3 m *The TX signal wasn't detected from 5th harmonics. *Checked in all 3 axis and the maximum measured data were reported.(Worst data is X axis of position) *Total = Reading Value + Antenna Factor + Cable Loss - Amp Gain + Duty Cycle Correction *This test was radiated up to 40.0 GHz but no noise was measured.

802.11ax(HE40)_UNII-1_MIMO_CH38

Frequency (MHz)	Reading (dB ㎶)	Position (V/H)	Height (m)	Correction Factor		Duty Cycle Correction(dB)	Result Value		
				Ant Factor (dB)	AMP & Cable (dB)		Limit (dB ㎶/m)	Result (dB ㎶/m)	Margin (dB)
PEAK(RBW: 1 MHz VBW: 3 MHz)									
5350.00	54.03	H	1.6	31.82	-26.70		74.00	57.87	16.13
5350.00	62.40	V	1.6	31.82	-26.70		74.00	66.52	7.48
10620.00	49.74	H	1.6	40.04	-42.43		74.00	47.35	26.65
10620.00	50.37	V	1.6	40.04	-42.43		74.00	47.98	26.02
AV(RBW: 1 MHz VBW: 3 MHz)									
5350.00	36.08	H	1.6	31.82	-26.70	8.436	54.00	49.28	4.73
5350.00	37.64	V	1.6	31.82	-26.70	8.436	54.00	51.09	2.92
10620.00	35.81	H	1.6	40.04	-42.43	8.436	54.00	40.35	13.66
10620.00	36.44	V	1.6	40.04	-42.43	8.436	54.00	42.51	11.50

Remark	H : Horizontal, V : Vertical TEST MODE : CH : 38 - 5 190 MHz (x postion) *Measurement Distance : 3 m *The TX signal wasn't detected from 5th harmonics. *Checked in all 3 axis and the maximum measured data were reported.(Worst data is X axis of position) *Total = Reading Value + Antenna Factor + Cable Loss - Amp Gain + Duty Cycle Correction *This test was radiated up to 40.0 GHz but no noise was measured.

802. 11ax(HE40)_UNII-2A_MIMO_CH62

Frequency (MHz)	Reading (dB ㎶)	Position (V/H)	Height (m)	Correction Factor		Duty Cycle Correction(dB)	Result Value		
				Ant Factor (dB)	AMP & Cable (dB)		Limit (dB ㎶/m)	Result (dB ㎶/m)	Margin (dB)
PEAK(RBW: 1 MHz VBW: 3 MHz)									
5350.00	55.94	H	1.6	31.82	-26.70		74.00	61.06	12.94
5350.00	66.00	V	1.6	31.82	-26.70		74.00	71.12	2.88
10620.00	50.38	H	1.6	40.04	-42.43		74.00	47.99	26.01
10620.00	51.69	V	1.6	40.04	-42.43		74.00	49.30	24.70
AV(RBW: 1 MHz VBW: 3 MHz)									
5350.00	36.78	H	1.6	31.82	-26.70	8.436	54.00	50.34	3.66
5350.00	38.56	V	1.6	31.82	-26.70	8.436	54.00	52.12	1.88
10620.00	36.59	H	1.6	40.04	-42.43	8.436	54.00	42.64	11.36
10620.00	37.36	V	1.6	40.04	-42.43	8.436	54.00	43.41	10.59

Remark	H : Horizontal, V : Vertical TEST MODE : CH : 62 -5 310 MHz (x postion) *Measurement Distance : 3 m *The TX signal wasn't detected from 5th harmonics. *Checked in all 3 axis and the maximum measured data were reported.(Worst data is X axis of position) *Total = Reading Value + Antenna Factor + Cable Loss - Amp Gain + Duty Cycle Correction *This test was radiated up to 40.0 GHz but no noise was measured.

802.11ax(HE80)_UNII-1_ANT0_CH42

Frequency (MHz)	Reading (dB μV)	Position (V/H)	Height (m)	Correction Factor		Duty Cycle Correction(dB)	Result Value		
				Ant Factor (dB)	AMP & Cable (dB)		Limit (dB μV/m)	Result (dB μV/m)	Margin (dB)
PEAK(RBW: 1 MHz VBW: 3 MHz)									
5130.76	50.87	H	1.5	31.90	-26.80		74.00	55.97	18.03
5145.15	61.22	V	1.5	31.90	-26.79		74.00	66.33	7.67
5150.00	49.24	H	1.5	31.90	-26.79		74.00	54.35	19.65
5150.00	59.85	V	1.5	31.90	-26.79		74.00	64.96	9.04
10420.00	49.47	H	1.5	39.60	-42.45		74.00	46.62	27.38
10420.00	50.35	V	1.5	39.60	-42.45		74.00	47.50	26.50
AV(RBW: 1 MHz VBW: 3 MHz)									
5150.00	35.47	H	1.5	31.90	-26.79	10.745	54.00	51.33	2.68
5150.00	36.30	V	1.5	31.90	-26.79	10.745	54.00	52.16	1.85
10420.00	35.44	H	1.5	39.60	-42.45	10.745	54.00	43.34	10.67
10420.00	36.27	V	1.5	39.60	-42.45	10.745	54.00	44.17	9.84

Remark	H : Horizontal, V : Vertical TEST MODE : CH : 42 - 5 210 MHz (x postion) *Measurement Distance : 3 m *The TX signal wasn't detected from 5th harmonics. *Checked in all 3 axis and the maximum measured data were reported.(Worst data is X axis of position) *Total = Reading Value + Antenna Factor + Cable Loss - Amp Gain + Duty Cycle Correction *This test was radiated up to 40.0 GHz but no noise was measured.

802. 11ax(HE80)_UNII-2A_ANT0_CH58

Frequency (MHz)	Reading (dB ㎶)	Position (V/H)	Height (m)	Correction Factor		Duty Cycle Correction(dB)	Result Value		
				Ant Factor (dB)	AMP & Cable (dB)		Limit (dB ㎶/m)	Result (dB ㎶/m)	Margin (dB)
PEAK(RBW: 1 MHz VBW: 3 MHz)									
5350.00	50.36	H	1.6	31.82	-26.70		74.00	55.48	18.52
5350.00	64.31	V	1.6	31.82	-26.70		74.00	69.43	4.57
5359.32	52.37	H	1.6	31.82	-26.69		74.00	57.50	16.50
5354.13	65.82	H	1.6	31.82	-26.69		74.00	70.95	3.05
10580.00	48.62	H	1.6	39.96	-42.48		74.00	46.10	27.90
10580.00	49.55	V	1.6	39.96	-42.48		74.00	47.03	26.97
AV(RBW: 1 MHz VBW: 3 MHz)									
5350.00	36.08	H	1.6	31.82	-26.70	10.745	54.00	51.95	2.06
5350.00	37.16	V	1.6	31.82	-26.70	10.745	54.00	53.03	0.98
10580.00	35.52	H	1.6	39.96	-42.48	10.745	54.00	43.75	10.26
10580.00	36.01	V	1.6	39.96	-42.48	10.745	54.00	44.24	9.77

Remark	H : Horizontal, V : Vertical TEST MODE : CH : 58 -5 290 MHz (x postion) *Measurement Distance : 3 m *The TX signal wasn't detected from 5th harmonics. *Checked in all 3 axis and the maximum measured data were reported.(Worst data is X axis of position) *Total = Reading Value + Antenna Factor + Cable Loss - Amp Gain + Duty Cycle Correction *This test was radiated up to 40.0 GHz but no noise was measured.

802.11ax(HE80)_UNII-1_ANT1_CH42

Frequency (MHz)	Reading (dB μV)	Position (V/H)	Height (m)	Correction Factor		Duty Cycle Correction(dB)	Result Value		
				Ant Factor (dB)	AMP & Cable (dB)		Limit (dB μV/m)	Result (dB μV/m)	Margin (dB)
PEAK(RBW: 1 MHz VBW: 3 MHz)									
5123.07	50.06	H	1.6	31.90	-26.80		74.00	55.16	18.84
5146.15	61.06	V	1.5	31.90	-26.80		74.00	66.16	7.84
5150.00	48.65	H	1.6	31.90	-26.79		74.00	53.76	20.24
5150.00	59.55	V	1.5	31.90	-26.79		74.00	64.66	9.34
10420.00	49.47	H	1.5	39.60	-42.45		74.00	46.62	27.38
10420.00	50.18	V	1.5	39.60	-42.45		74.00	47.33	26.67
AV(RBW: 1 MHz VBW: 3 MHz)									
5150.00	35.50	H	1.6	31.90	-26.79	10.745	54.00	51.36	2.65
5150.00	36.35	V	1.5	31.90	-26.79	10.745	54.00	52.21	1.80
10420.00	35.90	H	1.5	39.60	-42.45	10.745	54.00	43.80	10.21
10420.00	36.52	V	1.5	39.60	-42.45	10.745	54.00	44.42	9.59

Remark	H : Horizontal, V : Vertical TEST MODE : CH : 42 - 5 210 MHz (x postion) *Measurement Distance : 3 m *The TX signal wasn't detected from 5th harmonics. *Checked in all 3 axis and the maximum measured data were reported.(Worst data is X axis of position) *Total = Reading Value + Antenna Factor + Cable Loss - Amp Gain + Duty Cycle Correction *This test was radiated up to 40.0 GHz but no noise was measured.

802. 11ax(HE80)_UNII-2A_ANT1_CH58

Frequency (MHz)	Reading (dB ㎶)	Position (V/H)	Height (m)	Correction Factor		Duty Cycle Correction(dB)	Result Value		
				Ant Factor (dB)	AMP & Cable (dB)		Limit (dB ㎶/m)	Result (dB ㎶/m)	Margin (dB)
PEAK(RBW: 1 MHz VBW: 3 MHz)									
5350.00	51.38	H	1.5	31.82	-26.70		74.00	56.50	17.50
5350.00	64.97	V	1.5	31.82	-26.70		74.00	70.09	3.91
5354.71	53.60	H	1.5	31.82	-26.69		74.00	58.73	15.27
5354.71	66.63	V	1.5	31.82	-26.69		74.00	71.76	2.24
10580.00	50.71	H	1.5	39.96	-42.48		74.00	48.19	25.81
10580.00	52.37	V	1.5	39.96	-42.48		74.00	49.85	24.15
AV(RBW: 1 MHz VBW: 3 MHz)									
5350.00	36.06	H	1.5	31.82	-26.70	10.745	54.00	51.93	2.08
5350.00	37.27	V	1.5	31.82	-26.70	10.745	54.00	53.14	0.87
10580.00	35.58	H	1.5	39.96	-42.48	10.745	54.00	43.81	10.20
10580.00	36.19	V	1.5	39.96	-42.48	10.745	54.00	44.42	9.58

Remark	H : Horizontal, V : Vertical TEST MODE : CH : 58 -5 290 MHz (x postion) *Measurement Distance : 3 m *The TX signal wasn't detected from 5th harmonics. *Checked in all 3 axis and the maximum measured data were reported.(Worst data is X axis of position) *Total = Reading Value + Antenna Factor + Cable Loss - Amp Gain + Duty Cycle Correction *This test was radiated up to 40.0 GHz but no noise was measured.

802.11ax(HE80)_UNII-1_MIMO_CH42

Frequency (MHz)	Reading (dB μV)	Position (V/H)	Height (m)	Correction Factor		Duty Cycle Correction(dB)	Result Value		
				Ant Factor (dB)	AMP & Cable (dB)		Limit (dB μV/m)	Result (dB μV/m)	Margin (dB)
PEAK(RBW: 1 MHz VBW: 3 MHz)									
5129.48	54.32	H	1.5	31.90	-26.80		74.00	59.42	14.58
5144.87	62.03	V	1.5	31.90	-26.79		74.00	67.14	6.86
5150.00	52.73	H	1.5	31.90	-26.79		74.00	57.84	16.16
5150.00	60.87	V	1.5	31.90	-26.79		74.00	65.98	8.02
10420.00	49.61	H	1.5	39.60	-42.45		74.00	46.76	27.24
10420.00	50.27	V	1.5	39.60	-42.45		74.00	47.42	26.58
AV(RBW: 1 MHz VBW: 3 MHz)									
5150.00	35.89	H	1.5	31.90	-26.79	10.745	54.00	51.75	2.26
5150.00	36.67	V	1.5	31.90	-26.79	10.745	54.00	52.53	1.48
10420.00	36.32	H	1.5	39.60	-42.45	10.745	54.00	44.22	9.79
10420.00	37.00	V	1.5	39.60	-42.45	10.745	54.00	44.90	9.11

Remark	H : Horizontal, V : Vertical TEST MODE : CH : 42 - 5 210 MHz (x postion) *Measurement Distance : 3 m *The TX signal wasn't detected from 5th harmonics. *Checked in all 3 axis and the maximum measured data were reported.(Worst data is X axis of position) *Total = Reading Value + Antenna Factor + Cable Loss - Amp Gain + Duty Cycle Correction *This test was radiated up to 40.0 GHz but no noise was measured.

802. 11ac(VHT80)_UNII-2A_MIMO_CH58

Frequency (MHz)	Reading (dB μV)	Position (V/H)	Height (m)	Correction Factor		Duty Cycle Correction(dB)	Result Value		
				Ant Factor (dB)	AMP & Cable (dB)		Limit (dB μV/m)	Result (dB μV/m)	Margin (dB)
PEAK(RBW: 1 MHz VBW: 3 MHz)									
5350.00	55.93	H	1.6	31.82	-26.70		74.00	61.05	12.95
5350.00	66.32	V	1.6	31.82	-26.70		74.00	71.44	2.56
5355.00	58.08	H	1.6	31.82	-26.69		74.00	63.21	10.79
5355.00	66.91	H	1.6	31.82	-26.69		74.00	72.04	1.96
10580.00	50.37	H	1.6	39.96	-42.48		74.00	47.85	26.15
10580.00	52.85	V	1.6	39.96	-42.48		74.00	50.33	23.67
AV(RBW: 1 MHz VBW: 3 MHz)									
5350.00	36.23	H	1.6	31.82	-26.70	10.745	54.00	52.10	1.91
5350.00	36.57	V	1.6	31.82	-26.70	10.745	54.00	52.44	1.57
10580.00	36.34	H	1.6	39.96	-42.48	10.745	54.00	44.57	9.43
10580.00	37.09	V	1.6	39.96	-42.48	10.745	54.00	45.32	8.68

Remark	H : Horizontal, V : Vertical TEST MODE : CH : 58 -5 290 MHz (x postion) *Measurement Distance : 3 m *The TX signal wasn't detected from 5th harmonics. *Checked in all 3 axis and the maximum measured data were reported.(Worst data is X axis of position) *Total = Reading Value + Antenna Factor + Cable Loss - Amp Gain + Duty Cycle Correction *This test was radiated up to 40.0 GHz but no noise was measured.

802.11a_UNII-2C_ANT1_CH 100 Measurement Distance : 3 m

Frequency (MHz)	Reading (dB μV)	Position (V/H)	Height (m)	Correction Factor		Duty Cycle Correction(dB)	Result Value		
				Ant Factor (dB)	AMP & Cable (dB)		Limit (dB μV/m)	Result (dB μV/m)	Margin (dB)
PEAK(RBW: 1 MHz VBW: 3 MHz)									
5460.00	49.10	H	1.5	31.83	-26.64		74.00	54.29	19.71
5460.00	57.29	V	1.5	31.83	-26.64		74.00	62.48	11.52
11000.00	49.44	H	1.5	40.80	-42.46		74.00	47.78	26.22
11000.00	50.31	V	1.5	40.80	-42.46		74.00	48.65	25.35
AV(RBW: 1 MHz VBW: 3 MHz)									
5460.00	35.73	H	1.5	31.83	-26.64	4.592	54.00	45.51	8.49
5460.00	36.99	V	1.5	31.83	-26.64	4.592	54.00	46.77	7.23
11000.00	35.21	H	1.8	40.80	-42.46	4.592	54.00	38.14	15.86
11000.00	36.02	V	1.5	40.80	-42.46	4.592	54.00	38.95	15.05

Remark

H : Horizontal, V : Vertical TEST MODE : CH : 100 - 5 500 MHz (x postion)

*Measurement Distance : 3 m
*The TX signal wasn't detected from 5th harmonics.
*Checked in all 3 axis and the maximum measured data were reported.(Worst data is X axis of position)
*Total = Reading Value + Antenna Factor + Cable Loss - Amp Gain + Duty Cycle Correction
*This test was radiated up to 40.0 GHz but no noise was measured.

802.11a_UNII-2C_ANT1_CH116

Frequency (MHz)	Reading (dB μV)	Position (V/H)	Height (m)	Correction Factor		Duty Cycle Correction(dB)	Result Value		
				Ant Factor (dB)	AMP & Cable (dB)		Limit (dB μV/m)	Result (dB μV/m)	Margin (dB)
PEAK(RBW: 1 MHz VBW: 3 MHz)									
11160.00	49.00	H	1.7	40.57	-42.35		74.00	47.22	26.78
11160.00	49.67	V	1.6	40.57	-42.35		74.00	47.89	26.11
AV(RBW: 1 MHz VBW: 3 MHz)									
11160.00	35.67	H	1.7	40.57	-42.35	4.592	54.00	38.48	15.52
11160.00	36.20	V	1.6	40.57	-42.35	4.592	54.00	39.01	14.99

Remark	H : Horizontal, V : Vertical TEST MODE : CH : 116 - 5 580 MHz (x postion) *Measurement Distance : 3 m *The TX signal wasn't detected from 5th harmonics. *Checked in all 3 axis and the maximum measured data were reported.(Worst data is X axis of position) *Total = Reading Value + Antenna Factor + Cable Loss - Amp Gain + Duty Cycle Correction *This test was radiated up to 40.0 GHz but no noise was measured.

802.11a_UNII-2C_ANT1_CH140

Frequency (MHz)	Reading (dB μV)	Position (V/H)	Height (m)	Correction Factor		Duty Cycle Correction(dB)	Result Value		
				Ant Factor (dB)	AMP & Cable (dB)		Limit (dB μV/m)	Result (dB μV/m)	Margin (dB)
PEAK(RBW: 1 MHz VBW: 3 MHz)									
5730.00	51.35	H	1.6	32.22	-26.54		74.00	57.03	16.97
5730.00	59.63	V	1.6	32.22	-26.54		74.00	65.31	8.69
11400.00	48.31	H	1.5	40.24	-42.20		74.00	46.35	27.65
11400.00	49.22	V	1.5	40.24	-42.20		74.00	47.26	26.74
AV(RBW: 1 MHz VBW: 3 MHz)									
5730.00	36.32	H	1.6	32.22	-26.54	4.592	54.00	46.59	7.41
5730.00	39.17	V	1.6	32.22	-26.54	4.592	54.00	49.44	4.56
11400.00	35.25	H	1.5	40.24	-42.20	4.592	54.00	37.88	16.12
11400.00	36.10	V	1.5	40.24	-42.20	4.592	54.00	38.73	15.27

Remark	H : Horizontal, V : Vertical TEST MODE : CH : 140 -5 700 MHz (x postion) *Measurement Distance : 3 m *The TX signal wasn't detected from 5th harmonics. *Checked in all 3 axis and the maximum measured data were reported.(Worst data is X axis of position) *Total = Reading Value + Antenna Factor + Cable Loss - Amp Gain + Duty Cycle Correction *This test was radiated up to 40.0 GHz but no noise was measured.

802.11a_UNII-2C_ANT1_CH 100

Frequency (MHz)	Reading (dB μV)	Position (V/H)	Height (m)	Correction Factor		Duty Cycle Correction(dB)	Result Value		
				Ant Factor (dB)	AMP & Cable (dB)		Limit (dB μV/m)	Result (dB μV/m)	Margin (dB)
PEAK(RBW: 1 MHz VBW: 3 MHz)									
5460.00	46.50	H	1.5	31.83	-26.64		74.00	51.69	22.31
5460.00	56.22	V	1.5	31.83	-26.64		74.00	61.41	12.59
11000.00	48.74	H	1.5	40.80	-42.46		74.00	47.08	26.92
11000.00	49.41	V	1.5	40.80	-42.46		74.00	47.75	26.25
AV(RBW: 1 MHz VBW: 3 MHz)									
5460.00	35.77	H	1.5	31.83	-26.64	4.592	54.00	45.55	8.45
5460.00	36.71	V	1.5	31.83	-26.64	4.592	54.00	46.49	7.51
11000.00	35.26	H	1.8	40.80	-42.46	4.592	54.00	38.19	15.81
11000.00	36.03	V	1.5	40.80	-42.46	4.592	54.00	38.96	15.04

Remark	H : Horizontal, V : Vertical TEST MODE : CH : 100 - 5 500 MHz (x postion) *Measurement Distance : 3 m *The TX signal wasn't detected from 5th harmonics. *Checked in all 3 axis and the maximum measured data were reported.(Worst data is X axis of position) *Total = Reading Value + Antenna Factor + Cable Loss - Amp Gain + Duty Cycle Correction *This test was radiated up to 40.0 GHz but no noise was measured.

802.11a_UNII-2C_ANT1_CH116

Frequency (MHz)	Reading (dB μV)	Position (V/H)	Height (m)	Correction Factor		Duty Cycle Correction(dB)	Result Value		
				Ant Factor (dB)	AMP & Cable (dB)		Limit (dB μV/m)	Result (dB μV/m)	Margin (dB)
PEAK(RBW: 1 MHz VBW: 3 MHz)									
11160.00	48.67	H	1.6	40.57	-42.35		74.00	46.89	27.11
11160.00	49.52	V	1.6	40.57	-42.35		74.00	47.74	26.26
AV(RBW: 1 MHz VBW: 3 MHz)									
11160.00	35.71	H	1.6	40.57	-42.35	4.592	54.00	38.52	15.48
11160.00	36.34	V	1.6	40.57	-42.35	4.592	54.00	39.15	14.85

Remark	H : Horizontal, V : Vertical TEST MODE : CH : 116 - 5 580 MHz (x postion) *Measurement Distance : 3 m *The TX signal wasn't detected from 5th harmonics. *Checked in all 3 axis and the maximum measured data were reported.(Worst data is X axis of position) *Total = Reading Value + Antenna Factor + Cable Loss - Amp Gain + Duty Cycle Correction *This test was radiated up to 40.0 GHz but no noise was measured.

802.11a_UNII-2C_ANT1_CH140

Frequency (MHz)	Reading (dB ㎶)	Position (V/H)	Height (m)	Correction Factor		Duty Cycle Correction(dB)	Result Value		
				Ant Factor (dB)	AMP & Cable (dB)		Limit (dB ㎶/m)	Result (dB ㎶/m)	Margin (dB)
PEAK(RBW: 1 MHz VBW: 3 MHz)									
5730.00	49.40	H	1.6	32.22	-26.54		74.00	55.08	18.92
5730.00	53.51	V	1.6	32.22	-26.54		74.00	59.19	14.81
11400.00	48.15	H	1.5	40.24	-42.20		74.00	46.19	27.81
11400.00	49.02	V	1.5	40.24	-42.20		74.00	47.06	26.94
AV(RBW: 1 MHz VBW: 3 MHz)									
5730.00	36.16	H	1.6	32.22	-26.54	4.592	54.00	46.43	7.57
5730.00	36.32	V	1.6	32.22	-26.54	4.592	54.00	46.59	7.41
11400.00	35.38	H	1.5	40.24	-42.20	4.592	54.00	38.01	15.99
11400.00	36.08	V	1.5	40.24	-42.20	4.592	54.00	38.71	15.29

Remark	H : Horizontal, V : Vertical TEST MODE : CH : 140 -5 700 MHz (x postion) *Measurement Distance : 3 m *The TX signal wasn't detected from 5th harmonics. *Checked in all 3 axis and the maximum measured data were reported.(Worst data is X axis of position) *Total = Reading Value + Antenna Factor + Cable Loss - Amp Gain + Duty Cycle Correction *This test was radiated up to 40.0 GHz but no noise was measured.

802.11n(HT20)_UNII-2C_ANT0_CH 100

Frequency (MHz)	Reading (dB μV)	Position (V/H)	Height (m)	Correction Factor		Duty Cycle Correction(dB)	Result Value		
				Ant Factor (dB)	AMP & Cable (dB)		Limit (dB μV/m)	Result (dB μV/m)	Margin (dB)
PEAK(RBW: 1 MHz VBW: 3 MHz)									
5458.97	52.63	V	1.5	31.82	-26.64		74.00	57.81	16.19
5460.00	48.50	H	1.5	31.83	-26.64		74.00	53.69	20.31
5460.00	52.25	V	1.5	31.83	-26.64		74.00	57.44	16.56
11000.00	47.99	H	1.5	40.80	-42.46		74.00	46.33	27.67
11000.00	48.52	V	1.5	40.80	-42.46		74.00	46.86	27.14
AV(RBW: 1 MHz VBW: 3 MHz)									
5460.00	35.60	H	1.5	31.83	-26.64	5.417	54.00	46.21	7.79
5460.00	36.03	V	1.5	31.83	-26.64	5.417	54.00	46.64	7.36
11000.00	35.21	H	1.8	40.80	-42.46	5.417	54.00	38.97	15.03
11000.00	36.12	V	1.5	40.80	-42.46	5.417	54.00	39.88	14.12

Remark	H : Horizontal, V : Vertical TEST MODE : CH : 100 - 5 500 MHz (x postion) *Measurement Distance : 3 m *The TX signal wasn't detected from 5th harmonics. *Checked in all 3 axis and the maximum measured data were reported.(Worst data is X axis of position) *Total = Reading Value + Antenna Factor + Cable Loss - Amp Gain + Duty Cycle Correction *This test was radiated up to 40.0 GHz but no noise was measured.

802.11n(HT20)_UNII-2C_ANT0_CH116

Frequency (MHz)	Reading (dB μV)	Position (V/H)	Height (m)	Correction Factor		Duty Cycle Correction(dB)	Result Value		
				Ant Factor (dB)	AMP & Cable (dB)		Limit (dB μV/m)	Result (dB μV/m)	Margin (dB)
PEAK(RBW: 1 MHz VBW: 3 MHz)									
11160.00	48.12	H	1.6	40.57	-42.35		74.00	46.34	27.66
11160.00	49.02	V	1.6	40.57	-42.35		74.00	47.24	26.76
AV(RBW: 1 MHz VBW: 3 MHz)									
11160.00	35.52	H	1.6	40.57	-42.35	5.417	54.00	39.16	14.84
11160.00	36.12	V	1.6	40.57	-42.35	5.417	54.00	39.76	14.24

Remark	H : Horizontal, V : Vertical TEST MODE : CH : 116 - 5 580 MHz (x postion) *Measurement Distance : 3 m *The TX signal wasn't detected from 5th harmonics. *Checked in all 3 axis and the maximum measured data were reported.(Worst data is X axis of position) *Total = Reading Value + Antenna Factor + Cable Loss - Amp Gain + Duty Cycle Correction *This test was radiated up to 40.0 GHz but no noise was measured.

802.11n(HT20)_UNII-2C_ANT0_CH140

Frequency (MHz)	Reading (dB ㎶)	Position (V/H)	Height (m)	Correction Factor		Duty Cycle Correction(dB)	Result Value		
				Ant Factor (dB)	AMP & Cable (dB)		Limit (dB ㎶/m)	Result (dB ㎶/m)	Margin (dB)
PEAK(RBW: 1 MHz VBW: 3 MHz)									
5730.00	47.94	H	1.6	32.22	-26.54		74.00	53.62	20.38
5730.00	65.24	V	1.6	32.22	-26.54		74.00	70.92	3.08
5732.37	50.87	H	1.6	32.22	-26.54		74.00	56.55	17.45
11400.00	48.50	H	1.5	40.24	-42.20		74.00	46.54	27.46
11400.00	49.31	V	1.5	40.24	-42.20		74.00	47.35	26.65
AV(RBW: 1 MHz VBW: 3 MHz)									
5730.00	36.06	H	1.6	32.22	-26.54	5.417	54.00	47.16	6.84
5730.00	39.25	V	1.6	32.22	-26.54	5.417	54.00	50.35	3.65
11400.00	36.02	H	1.5	40.24	-42.20	5.417	54.00	39.48	14.52
11400.00	37.21	V	1.5	40.24	-42.20	5.417	54.00	40.67	13.33

Remark	H : Horizontal, V : Vertical TEST MODE : CH : 140 -5 700 MHz (x postion) *Measurement Distance : 3 m *The TX signal wasn't detected from 5th harmonics. *Checked in all 3 axis and the maximum measured data were reported.(Worst data is X axis of position) *Total = Reading Value + Antenna Factor + Cable Loss - Amp Gain + Duty Cycle Correction *This test was radiated up to 40.0 GHz but no noise was measured.

802.11n(HT20)_UNII-2C_ANT1_CH 100

Frequency (MHz)	Reading (dB μV)	Position (V/H)	Height (m)	Correction Factor		Duty Cycle Correction(dB)	Result Value		
				Ant Factor (dB)	AMP & Cable (dB)		Limit (dB μV/m)	Result (dB μV/m)	Margin (dB)
PEAK(RBW: 1 MHz VBW: 3 MHz)									
5424.35	48.30	H	1.5	31.81	-26.66		74.00	53.45	20.55
5460.00	46.02	H	1.5	31.83	-26.64		74.00	51.21	22.79
5460.00	54.32	V	1.5	31.83	-26.64		74.00	59.51	14.49
11000.00	47.99	H	1.5	40.80	-42.46		74.00	46.33	27.67
11000.00	48.52	V	1.5	40.80	-42.46		74.00	46.86	27.14
AV(RBW: 1 MHz VBW: 3 MHz)									
5460.00	35.64	H	1.5	31.83	-26.64	5.417	54.00	46.25	7.75
5460.00	37.19	V	1.5	31.83	-26.64	5.417	54.00	47.80	6.20
11000.00	35.21	H	1.8	40.80	-42.46	5.417	54.00	38.97	15.03
11000.00	36.12	V	1.5	40.80	-42.46	5.417	54.00	39.88	14.12

Remark	H : Horizontal, V : Vertical TEST MODE : CH : 100 - 5 500 MHz (x postion) *Measurement Distance : 3 m *The TX signal wasn't detected from 5th harmonics. *Checked in all 3 axis and the maximum measured data were reported.(Worst data is X axis of position) *Total = Reading Value + Antenna Factor + Cable Loss - Amp Gain + Duty Cycle Correction *This test was radiated up to 40.0 GHz but no noise was measured.

802.11n(HT20)_UNII-2C_ANT1_CH116

Frequency (MHz)	Reading (dB μV)	Position (V/H)	Height (m)	Correction Factor		Duty Cycle Correction(dB)	Result Value		
				Ant Factor (dB)	AMP & Cable (dB)		Limit (dB μV/m)	Result (dB μV/m)	Margin (dB)
PEAK(RBW: 1 MHz VBW: 3 MHz)									
11160.00	49.20	H	1.6	40.57	-42.35		74.00	47.42	26.58
11160.00	50.31	V	1.6	40.57	-42.35		74.00	48.53	25.47
AV(RBW: 1 MHz VBW: 3 MHz)									
11160.00	35.85	H	1.6	40.57	-42.35	5.417	54.00	39.49	14.51
11160.00	36.51	V	1.6	40.57	-42.35	5.417	54.00	40.15	13.85

Remark	H : Horizontal, V : Vertical TEST MODE : CH : 116 - 5 580 MHz (x postion) *Measurement Distance : 3 m *The TX signal wasn't detected from 5th harmonics. *Checked in all 3 axis and the maximum measured data were reported.(Worst data is X axis of position) *Total = Reading Value + Antenna Factor + Cable Loss - Amp Gain + Duty Cycle Correction *This test was radiated up to 40.0 GHz but no noise was measured.

802.11n(HT20)_UNII-2C_ANT1_CH140

Frequency (MHz)	Reading (dB ㎶)	Position (V/H)	Height (m)	Correction Factor		Duty Cycle Correction(dB)	Result Value		
				Ant Factor (dB)	AMP & Cable (dB)		Limit (dB ㎶/m)	Result (dB ㎶/m)	Margin (dB)
PEAK(RBW: 1 MHz VBW: 3 MHz)									
5730.00	50.22	H	1.6	32.22	-26.54		74.00	55.90	18.10
5730.00	65.06	V	1.6	32.22	-26.54		74.00	70.74	3.26
5732.37	51.50	H	1.6	32.23	-26.54		74.00	57.19	16.81
11400.00	49.69	H	1.5	40.24	-42.20		74.00	47.73	26.27
11400.00	51.05	V	1.5	40.24	-42.20		74.00	49.09	24.91
AV(RBW: 1 MHz VBW: 3 MHz)									
5730.00	36.76	H	1.6	32.22	-26.54	5.417	54.00	47.86	6.14
5730.00	39.39	V	1.6	32.22	-26.54	5.417	54.00	50.49	3.51
11400.00	36.25	H	1.5	40.24	-42.20	5.417	54.00	39.71	14.29
11400.00	37.85	V	1.5	40.24	-42.20	5.417	54.00	41.31	12.69

Remark	H : Horizontal, V : Vertical TEST MODE : CH : 140 -5 700 MHz (x postion) *Measurement Distance : 3 m *The TX signal wasn't detected from 5th harmonics. *Checked in all 3 axis and the maximum measured data were reported.(Worst data is X axis of position) *Total = Reading Value + Antenna Factor + Cable Loss - Amp Gain + Duty Cycle Correction *This test was radiated up to 40.0 GHz but no noise was measured.

802.11n(HT20)_UNII-2C_MIMO_CH 100

Frequency (MHz)	Reading (dB μV)	Position (V/H)	Height (m)	Correction Factor		Duty Cycle Correction(dB)	Result Value		
				Ant Factor (dB)	AMP & Cable (dB)		Limit (dB μV/m)	Result (dB μV/m)	Margin (dB)
PEAK(RBW: 1 MHz VBW: 3 MHz)									
5460.00	49.36	H	1.5	31.83	-26.64		74.00	54.55	19.45
5460.00	57.58	V	1.5	31.83	-26.64		74.00	62.77	11.23
11000.00	48.52	H	1.5	40.80	-42.46		74.00	46.86	27.14
11000.00	49.64	V	1.5	40.80	-42.46		74.00	47.98	26.02
AV(RBW: 1 MHz VBW: 3 MHz)									
5460.00	35.89	H	1.5	31.83	-26.64	5.417	54.00	46.50	7.50
5460.00	36.96	V	1.5	31.83	-26.64	5.417	54.00	47.57	6.43
11000.00	36.05	H	1.8	40.80	-42.46	5.417	54.00	39.81	14.19
11000.00	37.12	V	1.5	40.80	-42.46	5.417	54.00	40.88	13.12

Remark	H : Horizontal, V : Vertical TEST MODE : CH : 100 - 5 500 MHz (x postion) *Measurement Distance : 3 m *The TX signal wasn't detected from 5th harmonics. *Checked in all 3 axis and the maximum measured data were reported.(Worst data is X axis of position) *Total = Reading Value + Antenna Factor + Cable Loss - Amp Gain + Duty Cycle Correction *This test was radiated up to 40.0 GHz but no noise was measured.

802.11n(HT20)_UNII-2C_MIMO_CH116

Frequency (MHz)	Reading (dB μV)	Position (V/H)	Height (m)	Correction Factor		Duty Cycle Correction(dB)	Result Value		
				Ant Factor (dB)	AMP & Cable (dB)		Limit (dB μV/m)	Result (dB μV/m)	Margin (dB)
PEAK(RBW: 1 MHz VBW: 3 MHz)									
11160.00	48.69	H	1.6	40.57	-42.35		74.00	46.91	27.09
11160.00	50.33	V	1.6	40.57	-42.35		74.00	48.55	25.45
AV(RBW: 1 MHz VBW: 3 MHz)									
11160.00	36.52	H	1.6	40.57	-42.35	5.417	54.00	40.16	13.84
11160.00	37.27	V	1.6	40.57	-42.35	5.417	54.00	40.91	13.09

Remark	H : Horizontal, V : Vertical TEST MODE : CH : 116 - 5 580 MHz (x postion) *Measurement Distance : 3 m *The TX signal wasn't detected from 5th harmonics. *Checked in all 3 axis and the maximum measured data were reported.(Worst data is X axis of position) *Total = Reading Value + Antenna Factor + Cable Loss - Amp Gain + Duty Cycle Correction *This test was radiated up to 40.0 GHz but no noise was measured.

802.11n(HT20)_UNII-2C_MIMO_CH140

Frequency (MHz)	Reading (dB μV)	Position (V/H)	Height (m)	Correction Factor		Duty Cycle Correction(dB)	Result Value		
				Ant Factor (dB)	AMP & Cable (dB)		Limit (dB μV/m)	Result (dB μV/m)	Margin (dB)
PEAK(RBW: 1 MHz VBW: 3 MHz)									
5730.00	52.98	H	1.6	32.22	-26.54		74.00	58.66	15.34
5730.00	64.47	V	1.6	32.22	-26.54		74.00	70.15	3.85
11400.00	49.58	H	1.5	40.24	-42.20		74.00	47.62	26.38
11400.00	50.37	V	1.5	40.24	-42.20		74.00	48.41	25.59
AV(RBW: 1 MHz VBW: 3 MHz)									
5730.00	36.45	H	1.6	32.22	-26.54	5.417	54.00	47.55	6.45
5730.00	38.69	V	1.6	32.22	-26.54	5.417	54.00	49.79	4.21
11400.00	36.05	H	1.5	40.24	-42.20	5.417	54.00	39.51	14.49
11400.00	37.10	V	1.5	40.24	-42.20	5.417	54.00	40.56	13.44

Remark	H : Horizontal, V : Vertical TEST MODE : CH : 140 -5 700 MHz (x postion) *Measurement Distance : 3 m *The TX signal wasn't detected from 5th harmonics. *Checked in all 3 axis and the maximum measured data were reported.(Worst data is X axis of position) *Total = Reading Value + Antenna Factor + Cable Loss - Amp Gain + Duty Cycle Correction *This test was radiated up to 40.0 GHz but no noise was measured.

802.11n(HT40)_UNII-2C_ANT0_CH 102

Frequency (MHz)	Reading (dB μV)	Position (V/H)	Height (m)	Correction Factor		Duty Cycle Correction(dB)	Result Value		
				Ant Factor (dB)	AMP & Cable (dB)		Limit (dB μV/m)	Result (dB μV/m)	Margin (dB)
PEAK(RBW: 1 MHz VBW: 3 MHz)									
5446.23	50.15	H	1.5	31.82	-26.65		74.00	55.32	18.68
5456.25	56.97	V	1.5	31.82	-26.64		74.00	62.15	11.85
5460.00	49.73	H	1.5	31.83	-26.64		74.00	54.92	19.08
5460.00	56.51	V	1.5	31.83	-26.64		74.00	61.70	12.30
11020.00	49.58	H	1.5	40.77	-42.44		74.00	47.91	26.09
11020.00	50.69	V	1.5	40.77	-42.44		74.00	49.02	24.98
AV(RBW: 1 MHz VBW: 3 MHz)									
5460.00	37.22	H	1.5	31.83	-26.64	7.739	54.00	50.15	3.85
5460.00	38.18	V	1.5	31.83	-26.64	7.739	54.00	51.11	2.89
11020.00	36.48	H	1.5	40.77	-42.44	7.739	54.00	42.55	11.45
11020.00	37.48	V	1.5	40.77	-42.44	7.739	54.00	43.55	10.45

Remark	H : Horizontal, V : Vertical TEST MODE : CH : 102 - 5 510 MHz (x postion) *Measurement Distance: 3 m *The TX signal wasn't detected from 5th harmonics. *Checked in all 3 axis and the maximum measured data were reported.(Worst data is X axis of position) *Total = Reading Value + Antenna Factor + Cable Loss - Amp Gain + Duty Cycle Correction *This test was radiated up to 40.0 GHz but no noise was measured.

802.11n(HT40)_UNII-2C_ANT0_CH118

Frequency (MHz)	Reading (dB μV)	Position (V/H)	Height (m)	Correction Factor		Duty Cycle Correction(dB)	Result Value		
				Ant Factor (dB)	AMP & Cable (dB)		Limit (dB μV/m)	Result (dB μV/m)	Margin (dB)
PEAK(RBW: 1 MHz VBW: 3 MHz)									
11180.00	49.10	H	1.6	40.54	-42.34		74.00	47.30	26.70
11180.00	50.68	V	1.6	40.54	-42.34		74.00	48.88	25.12
AV(RBW: 1 MHz VBW: 3 MHz)									
11180.00	36.57	H	1.6	40.54	-42.34	7.739	54.00	42.51	11.49
11180.00	37.31	V	1.6	40.54	-42.34	7.739	54.00	43.25	10.75

Remark	H : Horizontal, V : Vertical TEST MODE : CH : 118 - 5 590 MHz (x postion) * Measurement Distance: 3 m *The TX signal wasn't detected from 5th harmonics. *Checked in all 3 axis and the maximum measured data were reported.(Worst data is X axis of position) *Total = Reading Value + Antenna Factor + Cable Loss - Amp Gain + Duty Cycle Correction *This test was radiated up to 40.0 GHz but no noise was measured.

802.11n(HT40)_UNII-2C_ANT0_CH134

Frequency (MHz)	Reading (dB ㎶)	Position (V/H)	Height (m)	Correction Factor		Duty Cycle Correction(dB)	Result Value		
				Ant Factor (dB)	AMP & Cable (dB)		Limit (dB ㎶/m)	Result (dB ㎶/m)	Margin (dB)
PEAK(RBW: 1 MHz VBW: 3 MHz)									
5764.41	49.26	H	1.6	32.31	-26.53		74.00	55.04	18.96
5731.60	56.33	V	1.6	32.22	-26.54		74.00	62.01	11.99
5730.00	48.98	H	1.6	32.22	-26.54		74.00	54.66	19.34
5730.00	53.79	V	1.6	32.22	-26.54		74.00	59.47	14.53
11340.00	49.78	H	1.5	40.32	-42.24		74.00	47.86	26.14
11340.00	51.05	V	1.5	40.32	-42.24		74.00	49.13	24.87
AV(RBW: 1 MHz VBW: 3 MHz)									
5730.00	37.48	H	1.6	32.22	-26.54	7.739	54.00	50.90	3.10
5730.00	38.01	V	1.6	32.22	-26.54	7.739	54.00	51.43	2.57
11340.00	36.11	H	1.5	40.32	-42.24	7.739	54.00	41.93	12.07
11340.00	36.97	V	1.5	40.32	-42.24	7.739	54.00	42.79	11.21

Remark	H : Horizontal, V : Vertical TEST MODE : CH : 134 -5 670 MHz (x postion) * Measurement Distance: 3 m *The TX signal wasn't detected from 5th harmonics. *Checked in all 3 axis and the maximum measured data were reported.(Worst data is X axis of position) *Total = Reading Value + Antenna Factor + Cable Loss - Amp Gain + Duty Cycle Correction *This test was radiated up to 40.0 GHz but no noise was measured.

802.11n(HT40)_UNII-2C_ANT1_CH 102

Frequency (MHz)	Reading (dB μV)	Position (V/H)	Height (m)	Correction Factor		Duty Cycle Correction(dB)	Result Value		
				Ant Factor (dB)	AMP & Cable (dB)		Limit (dB μV/m)	Result (dB μV/m)	Margin (dB)
PEAK(RBW: 1 MHz VBW: 3 MHz)									
5449.03	49.19	H	1.5	31.82	-26.64		74.00	54.37	19.63
5455.84	57.60	V	1.5	31.82	-26.64		74.00	62.78	11.22
5460.00	47.60	H	1.5	31.83	-26.64		74.00	52.79	21.21
5460.00	56.34	V	1.5	31.83	-26.64		74.00	61.53	12.47
11020.00	49.67	H	1.5	40.77	-42.44		74.00	48.00	26.00
11020.00	50.71	V	1.5	40.77	-42.44		74.00	49.04	24.96
AV(RBW: 1 MHz VBW: 3 MHz)									
5460.00	37.21	H	1.5	31.83	-26.64	7.739	54.00	50.14	3.86
5460.00	38.08	V	1.5	31.83	-26.64	7.739	54.00	51.01	2.99
11020.00	36.52	H	1.5	40.77	-42.44	7.739	54.00	42.59	11.41
11020.00	37.41	V	1.5	40.77	-42.44	7.739	54.00	43.48	10.52

Remark	H : Horizontal, V : Vertical TEST MODE : CH : 102 - 5 510 MHz (x postion) * Measurement Distance: 3 m *The TX signal wasn't detected from 5th harmonics. *Checked in all 3 axis and the maximum measured data were reported.(Worst data is X axis of position) *Total = Reading Value + Antenna Factor + Cable Loss - Amp Gain + Duty Cycle Correction *This test was radiated up to 40.0 GHz but no noise was measured.

802.11n(HT40)_UNII-2C_ANT1_CH118

Frequency (MHz)	Reading (dB μV)	Position (V/H)	Height (m)	Correction Factor		Duty Cycle Correction(dB)	Result Value		
				Ant Factor (dB)	AMP & Cable (dB)		Limit (dB μV/m)	Result (dB μV/m)	Margin (dB)
PEAK(RBW: 1 MHz VBW: 3 MHz)									
11180.00	48.94	H	1.6	40.54	-42.34		74.00	47.14	26.86
11180.00	49.78	V	1.6	40.54	-42.34		74.00	47.98	26.02
AV(RBW: 1 MHz VBW: 3 MHz)									
11180.00	36.55	H	1.6	40.54	-42.34	7.739	54.00	42.49	11.51
11180.00	37.10	V	1.6	40.54	-42.34	7.739	54.00	43.04	10.96

Remark	H : Horizontal, V : Vertical TEST MODE : CH : 118 - 5 590 MHz (x postion) * Measurement Distance: 3 m *The TX signal wasn't detected from 5th harmonics. *Checked in all 3 axis and the maximum measured data were reported.(Worst data is X axis of position) *Total = Reading Value + Antenna Factor + Cable Loss - Amp Gain + Duty Cycle Correction *This test was radiated up to 40.0 GHz but no noise was measured.

802.11n(HT20)_UNII-2C_ANT1_CH134

Frequency (MHz)	Reading (dB ㎶)	Position (V/H)	Height (m)	Correction Factor		Duty Cycle Correction(dB)	Result Value		
				Ant Factor (dB)	AMP & Cable (dB)		Limit (dB ㎶/m)	Result (dB ㎶/m)	Margin (dB)
PEAK(RBW: 1 MHz VBW: 3 MHz)									
5730.00	48.00	H	1.6	32.22	-26.54		74.00	53.68	20.32
5730.00	52.05	V	1.6	32.22	-26.54		74.00	57.73	16.27
5791.34	50.41	H	1.6	32.37	-26.53		74.00	56.25	17.75
5731.92	54.31	V	1.6	32.22	-26.54		74.00	59.99	14.01
11340.00	47.68	H	1.5	40.32	-42.24		74.00	45.76	28.24
11340.00	48.94	V	1.5	40.32	-42.24		74.00	47.02	26.98
AV(RBW: 1 MHz VBW: 3 MHz)									
5730.00	37.45	H	1.6	32.22	-26.54	7.739	54.00	50.87	3.13
5730.00	38.07	V	1.6	32.22	-26.54	7.739	54.00	51.49	2.51
11340.00	35.68	H	1.5	40.32	-42.24	7.739	54.00	41.50	12.50
11340.00	36.51	V	1.5	40.32	-42.24	7.739	54.00	42.33	11.67

Remark	H : Horizontal, V : Vertical TEST MODE : CH : 134 -5 670 MHz (x postion) * Measurement Distance: 3 m *The TX signal wasn't detected from 5th harmonics. *Checked in all 3 axis and the maximum measured data were reported.(Worst data is X axis of position) *Total = Reading Value + Antenna Factor + Cable Loss - Amp Gain + Duty Cycle Correction *This test was radiated up to 40.0 GHz but no noise was measured.

802.11n(HT40)_UNII-2C_MIMO_CH 102

Frequency (MHz)	Reading (dB μV)	Position (V/H)	Height (m)	Correction Factor		Duty Cycle Correction(dB)	Result Value		
				Ant Factor (dB)	AMP & Cable (dB)		Limit (dB μV/m)	Result (dB μV/m)	Margin (dB)
PEAK(RBW: 1 MHz VBW: 3 MHz)									
5456.65	48.37	H	1.5	31.82	-26.64		74.00	53.55	20.45
5460.00	47.20	H	1.5	31.83	-26.64		74.00	52.39	21.61
5460.00	55.29	V	1.5	31.83	-26.64		74.00	60.48	13.52
11020.00	48.69	H	1.5	40.77	-42.44		74.00	47.02	26.98
11020.00	49.85	V	1.5	40.77	-42.44		74.00	48.18	25.82
AV(RBW: 1 MHz VBW: 3 MHz)									
5460.00	37.23	H	1.5	31.83	-26.64	7.739	54.00	50.16	3.84
5460.00	37.94	V	1.5	31.83	-26.64	7.739	54.00	50.87	3.13
11020.00	36.52	H	1.5	40.77	-42.44	7.739	54.00	42.59	11.41
11020.00	37.41	V	1.5	40.77	-42.44	7.739	54.00	43.48	10.52

Remark	H : Horizontal, V : Vertical TEST MODE : CH : 102 - 5 510 MHz (x postion) * Measurement Distance: 3 m *The TX signal wasn't detected from 5th harmonics. *Checked in all 3 axis and the maximum measured data were reported.(Worst data is X axis of position) *Total = Reading Value + Antenna Factor + Cable Loss - Amp Gain + Duty Cycle Correction *This test was radiated up to 40.0 GHz but no noise was measured.

802.11n(HT40)_UNII-2C_MIMO_CH118

Frequency (MHz)	Reading (dB μV)	Position (V/H)	Height (m)	Correction Factor		Duty Cycle Correction(dB)	Result Value		
				Ant Factor (dB)	AMP & Cable (dB)		Limit (dB μV/m)	Result (dB μV/m)	Margin (dB)
PEAK(RBW: 1 MHz VBW: 3 MHz)									
11180.00	47.99	H	1.6	40.54	-42.34		74.00	46.19	27.81
11180.00	48.85	V	1.6	40.54	-42.34		74.00	47.05	26.95
AV(RBW: 1 MHz VBW: 3 MHz)									
11180.00	35.96	H	1.6	40.54	-42.34	7.739	54.00	41.90	12.10
11180.00	36.48	V	1.6	40.54	-42.34	7.739	54.00	42.42	11.58
Remark	H : Horizontal, V : Vertical TEST MODE : CH : 118 - 5 590 MHz (x postion) *Measurement Distance: 3 m *The TX signal wasn't detected from 5th harmonics. *Checked in all 3 axis and the maximum measured data were reported.(Worst data is X axis of position) *Total = Reading Value + Antenna Factor + Cable Loss - Amp Gain + Duty Cycle Correction *This test was radiated up to 40.0 GHz but no noise was measured.								

802.11n(HT40)_UNII-2C_MIMO_CH134

Frequency (MHz)	Reading (dB μV)	Position (V/H)	Height (m)	Correction Factor		Duty Cycle Correction(dB)	Result Value		
				Ant Factor (dB)	AMP & Cable (dB)		Limit (dB μV/m)	Result (dB μV/m)	Margin (dB)
PEAK(RBW: 1 MHz VBW: 3 MHz)									
5730.00	47.87	H	1.6	32.22	-26.54		74.00	53.55	20.45
5730.00	51.14	V	1.6	32.22	-26.54		74.00	56.82	17.18
5734.80	48.99	H	1.6	32.23	-26.54		74.00	54.68	19.32
5732.56	52.40	V	1.6	32.23	-26.54		74.00	58.09	15.91
11340.00	48.10	H	1.5	40.32	-42.24		74.00	46.18	27.82
11340.00	48.99	V	1.5	40.32	-42.24		74.00	47.07	26.93
AV(RBW: 1 MHz VBW: 3 MHz)									
5730.00	37.35	H	1.6	32.22	-26.54	7.739	54.00	50.77	3.23
5730.00	38.01	V	1.6	32.22	-26.54	7.739	54.00	51.43	2.57
11340.00	35.77	H	1.5	40.32	-42.24	7.739	54.00	41.59	12.41
11340.00	36.52	V	1.5	40.32	-42.24	7.739	54.00	42.34	11.66

Remark	H : Horizontal, V : Vertical TEST MODE : CH : 134 -5 670 MHz (x postion) *Measurement Distance: 3 m *The TX signal wasn't detected from 5th harmonics. *Checked in all 3 axis and the maximum measured data were reported.(Worst data is X axis of position) *Total = Reading Value + Antenna Factor + Cable Loss - Amp Gain + Duty Cycle Correction *This test was radiated up to 40.0 GHz but no noise was measured.

802.11ac(VHT20)_UNII-2C_ANT0_CH 100

Frequency (MHz)	Reading (dB μV)	Position (V/H)	Height (m)	Correction Factor		Duty Cycle Correction(dB)	Result Value		
				Ant Factor (dB)	AMP & Cable (dB)		Limit (dB μV/m)	Result (dB μV/m)	Margin (dB)
PEAK(RBW: 1 MHz VBW: 3 MHz)									
5458.97	57.99	V	1.5	31.82	-26.64		74.00	63.17	10.83
5460.00	47.10	H	1.5	31.83	-26.64		74.00	52.29	21.71
5460.00	56.42	V	1.5	31.83	-26.64		74.00	61.61	12.39
11000.00	48.58	H	1.5	40.80	-42.46		74.00	46.92	27.08
11000.00	49.67	V	1.5	40.80	-42.46		74.00	48.01	25.99
AV(RBW: 1 MHz VBW: 3 MHz)									
5460.00	35.61	H	1.5	31.83	-26.64	5.337	54.00	46.14	7.86
5460.00	37.12	V	1.5	31.83	-26.64	5.337	54.00	47.65	6.35
11000.00	35.67	H	1.8	40.80	-42.46	5.337	54.00	39.35	14.65
11000.00	36.52	V	1.5	40.80	-42.46	5.337	54.00	40.20	13.80

Remark	H : Horizontal, V : Vertical TEST MODE : CH : 100 - 5 500 MHz (x postion) *Measurement Distance: 3 m *The TX signal wasn't detected from 5th harmonics. *Checked in all 3 axis and the maximum measured data were reported.(Worst data is X axis of position) *Total = Reading Value + Antenna Factor + Cable Loss - Amp Gain + Duty Cycle Correction *This test was radiated up to 40.0 GHz but no noise was measured.

802.11ac(VHT20)_UNII-2C_ANT0_CH 116

Frequency (MHz)	Reading (dB μV)	Position (V/H)	Height (m)	Correction Factor		Duty Cycle Correction(dB)	Result Value		
				Ant Factor (dB)	AMP & Cable (dB)		Limit (dB μV/m)	Result (dB μV/m)	Margin (dB)
PEAK(RBW: 1 MHz VBW: 3 MHz)									
11160.00	49.02	H	1.5	40.57	-42.35		74.00	47.24	26.76
11160.00	50.01	V	1.6	40.57	-42.35		74.00	48.23	25.77
AV(RBW: 1 MHz VBW: 3 MHz)									
11160.00	35.67	H	1.5	40.57	-42.35	5.337	54.00	39.23	14.77
11160.00	36.25	V	1.6	40.57	-42.35	5.337	54.00	39.81	14.19

Remark	H : Horizontal, V : Vertical TEST MODE : CH : 116 - 5 580 MHz (x postion) *Measurement Distance: 3 m *The TX signal wasn't detected from 5th harmonics. *Checked in all 3 axis and the maximum measured data were reported.(Worst data is X axis of position) *Total = Reading Value + Antenna Factor + Cable Loss - Amp Gain + Duty Cycle Correction *This test was radiated up to 40.0 GHz but no noise was measured.

802.11ac(VHT20)_UNII-2C_ANT0_CH 140

Frequency (MHz)	Reading (dB ㎶)	Position (V/H)	Height (m)	Correction Factor		Duty Cycle Correction(dB)	Result Value		
				Ant Factor (dB)	AMP & Cable (dB)		Limit (dB ㎶/m)	Result (dB ㎶/m)	Margin (dB)
PEAK(RBW: 1 MHz VBW: 3 MHz)									
5730.00	53.85	H	1.6	32.22	-26.54		74.00	59.53	14.47
5730.00	66.14	V	1.6	32.22	-26.54		74.00	71.82	2.18
11400.00	48.65	H	1.5	40.24	-42.20		74.00	46.69	27.31
11400.00	49.37	V	1.5	40.24	-42.20		74.00	47.41	26.59
AV(RBW: 1 MHz VBW: 3 MHz)									
5730.00	36.50	H	1.6	32.22	-26.54	5.337	54.00	47.52	6.48
5730.00	39.01	V	1.6	32.22	-26.54	5.337	54.00	50.03	3.97
11400.00	36.52	H	1.5	40.24	-42.20	5.337	54.00	39.90	14.10
11400.00	37.23	V	1.5	40.24	-42.20	5.337	54.00	40.61	13.39

Remark	H : Horizontal, V : Vertical TEST MODE : CH : 140 -5 700 MHz (x postion) *Measurement Distance: 3 m *The TX signal wasn't detected from 5th harmonics. *Checked in all 3 axis and the maximum measured data were reported.(Worst data is X axis of position) *Total = Reading Value + Antenna Factor + Cable Loss - Amp Gain + Duty Cycle Correction *This test was radiated up to 40.0 GHz but no noise was measured.

802.11ac(VHT20)_UNII-2C_ANT1_CH 100

Frequency (MHz)	Reading (dB μV)	Position (V/H)	Height (m)	Correction Factor		Duty Cycle Correction(dB)	Result Value		
				Ant Factor (dB)	AMP & Cable (dB)		Limit (dB μV/m)	Result (dB μV/m)	Margin (dB)
PEAK(RBW: 1 MHz VBW: 3 MHz)									
5446.23	48.25	V	1.5	31.82	-26.65		74.00	53.42	20.58
5458.01	58.57	H	1.5	31.82	-26.64		74.00	63.75	10.25
5460.00	46.86	H	1.5	31.83	-26.64		74.00	52.05	21.95
5460.00	55.26	V	1.5	31.83	-26.64		74.00	60.45	13.55
11000.00	49.11	H	1.5	40.80	-42.46		74.00	47.45	26.55
11000.00	50.12	V	1.5	40.80	-42.46		74.00	48.46	25.54
AV(RBW: 1 MHz VBW: 3 MHz)									
5460.00	35.77	H	1.5	31.83	-26.64	5.337	54.00	46.30	7.70
5460.00	37.07	V	1.5	31.83	-26.64	5.337	54.00	47.60	6.40
11000.00	35.69	H	1.8	40.80	-42.46	5.337	54.00	39.37	14.63
11000.00	36.11	V	1.5	40.80	-42.46	5.337	54.00	39.79	14.21

Remark

H : Horizontal, V : Vertical TEST MODE : CH : 100 - 5 500 MHz (x postion)

*Measurement Distance: 3 m
*The TX signal wasn't detected from 5th harmonics.
*Checked in all 3 axis and the maximum measured data were reported.(Worst data is X axis of position)
*Total = Reading Value + Antenna Factor + Cable Loss - Amp Gain + Duty Cycle Correction
*This test was radiated up to 40.0 GHz but no noise was measured.

802.11ac(VHT20)_UNII-2C_ANT1_CH 116

Frequency (MHz)	Reading (dB ㎶)	Position (V/H)	Height (m)	Correction Factor		Duty Cycle Correction(dB)	Result Value		
				Ant Factor (dB)	AMP & Cable (dB)		Limit (dB ㎶/m)	Result (dB ㎶/m)	Margin (dB)
PEAK(RBW: 1 MHz VBW: 3 MHz)									
11160.00	49.22	H	1.5	40.57	-42.35		74.00	47.44	26.56
11160.00	50.15	V	1.6	40.57	-42.35		74.00	48.37	25.63
AV(RBW: 1 MHz VBW: 3 MHz)									
11160.00	35.74	H	1.5	40.57	-42.35	5.337	54.00	39.30	14.70
11160.00	36.15	V	1.6	40.57	-42.35	5.337	54.00	39.71	14.29

Remark	H : Horizontal, V : Vertical TEST MODE : CH : 116 - 5 580 MHz (x postion) *Measurement Distance: 3 m *The TX signal wasn't detected from 5th harmonics. *Checked in all 3 axis and the maximum measured data were reported.(Worst data is X axis of position) *Total = Reading Value + Antenna Factor + Cable Loss - Amp Gain + Duty Cycle Correction *This test was radiated up to 40.0 GHz but no noise was measured.

802.11ac(VHT20)_UNII-2C_ANT1_CH 140

Frequency (MHz)	Reading (dB ㎶)	Position (V/H)	Height (m)	Correction Factor		Duty Cycle Correction(dB)	Result Value		
				Ant Factor (dB)	AMP & Cable (dB)		Limit (dB ㎶/m)	Result (dB ㎶/m)	Margin (dB)
PEAK(RBW: 1 MHz VBW: 3 MHz)									
5730.00	55.46	H	1.6	32.22	-26.54		74.00	61.14	12.86
5730.00	66.03	V	1.6	32.22	-26.54		74.00	71.71	2.29
11400.00	50.01	H	1.5	40.24	-42.20		74.00	48.05	25.95
11400.00	52.31	V	1.5	40.24	-42.20		74.00	50.35	23.65
AV(RBW: 1 MHz VBW: 3 MHz)									
5730.00	36.62	H	1.6	32.22	-26.54	5.337	54.00	47.64	6.36
5730.00	39.38	V	1.6	32.22	-26.54	5.337	54.00	50.40	3.60
11400.00	36.79	H	1.5	40.24	-42.20	5.337	54.00	40.17	13.83
11400.00	38.01	V	1.5	40.24	-42.20	5.337	54.00	41.39	12.61

Remark	H : Horizontal, V : Vertical TEST MODE : CH : 140 -5 700 MHz (x postion) *Measurement Distance: 3 m *The TX signal wasn't detected from 5th harmonics. *Checked in all 3 axis and the maximum measured data were reported.(Worst data is X axis of position) *Total = Reading Value + Antenna Factor + Cable Loss - Amp Gain + Duty Cycle Correction *This test was radiated up to 40.0 GHz but no noise was measured.

802.11ac(VHT20)_UNII-2C_MIMO_CH 100

Frequency (MHz)	Reading (dB μV)	Position (V/H)	Height (m)	Correction Factor		Duty Cycle Correction(dB)	Result Value		
				Ant Factor (dB)	AMP & Cable (dB)		Limit (dB μV/m)	Result (dB μV/m)	Margin (dB)
PEAK(RBW: 1 MHz VBW: 3 MHz)									
5397.83	48.67	V	1.5	31.82	-26.65		74.00	53.84	20.16
5455.84	56.18	H	1.5	31.82	-26.64		74.00	61.36	12.64
5460.00	46.36	H	1.5	31.83	-26.64		74.00	51.55	22.45
5460.00	53.72	V	1.5	31.83	-26.64		74.00	58.91	15.09
11000.00	49.05	H	1.5	40.80	-42.46		74.00	47.39	26.61
11000.00	49.69	V	1.5	40.80	-42.46		74.00	48.03	25.97
AV(RBW: 1 MHz VBW: 3 MHz)									
5460.00	35.71	H	1.5	31.83	-26.64	5.337	54.00	46.24	7.76
5460.00	36.87	V	1.5	31.83	-26.64	5.337	54.00	47.40	6.60
11000.00	36.01	H	1.8	40.80	-42.46	5.337	54.00	39.69	14.31
11000.00	36.52	V	1.5	40.80	-42.46	5.337	54.00	40.20	13.80

Remark	H : Horizontal, V : Vertical TEST MODE : CH : 100 - 5 500 MHz (x postion) *Measurement Distance: 3 m *The TX signal wasn't detected from 5th harmonics. *Checked in all 3 axis and the maximum measured data were reported.(Worst data is X axis of position) *Total = Reading Value + Antenna Factor + Cable Loss - Amp Gain + Duty Cycle Correction *This test was radiated up to 40.0 GHz but no noise was measured.

802.11ac(VHT20)_UNII-2C_MIMO_CH 116

Frequency (MHz)	Reading (dB μV)	Position (V/H)	Height (m)	Correction Factor		Duty Cycle Correction(dB)	Result Value		
				Ant Factor (dB)	AMP & Cable (dB)		Limit (dB μV/m)	Result (dB μV/m)	Margin (dB)
PEAK(RBW: 1 MHz VBW: 3 MHz)									
11160.00	49.30	H	1.5	40.57	-42.35		74.00	47.52	26.48
11160.00	50.24	V	1.6	40.57	-42.35		74.00	48.46	25.54
AV(RBW: 1 MHz VBW: 3 MHz)									
11160.00	35.80	H	1.5	40.57	-42.35	5.337	54.00	39.36	14.64
11160.00	36.26	V	1.6	40.57	-42.35	5.337	54.00	39.82	14.18

Remark	H : Horizontal, V : Vertical TEST MODE : CH : 116 - 5 580 MHz (x postion) *Measurement Distance: 3 m *The TX signal wasn't detected from 5th harmonics. *Checked in all 3 axis and the maximum measured data were reported.(Worst data is X axis of position) *Total = Reading Value + Antenna Factor + Cable Loss - Amp Gain + Duty Cycle Correction *This test was radiated up to 40.0 GHz but no noise was measured.

802.11ac(VHT20)_UNII-2C_MIMO_CH 140

Frequency (MHz)	Reading (dB ㎶)	Position (V/H)	Height (m)	Correction Factor		Duty Cycle Correction(dB)	Result Value		
				Ant Factor (dB)	AMP & Cable (dB)		Limit (dB ㎶/m)	Result (dB ㎶/m)	Margin (dB)
PEAK(RBW: 1 MHz VBW: 3 MHz)									
5730.00	50.58	H	1.6	32.22	-26.54		74.00	56.26	17.74
5730.00	63.04	V	1.6	32.22	-26.54		74.00	68.72	5.28
11400.00	49.87	H	1.5	40.24	-42.20		74.00	47.91	26.09
11400.00	51.28	V	1.5	40.24	-42.20		74.00	49.32	24.68
AV(RBW: 1 MHz VBW: 3 MHz)									
5730.00	36.34	H	1.6	32.22	-26.54	5.337	54.00	47.36	6.64
5730.00	38.14	V	1.6	32.22	-26.54	5.337	54.00	49.16	4.84
11400.00	36.52	H	1.5	40.24	-42.20	5.337	54.00	39.90	14.10
11400.00	37.74	V	1.5	40.24	-42.20	5.337	54.00	41.12	12.88

Remark

H : Horizontal, V : Vertical TEST MODE : CH : 140 -5 700 MHz (x postion)

*Measurement Distance: 3 m
*The TX signal wasn't detected from 5th harmonics.
*Checked in all 3 axis and the maximum measured data were reported.(Worst data is X axis of position)
*Total = Reading Value + Antenna Factor + Cable Loss - Amp Gain + Duty Cycle Correction
*This test was radiated up to 40.0 GHz but no noise was measured.

802.11ac(VHT40)_UNII-2C_ANT0_CH 102

Frequency (MHz)	Reading (dB μV)	Position (V/H)	Height (m)	Correction Factor		Duty Cycle Correction(dB)	Result Value		
				Ant Factor (dB)	AMP & Cable (dB)		Limit (dB μV/m)	Result (dB μV/m)	Margin (dB)
PEAK(RBW: 1 MHz VBW: 3 MHz)									
5452.96	48.05	H	1.5	31.82	-26.64		74.00	53.23	20.77
5452.96	56.56	V	1.5	31.82	-26.64		74.00	61.74	12.26
5460.00	48.05	H	1.5	31.83	-26.64		74.00	53.24	20.76
5460.00	54.47	V	1.5	31.83	-26.64		74.00	59.66	14.34
11020.00	49.02	H	1.5	40.77	-42.44		74.00	47.35	26.65
11020.00	50.02	V	1.5	40.77	-42.44		74.00	48.35	25.65
AV(RBW: 1 MHz VBW: 3 MHz)									
5460.00	37.27	H	1.5	31.83	-26.64	7.725	54.00	50.19	3.82
5460.00	38.42	V	1.5	31.83	-26.64	7.725	54.00	51.34	2.67
11020.00	35.11	H	1.5	40.77	-42.44	7.725	54.00	41.17	12.84
11020.00	36.20	V	1.5	40.77	-42.44	7.725	54.00	42.26	11.75

Remark	H : Horizontal, V : Vertical TEST MODE : CH : 102 - 5 510 MHz (x postion) *Measurement Distance: 3 m *The TX signal wasn't detected from 5th harmonics. *Checked in all 3 axis and the maximum measured data were reported.(Worst data is X axis of position) *Total = Reading Value + Antenna Factor + Cable Loss - Amp Gain + Duty Cycle Correction *This test was radiated up to 40.0 GHz but no noise was measured.

802.11ac(VHT40)_UNII-2C_ANT0_CH118

Frequency (MHz)	Reading (dB μV)	Position (V/H)	Height (m)	Correction Factor		Duty Cycle Correction(dB)	Result Value		
				Ant Factor (dB)	AMP & Cable (dB)		Limit (dB μV/m)	Result (dB μV/m)	Margin (dB)
PEAK(RBW: 1 MHz VBW: 3 MHz)									
11180.00	48.23	H	1.6	40.54	-42.34		74.00	46.43	27.57
11180.00	49.05	V	1.6	40.54	-42.34		74.00	47.25	26.75
AV(RBW: 1 MHz VBW: 3 MHz)									
11180.00	35.91	H	1.6	40.54	-42.34	7.725	54.00	41.84	12.17
11180.00	36.37	V	1.6	40.54	-42.34	7.725	54.00	42.30	11.71

Remark	H : Horizontal, V : Vertical TEST MODE : CH : 118 - 5 590 MHz (x postion) *Measurement Distance: 3 m *The TX signal wasn't detected from 5th harmonics. *Checked in all 3 axis and the maximum measured data were reported.(Worst data is X axis of position) *Total = Reading Value + Antenna Factor + Cable Loss - Amp Gain + Duty Cycle Correction *This test was radiated up to 40.0 GHz but no noise was measured.

802.11ac(VHT40)_UNII-2C_ANT0_CH134

Frequency (MHz)	Reading (dB ㎶)	Position (V/H)	Height (m)	Correction Factor		Duty Cycle Correction(dB)	Result Value		
				Ant Factor (dB)	AMP & Cable (dB)		Limit (dB ㎶/m)	Result (dB ㎶/m)	Margin (dB)
PEAK(RBW: 1 MHz VBW: 3 MHz)									
5730.00	48.25	H	1.6	32.22	-26.54		74.00	53.93	20.07
5730.00	53.15	V	1.6	32.22	-26.54		74.00	58.83	15.17
5738.14	50.08	H	1.6	32.24	-26.54		74.00	55.78	18.22
5736.53	54.46	V	1.6	32.24	-26.54		74.00	60.16	13.84
11340.00	48.05	H	1.5	40.32	-42.24		74.00	46.13	27.87
11340.00	49.03	V	1.5	40.32	-42.24		74.00	47.11	26.89
AV(RBW: 1 MHz VBW: 3 MHz)									
5730.00	37.39	H	1.6	32.22	-26.54	7.725	54.00	50.80	3.21
5730.00	38.19	V	1.6	32.22	-26.54	7.725	54.00	51.60	2.41
11340.00	35.70	H	1.5	40.32	-42.24	7.725	54.00	41.51	12.50
11340.00	36.31	V	1.5	40.32	-42.24	7.725	54.00	42.12	11.89

Remark	H : Horizontal, V : Vertical TEST MODE : CH : 134 -5 670 MHz (x postion) *Measurement Distance: 3 m *The TX signal wasn't detected from 5th harmonics. *Checked in all 3 axis and the maximum measured data were reported.(Worst data is X axis of position) *Total = Reading Value + Antenna Factor + Cable Loss - Amp Gain + Duty Cycle Correction *This test was radiated up to 40.0 GHz but no noise was measured.

802.11ac(VHT40)_UNII-2C_ANT1_CH 102

Frequency (MHz)	Reading (dB μV)	Position (V/H)	Height (m)	Correction Factor		Duty Cycle Correction(dB)	Result Value		
				Ant Factor (dB)	AMP & Cable (dB)		Limit (dB μV/m)	Result (dB μV/m)	Margin (dB)
PEAK(RBW: 1 MHz VBW: 3 MHz)									
5460.00	48.95	H	1.5	31.83	-26.64		74.00	54.14	19.86
5460.00	55.14	V	1.5	31.83	-26.64		74.00	60.33	13.67
11020.00	48.01	H	1.5	40.77	-42.44		74.00	46.34	27.66
11020.00	49.22	V	1.5	40.77	-42.44		74.00	47.55	26.45
AV(RBW: 1 MHz VBW: 3 MHz)									
5460.00	37.26	H	1.5	31.83	-26.64	7.725	54.00	50.18	3.83
5460.00	38.58	V	1.5	31.83	-26.64	7.725	54.00	51.50	2.51
11020.00	35.37	H	1.5	40.77	-42.44	7.725	54.00	41.43	12.58
11020.00	35.99	V	1.5	40.77	-42.44	7.725	54.00	42.05	11.96

Remark	H : Horizontal, V : Vertical TEST MODE : CH : 102 - 5 510 MHz (x postion) *Measurement Distance: 3 m *The TX signal wasn't detected from 5th harmonics. *Checked in all 3 axis and the maximum measured data were reported.(Worst data is X axis of position) *Total = Reading Value + Antenna Factor + Cable Loss - Amp Gain + Duty Cycle Correction *This test was radiated up to 40.0 GHz but no noise was measured.

802.11ac(VHT40)_UNII-2C_ANT1_CH118

Frequency (MHz)	Reading (dB μV)	Position (V/H)	Height (m)	Correction Factor		Duty Cycle Correction(dB)	Result Value		
				Ant Factor (dB)	AMP & Cable (dB)		Limit (dB μV/m)	Result (dB μV/m)	Margin (dB)
PEAK(RBW: 1 MHz VBW: 3 MHz)									
11180.00	47.98	H	1.6	40.54	-42.34		74.00	46.18	27.82
11180.00	48.65	V	1.6	40.54	-42.34		74.00	46.85	27.15
AV(RBW: 1 MHz VBW: 3 MHz)									
11180.00	35.67	H	1.6	40.54	-42.34	7.725	54.00	41.60	12.41
11180.00	36.15	V	1.6	40.54	-42.34	7.725	54.00	42.08	11.93

Remark	H : Horizontal, V : Vertical TEST MODE : CH : 118 - 5 590 MHz (x postion) *Measurement Distance: 3 m *The TX signal wasn't detected from 5th harmonics. *Checked in all 3 axis and the maximum measured data were reported.(Worst data is X axis of position) *Total = Reading Value + Antenna Factor + Cable Loss - Amp Gain + Duty Cycle Correction *This test was radiated up to 40.0 GHz but no noise was measured.

802.11ac(VHT40)_UNII-2C_ANT1_CH134

Frequency (MHz)	Reading (dB ㎶)	Position (V/H)	Height (m)	Correction Factor		Duty Cycle Correction(dB)	Result Value		
				Ant Factor (dB)	AMP & Cable (dB)		Limit (dB ㎶/m)	Result (dB ㎶/m)	Margin (dB)
PEAK(RBW: 1 MHz VBW: 3 MHz)									
5730.00	47.69	H	1.6	32.22	-26.54		74.00	53.37	20.63
5730.00	52.37	V	1.6	32.22	-26.54		74.00	58.05	15.95
5734.93	54.53	V	1.6	32.23	-26.54		74.00	60.22	13.78
11340.00	48.32	H	1.5	40.32	-42.24		74.00	46.40	27.60
11340.00	49.12	V	1.5	40.32	-42.24		74.00	47.20	26.80
AV(RBW: 1 MHz VBW: 3 MHz)									
5730.00	37.36	H	1.6	32.22	-26.54	7.725	54.00	50.77	3.24
5730.00	38.23	V	1.6	32.22	-26.54	7.725	54.00	51.64	2.37
11340.00	35.81	H	1.5	40.32	-42.24	7.725	54.00	41.62	12.39
11340.00	36.25	V	1.5	40.32	-42.24	7.725	54.00	42.06	11.95

Remark	H : Horizontal, V : Vertical TEST MODE : CH : 134 -5 670 MHz (x postion) *Measurement Distance: 3 m *The TX signal wasn't detected from 5th harmonics. *Checked in all 3 axis and the maximum measured data were reported.(Worst data is X axis of position) *Total = Reading Value + Antenna Factor + Cable Loss - Amp Gain + Duty Cycle Correction *This test was radiated up to 40.0 GHz but no noise was measured.

802.11ac(VHT40)_UNII-2C_MIMO_CH 102

Frequency (MHz)	Reading (dB μV)	Position (V/H)	Height (m)	Correction Factor		Duty Cycle Correction(dB)	Result Value		
				Ant Factor (dB)	AMP & Cable (dB)		Limit (dB μV/m)	Result (dB μV/m)	Margin (dB)
PEAK(RBW: 1 MHz VBW: 3 MHz)									
5456.16	55.31	V	1.5	31.83	-26.64		74.00	60.50	13.50
5460.00	50.21	H	1.5	31.83	-26.64		74.00	55.40	18.60
5460.00	53.99	V	1.5	31.83	-26.64		74.00	59.18	14.82
11020.00	48.52	H	1.5	40.77	-42.44		74.00	46.85	27.15
11020.00	49.37	V	1.5	40.77	-42.44		74.00	47.70	26.30
AV(RBW: 1 MHz VBW: 3 MHz)									
5460.00	37.31	H	1.5	31.83	-26.64	7.725	54.00	50.23	3.78
5460.00	38.22	V	1.5	31.83	-26.64	7.725	54.00	51.14	2.87
11020.00	35.63	H	1.5	40.77	-42.44	7.725	54.00	41.69	12.32
11020.00	36.18	V	1.5	40.77	-42.44	7.725	54.00	42.24	11.77

Remark	H : Horizontal, V : Vertical TEST MODE : CH : 102 - 5 510 MHz (x postion) *Measurement Distance: 3 m *The TX signal wasn't detected from 5th harmonics. *Checked in all 3 axis and the maximum measured data were reported.(Worst data is X axis of position) *Total = Reading Value + Antenna Factor + Cable Loss - Amp Gain + Duty Cycle Correction *This test was radiated up to 40.0 GHz but no noise was measured.

802.11ac(VHT40)_UNII-2C_MIMO_CH118

Frequency (MHz)	Reading (dB μV)	Position (V/H)	Height (m)	Correction Factor		Duty Cycle Correction(dB)	Result Value		
				Ant Factor (dB)	AMP & Cable (dB)		Limit (dB μV/m)	Result (dB μV/m)	Margin (dB)
PEAK(RBW: 1 MHz VBW: 3 MHz)									
11180.00	47.69	H	1.6	40.54	-42.34		74.00	45.89	28.11
11180.00	48.51	V	1.6	40.54	-42.34		74.00	46.71	27.29
AV(RBW: 1 MHz VBW: 3 MHz)									
11180.00	35.82	H	1.6	40.54	-42.34	7.725	54.00	41.75	12.26
11180.00	36.24	V	1.6	40.54	-42.34	7.725	54.00	42.17	11.84

Remark	H : Horizontal, V : Vertical TEST MODE : CH : 118 - 5 590 MHz (x postion) *Measurement Distance: 3 m *The TX signal wasn't detected from 5th harmonics. *Checked in all 3 axis and the maximum measured data were reported.(Worst data is X axis of position) *Total = Reading Value + Antenna Factor + Cable Loss - Amp Gain + Duty Cycle Correction *This test was radiated up to 40.0 GHz but no noise was measured.

802.11ac(VHT40)_UNII-2C_MIMO_CH134

Frequency (MHz)	Reading (dB μV)	Position (V/H)	Height (m)	Correction Factor		Duty Cycle Correction(dB)	Result Value		
				Ant Factor (dB)	AMP & Cable (dB)		Limit (dB μV/m)	Result (dB μV/m)	Margin (dB)
PEAK(RBW: 1 MHz VBW: 3 MHz)									
5730.00	47.90	H	1.6	32.22	-26.54		74.00	53.58	20.42
5730.00	50.93	V	1.6	32.22	-26.54		74.00	56.61	17.39
5732.05	52.03	V	1.6	32.23	-26.54		74.00	57.72	16.28
11340.00	48.32	H	1.5	40.32	-42.24		74.00	46.40	27.60
11340.00	49.12	V	1.5	40.32	-42.24		74.00	47.20	26.80
AV(RBW: 1 MHz VBW: 3 MHz)									
5730.00	37.42	H	1.6	32.22	-26.54	7.725	54.00	50.83	3.18
5730.00	38.13	V	1.6	32.22	-26.54	7.725	54.00	51.54	2.47
11340.00	35.73	H	1.5	40.32	-42.24	7.725	54.00	41.54	12.47
11340.00	36.33	V	1.5	40.32	-42.24	7.725	54.00	42.14	11.87

Remark	H : Horizontal, V : Vertical TEST MODE : CH : 134 -5 670 MHz (x postion) *Measurement Distance: 3 m *The TX signal wasn't detected from 5th harmonics. *Checked in all 3 axis and the maximum measured data were reported.(Worst data is X axis of position) *Total = Reading Value + Antenna Factor + Cable Loss - Amp Gain + Duty Cycle Correction *This test was radiated up to 40.0 GHz but no noise was measured.

802.11ac(VHT80)_UNII-2C_ANT0_CH106

Frequency (MHz)	Reading (dB ㎶)	Position (V/H)	Height (m)	Correction Factor		Duty Cycle Correction(dB)	Result Value		
				Ant Factor (dB)	AMP & Cable (dB)		Limit (dB ㎶/m)	Result (dB ㎶/m)	Margin (dB)
PEAK(RBW: 1 MHz VBW: 3 MHz)									
5456.57	62.92	V	1.5	31.82	-26.64		74.00	68.10	5.90
5460.00	53.31	H	1.5	31.83	-26.64		74.00	58.50	15.50
5460.00	62.14	V	1.5	31.83	-26.64		74.00	67.33	6.67
11060.00	49.44	H	1.5	40.71	-42.42		74.00	47.73	26.27
11060.00	50.54	V	1.5	40.71	-42.42		74.00	48.83	25.17
AV(RBW: 1 MHz VBW: 3 MHz)									
5460.00	35.98	H	1.5	31.83	-26.64	10.476	54.00	51.64	2.35
5460.00	37.01	V	1.5	31.83	-26.64	10.476	54.00	52.68	1.32
11060.00	36.08	H	1.5	40.71	-42.42	10.476	54.00	44.85	9.15
11060.00	36.74	V	1.5	40.71	-42.42	10.476	54.00	45.51	8.49

Remark	H : Horizontal, V : Vertical TEST MODE : CH : 134 -5 670 MHz (x postion) *Measurement Distance: 3 m *The TX signal wasn't detected from 5th harmonics. *Checked in all 3 axis and the maximum measured data were reported.(Worst data is X axis of position) *Total = Reading Value + Antenna Factor + Cable Loss - Amp Gain + Duty Cycle Correction *This test was radiated up to 40.0 GHz but no noise was measured.

802.11ac(VHT80)_UNII-2C_ANT0_CH 122

Frequency (MHz)	Reading (dB μV)	Position (V/H)	Height (m)	Correction Factor		Duty Cycle Correction(dB)	Result Value		
				Ant Factor (dB)	AMP & Cable (dB)		Limit (dB μV/m)	Result (dB μV/m)	Margin (dB)
PEAK(RBW: 1 MHz VBW: 3 MHz)									
5730.00	46.60	H	1.6	32.22	-26.54		74.00	52.28	21.72
5730.00	52.87	V	1.6	32.22	-26.54		74.00	58.55	15.45
5731.73	54.18	V	1.6	32.22	-26.54		74.00	59.86	14.14
11380.00	48.33	H	1.6	40.26	-42.21		74.00	46.38	27.62
11380.00	49.10	V	1.6	40.26	-42.21		74.00	47.15	26.85
AV(RBW: 1 MHz VBW: 3 MHz)									
5730.00	36.06	H	1.6	32.22	-26.54	10.476	54.00	52.22	1.78
5730.00	36.45	V	1.6	32.22	-26.54	10.476	54.00	52.61	1.39
11380.00	35.71	H	1.6	40.26	-42.21	10.476	54.00	44.24	9.76
11380.00	36.25	V	1.6	40.26	-42.21	10.476	54.00	44.78	9.22

Remark	H : Horizontal, V : Vertical TEST MODE : CH : 102 - 5 510 MHz (x postion) *Measurement Distance: 3 m *The TX signal wasn't detected from 5th harmonics. *Checked in all 3 axis and the maximum measured data were reported.(Worst data is X axis of position) *Total = Reading Value + Antenna Factor + Cable Loss - Amp Gain + Duty Cycle Correction *This test was radiated up to 40.0 GHz but no noise was measured.

802.11ac(VHT80)_UNII-2C_ANT1_CH106

Frequency (MHz)	Reading (dB μV)	Position (V/H)	Height (m)	Correction Factor		Duty Cycle Correction(dB)	Result Value		
				Ant Factor (dB)	AMP & Cable (dB)		Limit (dB μV/m)	Result (dB μV/m)	Margin (dB)
PEAK(RBW: 1 MHz VBW: 3 MHz)									
5432.93	48.39	H	1.5	31.82	-26.64		74.00	53.57	20.43
5448.95	55.06	V	1.5	31.83	-26.64		74.00	60.25	13.75
5460.00	46.67	H	1.5	31.83	-26.64		74.00	51.86	22.14
5460.00	53.47	V	1.5	31.83	-26.64		74.00	58.66	15.34
11060.00	49.15	H	1.5	40.71	-42.42		74.00	47.44	26.56
11060.00	50.39	V	1.5	40.71	-42.42		74.00	48.68	25.32
AV(RBW: 1 MHz VBW: 3 MHz)									
5460.00	35.63	H	1.5	31.83	-26.64	10.476	54.00	51.30	2.70
5460.00	36.13	V	1.5	31.83	-26.64	10.476	54.00	51.80	2.20
11060.00	36.17	H	1.5	40.71	-42.42	10.476	54.00	44.94	9.06
11060.00	37.05	V	1.5	40.71	-42.42	10.476	54.00	45.82	8.18

Remark	H : Horizontal, V : Vertical TEST MODE : CH : 134 -5 670 MHz (x postion) *Measurement Distance: 3 m *The TX signal wasn't detected from 5th harmonics. *Checked in all 3 axis and the maximum measured data were reported.(Worst data is X axis of position) *Total = Reading Value + Antenna Factor + Cable Loss - Amp Gain + Duty Cycle Correction *This test was radiated up to 40.0 GHz but no noise was measured.

802.11ac(VHT80)_UNII-2C_ANT1_CH 122

Frequency (MHz)	Reading (dB μV)	Position (V/H)	Height (m)	Correction Factor		Duty Cycle Correction(dB)	Result Value		
				Ant Factor (dB)	AMP & Cable (dB)		Limit (dB μV/m)	Result (dB μV/m)	Margin (dB)
PEAK(RBW: 1 MHz VBW: 3 MHz)									
5730.00	46.19	H	1.6	32.22	-26.54		74.00	51.87	22.13
5730.00	50.26	V	1.6	32.22	-26.54		74.00	55.94	18.06
5731.73	52.34	V	1.6	32.22	-26.54		74.00	58.02	15.98
11380.00	48.33	H	1.6	40.26	-42.21		74.00	46.38	27.62
11380.00	49.10	V	1.6	40.26	-42.21		74.00	47.15	26.85
AV(RBW: 1 MHz VBW: 3 MHz)									
5730.00	35.99	H	1.6	32.22	-26.54	10.476	54.00	52.15	1.85
5730.00	36.26	V	1.6	32.22	-26.54	10.476	54.00	52.42	1.58
11380.00	35.69	H	1.6	40.26	-42.21	10.476	54.00	44.22	9.78
11380.00	36.39	V	1.6	40.26	-42.21	10.476	54.00	44.92	9.08

Remark	H : Horizontal, V : Vertical TEST MODE : CH : 102 - 5 510 MHz (x postion) *Measurement Distance: 3 m *The TX signal wasn't detected from 5th harmonics. *Checked in all 3 axis and the maximum measured data were reported.(Worst data is X axis of position) *Total = Reading Value + Antenna Factor + Cable Loss - Amp Gain + Duty Cycle Correction *This test was radiated up to 40.0 GHz but no noise was measured.

802.11ac(VHT80)_UNII-2C_MIMO_CH106

Frequency (MHz)	Reading (dB μV)	Position (V/H)	Height (m)	Correction Factor		Duty Cycle Correction(dB)	Result Value		
				Ant Factor (dB)	AMP & Cable (dB)		Limit (dB μV/m)	Result (dB μV/m)	Margin (dB)
PEAK(RBW: 1 MHz VBW: 3 MHz)									
5439.74	52.89	H	1.5	32.24	-26.54		74.00	58.59	15.41
5439.74	63.13	V	1.5	32.24	-26.54		74.00	68.83	5.17
5460.00	50.31	H	1.5	31.83	-26.64		74.00	55.50	18.50
5460.00	52.98	V	1.5	31.83	-26.64		74.00	58.17	15.83
11060.00	50.11	H	1.5	40.71	-42.42		74.00	48.40	25.60
11060.00	51.69	V	1.5	40.71	-42.42		74.00	49.98	24.02
AV(RBW: 1 MHz VBW: 3 MHz)									
5460.00	35.91	H	1.5	31.90	-26.79	10.476	54.00	51.50	2.50
5460.00	37.18	V	1.5	31.90	-26.79	10.476	54.00	52.77	1.23
11060.00	36.06	H	1.5	40.71	-42.42	10.476	54.00	44.83	9.17
11060.00	36.82	V	1.5	40.71	-42.42	10.476	54.00	45.59	8.41

Remark	H : Horizontal, V : Vertical TEST MODE : CH : 134 -5 670 MHz (x postion) *Measurement Distance: 3 m *The TX signal wasn't detected from 5th harmonics. *Checked in all 3 axis and the maximum measured data were reported.(Worst data is X axis of position) *Total = Reading Value + Antenna Factor + Cable Loss - Amp Gain + Duty Cycle Correction *This test was radiated up to 40.0 GHz but no noise was measured.

802.11ac(VHT80)_UNII-2C_MIMO_CH 122

Frequency (MHz)	Reading (dB μV)	Position (V/H)	Height (m)	Correction Factor		Duty Cycle Correction(dB)	Result Value		
				Ant Factor (dB)	AMP & Cable (dB)		Limit (dB μV/m)	Result (dB μV/m)	Margin (dB)
PEAK(RBW: 1 MHz VBW: 3 MHz)									
5730.00	46.31	H	1.6	32.22	-26.54		74.00	51.99	22.01
5730.00	53.43	V	1.6	32.22	-26.54		74.00	59.11	14.89
11380.00	48.33	H	1.6	40.26	-42.21		74.00	46.38	27.62
11380.00	49.10	V	1.6	40.26	-42.21		74.00	47.15	26.85
AV(RBW: 1 MHz VBW: 3 MHz)									
5730.00	36.01	H	1.6	32.22	-26.54	10.476	54.00	52.17	1.83
5730.00	36.31	V	1.6	32.22	-26.54	10.476	54.00	52.47	1.53
11380.00	36.00	H	1.6	40.26	-42.21	10.476	54.00	44.53	9.47
11380.00	36.21	V	1.6	40.26	-42.21	10.476	54.00	44.74	9.26

Remark	H : Horizontal, V : Vertical TEST MODE : CH : 102 - 5 510 MHz (x postion) *Measurement Distance: 3 m *The TX signal wasn't detected from 5th harmonics. *Checked in all 3 axis and the maximum measured data were reported.(Worst data is X axis of position) *Total = Reading Value + Antenna Factor + Cable Loss - Amp Gain + Duty Cycle Correction *This test was radiated up to 40.0 GHz but no noise was measured.

802.11ax(HE20)_UNII-2C_ANT0_CH 100

Frequency (MHz)	Reading (dB μV)	Position (V/H)	Height (m)	Correction Factor		Duty Cycle Correction(dB)	Result Value		
				Ant Factor (dB)	AMP & Cable (dB)		Limit (dB μV/m)	Result (dB μV/m)	Margin (dB)
PEAK(RBW: 1 MHz VBW: 3 MHz)									
5453.44	47.93	H	1.5	31.82	-26.64		74.00	53.11	20.89
5460.00	46.36	H	1.5	31.83	-26.64		74.00	51.55	22.45
5460.00	57.82	V	1.5	31.83	-26.64		74.00	63.01	10.99
11000.00	48.66	H	1.5	40.80	-42.46		74.00	47.00	27.00
11000.00	49.50	V	1.5	40.80	-42.46		74.00	47.84	26.16
AV(RBW: 1 MHz VBW: 3 MHz)									
5460.00	35.67	H	1.5	31.83	-26.64	5.783	54.00	46.64	7.36
5460.00	37.26	V	1.5	31.83	-26.64	5.783	54.00	48.23	5.77
11000.00	35.82	H	1.8	40.80	-42.46	5.783	54.00	39.94	14.06
11000.00	36.24	V	1.5	40.80	-42.46	5.783	54.00	40.36	13.64

Remark	H : Horizontal, V : Vertical TEST MODE : CH : 100 - 5 500 MHz (x postion) *Measurement Distance: 3 m *The TX signal wasn't detected from 5th harmonics. *Checked in all 3 axis and the maximum measured data were reported.(Worst data is X axis of position) *Total = Reading Value + Antenna Factor + Cable Loss - Amp Gain + Duty Cycle Correction *This test was radiated up to 40.0 GHz but no noise was measured.

802.11ax(HE20)_UNII-2C_ANT0_CH 116

Frequency (MHz)	Reading (dB μV)	Position (V/H)	Height (m)	Correction Factor		Duty Cycle Correction(dB)	Result Value		
				Ant Factor (dB)	AMP & Cable (dB)		Limit (dB μV/m)	Result (dB μV/m)	Margin (dB)
PEAK(RBW: 1 MHz VBW: 3 MHz)									
11160.00	48.69	H	1.5	40.57	-42.35		74.00	46.91	27.09
11160.00	49.39	V	1.6	40.57	-42.35		74.00	47.61	26.39
AV(RBW: 1 MHz VBW: 3 MHz)									
11160.00	35.82	H	1.5	40.57	-42.35	5.783	54.00	39.82	14.18
11160.00	36.19	V	1.6	40.57	-42.35	5.783	54.00	40.19	13.81

Remark	H : Horizontal, V : Vertical TEST MODE : CH : 116 - 5 580 MHz (x postion) *Measurement Distance: 3 m *The TX signal wasn't detected from 5th harmonics. *Checked in all 3 axis and the maximum measured data were reported.(Worst data is X axis of position) *Total = Reading Value + Antenna Factor + Cable Loss - Amp Gain + Duty Cycle Correction *This test was radiated up to 40.0 GHz but no noise was measured.

802.11ax(HE20)_UNII-2C_ANT0_CH 140

Frequency (MHz)	Reading (dB μV)	Position (V/H)	Height (m)	Correction Factor		Duty Cycle Correction(dB)	Result Value		
				Ant Factor (dB)	AMP & Cable (dB)		Limit (dB μV/m)	Result (dB μV/m)	Margin (dB)
PEAK(RBW: 1 MHz VBW: 3 MHz)									
5730.00	53.91	H	1.6	32.22	-26.54		74.00	59.59	14.41
5730.00	64.90	V	1.6	32.22	-26.54		74.00	70.58	3.42
11400.00	48.65	H	1.5	40.24	-42.20		74.00	46.69	27.31
11400.00	49.37	V	1.5	40.24	-42.20		74.00	47.41	26.59
AV(RBW: 1 MHz VBW: 3 MHz)									
5730.00	36.55	H	1.6	32.22	-26.54	5.783	54.00	48.01	5.99
5730.00	39.22	V	1.6	32.22	-26.54	5.783	54.00	50.68	3.32
11400.00	36.85	H	1.5	40.24	-42.20	5.783	54.00	40.67	13.33
11400.00	37.52	V	1.5	40.24	-42.20	5.783	54.00	41.34	12.66

Remark	H : Horizontal, V : Vertical TEST MODE : CH : 140 -5 700 MHz (x postion) *Measurement Distance: 3 m *The TX signal wasn't detected from 5th harmonics. *Checked in all 3 axis and the maximum measured data were reported.(Worst data is X axis of position) *Total = Reading Value + Antenna Factor + Cable Loss - Amp Gain + Duty Cycle Correction *This test was radiated up to 40.0 GHz but no noise was measured.

802.11ax(HE20)_UNII-2C_ANT1_CH 100

Frequency (MHz)	Reading (dB μV)	Position (V/H)	Height (m)	Correction Factor		Duty Cycle Correction(dB)	Result Value		
				Ant Factor (dB)	AMP & Cable (dB)		Limit (dB μV/m)	Result (dB μV/m)	Margin (dB)
PEAK(RBW: 1 MHz VBW: 3 MHz)									
5448.63	47.13	H	1.5	31.82	-26.64		74.00	52.31	21.69
5460.00	46.49	H	1.5	31.83	-26.64		74.00	51.68	22.32
5460.00	55.98	V	1.5	31.83	-26.64		74.00	61.17	12.83
11000.00	49.35	H	1.5	40.80	-42.46		74.00	47.69	26.31
11000.00	50.29	V	1.5	40.80	-42.46		74.00	48.63	25.37
AV(RBW: 1 MHz VBW: 3 MHz)									
5460.00	35.71	H	1.5	31.83	-26.64	5.783	54.00	46.68	7.32
5460.00	37.34	V	1.5	31.83	-26.64	5.783	54.00	48.31	5.69
11000.00	35.71	H	1.8	40.80	-42.46	5.783	54.00	39.83	14.17
11000.00	36.12	V	1.5	40.80	-42.46	5.783	54.00	40.24	13.76

Remark	H : Horizontal, V : Vertical TEST MODE : CH : 100 - 5 500 MHz (x postion) *Measurement Distance: 3 m *The TX signal wasn't detected from 5th harmonics. *Checked in all 3 axis and the maximum measured data were reported.(Worst data is X axis of position) *Total = Reading Value + Antenna Factor + Cable Loss - Amp Gain + Duty Cycle Correction *This test was radiated up to 40.0 GHz but no noise was measured.

802.11ax(HE20)_UNII-2C_ANT1_CH 116

Frequency (MHz)	Reading (dB μV)	Position (V/H)	Height (m)	Correction Factor		Duty Cycle Correction(dB)	Result Value		
				Ant Factor (dB)	AMP & Cable (dB)		Limit (dB μV/m)	Result (dB μV/m)	Margin (dB)
PEAK(RBW: 1 MHz VBW: 3 MHz)									
11160.00	49.22	H	1.5	40.57	-42.35		74.00	47.44	26.56
11160.00	50.15	V	1.6	40.57	-42.35		74.00	48.37	25.63
AV(RBW: 1 MHz VBW: 3 MHz)									
11160.00	35.74	H	1.5	40.57	-42.35	5.337	54.00	39.30	14.70
11160.00	36.15	V	1.6	40.57	-42.35	5.337	54.00	39.71	14.29

Remark	H : Horizontal, V : Vertical TEST MODE : CH : 116 - 5 580 MHz (x postion) *Measurement Distance: 3 m *The TX signal wasn't detected from 5th harmonics. *Checked in all 3 axis and the maximum measured data were reported.(Worst data is X axis of position) *Total = Reading Value + Antenna Factor + Cable Loss - Amp Gain + Duty Cycle Correction *This test was radiated up to 40.0 GHz but no noise was measured.

802.11ax(HE20)_UNII-2C_ANT1_CH 140

Frequency (MHz)	Reading (dB ㎶)	Position (V/H)	Height (m)	Correction Factor		Duty Cycle Correction(dB)	Result Value		
				Ant Factor (dB)	AMP & Cable (dB)		Limit (dB ㎶/m)	Result (dB ㎶/m)	Margin (dB)
PEAK(RBW: 1 MHz VBW: 3 MHz)									
5730.00	52.72	H	1.6	32.22	-26.54		74.00	58.40	15.60
5730.00	65.76	V	1.6	32.22	-26.54		74.00	71.44	2.56
11400.00	50.20	H	1.5	40.24	-42.20		74.00	48.24	25.76
11400.00	52.11	V	1.5	40.24	-42.20		74.00	50.15	23.85
AV(RBW: 1 MHz VBW: 3 MHz)									
5730.00	36.49	H	1.6	32.22	-26.54	5.783	54.00	47.95	6.05
5730.00	39.10	V	1.6	32.22	-26.54	5.783	54.00	50.56	3.44
11400.00	36.80	H	1.5	40.24	-42.20	5.783	54.00	40.62	13.38
11400.00	37.59	V	1.5	40.24	-42.20	5.783	54.00	41.41	12.59

Remark

H : Horizontal, V : Vertical TEST MODE : CH : 140 -5 700 MHz (x postion)

*Measurement Distance: 3 m
*The TX signal wasn't detected from 5th harmonics.
*Checked in all 3 axis and the maximum measured data were reported.(Worst data is X axis of position)
*Total = Reading Value + Antenna Factor + Cable Loss - Amp Gain + Duty Cycle Correction
*This test was radiated up to 40.0 GHz but no noise was measured.

802.11ax(HE20)_UNII-2C_MIMO_CH 100

Frequency (MHz)	Reading (dB μV)	Position (V/H)	Height (m)	Correction Factor		Duty Cycle Correction(dB)	Result Value		
				Ant Factor (dB)	AMP & Cable (dB)		Limit (dB μV/m)	Result (dB μV/m)	Margin (dB)
PEAK(RBW: 1 MHz VBW: 3 MHz)									
5453.84	47.49	H	1.5	31.82	-26.65		74.00	52.66	21.34
5455.84	54.75	V	1.5	31.82	-26.64		74.00	59.93	14.07
5460.00	46.66	H	1.5	31.83	-26.64		74.00	51.85	22.15
5460.00	52.16	V	1.5	31.83	-26.64		74.00	57.35	16.65
11000.00	47.99	H	1.5	40.80	-42.46		74.00	46.33	27.67
11000.00	48.12	V	1.5	40.80	-42.46		74.00	46.46	27.54
AV(RBW: 1 MHz VBW: 3 MHz)									
5460.00	35.61	H	1.5	31.83	-26.64	5.783	54.00	46.58	7.42
5460.00	36.63	V	1.5	31.83	-26.64	5.783	54.00	47.60	6.40
11000.00	35.69	H	1.8	40.80	-42.46	5.783	54.00	39.81	14.19
11000.00	36.15	V	1.5	40.80	-42.46	5.783	54.00	40.27	13.73

Remark

H : Horizontal, V : Vertical TEST MODE : CH : 100 - 5 500 MHz (x postion)

*Measurement Distance: 3 m
*The TX signal wasn't detected from 5th harmonics.
*Checked in all 3 axis and the maximum measured data were reported.(Worst data is X axis of position)
*Total = Reading Value + Antenna Factor + Cable Loss - Amp Gain + Duty Cycle Correction
*This test was radiated up to 40.0 GHz but no noise was measured.

802.11ax(HE20)_UNII-2C_MIMO_CH 116

Frequency (MHz)	Reading (dB μV)	Position (V/H)	Height (m)	Correction Factor		Duty Cycle Correction(dB)	Result Value		
				Ant Factor (dB)	AMP & Cable (dB)		Limit (dB μV/m)	Result (dB μV/m)	Margin (dB)
PEAK(RBW: 1 MHz VBW: 3 MHz)									
11160	49.2	H	1.5	40.57	-42.35		74	47.52	26.48
11160	50.16	V	1.6	40.57	-42.35		74	48.46	25.54
AV(RBW: 1 MHz VBW: 3 MHz)									
11160	35.8	H	1.5	40.57	-42.35	5.783	54	39.36	14.64
11160	36.34	V	1.6	40.57	-42.35	5.783	54	39.82	14.18
Remark	H : Horizontal, V : Vertical TEST MODE : CH : 116 - 5 580 MHz (x postion) *Measurement Distance: 3 m *The TX signal wasn't detected from 5th harmonics. *Checked in all 3 axis and the maximum measured data were reported.(Worst data is X axis of position) *Total = Reading Value + Antenna Factor + Cable Loss - Amp Gain + Duty Cycle Correction *This test was radiated up to 40.0 GHz but no noise was measured.								

802.11ax(HE20)_UNII-2C_MIMO_CH 140

Frequency (MHz)	Reading (dB ㎶)	Position (V/H)	Height (m)	Correction Factor		Duty Cycle Correction(dB)	Result Value		
				Ant Factor (dB)	AMP & Cable (dB)		Limit (dB ㎶/m)	Result (dB ㎶/m)	Margin (dB)
PEAK(RBW: 1 MHz VBW: 3 MHz)									
5730.00	50.19	H	1.6	32.22	-26.54		74.00	55.87	18.13
5730.00	60.46	V	1.6	32.22	-26.54		74.00	66.14	7.86
11400.00	49.82	H	1.5	40.24	-42.20		74.00	47.86	26.14
11400.00	50.84	V	1.5	40.24	-42.20		74.00	48.88	25.12
AV(RBW: 1 MHz VBW: 3 MHz)									
5730.00	37.52	H	1.6	32.22	-26.54	5.783	54.00	48.98	5.02
5730.00	38.86	V	1.6	32.22	-26.54	5.783	54.00	50.32	3.68
11400.00	35.94	H	1.5	40.24	-42.20	5.783	54.00	39.76	14.24
11400.00	36.29	V	1.5	40.24	-42.20	5.783	54.00	40.11	13.89

Remark	H : Horizontal, V : Vertical TEST MODE : CH : 140 -5 700 MHz (x postion) *Measurement Distance: 3 m *The TX signal wasn't detected from 5th harmonics. *Checked in all 3 axis and the maximum measured data were reported.(Worst data is X axis of position) *Total = Reading Value + Antenna Factor + Cable Loss - Amp Gain + Duty Cycle Correction *This test was radiated up to 40.0 GHz but no noise was measured.

802.11ax(HE40)_UNII-2C_ANT0_CH 102

Frequency (MHz)	Reading (dB μV)	Position (V/H)	Height (m)	Correction Factor		Duty Cycle Correction(dB)	Result Value		
				Ant Factor (dB)	AMP & Cable (dB)		Limit (dB μV/m)	Result (dB μV/m)	Margin (dB)
PEAK(RBW: 1 MHz VBW: 3 MHz)									
5460.00	48.41	H	1.5	31.83	-26.64		74.00	53.60	20.40
5460.00	58.09	V	1.5	31.83	-26.64		74.00	63.28	10.72
11020.00	49.25	H	1.5	40.77	-42.44		74.00	47.58	26.42
11020.00	50.17	V	1.5	40.77	-42.44		74.00	48.50	25.50
AV(RBW: 1 MHz VBW: 3 MHz)									
5460.00	37.19	H	1.5	31.83	-26.64	8.436	54.00	50.82	3.18
5460.00	37.76	V	1.5	31.83	-26.64	8.436	54.00	51.39	2.61
11020.00	35.39	H	1.5	40.77	-42.44	8.436	54.00	42.16	11.84
11020.00	36.08	V	1.5	40.77	-42.44	8.436	54.00	42.85	11.15

Remark	H : Horizontal, V : Vertical TEST MODE : CH : 102 - 5 510 MHz (x postion) *Measurement Distance: 3 m *The TX signal wasn't detected from 5th harmonics. *Checked in all 3 axis and the maximum measured data were reported.(Worst data is X axis of position) *Total = Reading Value + Antenna Factor + Cable Loss - Amp Gain + Duty Cycle Correction *This test was radiated up to 40.0 GHz but no noise was measured.

802.11ax(HE40)_UNII-2C_ANT0_CH 118

Frequency (MHz)	Reading (dB μV)	Position (V/H)	Height (m)	Correction Factor		Duty Cycle Correction(dB)	Result Value		
				Ant Factor (dB)	AMP & Cable (dB)		Limit (dB μV/m)	Result (dB μV/m)	Margin (dB)
PEAK(RBW: 1 MHz VBW: 3 MHz)									
11180.00	48.22	H	1.6	40.54	-42.34		74.00	46.42	27.58
11180.00	49.15	V	1.6	40.54	-42.34		74.00	47.35	26.65
AV(RBW: 1 MHz VBW: 3 MHz)									
11180.00	36.00	H	1.6	40.54	-42.34	8.436	54.00	42.64	11.36
11180.00	36.65	V	1.6	40.54	-42.34	8.436	54.00	43.29	10.71

Remark	H : Horizontal, V : Vertical TEST MODE : CH : 118 - 5 590 MHz (x postion) *Measurement Distance: 3 m *The TX signal wasn't detected from 5th harmonics. *Checked in all 3 axis and the maximum measured data were reported.(Worst data is X axis of position) *Total = Reading Value + Antenna Factor + Cable Loss - Amp Gain + Duty Cycle Correction *This test was radiated up to 40.0 GHz but no noise was measured.

802.11ax(HE40)_UNII-2C_ANT0_CH 134

Frequency (MHz)	Reading (dB μV)	Position (V/H)	Height (m)	Correction Factor		Duty Cycle Correction(dB)	Result Value		
				Ant Factor (dB)	AMP & Cable (dB)		Limit (dB μV/m)	Result (dB μV/m)	Margin (dB)
PEAK(RBW: 1 MHz VBW: 3 MHz)									
5730.00	48.94	H	1.6	32.22	-26.54		74.00	54.62	19.38
5730.00	53.41	V	1.6	32.22	-26.54		74.00	59.09	14.91
5775.32	50.41	H	1.6	32.33	-26.53		74.00	56.21	17.79
5732.05	55.51	V	1.6	32.23	-26.54		74.00	61.20	12.80
11340.00	48.32	H	1.5	40.32	-42.24		74.00	46.40	27.60
11340.00	49.21	V	1.5	40.32	-42.24		74.00	47.29	26.71
AV(RBW: 1 MHz VBW: 3 MHz)									
5730.00	37.39	H	1.6	32.22	-26.54	8.436	54.00	51.51	2.49
5730.00	38.15	V	1.6	32.22	-26.54	8.436	54.00	52.27	1.73
11340.00	35.88	H	1.5	40.32	-42.24	8.436	54.00	42.40	11.60
11340.00	36.17	V	1.5	40.32	-42.24	8.436	54.00	42.69	11.31

Remark	H : Horizontal, V : Vertical TEST MODE : CH : 134 -5 670 MHz (x postion) *Measurement Distance: 3 m *The TX signal wasn't detected from 5th harmonics. *Checked in all 3 axis and the maximum measured data were reported.(Worst data is X axis of position) *Total = Reading Value + Antenna Factor + Cable Loss - Amp Gain + Duty Cycle Correction *This test was radiated up to 40.0 GHz but no noise was measured.

802.11ax(HE40)_UNII-2C_ANT1_CH 102

Frequency (MHz)	Reading (dB μV)	Position (V/H)	Height (m)	Correction Factor		Duty Cycle Correction(dB)	Result Value		
				Ant Factor (dB)	AMP & Cable (dB)		Limit (dB μV/m)	Result (dB μV/m)	Margin (dB)
PEAK(RBW: 1 MHz VBW: 3 MHz)									
5456.16	55.98	V	1.5	31.83	-26.64		74.00	61.17	12.83
5460.00	48.95	H	1.5	31.83	-26.64		74.00	54.14	19.86
5460.00	54.20	V	1.5	31.83	-26.64		74.00	59.39	14.61
11020.00	48.35	H	1.5	40.77	-42.44		74.00	46.68	27.32
11020.00	49.32	V	1.5	40.77	-42.44		74.00	47.65	26.35
AV(RBW: 1 MHz VBW: 3 MHz)									
5460.00	37.39	H	1.5	31.83	-26.64	8.436	54.00	51.02	2.98
5460.00	38.21	V	1.5	31.83	-26.64	8.436	54.00	51.84	2.16
11020.00	35.69	H	1.5	40.77	-42.44	8.436	54.00	42.46	11.54
11020.00	36.23	V	1.5	40.77	-42.44	8.436	54.00	43.00	11.00

Remark	H : Horizontal, V : Vertical TEST MODE : CH : 102 - 5 510 MHz (x postion) *Measurement Distance: 3 m *The TX signal wasn't detected from 5th harmonics. *Checked in all 3 axis and the maximum measured data were reported.(Worst data is X axis of position) *Total = Reading Value + Antenna Factor + Cable Loss - Amp Gain + Duty Cycle Correction *This test was radiated up to 40.0 GHz but no noise was measured.

802.11ax(HE40)_UNII-2C_ANT1_CH118

Frequency (MHz)	Reading (dB μV)	Position (V/H)	Height (m)	Correction Factor		Duty Cycle Correction(dB)	Result Value		
				Ant Factor (dB)	AMP & Cable (dB)		Limit (dB μV/m)	Result (dB μV/m)	Margin (dB)
PEAK(RBW: 1 MHz VBW: 3 MHz)									
11180.00	48.02	H	1.6	40.54	-42.34		74.00	46.22	27.78
11180.00	49.22	V	1.6	40.54	-42.34		74.00	47.42	26.58
AV(RBW: 1 MHz VBW: 3 MHz)									
11180.00	35.91	H	1.6	40.54	-42.34	8.436	54.00	42.55	11.45
11180.00	36.37	V	1.6	40.54	-42.34	8.436	54.00	43.01	10.99

Remark	H : Horizontal, V : Vertical TEST MODE : CH : 118 - 5 590 MHz (x postion) *Measurement Distance: 3 m *The TX signal wasn't detected from 5th harmonics. *Checked in all 3 axis and the maximum measured data were reported.(Worst data is X axis of position) *Total = Reading Value + Antenna Factor + Cable Loss - Amp Gain + Duty Cycle Correction *This test was radiated up to 40.0 GHz but no noise was measured.

802.11ax(HE40)_UNII-2C_ANT1_CH134

Frequency (MHz)	Reading (dB μV)	Position (V/H)	Height (m)	Correction Factor		Duty Cycle Correction(dB)	Result Value		
				Ant Factor (dB)	AMP & Cable (dB)		Limit (dB μV/m)	Result (dB μV/m)	Margin (dB)
PEAK(RBW: 1 MHz VBW: 3 MHz)									
5730.00	48.74	H	1.6	32.22	-26.54		74.00	54.42	19.58
5730.00	50.46	V	1.6	32.22	-26.54		74.00	56.14	17.86
5733.97	51.48	V	1.6	32.23	-26.54		74.00	57.17	16.83
11340.00	48.67	H	1.5	40.32	-42.24		74.00	46.75	27.25
11340.00	49.67	V	1.5	40.32	-42.24		74.00	47.75	26.25
AV(RBW: 1 MHz VBW: 3 MHz)									
5730.00	37.41	H	1.6	32.22	-26.54	8.436	54.00	51.53	2.47
5730.00	37.50	V	1.6	32.22	-26.54	8.436	54.00	51.62	2.38
11340.00	35.99	H	1.5	40.32	-42.24	8.436	54.00	42.51	11.49
11340.00	36.58	V	1.5	40.32	-42.24	8.436	54.00	43.10	10.90

Remark	H : Horizontal, V : Vertical TEST MODE : CH : 134 -5 670 MHz (x postion) *Measurement Distance: 3 m *The TX signal wasn't detected from 5th harmonics. *Checked in all 3 axis and the maximum measured data were reported.(Worst data is X axis of position) *Total = Reading Value + Antenna Factor + Cable Loss - Amp Gain + Duty Cycle Correction *This test was radiated up to 40.0 GHz but no noise was measured.

802.11ax(HE40)_UNII-2C_MIMO_CH 102

Frequency (MHz)	Reading (dB μV)	Position (V/H)	Height (m)	Correction Factor		Duty Cycle Correction(dB)	Result Value		
				Ant Factor (dB)	AMP & Cable (dB)		Limit (dB μV/m)	Result (dB μV/m)	Margin (dB)
PEAK(RBW: 1 MHz VBW: 3 MHz)									
5456.41	50.37	H	1.5	31.82	-26.64		74.00	55.55	18.45
5456.08	57.55	V	1.5	31.82	-26.64		74.00	62.73	11.27
5460.00	48.47	H	1.5	31.83	-26.64		74.00	53.66	20.34
5460.00	55.11	V	1.5	31.83	-26.64		74.00	60.30	13.70
11020.00	48.64	H	1.5	40.77	-42.44		74.00	46.97	27.03
11020.00	49.40	V	1.5	40.77	-42.44		74.00	47.73	26.27
AV(RBW: 1 MHz VBW: 3 MHz)									
5460.00	35.95	H	1.5	31.83	-26.64	8.436	54.00	49.58	4.42
5460.00	36.90	V	1.5	31.83	-26.64	8.436	54.00	50.53	3.47
11020.00	35.71	H	1.5	40.77	-42.44	8.436	54.00	42.48	11.52
11020.00	36.08	V	1.5	40.77	-42.44	8.436	54.00	42.85	11.15

Remark	H : Horizontal, V : Vertical TEST MODE : CH : 102 - 5 510 MHz (x postion) *Measurement Distance: 3 m *The TX signal wasn't detected from 5th harmonics. *Checked in all 3 axis and the maximum measured data were reported.(Worst data is X axis of position) *Total = Reading Value + Antenna Factor + Cable Loss - Amp Gain + Duty Cycle Correction *This test was radiated up to 40.0 GHz but no noise was measured.

802.11ax(HE40)_UNII-2C_MIMO_CH 118

Frequency (MHz)	Reading (dB μV)	Position (V/H)	Height (m)	Correction Factor		Duty Cycle Correction(dB)	Result Value		
				Ant Factor (dB)	AMP & Cable (dB)		Limit (dB μV/m)	Result (dB μV/m)	Margin (dB)
PEAK(RBW: 1 MHz VBW: 3 MHz)									
11180.00	47.91	H	1.6	40.54	-42.34		74.00	46.11	27.89
11180.00	48.60	V	1.6	40.54	-42.34		74.00	46.80	27.20
AV(RBW: 1 MHz VBW: 3 MHz)									
11180.00	35.60	H	1.6	40.54	-42.34	8.436	54.00	42.24	11.76
11180.00	36.10	V	1.6	40.54	-42.34	8.436	54.00	42.74	11.26

Remark	H : Horizontal, V : Vertical TEST MODE : CH : 118 - 5 590 MHz (x postion) *Measurement Distance: 3 m *The TX signal wasn't detected from 5th harmonics. *Checked in all 3 axis and the maximum measured data were reported.(Worst data is X axis of position) *Total = Reading Value + Antenna Factor + Cable Loss - Amp Gain + Duty Cycle Correction *This test was radiated up to 40.0 GHz but no noise was measured.

802.11ax(HE40)_UNII-2C_MIMO_CH 134

Frequency (MHz)	Reading (dB ㎶)	Position (V/H)	Height (m)	Correction Factor		Duty Cycle Correction(dB)	Result Value		
				Ant Factor (dB)	AMP & Cable (dB)		Limit (dB ㎶/m)	Result (dB ㎶/m)	Margin (dB)
PEAK(RBW: 1 MHz VBW: 3 MHz)									
5730.00	48.03	H	1.6	32.22	-26.54		74.00	53.71	20.29
5730.00	53.75	V	1.6	32.22	-26.54		74.00	59.43	14.57
5732.37	54.43	V	1.6	32.23	-26.54		74.00	60.12	13.88
11340.00	48.44	H	1.5	40.32	-42.24		74.00	46.52	27.48
11340.00	49.20	V	1.5	40.32	-42.24		74.00	47.28	26.72
AV(RBW: 1 MHz VBW: 3 MHz)									
5730.00	36.12	H	1.6	32.22	-26.54	8.436	54.00	50.24	3.76
5730.00	36.99	V	1.6	32.22	-26.54	8.436	54.00	51.11	2.89
11340.00	35.79	H	1.5	40.32	-42.24	8.436	54.00	42.31	11.69
11340.00	36.15	V	1.5	40.32	-42.24	8.436	54.00	42.67	11.33

Remark	H : Horizontal, V : Vertical TEST MODE : CH : 134 -5 670 MHz (x postion) *Measurement Distance: 3 m *The TX signal wasn't detected from 5th harmonics. *Checked in all 3 axis and the maximum measured data were reported.(Worst data is X axis of position) *Total = Reading Value + Antenna Factor + Cable Loss - Amp Gain + Duty Cycle Correction *This test was radiated up to 40.0 GHz but no noise was measured.

802.11ax(HE80)_UNII-2C_ANT0_CH106

Frequency (MHz)	Reading (dB μV)	Position (V/H)	Height (m)	Correction Factor		Duty Cycle Correction(dB)	Result Value		
				Ant Factor (dB)	AMP & Cable (dB)		Limit (dB μV/m)	Result (dB μV/m)	Margin (dB)
PEAK(RBW: 1 MHz VBW: 3 MHz)									
5435.33	48.98	H	1.5	31.83	-26.64		74.00	54.17	19.83
5424.93	59.08	V	1.5	31.82	-26.64		74.00	64.26	9.74
5460.00	46.69	H	1.5	31.83	-26.64		74.00	51.88	22.12
5460.00	56.58	V	1.5	31.83	-26.64		74.00	61.77	12.23
11060.00	49.50	H	1.5	40.71	-42.42		74.00	47.79	26.21
11060.00	50.37	V	1.5	40.71	-42.42		74.00	48.66	25.34
AV(RBW: 1 MHz VBW: 3 MHz)									
5460.00	35.75	H	1.5	31.83	-26.64	10.745	54.00	51.69	2.32
5460.00	36.69	V	1.5	31.83	-26.64	10.745	54.00	52.63	1.38
11060.00	36.08	H	1.5	40.71	-42.42	10.745	54.00	45.12	8.89
11060.00	36.74	V	1.5	40.71	-42.42	10.745	54.00	45.78	8.23

Remark	H : Horizontal, V : Vertical TEST MODE : CH : 134 -5 670 MHz (x postion) *Measurement Distance: 3 m *The TX signal wasn't detected from 5th harmonics. *Checked in all 3 axis and the maximum measured data were reported.(Worst data is X axis of position) *Total = Reading Value + Antenna Factor + Cable Loss - Amp Gain + Duty Cycle Correction *This test was radiated up to 40.0 GHz but no noise was measured.

802.11ax(HE80)_UNII-2C_ANT0_CH122

Frequency (MHz)	Reading (dB μV)	Position (V/H)	Height (m)	Correction Factor		Duty Cycle Correction(dB)	Result Value		
				Ant Factor (dB)	AMP & Cable (dB)		Limit (dB μV/m)	Result (dB μV/m)	Margin (dB)
PEAK(RBW: 1 MHz VBW: 3 MHz)									
5730.00	46.70	H	1.6	32.22	-26.54		74.00	52.38	21.62
5730.00	52.04	V	1.6	32.22	-26.54		74.00	57.72	16.28
5742.24	49.14	H	1.6	32.22	-26.54		74.00	54.82	19.18
11380.00	48.93	H	1.6	40.26	-42.21		74.00	46.98	27.02
11380.00	49.71	V	1.6	40.26	-42.21		74.00	47.76	26.24
AV(RBW: 1 MHz VBW: 3 MHz)									
5730.00	36.02	H	1.6	32.22	-26.54	10.745	54.00	52.45	1.55
5730.00	36.34	V	1.6	32.22	-26.54	10.745	54.00	52.77	1.24
11380.00	35.80	H	1.6	40.26	-42.21	10.745	54.00	44.60	9.41
11380.00	36.45	V	1.6	40.26	-42.21	10.745	54.00	45.25	8.76

Remark	H : Horizontal, V : Vertical TEST MODE : CH : 102 - 5 510 MHz (x postion) *Measurement Distance: 3 m *The TX signal wasn't detected from 5th harmonics. *Checked in all 3 axis and the maximum measured data were reported.(Worst data is X axis of position) *Total = Reading Value + Antenna Factor + Cable Loss - Amp Gain + Duty Cycle Correction *This test was radiated up to 40.0 GHz but no noise was measured.

802.11ax(HE80)_UNII-2C_ANT1_CH106

Frequency (MHz)	Reading (dB μV)	Position (V/H)	Height (m)	Correction Factor		Duty Cycle Correction(dB)	Result Value		
				Ant Factor (dB)	AMP & Cable (dB)		Limit (dB μV/m)	Result (dB μV/m)	Margin (dB)
PEAK(RBW: 1 MHz VBW: 3 MHz)									
5451.36	49.42	H	1.5	31.82	-26.64		74.00	54.60	19.40
5456.16	56.23	V	1.5	31.83	-26.64		74.00	61.42	12.58
5460.00	48.43	H	1.5	31.83	-26.64		74.00	53.62	20.38
5460.00	54.46	V	1.5	31.83	-26.64		74.00	59.65	14.35
11060.00	49.31	H	1.5	40.71	-42.42		74.00	47.60	26.40
11060.00	49.82	V	1.5	40.71	-42.42		74.00	48.11	25.89
AV(RBW: 1 MHz VBW: 3 MHz)									
5460.00	35.80	H	1.5	31.83	-26.64	10.745	54.00	51.74	2.27
5460.00	36.16	V	1.5	31.83	-26.64	10.745	54.00	52.10	1.91
11060.00	35.81	H	1.5	40.71	-42.42	10.745	54.00	44.85	9.15
11060.00	36.20	V	1.5	40.71	-42.42	10.745	54.00	45.24	8.77

Remark	H : Horizontal, V : Vertical TEST MODE : CH : 134 -5 670 MHz (x postion) *Measurement Distance: 3 m *The TX signal wasn't detected from 5th harmonics. *Checked in all 3 axis and the maximum measured data were reported.(Worst data is X axis of position) *Total = Reading Value + Antenna Factor + Cable Loss - Amp Gain + Duty Cycle Correction *This test was radiated up to 40.0 GHz but no noise was measured.

802.11ax(HE80)_UNII-2C_ANT1_CH 122

Frequency (MHz)	Reading (dB μV)	Position (V/H)	Height (m)	Correction Factor		Duty Cycle Correction(dB)	Result Value		
				Ant Factor (dB)	AMP & Cable (dB)		Limit (dB μV/m)	Result (dB μV/m)	Margin (dB)
PEAK(RBW: 1 MHz VBW: 3 MHz)									
5730.00	46.88	H	1.6	32.22	-26.54		74.00	52.56	21.44
5730.00	48.33	V	1.6	32.22	-26.54		74.00	54.01	19.99
5732.37	48.71	H	1.6	32.23	-26.54		74.00	54.40	19.60
5733.91	52.15	V	1.6	32.23	-26.54		74.00	57.84	16.16
11380.00	48.52	H	1.6	40.26	-42.21		74.00	46.57	27.43
11380.00	49.15	V	1.6	40.26	-42.21		74.00	47.20	26.80
AV(RBW: 1 MHz VBW: 3 MHz)									
5730.00	36.03	H	1.6	32.22	-26.54	10.745	54.00	52.46	1.55
5730.00	36.06	V	1.6	32.22	-26.54	10.745	54.00	52.49	1.52
11380.00	35.91	H	1.6	40.26	-42.21	10.745	54.00	44.71	9.30
11380.00	36.40	V	1.6	40.26	-42.21	10.745	54.00	45.20	8.81

Remark	H : Horizontal, V : Vertical TEST MODE : CH : 102 - 5 510 MHz (x postion) *Measurement Distance: 3 m *The TX signal wasn't detected from 5th harmonics. *Checked in all 3 axis and the maximum measured data were reported.(Worst data is X axis of position) *Total = Reading Value + Antenna Factor + Cable Loss - Amp Gain + Duty Cycle Correction *This test was radiated up to 40.0 GHz but no noise was measured.

802.11ax(HE80)_UNII-2C_MIMO_CH106

Frequency (MHz)	Reading (dB μV)	Position (V/H)	Height (m)	Correction Factor		Duty Cycle Correction(dB)	Result Value		
				Ant Factor (dB)	AMP & Cable (dB)		Limit (dB μV/m)	Result (dB μV/m)	Margin (dB)
PEAK(RBW: 1 MHz VBW: 3 MHz)									
5448.55	52.07	H	1.5	31.82	-26.64		74.00	57.25	16.75
5449.35	58.05	V	1.5	31.82	-26.64		74.00	63.23	10.77
5460.00	49.34	H	1.5	31.83	-26.64		74.00	54.53	19.47
5460.00	56.95	V	1.5	31.83	-26.64		74.00	62.14	11.86
11060.00	49.52	H	1.5	40.71	-42.42		74.00	47.81	26.19
11060.00	50.37	V	1.5	40.71	-42.42		74.00	48.66	25.34
AV(RBW: 1 MHz VBW: 3 MHz)									
5460.00	35.77	H	1.5	31.83	-26.64	10.745	54.00	51.71	2.30
5460.00	36.45	V	1.5	31.83	-26.64	10.745	54.00	52.39	1.62
11060.00	35.95	H	1.5	40.71	-42.42	10.745	54.00	44.99	9.02
11060.00	36.24	V	1.5	40.71	-42.42	10.745	54.00	45.28	8.73

Remark	H : Horizontal, V : Vertical TEST MODE : CH : 134 -5 670 MHz (x postion) *Measurement Distance: 3 m *The TX signal wasn't detected from 5th harmonics. *Checked in all 3 axis and the maximum measured data were reported.(Worst data is X axis of position) *Total = Reading Value + Antenna Factor + Cable Loss - Amp Gain + Duty Cycle Correction *This test was radiated up to 40.0 GHz but no noise was measured.

802.11ax(HE80)_UNII-2C_MIMO_CH 122

Frequency (MHz)	Reading (dB μV)	Position (V/H)	Height (m)	Correction Factor		Duty Cycle Correction(dB)	Result Value		
				Ant Factor (dB)	AMP & Cable (dB)		Limit (dB μV/m)	Result (dB μV/m)	Margin (dB)
PEAK(RBW: 1 MHz VBW: 3 MHz)									
5730.00	46.55	H	1.6	32.22	-26.54		74.00	52.23	21.77
5730.00	50.67	V	1.6	32.22	-26.54		74.00	56.35	17.65
5734.16	48.33	H	1.6	32.23	-26.54		74.00	54.02	19.98
5733.91	53.96	V	1.6	32.23	-26.54		74.00	59.65	14.35
11380.00	48.33	H	1.6	40.26	-42.21		74.00	46.38	27.62
11380.00	49.10	V	1.6	40.26	-42.21		74.00	47.15	26.85
AV(RBW: 1 MHz VBW: 3 MHz)									
5730.00	35.99	H	1.6	32.22	-26.54	10.745	54.00	52.42	1.58
5730.00	36.39	V	1.6	32.22	-26.54	10.745	54.00	52.82	1.19
11380.00	35.71	H	1.6	40.26	-42.21	10.745	54.00	44.51	9.50
11380.00	36.00	V	1.6	40.26	-42.21	10.745	54.00	44.80	9.21

Remark	H : Horizontal, V : Vertical TEST MODE : CH : 102 - 5 510 MHz (x postion) *Measurement Distance: 3 m *The TX signal wasn't detected from 5th harmonics. *Checked in all 3 axis and the maximum measured data were reported.(Worst data is X axis of position) *Total = Reading Value + Antenna Factor + Cable Loss - Amp Gain + Duty Cycle Correction *This test was radiated up to 40.0 GHz but no noise was measured.

802.11a_UNII-3_ANT0_CH 149

Frequency (MHz)	Reading (dB μV)	Position (V/H)	Height (m)	Correction Factor		Duty Cycle Correction(dB)	Result Value		
				Ant Factor (dB)	AMP & Cable (dB)		Limit (dB μV/m)	Result (dB μV/m)	Margin (dB)
PEAK(RBW: 1 MHz VBW: 3 MHz)									
5725.00	57.33	H	1.5	32.21	-26.54		74.00	63.00	11.00
5725.00	67.60	V	1.5	32.21	-26.54		74.00	73.27	0.73
5850.00	46.25	H	1.5	32.42	-26.49		74.00	52.18	21.82
5850.00	46.56	V	1.5	32.42	-26.49		74.00	52.49	21.51
11490.00	49.50	H	1.5	40.80	-42.46		74.00	47.84	26.16
11490.00	50.18	V	1.5	40.80	-42.46		74.00	48.52	25.48
AV(RBW: 1 MHz VBW: 3 MHz)									
5720.00	36.37	H	1.5	32.20	-26.54	4.592	54.00	46.62	7.38
5720.00	39.49	V	1.5	32.20	-26.54	4.592	54.00	49.74	4.26
5855.00	35.94	H	1.5	32.42	-26.48	4.592	54.00	46.47	7.53
5855.00	36.31	V	1.5	32.42	-26.48	4.592	54.00	46.84	7.16
11490.00	35.22	H	1.5	40.80	-42.46	4.592	54.00	38.15	15.85
11490.00	36.10	V	1.5	40.80	-42.46	4.592	54.00	39.03	14.97

Remark

H : Horizontal, V : Vertical TEST MODE : CH : 149 - 5 745 MHz (x postion)

*Measurement Distance: 3 m
*The TX signal wasn't detected from 5th harmonics.
*Checked in all 3 axis and the maximum measured data were reported.(Worst data is X axis of position)
*Total = Reading Value + Antenna Factor + Cable Loss - Amp Gain + Duty Cycle Correction
*This test was radiated up to 40.0 GHz but no noise was measured.

802.11a_UNII-3_ANT0_CH 157

Frequency (MHz)	Reading (dB μV)	Position (V/H)	Height (m)	Correction Factor		Duty Cycle Correction(dB)	Result Value		
				Ant Factor (dB)	AMP & Cable (dB)		Limit (dB μV/m)	Result (dB μV/m)	Margin (dB)
PEAK(RBW: 1 MHz VBW: 3 MHz)									
11570.00	49.00	H	1.7	39.91	-42.03		74.00	46.88	27.12
11570.00	49.67	V	1.6	39.91	-42.03		74.00	47.55	26.45
AV(RBW: 1 MHz VBW: 3 MHz)									
11570.00	35.67	H	1.7	39.91	-42.03	4.592	54.00	38.14	15.86
11570.00	36.20	V	1.6	39.91	-42.03	4.592	54.00	38.67	15.33

Remark	H : Horizontal, V : Vertical TEST MODE : CH : 157 - 5 785 MHz (x postion) *Measurement Distance: 3 m *The TX signal wasn't detected from 5th harmonics. *Checked in all 3 axis and the maximum measured data were reported.(Worst data is X axis of position) *Total = Reading Value + Antenna Factor + Cable Loss - Amp Gain + Duty Cycle Correction *This test was radiated up to 40.0 GHz but no noise was measured.

802.11a_UNII-3_ANT0_CH 165

Frequency (MHz)	Reading (dB μV)	Position (V/H)	Height (m)	Correction Factor		Duty Cycle Correction(dB)	Result Value		
				Ant Factor (dB)	AMP & Cable (dB)		Limit (dB μV/m)	Result (dB μV/m)	Margin (dB)
PEAK(RBW: 1 MHz VBW: 3 MHz)									
5725.00	48.39	H	1.5	32.21	-26.54		74.00	54.06	19.94
5725.00	46.52	V	1.5	32.21	-26.54		74.00	52.19	21.81
5850.00	48.36	H	1.5	32.42	-26.49		74.00	54.29	19.71
5850.00	52.99	V	1.5	32.42	-26.49		74.00	58.92	15.08
11650.00	49.61	H	1.5	39.71	-41.92		74.00	47.40	26.60
11650.00	50.22	V	1.5	39.71	-41.92		74.00	48.01	25.99
AV(RBW: 1 MHz VBW: 3 MHz)									
5720.00	36.06	H	1.5	32.20	-26.54	4.592	54.00	46.31	7.69
5720.00	36.12	V	1.5	32.20	-26.54	4.592	54.00	46.37	7.63
5855.00	36.05	H	1.5	32.42	-26.48	4.592	54.00	46.58	7.42
5855.00	36.93	V	1.5	32.42	-26.48	4.592	54.00	47.46	6.54
11650.00	35.64	H	1.5	39.71	-41.92	4.592	54.00	38.02	15.98
11650.00	36.31	V	1.5	39.71	-41.92	4.592	54.00	38.69	15.31

Remark

H : Horizontal, V : Vertical TEST MODE : CH : 165 -5 825 MHz (x postion)

*Measurement Distance: 3 m
*The TX signal wasn't detected from 5th harmonics.
*Checked in all 3 axis and the maximum measured data were reported.(Worst data is X axis of position)
*Total = Reading Value + Antenna Factor + Cable Loss - Amp Gain + Duty Cycle Correction
*This test was radiated up to 40.0 GHz but no noise was measured.

802.11a_UNII-3_ANT1_CH 149

Frequency (MHz)	Reading (dB μV)	Position (V/H)	Height (m)	Correction Factor		Duty Cycle Correction(dB)	Result Value		
				Ant Factor (dB)	AMP & Cable (dB)		Limit (dB μV/m)	Result (dB μV/m)	Margin (dB)
PEAK(RBW: 1 MHz VBW: 3 MHz)									
5725.00	56.96	H	1.5	32.21	-26.54		74.00	62.63	11.37
5725.00	65.49	V	1.5	32.21	-26.54		74.00	71.16	2.84
5850.00	46.77	H	1.5	32.42	-26.49		74.00	52.70	21.30
5850.00	46.61	V	1.5	32.42	-26.49		74.00	52.54	21.46
11490.00	48.74	H	1.5	40.80	-42.46		74.00	47.08	26.92
11490.00	49.16	V	1.5	40.80	-42.46		74.00	47.50	26.50
AV(RBW: 1 MHz VBW: 3 MHz)									
5720.00	36.39	H	1.5	32.20	-26.54	4.592	54.00	46.64	7.36
5720.00	39.19	V	1.5	32.20	-26.54	4.592	54.00	49.44	4.56
5855.00	35.96	H	1.5	32.42	-26.48	4.592	54.00	46.49	7.51
5855.00	36.35	V	1.5	32.42	-26.48	4.592	54.00	46.88	7.12
11490.00	35.61	H	1.5	40.80	-42.46	4.592	54.00	38.54	15.46
11490.00	36.27	V	1.5	40.80	-42.46	4.592	54.00	39.20	14.80

Remark	H : Horizontal, V : Vertical TEST MODE : CH : 149 - 5 745 MHz (x postion) *Measurement Distance: 3 m *The TX signal wasn't detected from 5th harmonics. *Checked in all 3 axis and the maximum measured data were reported.(Worst data is X axis of position) *Total = Reading Value + Antenna Factor + Cable Loss - Amp Gain + Duty Cycle Correction *This test was radiated up to 40.0 GHz but no noise was measured.

802.11a_UNII-3_ANT1_CH 157

Frequency (MHz)	Reading (dB ㎶)	Position (V/H)	Height (m)	Correction Factor		Duty Cycle Correction(dB)	Result Value		
				Ant Factor (dB)	AMP & Cable (dB)		Limit (dB ㎶/m)	Result (dB ㎶/m)	Margin (dB)
PEAK(RBW: 1 MHz VBW: 3 MHz)									
11570.00	48.69	H	1.7	39.91	-42.03		74.00	46.57	27.43
11570.00	49.52	V	1.6	39.91	-42.03		74.00	47.40	26.60
AV(RBW: 1 MHz VBW: 3 MHz)									
11570.00	35.77	H	1.7	39.91	-42.03	4.592	54.00	38.24	15.76
11570.00	36.08	V	1.6	39.91	-42.03	4.592	54.00	38.55	15.45

Remark	H : Horizontal, V : Vertical TEST MODE : CH : 157 - 5 785 MHz (x postion) *Measurement Distance: 3 m *The TX signal wasn't detected from 5th harmonics. *Checked in all 3 axis and the maximum measured data were reported.(Worst data is X axis of position) *Total = Reading Value + Antenna Factor + Cable Loss - Amp Gain + Duty Cycle Correction *This test was radiated up to 40.0 GHz but no noise was measured.

802.11a_UNII-3_ANT1_CH 165

Frequency (MHz)	Reading (dB μV)	Position (V/H)	Height (m)	Correction Factor		Duty Cycle Correction(dB)	Result Value		
				Ant Factor (dB)	AMP & Cable (dB)		Limit (dB μV/m)	Result (dB μV/m)	Margin (dB)
PEAK(RBW: 1 MHz VBW: 3 MHz)									
5725.00	47.89	H	1.5	32.21	-26.54		74.00	53.56	20.44
5725.00	46.70	V	1.5	32.21	-26.54		74.00	52.37	21.63
5850.00	50.76	H	1.5	32.42	-26.49		74.00	56.69	17.31
5850.00	62.12	V	1.5	32.42	-26.49		74.00	68.05	5.95
11650.00	49.91	H	1.5	39.71	-41.92		74.00	47.70	26.30
11650.00	50.37	V	1.5	39.71	-41.92		74.00	48.16	25.84
AV(RBW: 1 MHz VBW: 3 MHz)									
5720.00	35.97	H	1.5	32.20	-26.54	4.592	54.00	46.22	7.78
5720.00	36.43	V	1.5	32.20	-26.54	4.592	54.00	46.68	7.32
5855.00	36.00	H	1.5	32.42	-26.48	4.592	54.00	46.53	7.47
5855.00	38.11	V	1.5	32.42	-26.48	4.592	54.00	48.64	5.36
11650.00	35.81	H	1.5	39.71	-41.92	4.592	54.00	38.19	15.81
11650.00	36.18	V	1.5	39.71	-41.92	4.592	54.00	38.56	15.44

Remark

H : Horizontal, V : Vertical TEST MODE : CH : 165 -5 825 MHz (x postion)

*Measurement Distance: 3 m
*The TX signal wasn't detected from 5th harmonics.
*Checked in all 3 axis and the maximum measured data were reported.(Worst data is X axis of position)
*Total = Reading Value + Antenna Factor + Cable Loss - Amp Gain + Duty Cycle Correction
*This test was radiated up to 40.0 GHz but no noise was measured.

802.11n(HT20)_UNII-3_ANT0_CH 149

Frequency (MHz)	Reading (dB ㎶)	Position (V/H)	Height (m)	Correction Factor		Duty Cycle Correction(dB)	Result Value		
				Ant Factor (dB)	AMP & Cable (dB)		Limit (dB ㎶/m)	Result (dB ㎶/m)	Margin (dB)
PEAK(RBW: 1 MHz VBW: 3 MHz)									
5720.00	53.51	H	1.5	32.20	-26.54		74.00	59.17	14.83
5720.00	64.50	V	1.5	32.20	-26.54		74.00	70.16	3.84
5855.00	47.23	H	1.5	32.42	-26.48		74.00	53.17	20.83
5855.00	47.71	V	1.5	32.42	-26.48		74.00	53.65	20.35
11490.00	49.39	H	1.5	40.80	-42.46		74.00	47.73	26.27
11490.00	50.09	V	1.5	40.80	-42.46		74.00	48.43	25.57
AV(RBW: 1 MHz VBW: 3 MHz)									
5720.00	36.63	H	1.5	32.20	-26.54	5.417	54.00	47.71	6.29
5720.00	39.58	V	1.5	32.20	-26.54	5.417	54.00	50.66	3.34
5855.00	35.93	H	1.5	32.42	-26.48	5.417	54.00	47.29	6.71
5855.00	36.26	V	1.5	32.42	-26.48	5.417	54.00	47.62	6.38
11490.00	35.71	H	1.5	40.80	-42.46	5.417	54.00	39.47	14.53
11490.00	36.24	V	1.5	40.80	-42.46	5.417	54.00	40.00	14.00

Remark	H : Horizontal, V : Vertical TEST MODE : CH : 149 - 5 745 MHz (x postion) *Measurement Distance: 3 m *The TX signal wasn't detected from 5th harmonics. *Checked in all 3 axis and the maximum measured data were reported.(Worst data is X axis of position) *Total = Reading Value + Antenna Factor + Cable Loss - Amp Gain + Duty Cycle Correction *This test was radiated up to 40.0 GHz but no noise was measured.

802.11n(HT20)_UNII-3_ANT0_CH 157

Frequency (MHz)	Reading (dB ㎶)	Position (V/H)	Height (m)	Correction Factor		Duty Cycle Correction(dB)	Result Value		
				Ant Factor (dB)	AMP & Cable (dB)		Limit (dB ㎶/m)	Result (dB ㎶/m)	Margin (dB)
PEAK(RBW: 1 MHz VBW: 3 MHz)									
11570.00	49.11	H	1.7	39.91	-42.03		74.00	46.99	27.01
11570.00	49.58	V	1.6	39.91	-42.03		74.00	47.46	26.54
AV(RBW: 1 MHz VBW: 3 MHz)									
11570.00	35.71	H	1.7	39.91	-42.03	5.417	54.00	39.01	14.99
11570.00	36.29	V	1.6	39.91	-42.03	5.417	54.00	39.59	14.41

Remark	H : Horizontal, V : Vertical TEST MODE : CH : 157 - 5 785 MHz (x postion) *Measurement Distance: 3 m *The TX signal wasn't detected from 5th harmonics. *Checked in all 3 axis and the maximum measured data were reported.(Worst data is X axis of position) *Total = Reading Value + Antenna Factor + Cable Loss - Amp Gain + Duty Cycle Correction *This test was radiated up to 40.0 GHz but no noise was measured.

802.11n(HT20)_UNII-3_ANT0_CH 165

Frequency (MHz)	Reading (dB ㎶)	Position (V/H)	Height (m)	Correction Factor		Duty Cycle Correction(dB)	Result Value		
				Ant Factor (dB)	AMP & Cable (dB)		Limit (dB ㎶/m)	Result (dB ㎶/m)	Margin (dB)
PEAK(RBW: 1 MHz VBW: 3 MHz)									
5720.00	46.66	H	1.5	32.20	-26.54		74.00	52.32	21.68
5720.00	47.23	V	1.5	32.20	-26.54		74.00	52.89	21.11
5855.00	49.55	H	1.5	32.42	-26.48		74.00	55.49	18.51
5855.00	60.27	V	1.5	32.42	-26.48		74.00	66.21	7.79
11650.00	49.61	H	1.5	39.71	-41.92		74.00	47.40	26.60
11650.00	50.22	V	1.5	39.71	-41.92		74.00	48.01	25.99
AV(RBW: 1 MHz VBW: 3 MHz)									
5720.00	35.97	H	1.5	32.20	-26.54	5.417	54.00	47.05	6.95
5720.00	36.29	V	1.5	32.20	-26.54	5.417	54.00	47.37	6.63
5855.00	36.15	H	1.5	32.42	-26.48	5.417	54.00	47.51	6.49
5855.00	37.94	V	1.5	32.42	-26.48	5.417	54.00	49.30	4.70
11650.00	35.64	H	1.5	39.71	-41.92	5.417	54.00	38.85	15.15
11650.00	36.31	V	1.5	39.71	-41.92	5.417	54.00	39.52	14.48

Remark

H : Horizontal, V : Vertical TEST MODE : CH : 165 -5 825 MHz (x postion)

*Measurement Distance: 3 m
*The TX signal wasn't detected from 5th harmonics.
*Checked in all 3 axis and the maximum measured data were reported.(Worst data is X axis of position)
*Total = Reading Value + Antenna Factor + Cable Loss - Amp Gain + Duty Cycle Correction
*This test was radiated up to 40.0 GHz but no noise was measured.

802.11n(HT20)_UNII-3_ANT1_CH 149

Frequency (MHz)	Reading (dB ㎶)	Position (V/H)	Height (m)	Correction Factor		Duty Cycle Correction(dB)	Result Value		
				Ant Factor (dB)	AMP & Cable (dB)		Limit (dB ㎶/m)	Result (dB ㎶/m)	Margin (dB)
PEAK(RBW: 1 MHz VBW: 3 MHz)									
5720.00	51.17	H	1.5	32.20	-26.54		74.00	56.83	17.17
5720.00	55.93	V	1.5	32.20	-26.54		74.00	61.59	12.41
5855.00	48.08	H	1.5	32.42	-26.48		74.00	54.02	19.98
5855.00	47.27	V	1.5	32.42	-26.48		74.00	53.21	20.79
11490.00	48.93	H	1.5	40.80	-42.46		74.00	47.27	26.73
11490.00	49.52	V	1.5	40.80	-42.46		74.00	47.86	26.14
AV(RBW: 1 MHz VBW: 3 MHz)									
5720.00	36.55	H	1.5	32.20	-26.54	5.417	54.00	47.63	6.37
5720.00	37.69	V	1.5	32.20	-26.54	5.417	54.00	48.77	5.23
5855.00	35.93	H	1.5	32.42	-26.48	5.417	54.00	47.29	6.71
5855.00	36.11	V	1.5	32.42	-26.48	5.417	54.00	47.47	6.53
11490.00	35.68	H	1.5	40.80	-42.46	5.417	54.00	39.44	14.56
11490.00	36.52	V	1.5	40.80	-42.46	5.417	54.00	40.28	13.72

Remark	H : Horizontal, V : Vertical TEST MODE : CH : 149 - 5 745 MHz (x postion) *Measurement Distance: 3 m *The TX signal wasn't detected from 5th harmonics. *Checked in all 3 axis and the maximum measured data were reported.(Worst data is X axis of position) *Total = Reading Value + Antenna Factor + Cable Loss - Amp Gain + Duty Cycle Correction *This test was radiated up to 40.0 GHz but no noise was measured.

802.11n(HT20)_UNII-3_ANT1_CH 157

Frequency (MHz)	Reading (dB ㎶)	Position (V/H)	Height (m)	Correction Factor		Duty Cycle Correction(dB)	Result Value		
				Ant Factor (dB)	AMP & Cable (dB)		Limit (dB ㎶/m)	Result (dB ㎶/m)	Margin (dB)
PEAK(RBW: 1 MHz VBW: 3 MHz)									
11570.00	48.85	H	1.6	39.91	-42.03		74.00	46.73	27.27
11570.00	49.60	V	1.6	39.91	-42.03		74.00	47.48	26.52
AV(RBW: 1 MHz VBW: 3 MHz)									
11570.00	35.69	H	1.6	39.91	-42.03	5.417	54.00	38.99	15.01
11570.00	36.20	V	1.6	39.91	-42.03	5.417	54.00	39.50	14.50

Remark	H : Horizontal, V : Vertical TEST MODE : CH : 157 - 5 785 MHz (x postion) *Measurement Distance: 3 m *The TX signal wasn't detected from 5th harmonics. *Checked in all 3 axis and the maximum measured data were reported.(Worst data is X axis of position) *Total = Reading Value + Antenna Factor + Cable Loss - Amp Gain + Duty Cycle Correction *This test was radiated up to 40.0 GHz but no noise was measured.

802.11n(HT20)_UNII-3_ANT1_CH 165

Frequency (MHz)	Reading (dB μV)	Position (V/H)	Height (m)	Correction Factor		Duty Cycle Correction(dB)	Result Value		
				Ant Factor (dB)	AMP & Cable (dB)		Limit (dB μV/m)	Result (dB μV/m)	Margin (dB)
PEAK(RBW: 1 MHz VBW: 3 MHz)									
5720.00	46.82	H	1.5	32.20	-26.54		74.00	52.48	21.52
5720.00	48.40	V	1.5	32.20	-26.54		74.00	54.06	19.94
5855.00	49.48	H	1.5	32.42	-26.48		74.00	55.42	18.58
5855.00	57.25	V	1.5	32.42	-26.48		74.00	63.19	10.81
11650.00	49.77	H	1.5	39.71	-41.92		74.00	47.56	26.44
11650.00	50.34	V	1.5	39.71	-41.92		74.00	48.13	25.87
AV(RBW: 1 MHz VBW: 3 MHz)									
5720.00	36.04	H	1.5	32.20	-26.54	5.417	54.00	47.12	6.88
5720.00	36.19	V	1.5	32.20	-26.54	5.417	54.00	47.27	6.73
5855.00	36.21	H	1.5	32.42	-26.48	5.417	54.00	47.57	6.43
5855.00	37.25	V	1.5	32.42	-26.48	5.417	54.00	48.61	5.39
11650.00	35.60	H	1.5	39.71	-41.92	5.417	54.00	38.81	15.19
11650.00	36.28	V	1.5	39.71	-41.92	5.417	54.00	39.49	14.51

Remark	H : Horizontal, V : Vertical TEST MODE : CH : 165 -5 825 MHz (x postion) *Measurement Distance: 3 m *The TX signal wasn't detected from 5th harmonics. *Checked in all 3 axis and the maximum measured data were reported.(Worst data is X axis of position) *Total = Reading Value + Antenna Factor + Cable Loss - Amp Gain + Duty Cycle Correction *This test was radiated up to 40.0 GHz but no noise was measured.

802.11n(HT20)_UNII-3_MIMO_CH 149

Frequency (MHz)	Reading (dB ㎶)	Position (V/H)	Height (m)	Correction Factor		Duty Cycle Correction(dB)	Result Value		
				Ant Factor (dB)	AMP & Cable (dB)		Limit (dB ㎶/m)	Result (dB ㎶/m)	Margin (dB)
PEAK(RBW: 1 MHz VBW: 3 MHz)									
5720.00	50.56	H	1.6	32.20	-26.54		74.00	56.22	17.78
5720.00	58.92	V	1.5	32.20	-26.54		74.00	64.58	9.42
5855.00	46.59	H	1.6	32.42	-26.48		74.00	52.53	21.47
5855.00	47.34	V	1.5	32.42	-26.48		74.00	53.28	20.72
11490.00	48.78	H	1.5	40.80	-42.46		74.00	47.12	26.88
11490.00	49.51	V	1.5	40.80	-42.46		74.00	47.85	26.15
AV(RBW: 1 MHz VBW: 3 MHz)									
5720.00	36.48	H	1.6	32.20	-26.54	5.417	54.00	47.56	6.44
5720.00	38.37	V	1.5	32.20	-26.54	5.417	54.00	49.45	4.55
5855.00	35.90	H	1.6	32.42	-26.48	5.417	54.00	47.26	6.74
5855.00	36.26	V	1.5	32.42	-26.48	5.417	54.00	47.62	6.38
11490.00	35.82	H	1.5	40.80	-42.46	5.417	54.00	39.58	14.42
11490.00	36.08	V	1.5	40.80	-42.46	5.417	54.00	39.84	14.16

Remark

H : Horizontal, V : Vertical TEST MODE : CH : 149 - 5 745 MHz (x postion)

*Measurement Distance: 3 m
*The TX signal wasn't detected from 5th harmonics.
*Checked in all 3 axis and the maximum measured data were reported.(Worst data is X axis of position)
*Total = Reading Value + Antenna Factor + Cable Loss - Amp Gain + Duty Cycle Correction
*This test was radiated up to 40.0 GHz but no noise was measured.

802.11n(HT20)_UNII-3_MIMO_CH 157

Frequency (MHz)	Reading (dB ㎶)	Position (V/H)	Height (m)	Correction Factor		Duty Cycle Correction(dB)	Result Value		
				Ant Factor (dB)	AMP & Cable (dB)		Limit (dB ㎶/m)	Result (dB ㎶/m)	Margin (dB)
PEAK(RBW: 1 MHz VBW: 3 MHz)									
11570.00	49.15	H	1.6	39.91	-42.03		74.00	47.03	26.97
11570.00	50.06	V	1.6	39.91	-42.03		74.00	47.94	26.06
AV(RBW: 1 MHz VBW: 3 MHz)									
11570.00	35.90	H	1.6	39.91	-42.03	5.417	54.00	39.20	14.80
11570.00	36.38	V	1.6	39.91	-42.03	5.417	54.00	39.68	14.32

Remark	H : Horizontal, V : Vertical TEST MODE : CH : 157 - 5 785 MHz (x postion) *Measurement Distance: 3 m *The TX signal wasn't detected from 5th harmonics. *Checked in all 3 axis and the maximum measured data were reported.(Worst data is X axis of position) *Total = Reading Value + Antenna Factor + Cable Loss - Amp Gain + Duty Cycle Correction *This test was radiated up to 40.0 GHz but no noise was measured.

802.11n(HT20)_UNII-3_MIMO_CH 165

Frequency (MHz)	Reading (dB ㎶)	Position (V/H)	Height (m)	Correction Factor		Duty Cycle Correction(dB)	Result Value		
				Ant Factor (dB)	AMP & Cable (dB)		Limit (dB ㎶/m)	Result (dB ㎶/m)	Margin (dB)
PEAK(RBW: 1 MHz VBW: 3 MHz)									
5720.00	47.07	H	1.5	32.20	-26.54		74.00	52.73	21.27
5720.00	47.58	V	1.5	32.20	-26.54		74.00	53.24	20.76
5855.00	47.69	H	1.5	32.42	-26.48		74.00	53.63	20.37
5855.00	56.91	V	1.5	32.42	-26.48		74.00	62.85	11.15
11650.00	49.81	H	1.5	39.71	-41.92		74.00	47.60	26.40
11650.00	50.50	V	1.5	39.71	-41.92		74.00	48.29	25.71
AV(RBW: 1 MHz VBW: 3 MHz)									
5720.00	35.97	H	1.5	32.20	-26.54	5.417	54.00	47.05	6.95
5720.00	36.41	V	1.5	32.20	-26.54	5.417	54.00	47.49	6.51
5855.00	36.09	H	1.5	32.42	-26.48	5.417	54.00	47.45	6.55
5855.00	37.39	V	1.5	32.42	-26.48	5.417	54.00	48.75	5.25
11650.00	35.80	H	1.5	39.71	-41.92	5.417	54.00	39.01	14.99
11650.00	36.40	V	1.5	39.71	-41.92	5.417	54.00	39.61	14.39

Remark

H : Horizontal, V : Vertical TEST MODE : CH : 165 -5 825 MHz (x postion)

**Measurement Distance: 3 m
*The TX signal wasn't detected from 5th harmonics.
*Checked in all 3 axis and the maximum measured data were reported.(Worst data is X axis of position)
*Total = Reading Value + Antenna Factor + Cable Loss - Amp Gain + Duty Cycle Correction
*This test was radiated up to 40.0 GHz but no noise was measured.

802.11n(HT40)_UNII-3_ANT0_CH 151

Frequency (MHz)	Reading (dB ㎶)	Position (V/H)	Height (m)	Correction Factor		Duty Cycle Correction(dB)	Result Value		
				Ant Factor (dB)	AMP & Cable (dB)		Limit (dB ㎶/m)	Result (dB ㎶/m)	Margin (dB)
PEAK(RBW: 1 MHz VBW: 3 MHz)									
5720.00	55.65	H	1.6	32.20	-26.54		74.00	61.31	12.69
5720.00	65.47	V	1.5	32.20	-26.54		74.00	71.13	2.87
5855.00	46.87	H	1.6	32.42	-26.48		74.00	52.81	21.19
5855.00	48.28	V	1.5	32.42	-26.48		74.00	54.22	19.78
11510.00	49.00	H	1.5	40.07	-42.12		74.00	46.95	27.05
11510.00	49.61	V	1.5	40.07	-42.12		74.00	47.56	26.44
AV(RBW: 1 MHz VBW: 3 MHz)									
5720.00	36.84	H	1.6	32.20	-26.54	7.739	54.00	50.24	3.76
5720.00	38.62	V	1.5	32.20	-26.54	7.739	54.00	52.02	1.98
5855.00	35.87	H	1.6	32.42	-26.48	7.739	54.00	49.55	4.45
5855.00	36.15	V	1.5	32.42	-26.48	7.739	54.00	49.83	4.17
11510.00	35.82	H	1.5	40.07	-42.12	7.739	54.00	41.51	12.49
11510.00	36.08	V	1.5	40.07	-42.12	7.739	54.00	41.77	12.23

Remark

H : Horizontal, V : Vertical TEST MODE : CH : 149 - 5 745 MHz (x postion)

*Measurement Distance: 3 m
*The TX signal wasn't detected from 5th harmonics.
*Checked in all 3 axis and the maximum measured data were reported.(Worst data is X axis of position)
*Total = Reading Value + Antenna Factor + Cable Loss - Amp Gain + Duty Cycle Correction
*This test was radiated up to 40.0 GHz but no noise was measured.

802.11n(HT20)_UNII-3_ANT0_CH 159

Frequency (MHz)	Reading (dB ㎶)	Position (V/H)	Height (m)	Correction Factor		Duty Cycle Correction(dB)	Result Value		
				Ant Factor (dB)	AMP & Cable (dB)		Limit (dB ㎶/m)	Result (dB ㎶/m)	Margin (dB)
PEAK(RBW: 1 MHz VBW: 3 MHz)									
5720.00	46.79	H	1.6	32.20	-26.54		74.00	52.45	21.55
5720.00	52.20	V	1.5	32.20	-26.54		74.00	57.86	16.14
5855.00	46.86	H	1.6	32.42	-26.48		74.00	52.80	21.20
5855.00	53.43	V	1.5	32.42	-26.48		74.00	59.37	14.63
11590.00	49.06	H	1.5	39.86	-42.01		74.00	46.91	27.09
11590.00	49.57	V	1.5	39.86	-42.01		74.00	47.42	26.58
AV(RBW: 1 MHz VBW: 3 MHz)									
5720.00	36.02	H	1.6	32.20	-26.54	7.739	54.00	49.42	4.58
5720.00	36.57	V	1.5	32.20	-26.54	7.739	54.00	49.97	4.03
5855.00	36.01	H	1.6	32.42	-26.48	7.739	54.00	49.69	4.31
5855.00	36.94	V	1.5	32.42	-26.48	7.739	54.00	50.62	3.38
11590.00	35.90	H	1.5	39.86	-42.01	7.739	54.00	41.49	12.51
11590.00	36.25	V	1.5	39.86	-42.01	7.739	54.00	41.84	12.16

Remark	H : Horizontal, V : Vertical TEST MODE : CH : 165 -5 825 MHz (x postion) *Measurement Distance: 3 m *The TX signal wasn't detected from 5th harmonics. *Checked in all 3 axis and the maximum measured data were reported.(Worst data is X axis of position) *Total = Reading Value + Antenna Factor + Cable Loss - Amp Gain + Duty Cycle Correction *This test was radiated up to 40.0 GHz but no noise was measured.

802.11n(HT40)_UNII-3_ANT1_CH 151

Frequency (MHz)	Reading (dB μV)	Position (V/H)	Height (m)	Correction Factor		Duty Cycle Correction(dB)	Result Value		
				Ant Factor (dB)	AMP & Cable (dB)		Limit (dB μV/m)	Result (dB μV/m)	Margin (dB)
PEAK(RBW: 1 MHz VBW: 3 MHz)									
5720.00	54.27	H	1.6	32.20	-26.54		74.00	59.93	14.07
5720.00	62.10	V	1.5	32.20	-26.54		74.00	67.76	6.24
5855.00	47.37	H	1.6	32.42	-26.48		74.00	53.31	20.69
5855.00	46.44	V	1.5	32.42	-26.48		74.00	52.38	21.62
11510.00	48.59	H	1.5	40.07	-42.12		74.00	46.54	27.46
11510.00	49.08	V	1.5	40.07	-42.12		74.00	47.03	26.97
AV(RBW: 1 MHz VBW: 3 MHz)									
5720.00	36.87	H	1.6	32.20	-26.54	7.739	54.00	50.27	3.73
5720.00	37.99	V	1.5	32.20	-26.54	7.739	54.00	51.39	2.61
5855.00	35.88	H	1.6	32.42	-26.48	7.739	54.00	49.56	4.44
5855.00	36.06	V	1.5	32.42	-26.48	7.739	54.00	49.74	4.26
11510.00	35.44	H	1.5	40.07	-42.12	7.739	54.00	41.13	12.87
11510.00	36.02	V	1.5	40.07	-42.12	7.739	54.00	41.71	12.29

Remark

H : Horizontal, V : Vertical TEST MODE : CH : 149 - 5 745 MHz (x postion)

*Measurement Distance: 3 m
*The TX signal wasn't detected from 5th harmonics.
*Checked in all 3 axis and the maximum measured data were reported.(Worst data is X axis of position)
*Total = Reading Value + Antenna Factor + Cable Loss - Amp Gain + Duty Cycle Correction
*This test was radiated up to 40.0 GHz but no noise was measured.

802.11n(HT20)_UNII-3_ANT1_CH 159

Frequency (MHz)	Reading (dB μV)	Position (V/H)	Height (m)	Correction Factor		Duty Cycle Correction(dB)	Result Value		
				Ant Factor (dB)	AMP & Cable (dB)		Limit (dB μV/m)	Result (dB μV/m)	Margin (dB)
PEAK(RBW: 1 MHz VBW: 3 MHz)									
5720.00	48.03	H	1.6	32.20	-26.54		74.00	53.69	20.31
5720.00	49.70	V	1.5	32.20	-26.54		74.00	55.36	18.64
5855.00	47.02	H	1.6	32.42	-26.48		74.00	52.96	21.04
5860.00	52.71	V	1.5	32.42	-26.48		74.00	58.65	15.35
11590.00	49.16	H	1.5	39.86	-42.01		74.00	47.01	26.99
11590.00	49.80	V	1.5	39.86	-42.01		74.00	47.65	26.35
AV(RBW: 1 MHz VBW: 3 MHz)									
5720.00	37.47	H	1.6	32.20	-26.54	7.739	54.00	50.87	3.13
5720.00	37.64	V	1.5	32.20	-26.54	7.739	54.00	51.04	2.96
5855.00	37.28	H	1.6	32.42	-26.48	7.739	54.00	50.96	3.04
5855.00	37.83	V	1.5	32.42	-26.48	7.739	54.00	51.51	2.49
11590.00	35.66	H	1.5	39.86	-42.01	7.739	54.00	41.25	12.75
11590.00	36.08	V	1.5	39.86	-42.01	7.739	54.00	41.67	12.33

Remark	H : Horizontal, V : Vertical TEST MODE : CH : 165 -5 825 MHz (x postion) *Measurement Distance: 3 m *The TX signal wasn't detected from 5th harmonics. *Checked in all 3 axis and the maximum measured data were reported.(Worst data is X axis of position) *Total = Reading Value + Antenna Factor + Cable Loss - Amp Gain + Duty Cycle Correction *This test was radiated up to 40.0 GHz but no noise was measured.

802.11n(HT40)_UNII-3_MIMO_CH 151

Frequency (MHz)	Reading (dB μV)	Position (V/H)	Height (m)	Correction Factor		Duty Cycle Correction(dB)	Result Value		
				Ant Factor (dB)	AMP & Cable (dB)		Limit (dB μV/m)	Result (dB μV/m)	Margin (dB)
PEAK(RBW: 1 MHz VBW: 3 MHz)									
5720.00	54.91	H	1.6	32.20	-26.54		74.00	60.57	13.43
5720.00	62.59	V	1.5	32.20	-26.54		74.00	68.25	5.75
5855.00	46.88	H	1.6	32.42	-26.48		74.00	52.82	21.18
5855.00	47.35	V	1.5	32.42	-26.48		74.00	53.29	20.71
11510.00	49.79	H	1.5	40.07	-42.12		74.00	47.74	26.26
11510.00	50.55	V	1.5	40.07	-42.12		74.00	48.50	25.50
AV(RBW: 1 MHz VBW: 3 MHz)									
5720.00	37.15	H	1.6	32.20	-26.54	7.739	54.00	50.55	3.45
5720.00	38.28	V	1.5	32.20	-26.54	7.739	54.00	51.68	2.32
5855.00	35.89	H	1.6	32.42	-26.48	7.739	54.00	49.57	4.43
5855.00	36.17	V	1.5	32.42	-26.48	7.739	54.00	49.85	4.15
11510.00	35.88	H	1.5	40.07	-42.12	7.739	54.00	41.57	12.43
11510.00	36.22	V	1.5	40.07	-42.12	7.739	54.00	41.91	12.09

Remark

H : Horizontal, V : Vertical TEST MODE : CH : 149 - 5 745 MHz (x postion)

*Measurement Distance: 3 m
*The TX signal wasn't detected from 5th harmonics.
*Checked in all 3 axis and the maximum measured data were reported.(Worst data is X axis of position)
*Total = Reading Value + Antenna Factor + Cable Loss - Amp Gain + Duty Cycle Correction
*This test was radiated up to 40.0 GHz but no noise was measured.

802.11n(HT20)_UNII-3_MIMO_CH 159

Frequency (MHz)	Reading (dB ㎶)	Position (V/H)	Height (m)	Correction Factor		Duty Cycle Correction(dB)	Result Value		
				Ant Factor (dB)	AMP & Cable (dB)		Limit (dB ㎶/m)	Result (dB ㎶/m)	Margin (dB)
PEAK(RBW: 1 MHz VBW: 3 MHz)									
5720.00	48.82	H	1.6	32.20	-26.54		74.00	54.48	19.52
5720.00	48.38	V	1.5	32.20	-26.54		74.00	54.04	19.96
5855.00	48.01	H	1.6	32.42	-26.48		74.00	53.95	20.05
5855.00	49.57	V	1.5	32.42	-26.48		74.00	55.51	18.49
11590.00	49.31	H	1.5	39.86	-42.01		74.00	47.16	26.84
11590.00	50.00	V	1.5	39.86	-42.01		74.00	47.85	26.15
AV(RBW: 1 MHz VBW: 3 MHz)									
5720.00	37.43	H	1.6	32.20	-26.54	7.739	54.00	50.83	3.17
5720.00	37.61	V	1.5	32.20	-26.54	7.739	54.00	51.01	2.99
5855.00	37.34	H	1.6	32.42	-26.48	7.739	54.00	51.02	2.98
5855.00	37.74	V	1.5	32.42	-26.48	7.739	54.00	51.42	2.58
11590.00	36.00	H	1.5	39.86	-42.01	7.739	54.00	41.59	12.41
11590.00	36.52	V	1.5	39.86	-42.01	7.739	54.00	42.11	11.89

Remark	H : Horizontal, V : Vertical TEST MODE : CH : 165 -5 825 MHz (x postion) *Measurement Distance: 3 m *The TX signal wasn't detected from 5th harmonics. *Checked in all 3 axis and the maximum measured data were reported.(Worst data is X axis of position) *Total = Reading Value + Antenna Factor + Cable Loss - Amp Gain + Duty Cycle Correction *This test was radiated up to 40.0 GHz but no noise was measured.

802.11ac(VHT20)_UNII-3_ANT0_CH 149

Frequency (MHz)	Reading (dB μV)	Position (V/H)	Height (m)	Correction Factor		Duty Cycle Correction(dB)	Result Value		
				Ant Factor (dB)	AMP & Cable (dB)		Limit (dB μV/m)	Result (dB μV/m)	Margin (dB)
PEAK(RBW: 1 MHz VBW: 3 MHz)									
5725.00	56.58	H	1.5	32.21	-26.54		74.00	62.25	11.75
5725.00	66.81	V	1.5	32.21	-26.54		74.00	72.48	1.52
5850.00	47.47	H	1.5	32.42	-26.49		74.00	53.40	20.60
5850.00	47.88	V	1.5	32.42	-26.49		74.00	53.81	20.19
11490.00	48.71	H	1.5	40.80	-42.46		74.00	47.05	26.95
11490.00	49.15	V	1.5	40.80	-42.46		74.00	47.49	26.51
AV(RBW: 1 MHz VBW: 3 MHz)									
5725.00	37.23	H	1.5	32.21	-26.54	5.337	54.00	48.24	5.76
5725.00	40.87	V	1.5	32.21	-26.54	5.337	54.00	51.88	2.12
5850.00	35.78	H	1.5	32.42	-26.49	5.337	54.00	47.05	6.95
5850.00	36.10	V	1.5	32.42	-26.49	5.337	54.00	47.37	6.63
11490.00	35.59	H	1.5	40.80	-42.46	5.337	54.00	39.27	14.73
11490.00	36.02	V	1.5	40.80	-42.46	5.337	54.00	39.70	14.30

Remark

H : Horizontal, V : Vertical TEST MODE : CH : 149 - 5 745 MHz (x postion)

*Measurement Distance: 3 m
*The TX signal wasn't detected from 5th harmonics.
*Checked in all 3 axis and the maximum measured data were reported.(Worst data is X axis of position)
*Total = Reading Value + Antenna Factor + Cable Loss - Amp Gain + Duty Cycle Correction
*This test was radiated up to 40.0 GHz but no noise was measured.

802.11ac(VHT20)_UNII-3_ANT0_CH 157

Frequency (MHz)	Reading (dB ㎶)	Position (V/H)	Height (m)	Correction Factor		Duty Cycle Correction(dB)	Result Value		
				Ant Factor (dB)	AMP & Cable (dB)		Limit (dB ㎶/m)	Result (dB ㎶/m)	Margin (dB)
PEAK(RBW: 1 MHz VBW: 3 MHz)									
11570.00	48.15	H	1.6	39.91	-42.03		74.00	46.03	27.97
11570.00	49.05	V	1.6	39.91	-42.03		74.00	46.93	27.07
AV(RBW: 1 MHz VBW: 3 MHz)									
11570.00	35.68	H	1.6	39.91	-42.03	5.337	54.00	38.90	15.10
11570.00	36.22	V	1.6	39.91	-42.03	5.337	54.00	39.44	14.56

Remark	H : Horizontal, V : Vertical TEST MODE : CH : 157 - 5 785 MHz (x postion) *Measurement Distance: 3 m *The TX signal wasn't detected from 5th harmonics. *Checked in all 3 axis and the maximum measured data were reported.(Worst data is X axis of position) *Total = Reading Value + Antenna Factor + Cable Loss - Amp Gain + Duty Cycle Correction *This test was radiated up to 40.0 GHz but no noise was measured.

802.11ac(VHT20)_UNII-3_ANT0_CH 165

Frequency (MHz)	Reading (dB ㎶)	Position (V/H)	Height (m)	Correction Factor		Duty Cycle Correction(dB)	Result Value		
				Ant Factor (dB)	AMP & Cable (dB)		Limit (dB ㎶/m)	Result (dB ㎶/m)	Margin (dB)
PEAK(RBW: 1 MHz VBW: 3 MHz)									
5725.00	47.54	H	1.5	32.21	-26.54		74.00	53.21	20.79
5725.00	46.51	V	1.5	32.21	-26.54		74.00	52.18	21.82
5850.00	55.89	H	1.5	32.42	-26.49		74.00	61.82	12.18
5850.00	63.99	V	1.5	32.42	-26.49		74.00	69.92	4.08
11650.00	49.77	H	1.5	39.71	-41.92		74.00	47.56	26.44
11650.00	50.34	V	1.5	39.71	-41.92		74.00	48.13	25.87
AV(RBW: 1 MHz VBW: 3 MHz)									
5725.00	35.92	H	1.5	32.21	-26.54	5.337	54.00	46.93	7.07
5725.00	36.22	V	1.5	32.21	-26.54	5.337	54.00	47.23	6.77
5850.00	36.36	H	1.5	32.42	-26.49	5.337	54.00	47.63	6.37
5850.00	39.14	V	1.5	32.42	-26.49	5.337	54.00	50.41	3.59
11650.00	35.60	H	1.5	39.71	-41.92	5.337	54.00	38.73	15.27
11650.00	36.28	V	1.5	39.71	-41.92	5.337	54.00	39.41	14.59

Remark	H : Horizontal, V : Vertical TEST MODE : CH : 165 -5 825 MHz (x postion) *Measurement Distance: 3 m *The TX signal wasn't detected from 5th harmonics. *Checked in all 3 axis and the maximum measured data were reported.(Worst data is X axis of position) *Total = Reading Value + Antenna Factor + Cable Loss - Amp Gain + Duty Cycle Correction *This test was radiated up to 40.0 GHz but no noise was measured.

802.11ac(VHT20)_UNII-3_ANT1_CH 149

Frequency (MHz)	Reading (dB ㎶)	Position (V/H)	Height (m)	Correction Factor		Duty Cycle Correction(dB)	Result Value		
				Ant Factor (dB)	AMP & Cable (dB)		Limit (dB ㎶/m)	Result (dB ㎶/m)	Margin (dB)
PEAK(RBW: 1 MHz VBW: 3 MHz)									
5725.00	56.30	H	1.5	32.21	-26.54		74.00	61.97	12.03
5725.00	64.89	V	1.5	32.21	-26.54		74.00	70.56	3.44
5850.00	46.32	H	1.5	32.42	-26.49		74.00	52.25	21.75
5850.00	47.09	V	1.5	32.42	-26.49		74.00	53.02	20.98
11490.00	49.01	H	1.5	40.80	-42.46		74.00	47.35	26.65
11490.00	49.67	V	1.5	40.80	-42.46		74.00	48.01	25.99
AV(RBW: 1 MHz VBW: 3 MHz)									
5725.00	37.44	H	1.5	32.21	-26.54	5.337	54.00	48.45	5.55
5725.00	39.99	V	1.5	32.21	-26.54	5.337	54.00	51.00	3.00
5850.00	35.84	H	1.5	32.42	-26.49	5.337	54.00	47.11	6.89
5850.00	35.95	V	1.5	32.42	-26.49	5.337	54.00	47.22	6.78
11490.00	35.89	H	1.5	40.80	-42.46	5.337	54.00	39.57	14.43
11490.00	36.27	V	1.5	40.80	-42.46	5.337	54.00	39.95	14.05

Remark	H : Horizontal, V : Vertical TEST MODE : CH : 149 - 5 745 MHz (x postion) *Measurement Distance: 3 m *The TX signal wasn't detected from 5th harmonics. *Checked in all 3 axis and the maximum measured data were reported.(Worst data is X axis of position) *Total = Reading Value + Antenna Factor + Cable Loss - Amp Gain + Duty Cycle Correction *This test was radiated up to 40.0 GHz but no noise was measured.

802.11ac(VHT20)_UNII-3_ANT1_CH 157

Frequency (MHz)	Reading (dB ㎶)	Position (V/H)	Height (m)	Correction Factor		Duty Cycle Correction(dB)	Result Value		
				Ant Factor (dB)	AMP & Cable (dB)		Limit (dB ㎶/m)	Result (dB ㎶/m)	Margin (dB)
PEAK(RBW: 1 MHz VBW: 3 MHz)									
11570.00	48.50	H	1.6	39.91	-42.03		74.00	46.38	27.62
11570.00	49.11	V	1.6	39.91	-42.03		74.00	46.99	27.01
AV(RBW: 1 MHz VBW: 3 MHz)									
11570.00	35.77	H	1.6	39.91	-42.03	5.337	54.00	38.99	15.01
11570.00	36.37	V	1.6	39.91	-42.03	5.337	54.00	39.59	14.41

Remark	H : Horizontal, V : Vertical TEST MODE : CH : 157 - 5 785 MHz (x postion) *Measurement Distance: 3 m *The TX signal wasn't detected from 5th harmonics. *Checked in all 3 axis and the maximum measured data were reported.(Worst data is X axis of position) *Total = Reading Value + Antenna Factor + Cable Loss - Amp Gain + Duty Cycle Correction *This test was radiated up to 40.0 GHz but no noise was measured.

802.11ac(VHT20)_UNII-3_ANT1_CH 165

Frequency (MHz)	Reading (dB ㎶)	Position (V/H)	Height (m)	Correction Factor		Duty Cycle Correction(dB)	Result Value		
				Ant Factor (dB)	AMP & Cable (dB)		Limit (dB ㎶/m)	Result (dB ㎶/m)	Margin (dB)
PEAK(RBW: 1 MHz VBW: 3 MHz)									
5725.00	46.25	H	1.5	32.21	-26.54		74.00	51.92	22.08
5725.00	46.46	V	1.5	32.21	-26.54		74.00	52.13	21.87
5850.00	50.79	H	1.5	32.42	-26.49		74.00	56.72	17.28
5850.00	61.03	V	1.5	32.42	-26.49		74.00	66.96	7.04
11650.00	49.52	H	1.5	39.71	-41.92		74.00	47.31	26.69
11650.00	50.08	V	1.5	39.71	-41.92		74.00	47.87	26.13
AV(RBW: 1 MHz VBW: 3 MHz)									
5725.00	36.24	H	1.5	32.21	-26.54	5.337	54.00	47.25	6.75
5725.00	35.97	V	1.5	32.21	-26.54	5.337	54.00	46.98	7.02
5850.00	36.95	H	1.5	32.42	-26.49	5.337	54.00	48.22	5.78
5850.00	36.92	V	1.5	32.42	-26.49	5.337	54.00	48.19	5.81
11650.00	35.85	H	1.5	39.71	-41.92	5.337	54.00	38.98	15.02
11650.00	36.05	V	1.5	39.71	-41.92	5.337	54.00	39.18	14.82

Remark

H : Horizontal, V : Vertical TEST MODE : CH : 165 -5 825 MHz (x postion)

*Measurement Distance: 3 m
*The TX signal wasn't detected from 5th harmonics.
*Checked in all 3 axis and the maximum measured data were reported.(Worst data is X axis of position)
*Total = Reading Value + Antenna Factor + Cable Loss - Amp Gain + Duty Cycle Correction
*This test was radiated up to 40.0 GHz but no noise was measured.

802.11ac(VHT20)_UNII-3_MIMO_CH 149

Frequency (MHz)	Reading (dB ㎶)	Position (V/H)	Height (m)	Correction Factor		Duty Cycle Correction(dB)	Result Value		
				Ant Factor (dB)	AMP & Cable (dB)		Limit (dB ㎶/m)	Result (dB ㎶/m)	Margin (dB)
PEAK(RBW: 1 MHz VBW: 3 MHz)									
5725.00	52.83	H	1.5	32.21	-26.54		74.00	58.50	15.50
5725.00	63.67	V	1.5	32.21	-26.54		74.00	69.34	4.66
5850.00	46.56	H	1.5	32.42	-26.49		74.00	52.49	21.51
5850.00	47.74	V	1.5	32.42	-26.49		74.00	53.67	20.33
11490.00	49.25	H	1.5	40.80	-42.46		74.00	47.59	26.41
11490.00	49.67	V	1.5	40.80	-42.46		74.00	48.01	25.99
AV(RBW: 1 MHz VBW: 3 MHz)									
5725.00	36.73	H	1.5	32.21	-26.54	5.337	54.00	47.74	6.26
5725.00	39.90	V	1.5	32.21	-26.54	5.337	54.00	50.91	3.09
5850.00	35.82	H	1.8	32.42	-26.49	5.337	54.00	47.09	6.91
5850.00	36.11	V	1.5	32.42	-26.49	5.337	54.00	47.38	6.62
11490.00	36.05	H	1.8	40.80	-42.46	5.337	54.00	39.73	14.27
11490.00	36.06	V	1.5	40.80	-42.46	5.337	54.00	39.74	14.26

Remark	H : Horizontal, V : Vertical TEST MODE : CH : 149 - 5 745 MHz (x postion) *Measurement Distance: 3 m *The TX signal wasn't detected from 5th harmonics. *Checked in all 3 axis and the maximum measured data were reported.(Worst data is X axis of position) *Total = Reading Value + Antenna Factor + Cable Loss - Amp Gain + Duty Cycle Correction *This test was radiated up to 40.0 GHz but no noise was measured.

802.11ac(VHT20)_UNII-3_MIMO_CH 157

Frequency (MHz)	Reading (dB ㎶)	Position (V/H)	Height (m)	Correction Factor		Duty Cycle Correction(dB)	Result Value		
				Ant Factor (dB)	AMP & Cable (dB)		Limit (dB ㎶/m)	Result (dB ㎶/m)	Margin (dB)
PEAK(RBW: 1 MHz VBW: 3 MHz)									
11570.00	48.55	H	1.6	39.91	-42.03		74.00	46.43	27.57
11570.00	49.09	V	1.6	39.91	-42.03		74.00	46.97	27.03
AV(RBW: 1 MHz VBW: 3 MHz)									
11570.00	35.99	H	1.6	39.91	-42.03	5.337	54.00	39.21	14.79
11570.00	36.08	V	1.6	39.91	-42.03	5.337	54.00	39.30	14.70

Remark	H : Horizontal, V : Vertical TEST MODE : CH : 157 - 5 785 MHz (x postion) *Measurement Distance: 3 m *The TX signal wasn't detected from 5th harmonics. *Checked in all 3 axis and the maximum measured data were reported.(Worst data is X axis of position) *Total = Reading Value + Antenna Factor + Cable Loss - Amp Gain + Duty Cycle Correction *This test was radiated up to 40.0 GHz but no noise was measured.

802.11ac(VHT20)_UNII-3_MIMO_CH 165

Frequency (MHz)	Reading (dB ㎶)	Position (V/H)	Height (m)	Correction Factor		Duty Cycle Correction(dB)	Result Value		
				Ant Factor (dB)	AMP & Cable (dB)		Limit (dB ㎶/m)	Result (dB ㎶/m)	Margin (dB)
PEAK(RBW: 1 MHz VBW: 3 MHz)									
5725.00	48.71	H	1.5	32.21	-26.54		74.00	54.38	19.62
5725.00	47.16	V	1.5	32.21	-26.54		74.00	52.83	21.17
5850.00	54.16	H	1.5	32.42	-26.49		74.00	60.09	13.91
5850.00	62.10	V	1.5	32.42	-26.49		74.00	68.03	5.97
11650.00	48.85	H	1.5	39.71	-41.92		74.00	46.64	27.36
11650.00	49.14	V	1.5	39.71	-41.92		74.00	46.93	27.07
AV(RBW: 1 MHz VBW: 3 MHz)									
5725.00	35.94	H	1.5	32.21	-26.54	5.337	54.00	46.95	7.05
5725.00	36.35	V	1.5	32.21	-26.54	5.337	54.00	47.36	6.64
5850.00	36.34	H	1.5	32.42	-26.49	5.337	54.00	47.61	6.39
5850.00	38.06	V	1.5	32.42	-26.49	5.337	54.00	49.33	4.67
11650.00	36.01	H	1.5	39.71	-41.92	5.337	54.00	39.14	14.86
11650.00	36.08	V	1.5	39.71	-41.92	5.337	54.00	39.21	14.79

Remark	H : Horizontal, V : Vertical TEST MODE : CH : 165 -5 825 MHz (x postion) *Measurement Distance: 3 m *The TX signal wasn't detected from 5th harmonics. *Checked in all 3 axis and the maximum measured data were reported.(Worst data is X axis of position) *Total = Reading Value + Antenna Factor + Cable Loss - Amp Gain + Duty Cycle Correction *This test was radiated up to 40.0 GHz but no noise was measured.

802.11ac(VHT40)_UNII-3_ANT0_CH 151

Frequency (MHz)	Reading (dB ㎶)	Position (V/H)	Height (m)	Correction Factor		Duty Cycle Correction(dB)	Result Value		
				Ant Factor (dB)	AMP & Cable (dB)		Limit (dB ㎶/m)	Result (dB ㎶/m)	Margin (dB)
PEAK(RBW: 1 MHz VBW: 3 MHz)									
5725.00	53.65	H	1.5	32.21	-26.54		74.00	59.32	14.68
5725.00	65.45	V	1.5	32.21	-26.54		74.00	71.12	2.88
5850.00	47.47	H	1.5	32.42	-26.49		74.00	53.40	20.60
5850.00	47.43	V	1.5	32.42	-26.49		74.00	53.36	20.64
11510.00	49.11	H	1.5	40.07	-42.12		74.00	47.06	26.94
11510.00	49.58	V	1.5	40.07	-42.12		74.00	47.53	26.47
AV(RBW: 1 MHz VBW: 3 MHz)									
5725.00	36.74	H	1.5	32.21	-26.54	7.725	54.00	50.14	3.86
5725.00	38.88	V	1.5	32.21	-26.54	7.725	54.00	52.28	1.72
5850.00	35.80	H	1.8	32.42	-26.49	7.725	54.00	49.46	4.54
5850.00	36.05	V	1.5	32.42	-26.49	7.725	54.00	49.71	4.29
11510.00	36.05	H	1.8	40.07	-42.12	7.725	54.00	41.73	12.28
11510.00	36.06	V	1.5	40.07	-42.12	7.725	54.00	41.74	12.27

Remark	H : Horizontal, V : Vertical TEST MODE : CH : 151 -5 755 MHz (x postion) *Measurement Distance: 3 m *The TX signal wasn't detected from 5th harmonics. *Checked in all 3 axis and the maximum measured data were reported.(Worst data is X axis of position) *Total = Reading Value + Antenna Factor + Cable Loss - Amp Gain + Duty Cycle Correction *This test was radiated up to 40.0 GHz but no noise was measured.

802.11ac(VHT40)_UNII-3_ANT0_CH 159

Frequency (MHz)	Reading (dB ㎶)	Position (V/H)	Height (m)	Correction Factor		Duty Cycle Correction(dB)	Result Value		
				Ant Factor (dB)	AMP & Cable (dB)		Limit (dB ㎶/m)	Result (dB ㎶/m)	Margin (dB)
PEAK(RBW: 1 MHz VBW: 3 MHz)									
5725.00	47.36	H	1.5	32.21	-26.54		74.00	53.03	20.97
5725.00	51.16	V	1.5	32.21	-26.54		74.00	56.83	17.17
5850.00	47.47	H	1.5	32.42	-26.49		74.00	53.40	20.60
5850.00	55.45	V	1.5	32.42	-26.49		74.00	61.38	12.62
11590.00	49.49	H	1.5	39.86	-42.01		74.00	47.34	26.66
11590.00	50.00	V	1.5	39.86	-42.01		74.00	47.85	26.15
AV(RBW: 1 MHz VBW: 3 MHz)									
5725.00	35.96	H	1.5	32.21	-26.54	7.725	54.00	49.36	4.65
5725.00	36.49	V	1.5	32.21	-26.54	7.725	54.00	49.89	4.11
5850.00	36.06	H	1.8	32.42	-26.49	7.725	54.00	49.72	4.28
5850.00	37.21	V	1.5	32.42	-26.49	7.725	54.00	50.87	3.14
11590.00	36.11	H	1.8	39.86	-42.01	7.725	54.00	41.69	12.32
11590.00	36.18	V	1.5	39.86	-42.01	7.725	54.00	41.76	12.25

Remark

H : Horizontal, V : Vertical TEST MODE : CH : 159 - 5 795 MHz (x postion)

*Measurement Distance: 3 m
*The TX signal wasn't detected from 5th harmonics.
*Checked in all 3 axis and the maximum measured data were reported.(Worst data is X axis of position)
*Total = Reading Value + Antenna Factor + Cable Loss - Amp Gain + Duty Cycle Correction
*This test was radiated up to 40.0 GHz but no noise was measured.

802.11ac(VHT40)_UNII-3_ANT1_CH 151

Frequency (MHz)	Reading (dB ㎶)	Position (V/H)	Height (m)	Correction Factor		Duty Cycle Correction(dB)	Result Value		
				Ant Factor (dB)	AMP & Cable (dB)		Limit (dB ㎶/m)	Result (dB ㎶/m)	Margin (dB)
PEAK(RBW: 1 MHz VBW: 3 MHz)									
5725.00	55.27	H	1.5	32.21	-26.54		74.00	60.94	13.06
5725.00	63.30	V	1.5	32.21	-26.54		74.00	68.97	5.03
5850.00	47.40	H	1.5	32.42	-26.49		74.00	53.33	20.67
5850.00	46.71	V	1.5	32.42	-26.49		74.00	52.64	21.36
11510.00	49.48	H	1.5	40.07	-42.12		74.00	47.43	26.57
11510.00	49.77	V	1.5	40.07	-42.12		74.00	47.72	26.28
AV(RBW: 1 MHz VBW: 3 MHz)									
5725.00	37.13	H	1.5	32.21	-26.54	7.725	54.00	50.53	3.47
5725.00	38.77	V	1.5	32.21	-26.54	7.725	54.00	52.17	1.83
5850.00	35.78	H	1.8	32.42	-26.49	7.725	54.00	49.44	4.56
5850.00	35.96	V	1.5	32.42	-26.49	7.725	54.00	49.62	4.39
11510.00	35.89	H	1.8	40.07	-42.12	7.725	54.00	41.57	12.44
11510.00	36.01	V	1.5	40.07	-42.12	7.725	54.00	41.69	12.32

Remark	H : Horizontal, V : Vertical TEST MODE : CH : 151 -5 755 MHz (x postion) *Measurement Distance: 3 m *The TX signal wasn't detected from 5th harmonics. *Checked in all 3 axis and the maximum measured data were reported.(Worst data is X axis of position) *Total = Reading Value + Antenna Factor + Cable Loss - Amp Gain + Duty Cycle Correction *This test was radiated up to 40.0 GHz but no noise was measured.

802.11ac(VHT40)_UNII-3_ANT1_CH 159

Frequency (MHz)	Reading (dB ㎶)	Position (V/H)	Height (m)	Correction Factor		Duty Cycle Correction(dB)	Result Value		
				Ant Factor (dB)	AMP & Cable (dB)		Limit (dB ㎶/m)	Result (dB ㎶/m)	Margin (dB)
PEAK(RBW: 1 MHz VBW: 3 MHz)									
5725.00	46.14	H	1.5	32.21	-26.54		74.00	51.81	22.19
5725.00	48.13	V	1.5	32.21	-26.54		74.00	53.80	20.20
5850.00	46.87	H	1.5	32.42	-26.49		74.00	52.80	21.20
5850.00	53.54	V	1.5	32.42	-26.49		74.00	59.47	14.53
11590.00	49.05	H	1.5	39.86	-42.01		74.00	46.90	27.10
11590.00	49.64	V	1.5	39.86	-42.01		74.00	47.49	26.51
AV(RBW: 1 MHz VBW: 3 MHz)									
5725.00	35.97	H	1.5	32.21	-26.54	7.725	54.00	49.37	4.63
5725.00	36.05	V	1.5	32.21	-26.54	7.725	54.00	49.45	4.56
5850.00	35.91	H	1.8	32.42	-26.49	7.725	54.00	49.57	4.44
5850.00	36.80	V	1.5	32.42	-26.49	7.725	54.00	50.46	3.54
11590.00	35.85	H	1.8	39.86	-42.01	7.725	54.00	41.43	12.58
11590.00	36.01	V	1.5	39.86	-42.01	7.725	54.00	41.59	12.42

Remark

H : Horizontal, V : Vertical TEST MODE : CH : 159 - 5 795 MHz (x postion)

*Measurement Distance: 3 m
*The TX signal wasn't detected from 5th harmonics.
*Checked in all 3 axis and the maximum measured data were reported.(Worst data is X axis of position)
*Total = Reading Value + Antenna Factor + Cable Loss - Amp Gain + Duty Cycle Correction
*This test was radiated up to 40.0 GHz but no noise was measured.

802.11ac(VHT40)_UNII-3_MIMO_CH 151

Frequency (MHz)	Reading (dB ㎶)	Position (V/H)	Height (m)	Correction Factor		Duty Cycle Correction(dB)	Result Value		
				Ant Factor (dB)	AMP & Cable (dB)		Limit (dB ㎶/m)	Result (dB ㎶/m)	Margin (dB)
PEAK(RBW: 1 MHz VBW: 3 MHz)									
5725.00	51.97	H	1.5	32.21	-26.54		74.00	57.64	16.36
5725.00	61.93	V	1.5	32.21	-26.54		74.00	67.60	6.40
5850.00	46.93	H	1.5	32.42	-26.49		74.00	52.86	21.14
5850.00	47.71	V	1.5	32.42	-26.49		74.00	53.64	20.36
11510.00	48.55	H	1.5	40.07	-42.12		74.00	46.50	27.50
11510.00	49.05	V	1.5	40.07	-42.12		74.00	47.00	27.00
AV(RBW: 1 MHz VBW: 3 MHz)									
5725.00	36.44	H	1.5	32.21	-26.54	7.725	54.00	49.84	4.16
5725.00	38.88	V	1.5	32.21	-26.54	7.725	54.00	52.28	1.72
5850.00	36.60	H	1.8	32.42	-26.49	7.725	54.00	50.26	3.74
5850.00	36.07	V	1.5	32.42	-26.49	7.725	54.00	49.73	4.27
11510.00	35.55	H	1.8	40.07	-42.12	7.725	54.00	41.23	12.78
11510.00	36.08	V	1.5	40.07	-42.12	7.725	54.00	41.76	12.25

Remark

H : Horizontal, V : Vertical TEST MODE : CH : 151 -5 755 MHz (x postion)

*Measurement Distance: 3 m
*The TX signal wasn't detected from 5th harmonics.
*Checked in all 3 axis and the maximum measured data were reported.(Worst data is X axis of position)
*Total = Reading Value + Antenna Factor + Cable Loss - Amp Gain + Duty Cycle Correction
*This test was radiated up to 40.0 GHz but no noise was measured.

802.11ac(VHT40)_UNII-3_MIMO_CH 159

Frequency (MHz)	Reading (dB ㎶)	Position (V/H)	Height (m)	Correction Factor		Duty Cycle Correction(dB)	Result Value		
				Ant Factor (dB)	AMP & Cable (dB)		Limit (dB ㎶/m)	Result (dB ㎶/m)	Margin (dB)
PEAK(RBW: 1 MHz VBW: 3 MHz)									
5725.00	46.96	H	1.5	32.21	-26.54		74.00	52.63	21.37
5725.00	53.87	V	1.5	32.21	-26.54		74.00	59.54	14.46
5850.00	48.09	H	1.5	32.42	-26.49		74.00	54.02	19.98
5850.00	54.75	V	1.5	32.42	-26.49		74.00	60.68	13.32
11590.00	49.25	H	1.5	39.86	-42.01		74.00	47.10	26.90
11590.00	49.67	V	1.5	39.86	-42.01		74.00	47.52	26.48
AV(RBW: 1 MHz VBW: 3 MHz)									
5725.00	36.00	H	1.5	32.21	-26.54	7.725	54.00	49.40	4.60
5725.00	36.45	V	1.5	32.21	-26.54	7.725	54.00	49.85	4.16
5850.00	35.97	H	1.8	32.42	-26.49	7.725	54.00	49.63	4.37
5850.00	36.82	V	1.5	32.42	-26.49	7.725	54.00	50.48	3.52
11590.00	35.88	H	1.8	39.86	-42.01	7.725	54.00	41.46	12.55
11590.00	36.00	V	1.5	39.86	-42.01	7.725	54.00	41.58	12.43

Remark

H : Horizontal, V : Vertical TEST MODE : CH : 159 - 5 795 MHz (x postion)

*Measurement Distance: 3 m
*The TX signal wasn't detected from 5th harmonics.
*Checked in all 3 axis and the maximum measured data were reported.(Worst data is X axis of position)
*Total = Reading Value + Antenna Factor + Cable Loss - Amp Gain + Duty Cycle Correction
*This test was radiated up to 40.0 GHz but no noise was measured.

802.11ac(VHT80)_UNII-3_ANT0_CH 155

Frequency (MHz)	Reading (dB ㎶)	Position (V/H)	Height (m)	Correction Factor		Duty Cycle Correction(dB)	Result Value		
				Ant Factor (dB)	AMP & Cable (dB)		Limit (dB ㎶/m)	Result (dB ㎶/m)	Margin (dB)
PEAK(RBW: 1 MHz VBW: 3 MHz)									
5725.00	58.34	H	1.5	32.21	-26.54		74.00	64.01	9.99
5725.00	66.76	V	1.5	32.21	-26.54		74.00	72.43	1.57
5850.00	57.09	H	1.5	32.42	-26.49		74.00	63.02	10.98
5850.00	65.33	V	1.5	32.42	-26.49		74.00	71.26	2.74
11550.00	48.97	H	1.5	39.97	-42.06		74.00	46.88	27.12
11550.00	49.52	V	1.5	39.97	-42.06		74.00	47.43	26.57
AV(RBW: 1 MHz VBW: 3 MHz)									
5725.00	36.82	H	1.5	32.21	-26.54	10.476	54.00	52.97	1.03
5725.00	36.85	V	1.5	32.21	-26.54	10.476	54.00	53.00	1.00
5850.00	36.56	H	1.8	32.42	-26.49	10.476	54.00	52.97	1.03
5850.00	36.06	V	1.5	32.42	-26.49	10.476	54.00	52.47	1.53
11550.00	35.86	H	1.8	39.97	-42.06	10.476	54.00	44.25	9.75
11550.00	36.05	V	1.5	39.97	-42.06	10.476	54.00	44.44	9.56

Remark	H : Horizontal, V : Vertical TEST MODE : CH : 155 -5 775 MHz (x postion) *Measurement Distance: 3 m *The TX signal wasn't detected from 5th harmonics. *Checked in all 3 axis and the maximum measured data were reported.(Worst data is X axis of position) *Total = Reading Value + Antenna Factor + Cable Loss - Amp Gain + Duty Cycle Correction *This test was radiated up to 40.0 GHz but no noise was measured.

802.11ac(VHT80)_UNII-3_ANT1_CH 155

Frequency (MHz)	Reading (dB ㎶)	Position (V/H)	Height (m)	Correction Factor		Duty Cycle Correction(dB)	Result Value		
				Ant Factor (dB)	AMP & Cable (dB)		Limit (dB ㎶/m)	Result (dB ㎶/m)	Margin (dB)
PEAK(RBW: 1 MHz VBW: 3 MHz)									
5725.00	57.13	H	1.5	32.21	-26.54		74.00	62.80	11.20
5725.00	64.38	V	1.5	32.21	-26.54		74.00	70.05	3.95
5850.00	55.04	H	1.5	32.42	-26.49		74.00	60.97	13.03
5850.00	64.37	V	1.5	32.42	-26.49		74.00	70.30	3.70
11550.00	49.02	H	1.5	39.97	-42.06		74.00	46.93	27.07
11550.00	50.01	V	1.5	39.97	-42.06		74.00	47.92	26.08
AV(RBW: 1 MHz VBW: 3 MHz)									
5725.00	36.57	H	1.5	32.21	-26.54	10.476	54.00	52.72	1.28
5725.00	36.23	V	1.5	32.21	-26.54	10.476	54.00	52.38	1.62
5850.00	36.36	H	1.8	32.42	-26.49	10.476	54.00	52.77	1.23
5850.00	36.69	V	1.5	32.42	-26.49	10.476	54.00	53.10	0.90
11550.00	35.81	H	1.8	39.97	-42.06	10.476	54.00	44.20	9.80
11550.00	36.04	V	1.5	39.97	-42.06	10.476	54.00	44.43	9.57

Remark	H : Horizontal, V : Vertical TEST MODE : CH : 155 -5 775 MHz (x postion) *Measurement Distance: 3 m *The TX signal wasn't detected from 5th harmonics. *Checked in all 3 axis and the maximum measured data were reported.(Worst data is X axis of position) *Total = Reading Value + Antenna Factor + Cable Loss - Amp Gain + Duty Cycle Correction *This test was radiated up to 40.0 GHz but no noise was measured.

802.11ac(VHT80)_UNII-3_MIMO_CH 155

Frequency (MHz)	Reading (dB ㎶)	Position (V/H)	Height (m)	Correction Factor		Duty Cycle Correction(dB)	Result Value		
				Ant Factor (dB)	AMP & Cable (dB)		Limit (dB ㎶/m)	Result (dB ㎶/m)	Margin (dB)
PEAK(RBW: 1 MHz VBW: 3 MHz)									
5725.00	50.84	H	1.5	32.21	-26.54		74.00	56.51	17.49
5725.00	60.74	V	1.5	32.21	-26.54		74.00	66.41	7.59
5850.00	50.47	H	1.5	32.42	-26.49		74.00	56.40	17.60
5850.00	59.38	V	1.5	32.42	-26.49		74.00	65.31	8.69
11550.00	49.21	H	1.5	39.97	-42.06		74.00	47.12	26.88
11550.00	49.87	V	1.5	39.97	-42.06		74.00	47.78	26.22
AV(RBW: 1 MHz VBW: 3 MHz)									
5725.00	36.24	H	1.5	32.21	-26.54	10.476	54.00	52.39	1.61
5725.00	36.23	V	1.5	32.21	-26.54	10.476	54.00	52.38	1.62
5850.00	36.21	H	1.8	32.42	-26.49	10.476	54.00	52.62	1.38
5850.00	36.69	V	1.5	32.42	-26.49	10.476	54.00	53.10	0.90
11550.00	35.74	H	1.8	39.97	-42.06	10.476	54.00	44.13	9.87
11550.00	36.00	V	1.5	39.97	-42.06	10.476	54.00	44.39	9.61

Remark	H : Horizontal, V : Vertical TEST MODE : CH : 155 -5 775 MHz (x postion) *Measurement Distance: 3 m *The TX signal wasn't detected from 5th harmonics. *Checked in all 3 axis and the maximum measured data were reported.(Worst data is X axis of position) *Total = Reading Value + Antenna Factor + Cable Loss - Amp Gain + Duty Cycle Correction *This test was radiated up to 40.0 GHz but no noise was measured.

802.11ax(HE20)_UNII-3_ANT0_CH 149

Frequency (MHz)	Reading (dB μV)	Position (V/H)	Height (m)	Correction Factor		Duty Cycle Correction(dB)	Result Value		
				Ant Factor (dB)	AMP & Cable (dB)		Limit (dB μV/m)	Result (dB μV/m)	Margin (dB)
PEAK(RBW: 1 MHz VBW: 3 MHz)									
5725.00	55.48	H	1.5	32.21	-26.54		74.00	61.15	12.85
5725.00	66.22	V	1.5	32.21	-26.54		74.00	71.89	2.11
5850.00	47.91	H	1.5	32.42	-26.49		74.00	53.84	20.16
5850.00	47.88	V	1.5	32.42	-26.49		74.00	53.81	20.19
11490.00	48.11	H	1.5	40.80	-42.46		74.00	46.45	27.55
11490.00	49.00	V	1.5	40.80	-42.46		74.00	47.34	26.66
AV(RBW: 1 MHz VBW: 3 MHz)									
5725.00	36.95	H	1.5	32.21	-26.54	5.783	54.00	48.40	5.60
5725.00	40.35	V	1.5	32.21	-26.54	5.783	54.00	51.80	2.20
5850.00	35.94	H	1.5	32.42	-26.49	5.783	54.00	47.65	6.35
5850.00	36.22	V	1.5	32.42	-26.49	5.783	54.00	47.93	6.07
11490.00	35.66	H	1.5	40.80	-42.46	5.783	54.00	39.78	14.22
11490.00	36.01	V	1.5	40.80	-42.46	5.783	54.00	40.13	13.87

Remark	H : Horizontal, V : Vertical TEST MODE : CH : 149 - 5 745 MHz (x postion) *Measurement Distance: 3 m *The TX signal wasn't detected from 5th harmonics. *Checked in all 3 axis and the maximum measured data were reported.(Worst data is X axis of position) *Total = Reading Value + Antenna Factor + Cable Loss - Amp Gain + Duty Cycle Correction *This test was radiated up to 40.0 GHz but no noise was measured.

802.11ax(HE20)_UNII-3_ANT0_CH 157

Frequency (MHz)	Reading (dB ㎶)	Position (V/H)	Height (m)	Correction Factor		Duty Cycle Correction(dB)	Result Value		
				Ant Factor (dB)	AMP & Cable (dB)		Limit (dB ㎶/m)	Result (dB ㎶/m)	Margin (dB)
PEAK(RBW: 1 MHz VBW: 3 MHz)									
11570.00	48.15	H	1.6	39.91	-42.03		74.00	46.03	27.97
11570.00	49.05	V	1.6	39.91	-42.03		74.00	46.93	27.07
AV(RBW: 1 MHz VBW: 3 MHz)									
11570.00	35.68	H	1.6	39.91	-42.03	5.783	54.00	39.34	14.66
11570.00	36.22	V	1.6	39.91	-42.03	5.783	54.00	39.88	14.12

Remark	H : Horizontal, V : Vertical TEST MODE : CH : 157 - 5 785 MHz (x postion) *Measurement Distance: 3 m *The TX signal wasn't detected from 5th harmonics. *Checked in all 3 axis and the maximum measured data were reported.(Worst data is X axis of position) *Total = Reading Value + Antenna Factor + Cable Loss - Amp Gain + Duty Cycle Correction *This test was radiated up to 40.0 GHz but no noise was measured.

802.11ax(HE20)_UNII-3_ANT0_CH 165

Frequency (MHz)	Reading (dB ㎶)	Position (V/H)	Height (m)	Correction Factor		Duty Cycle Correction(dB)	Result Value		
				Ant Factor (dB)	AMP & Cable (dB)		Limit (dB ㎶/m)	Result (dB ㎶/m)	Margin (dB)
PEAK(RBW: 1 MHz VBW: 3 MHz)									
5725.00	46.62	H	1.5	32.21	-26.54		74.00	52.29	21.71
5725.00	46.47	V	1.5	32.21	-26.54		74.00	52.14	21.86
5850.00	48.33	H	1.5	32.42	-26.49		74.00	54.26	19.74
5850.00	59.70	V	1.5	32.42	-26.49		74.00	65.63	8.37
11650.00	49.58	H	1.5	39.71	-41.92		74.00	47.37	26.63
11650.00	49.98	V	1.5	39.71	-41.92		74.00	47.77	26.23
AV(RBW: 1 MHz VBW: 3 MHz)									
5725.00	35.92	H	1.5	32.21	-26.54	5.783	54.00	47.37	6.63
5725.00	37.50	V	1.5	32.21	-26.54	5.783	54.00	48.95	5.05
5850.00	35.98	H	1.5	32.42	-26.49	5.783	54.00	47.69	6.31
5850.00	38.28	V	1.5	32.42	-26.49	5.783	54.00	49.99	4.01
11650.00	35.79	H	1.5	39.71	-41.92	5.783	54.00	39.36	14.64
11650.00	36.05	V	1.5	39.71	-41.92	5.783	54.00	39.62	14.38

Remark	H : Horizontal, V : Vertical TEST MODE : CH : 165 -5 825 MHz (x postion) *Measurement Distance: 3 m *The TX signal wasn't detected from 5th harmonics. *Checked in all 3 axis and the maximum measured data were reported.(Worst data is X axis of position) *Total = Reading Value + Antenna Factor + Cable Loss - Amp Gain + Duty Cycle Correction *This test was radiated up to 40.0 GHz but no noise was measured.

802.11ax(HE20)_UNII-3_ANT1_CH 149

Frequency (MHz)	Reading (dB ㎶)	Position (V/H)	Height (m)	Correction Factor		Duty Cycle Correction(dB)	Result Value		
				Ant Factor (dB)	AMP & Cable (dB)		Limit (dB ㎶/m)	Result (dB ㎶/m)	Margin (dB)
PEAK(RBW: 1 MHz VBW: 3 MHz)									
5725.00	54.08	H	1.5	32.21	-26.54		74.00	59.75	14.25
5725.00	62.72	V	1.5	32.21	-26.54		74.00	68.39	5.61
5850.00	46.78	H	1.5	32.42	-26.49		74.00	52.71	21.29
5850.00	46.77	V	1.5	32.42	-26.49		74.00	52.70	21.30
11490.00	48.58	H	1.5	40.80	-42.46		74.00	46.92	27.08
11490.00	49.18	V	1.5	40.80	-42.46		74.00	47.52	26.48
AV(RBW: 1 MHz VBW: 3 MHz)									
5725.00	36.73	H	1.5	32.21	-26.54	5.783	54.00	48.18	5.82
5725.00	38.66	V	1.5	32.21	-26.54	5.783	54.00	50.11	3.89
5850.00	35.92	H	1.5	32.42	-26.49	5.783	54.00	47.63	6.37
5850.00	36.09	V	1.5	32.42	-26.49	5.783	54.00	47.80	6.20
11490.00	36.00	H	1.5	40.80	-42.46	5.783	54.00	40.12	13.88
11490.00	36.20	V	1.5	40.80	-42.46	5.783	54.00	40.32	13.68

Remark

H : Horizontal, V : Vertical TEST MODE : CH : 149 - 5 745 MHz (x postion)

*Measurement Distance: 3 m
*The TX signal wasn't detected from 5th harmonics.
*Checked in all 3 axis and the maximum measured data were reported.(Worst data is X axis of position)
*Total = Reading Value + Antenna Factor + Cable Loss - Amp Gain + Duty Cycle Correction
*This test was radiated up to 40.0 GHz but no noise was measured.

802.11ax(HE20)_UNII-3_ANT1_CH 157

Frequency (MHz)	Reading (dB ㎶)	Position (V/H)	Height (m)	Correction Factor		Duty Cycle Correction(dB)	Result Value		
				Ant Factor (dB)	AMP & Cable (dB)		Limit (dB ㎶/m)	Result (dB ㎶/m)	Margin (dB)
PEAK(RBW: 1 MHz VBW: 3 MHz)									
11570.00	48.67	H	1.6	39.91	-42.03		74.00	46.55	27.45
11570.00	49.11	V	1.6	39.91	-42.03		74.00	46.99	27.01
AV(RBW: 1 MHz VBW: 3 MHz)									
11570.00	36.01	H	1.6	39.91	-42.03	5.783	54.00	39.67	14.33
11570.00	36.15	V	1.6	39.91	-42.03	5.783	54.00	39.81	14.19

Remark	H : Horizontal, V : Vertical TEST MODE : CH : 157 - 5 785 MHz (x postion) *Measurement Distance: 3 m *The TX signal wasn't detected from 5th harmonics. *Checked in all 3 axis and the maximum measured data were reported.(Worst data is X axis of position) *Total = Reading Value + Antenna Factor + Cable Loss - Amp Gain + Duty Cycle Correction *This test was radiated up to 40.0 GHz but no noise was measured.

802.11ax(HE20)_UNII-3_ANT1_CH 165

Frequency (MHz)	Reading (dB ㎶)	Position (V/H)	Height (m)	Correction Factor		Duty Cycle Correction(dB)	Result Value		
				Ant Factor (dB)	AMP & Cable (dB)		Limit (dB ㎶/m)	Result (dB ㎶/m)	Margin (dB)
PEAK(RBW: 1 MHz VBW: 3 MHz)									
5725.00	48.03	H	1.5	32.21	-26.54		74.00	53.70	20.30
5725.00	48.58	V	1.5	32.21	-26.54		74.00	54.25	19.75
5850.00	48.79	H	1.5	32.42	-26.49		74.00	54.72	19.28
5850.00	51.60	V	1.5	32.42	-26.49		74.00	57.53	16.47
11650.00	49.85	H	1.5	39.71	-41.92		74.00	47.64	26.36
11650.00	50.06	V	1.5	39.71	-41.92		74.00	47.85	26.15
AV(RBW: 1 MHz VBW: 3 MHz)									
5725.00	37.39	H	1.5	32.21	-26.54	5.783	54.00	48.84	5.16
5725.00	37.45	V	1.5	32.21	-26.54	5.783	54.00	48.90	5.10
5850.00	37.46	H	1.5	32.42	-26.49	5.783	54.00	49.17	4.83
5850.00	38.11	V	1.5	32.42	-26.49	5.783	54.00	49.82	4.18
11650.00	36.01	H	1.5	39.71	-41.92	5.783	54.00	39.58	14.42
11650.00	36.06	V	1.5	39.71	-41.92	5.783	54.00	39.63	14.37
Remark	H : Horizontal, V : Vertical TEST MODE : CH : 165 -5 825 MHz (x postion) *Measurement Distance: 3 m *The TX signal wasn't detected from 5th harmonics. *Checked in all 3 axis and the maximum measured data were reported.(Worst data is X axis of position) *Total = Reading Value + Antenna Factor + Cable Loss - Amp Gain + Duty Cycle Correction *This test was radiated up to 40.0 GHz but no noise was measured.								

802.11ax(HE20)_UNII-3_MIMO_CH 149

Frequency (MHz)	Reading (dB ㎶)	Position (V/H)	Height (m)	Correction Factor		Duty Cycle Correction(dB)	Result Value		
				Ant Factor (dB)	AMP & Cable (dB)		Limit (dB ㎶/m)	Result (dB ㎶/m)	Margin (dB)
PEAK(RBW: 1 MHz VBW: 3 MHz)									
5725.00	48.94	H	1.5	32.21	-26.54		74.00	54.61	19.39
5725.00	60.35	V	1.5	32.21	-26.54		74.00	66.02	7.98
5850.00	47.15	H	1.5	32.42	-26.49		74.00	53.08	20.92
5850.00	47.80	V	1.5	32.42	-26.49		74.00	53.73	20.27
11490.00	48.37	H	1.5	40.80	-42.46		74.00	46.71	27.29
11490.00	49.05	V	1.5	40.80	-42.46		74.00	47.39	26.61
AV(RBW: 1 MHz VBW: 3 MHz)									
5725.00	36.51	H	1.5	32.21	-26.54	5.783	54.00	47.96	6.04
5725.00	38.69	V	1.5	32.21	-26.54	5.783	54.00	50.14	3.86
5850.00	35.92	H	1.5	32.42	-26.49	5.783	54.00	47.63	6.37
5850.00	36.19	V	1.5	32.42	-26.49	5.783	54.00	47.90	6.10
11490.00	36.00	H	1.5	40.80	-42.46	5.783	54.00	40.12	13.88
11490.00	36.03	V	1.5	40.80	-42.46	5.783	54.00	40.15	13.85

Remark	H : Horizontal, V : Vertical TEST MODE : CH : 149 - 5 745 MHz (x postion) *Measurement Distance: 3 m *The TX signal wasn't detected from 5th harmonics. *Checked in all 3 axis and the maximum measured data were reported.(Worst data is X axis of position) *Total = Reading Value + Antenna Factor + Cable Loss - Amp Gain + Duty Cycle Correction *This test was radiated up to 40.0 GHz but no noise was measured.

802.11ax(HE20)_UNII-3_MIMO_CH 157

Frequency (MHz)	Reading (dB ㎶)	Position (V/H)	Height (m)	Correction Factor		Duty Cycle Correction(dB)	Result Value		
				Ant Factor (dB)	AMP & Cable (dB)		Limit (dB ㎶/m)	Result (dB ㎶/m)	Margin (dB)
PEAK(RBW: 1 MHz VBW: 3 MHz)									
11570.00	48.22	H	1.6	39.91	-42.03		74.00	46.10	27.90
11570.00	48.91	V	1.6	39.91	-42.03		74.00	46.79	27.21
AV(RBW: 1 MHz VBW: 3 MHz)									
11570.00	36.11	H	1.6	39.91	-42.03	5.783	54.00	39.77	14.23
11570.00	36.18	V	1.6	39.91	-42.03	5.783	54.00	39.84	14.16

Remark	H : Horizontal, V : Vertical TEST MODE : CH : 157 - 5 785 MHz (x postion) *Measurement Distance: 3 m *The TX signal wasn't detected from 5th harmonics. *Checked in all 3 axis and the maximum measured data were reported.(Worst data is X axis of position) *Total = Reading Value + Antenna Factor + Cable Loss - Amp Gain + Duty Cycle Correction *This test was radiated up to 40.0 GHz but no noise was measured.

802.11ax(HE20)_UNII-3_MIMO_CH 165

Frequency (MHz)	Reading (dB μV)	Position (V/H)	Height (m)	Correction Factor		Duty Cycle Correction(dB)	Result Value		
				Ant Factor (dB)	AMP & Cable (dB)		Limit (dB μV/m)	Result (dB μV/m)	Margin (dB)
PEAK(RBW: 1 MHz VBW: 3 MHz)									
5725.00	48.35	H	1.5	32.21	-26.54		74.00	54.02	19.98
5725.00	46.90	V	1.5	32.21	-26.54		74.00	52.57	21.43
5850.00	49.36	H	1.5	32.42	-26.49		74.00	55.29	18.71
5850.00	54.34	V	1.5	32.42	-26.49		74.00	60.27	13.73
11650.00	47.88	H	1.5	39.71	-41.92		74.00	45.67	28.33
11650.00	48.52	V	1.5	39.71	-41.92		74.00	46.31	27.69
AV(RBW: 1 MHz VBW: 3 MHz)									
5725.00	37.36	H	1.5	32.21	-26.54	5.783	54.00	48.81	5.19
5725.00	37.52	V	1.5	32.21	-26.54	5.783	54.00	48.97	5.03
5850.00	37.43	H	1.5	32.42	-26.49	5.783	54.00	49.14	4.86
5850.00	38.15	V	1.5	32.42	-26.49	5.783	54.00	49.86	4.14
11650.00	36.03	H	1.5	39.71	-41.92	5.783	54.00	39.60	14.40
11650.00	36.07	V	1.5	39.71	-41.92	5.783	54.00	39.64	14.36

Remark	H : Horizontal, V : Vertical TEST MODE : CH : 165 -5 825 MHz (x postion) *Measurement Distance: 3 m *The TX signal wasn't detected from 5th harmonics. *Checked in all 3 axis and the maximum measured data were reported.(Worst data is X axis of position) *Total = Reading Value + Antenna Factor + Cable Loss - Amp Gain + Duty Cycle Correction *This test was radiated up to 40.0 GHz but no noise was measured.

802.11ax(HE40)_UNII-3_ANT0_CH 151

Frequency (MHz)	Reading (dB ㎶)	Position (V/H)	Height (m)	Correction Factor		Duty Cycle Correction(dB)	Result Value		
				Ant Factor (dB)	AMP & Cable (dB)		Limit (dB ㎶/m)	Result (dB ㎶/m)	Margin (dB)
PEAK(RBW: 1 MHz VBW: 3 MHz)									
5725.00	48.30	H	1.6	32.21	-26.54		74.00	53.97	20.03
5725.00	54.63	V	1.5	32.21	-26.54		74.00	60.30	13.70
5850.00	47.65	H	1.6	32.42	-26.49		74.00	53.58	20.42
5850.00	48.35	V	1.5	32.42	-26.49		74.00	54.28	19.72
11510.00	48.52	H	1.5	40.07	-42.12		74.00	46.47	27.53
11510.00	49.02	V	1.5	40.07	-42.12		74.00	46.97	27.03
AV(RBW: 1 MHz VBW: 3 MHz)									
5725.00	37.48	H	1.6	32.21	-26.54	8.436	54.00	51.59	2.41
5725.00	38.69	V	1.5	32.21	-26.54	8.436	54.00	52.80	1.20
5850.00	37.33	H	1.6	32.42	-26.49	8.436	54.00	51.70	2.30
5850.00	37.40	V	1.5	32.42	-26.49	8.436	54.00	51.77	2.23
11510.00	35.87	H	1.5	40.07	-42.12	8.436	54.00	42.26	11.74
11510.00	35.90	V	1.5	40.07	-42.12	8.436	54.00	42.29	11.71

Remark	H : Horizontal, V : Vertical TEST MODE : CH : 151 -5 755 MHz (x postion) *Measurement Distance: 3 m *The TX signal wasn't detected from 5th harmonics. *Checked in all 3 axis and the maximum measured data were reported.(Worst data is X axis of position) *Total = Reading Value + Antenna Factor + Cable Loss - Amp Gain + Duty Cycle Correction *This test was radiated up to 40.0 GHz but no noise was measured.

802.11ax(HE40)_UNII-3_ANT0_CH 159

Frequency (MHz)	Reading (dB μV)	Position (V/H)	Height (m)	Correction Factor		Duty Cycle Correction(dB)	Result Value		
				Ant Factor (dB)	AMP & Cable (dB)		Limit (dB μV/m)	Result (dB μV/m)	Margin (dB)
PEAK(RBW: 1 MHz VBW: 3 MHz)									
5725.00	47.45	H	1.6	32.21	-26.54		74.00	53.12	20.88
5725.00	49.07	V	1.5	32.21	-26.54		74.00	54.74	19.26
5850.00	48.01	H	1.6	32.42	-26.49		74.00	53.94	20.06
5850.00	50.10	V	1.5	32.42	-26.49		74.00	56.03	17.97
11590.00	48.00	H	1.5	39.86	-42.01		74.00	45.85	28.15
11590.00	48.59	V	1.5	39.86	-42.01		74.00	46.44	27.56
AV(RBW: 1 MHz VBW: 3 MHz)									
5725.00	37.35	H	1.6	32.21	-26.54	8.436	54.00	51.46	2.54
5725.00	37.58	V	1.5	32.21	-26.54	8.436	54.00	51.69	2.31
5850.00	37.35	H	1.6	32.42	-26.49	8.436	54.00	51.72	2.28
5850.00	37.78	V	1.5	32.42	-26.49	8.436	54.00	52.15	1.85
11590.00	35.77	H	1.5	39.86	-42.01	8.436	54.00	42.06	11.94
11590.00	35.80	V	1.5	39.86	-42.01	8.436	54.00	42.09	11.91

Remark

H : Horizontal, V : Vertical TEST MODE : CH : 159 - 5 795 MHz (x postion)

*Measurement Distance: 3 m
*The TX signal wasn't detected from 5th harmonics.
*Checked in all 3 axis and the maximum measured data were reported.(Worst data is X axis of position)
*Total = Reading Value + Antenna Factor + Cable Loss - Amp Gain + Duty Cycle Correction
*This test was radiated up to 40.0 GHz but no noise was measured.

802.11ax(HE40)_UNII-3_ANT1_CH 151

Frequency (MHz)	Reading (dB ㎶)	Position (V/H)	Height (m)	Correction Factor		Duty Cycle Correction(dB)	Result Value		
				Ant Factor (dB)	AMP & Cable (dB)		Limit (dB ㎶/m)	Result (dB ㎶/m)	Margin (dB)
PEAK(RBW: 1 MHz VBW: 3 MHz)									
5725.00	48.53	H	1.6	32.21	-26.54		74.00	54.20	19.80
5725.00	53.07	V	1.5	32.21	-26.54		74.00	58.74	15.26
5850.00	47.86	H	1.6	32.42	-26.49		74.00	53.79	20.21
5850.00	48.34	V	1.5	32.42	-26.49		74.00	54.27	19.73
11510.00	48.77	H	1.5	40.07	-42.12		74.00	46.72	27.28
11510.00	48.92	V	1.5	40.07	-42.12		74.00	46.87	27.13
AV(RBW: 1 MHz VBW: 3 MHz)									
5725.00	37.51	H	1.6	32.21	-26.54	8.436	54.00	51.62	2.38
5725.00	38.18	V	1.5	32.21	-26.54	8.436	54.00	52.29	1.71
5850.00	37.28	H	1.6	32.42	-26.49	8.436	54.00	51.65	2.35
5850.00	37.41	V	1.5	32.42	-26.49	8.436	54.00	51.78	2.22
11510.00	35.90	H	1.5	40.07	-42.12	8.436	54.00	42.29	11.71
11510.00	36.00	V	1.5	40.07	-42.12	8.436	54.00	42.39	11.61

Remark	H : Horizontal, V : Vertical TEST MODE : CH : 151 -5 755 MHz (x postion) *Measurement Distance: 3 m *The TX signal wasn't detected from 5th harmonics. *Checked in all 3 axis and the maximum measured data were reported.(Worst data is X axis of position) *Total = Reading Value + Antenna Factor + Cable Loss - Amp Gain + Duty Cycle Correction *This test was radiated up to 40.0 GHz but no noise was measured.

802.11ax(HE40)_UNII-3_ANT1_CH 159

Frequency (MHz)	Reading (dB ㎶)	Position (V/H)	Height (m)	Correction Factor		Duty Cycle Correction(dB)	Result Value		
				Ant Factor (dB)	AMP & Cable (dB)		Limit (dB ㎶/m)	Result (dB ㎶/m)	Margin (dB)
PEAK(RBW: 1 MHz VBW: 3 MHz)									
5725.00	48.50	H	1.6	32.21	-26.54		74.00	54.17	19.83
5725.00	49.54	V	1.5	32.21	-26.54		74.00	55.21	18.79
5850.00	48.54	H	1.6	32.42	-26.49		74.00	54.47	19.53
5850.00	49.86	V	1.5	32.42	-26.49		74.00	55.79	18.21
11590.00	48.25	H	1.5	39.86	-42.01		74.00	46.10	27.90
11590.00	48.50	V	1.5	39.86	-42.01		74.00	46.35	27.65
AV(RBW: 1 MHz VBW: 3 MHz)									
5725.00	37.41	H	1.6	32.21	-26.54	8.436	54.00	51.52	2.48
5725.00	37.53	V	1.5	32.21	-26.54	8.436	54.00	51.64	2.36
5850.00	37.38	H	1.6	32.42	-26.49	8.436	54.00	51.75	2.25
5850.00	37.62	V	1.5	32.42	-26.49	8.436	54.00	51.99	2.01
11590.00	35.87	H	1.5	39.86	-42.01	8.436	54.00	42.16	11.84
11590.00	35.91	V	1.5	39.86	-42.01	8.436	54.00	42.20	11.80

Remark	H : Horizontal, V : Vertical TEST MODE : CH : 159 - 5 795 MHz (x postion) *Measurement Distance: 3 m *The TX signal wasn't detected from 5th harmonics. *Checked in all 3 axis and the maximum measured data were reported.(Worst data is X axis of position) *Total = Reading Value + Antenna Factor + Cable Loss - Amp Gain + Duty Cycle Correction *This test was radiated up to 40.0 GHz but no noise was measured.

802.11ax(HE40)_UNII-3_MIMO_CH 151

Frequency (MHz)	Reading (dB ㎶)	Position (V/H)	Height (m)	Correction Factor		Duty Cycle Correction(dB)	Result Value		
				Ant Factor (dB)	AMP & Cable (dB)		Limit (dB ㎶/m)	Result (dB ㎶/m)	Margin (dB)
PEAK(RBW: 1 MHz VBW: 3 MHz)									
5725.00	48.57	H	1.6	32.21	-26.54		74.00	54.24	19.76
5722.47	57.98	V	1.5	32.21	-26.54		74.00	63.65	10.35
5850.00	47.55	H	1.6	32.42	-26.49		74.00	53.48	20.52
5850.00	47.87	V	1.5	32.42	-26.49		74.00	53.80	20.20
11510.00	47.85	H	1.5	40.07	-42.12		74.00	45.80	28.20
11510.00	48.05	V	1.5	40.07	-42.12		74.00	46.00	28.00
AV(RBW: 1 MHz VBW: 3 MHz)									
5725.00	37.60	H	1.6	32.21	-26.54	8.436	54.00	51.71	2.29
5725.00	38.48	V	1.5	32.21	-26.54	8.436	54.00	52.59	1.41
5850.00	37.30	H	1.6	32.42	-26.49	8.436	54.00	51.67	2.33
5850.00	37.45	V	1.5	32.42	-26.49	8.436	54.00	51.82	2.18
11510.00	35.68	H	1.5	40.07	-42.12	8.436	54.00	42.07	11.93
11510.00	36.00	V	1.5	40.07	-42.12	8.436	54.00	42.39	11.61

Remark	H : Horizontal, V : Vertical TEST MODE : CH : 151 -5 755 MHz (x postion) *Measurement Distance: 3 m *The TX signal wasn't detected from 5th harmonics. *Checked in all 3 axis and the maximum measured data were reported.(Worst data is X axis of position) *Total = Reading Value + Antenna Factor + Cable Loss - Amp Gain + Duty Cycle Correction *This test was radiated up to 40.0 GHz but no noise was measured.

802.11ax(HE40)_UNII-3_MIMO_CH 159

Frequency (MHz)	Reading (dB ㎶)	Position (V/H)	Height (m)	Correction Factor		Duty Cycle Correction(dB)	Result Value		
				Ant Factor (dB)	AMP & Cable (dB)		Limit (dB ㎶/m)	Result (dB ㎶/m)	Margin (dB)
PEAK(RBW: 1 MHz VBW: 3 MHz)									
5725.00	47.87	H	1.6	32.21	-26.54		74.00	53.54	20.46
5725.00	48.58	V	1.5	32.21	-26.54		74.00	54.25	19.75
5850.00	48.47	H	1.6	32.42	-26.49		74.00	54.40	19.60
5850.00	50.85	V	1.5	32.42	-26.49		74.00	56.78	17.22
11590.00	48.05	H	1.5	39.86	-42.01		74.00	45.90	28.10
11590.00	48.67	V	1.5	39.86	-42.01		74.00	46.52	27.48
AV(RBW: 1 MHz VBW: 3 MHz)									
5725.00	37.41	H	1.6	32.21	-26.54	8.436	54.00	51.52	2.48
5725.00	37.64	V	1.5	32.21	-26.54	8.436	54.00	51.75	2.25
5850.00	37.40	H	1.6	32.42	-26.49	8.436	54.00	51.77	2.23
5850.00	37.58	V	1.5	32.42	-26.49	8.436	54.00	51.95	2.05
11590.00	36.11	H	1.5	39.86	-42.01	8.436	54.00	42.40	11.60
11590.00	36.18	V	1.5	39.86	-42.01	8.436	54.00	42.47	11.53

Remark

H : Horizontal, V : Vertical TEST MODE : CH : 159 - 5 795 MHz (x postion)

*Measurement Distance: 3 m
*The TX signal wasn't detected from 5th harmonics.
*Checked in all 3 axis and the maximum measured data were reported.(Worst data is X axis of position)
*Total = Reading Value + Antenna Factor + Cable Loss - Amp Gain + Duty Cycle Correction
*This test was radiated up to 40.0 GHz but no noise was measured.

802.11ax(HE80)_UNII-3_ANT0_CH 155

Frequency (MHz)	Reading (dB ㎶)	Position (V/H)	Height (m)	Correction Factor		Duty Cycle Correction(dB)	Result Value		
				Ant Factor (dB)	AMP & Cable (dB)		Limit (dB ㎶/m)	Result (dB ㎶/m)	Margin (dB)
PEAK(RBW: 1 MHz VBW: 3 MHz)									
5725.00	47.76	H	1.5	32.21	-26.54		74.00	53.43	20.57
5725.00	55.80	V	1.5	32.21	-26.54		74.00	61.47	12.53
5850.00	48.59	H	1.5	32.42	-26.49		74.00	54.52	19.48
5850.00	54.43	V	1.5	32.42	-26.49		74.00	60.36	13.64
11550.00	49.05	H	1.5	39.97	-42.06		74.00	46.96	27.04
11550.00	49.66	V	1.5	39.97	-42.06		74.00	47.57	26.43
AV(RBW: 1 MHz VBW: 3 MHz)									
5725.00	36.50	H	1.5	32.21	-26.54	10.745	54.00	52.92	1.08
5725.00	37.15	V	1.5	32.21	-26.54	10.745	54.00	53.57	0.44
5850.00	36.34	H	1.8	32.42	-26.49	10.745	54.00	53.02	0.98
5850.00	37.11	V	1.5	32.42	-26.49	10.745	54.00	53.79	0.21
11550.00	35.90	H	1.8	39.97	-42.06	10.745	54.00	44.56	9.45
11550.00	36.07	V	1.5	39.97	-42.06	10.745	54.00	44.73	9.28

Remark	H : Horizontal, V : Vertical TEST MODE : CH : 155 -5 775 MHz (x postion) *Measurement Distance: 3 m *The TX signal wasn't detected from 5th harmonics. *Checked in all 3 axis and the maximum measured data were reported.(Worst data is X axis of position) *Total = Reading Value + Antenna Factor + Cable Loss - Amp Gain + Duty Cycle Correction *This test was radiated up to 40.0 GHz but no noise was measured.

802.11ax(HE80)_UNII-3_ANT1_CH 155

Frequency (MHz)	Reading (dB ㎶)	Position (V/H)	Height (m)	Correction Factor		Duty Cycle Correction(dB)	Result Value		
				Ant Factor (dB)	AMP & Cable (dB)		Limit (dB ㎶/m)	Result (dB ㎶/m)	Margin (dB)
PEAK(RBW: 1 MHz VBW: 3 MHz)									
5725.00	48.38	H	1.5	32.21	-26.54		74.00	54.05	19.95
5725.00	52.84	V	1.5	32.21	-26.54		74.00	58.51	15.49
5850.00	49.57	H	1.5	32.42	-26.49		74.00	55.50	18.50
5850.00	50.85	V	1.5	32.42	-26.49		74.00	56.78	17.22
11550.00	48.15	H	1.5	39.97	-42.06		74.00	46.06	27.94
11550.00	48.67	V	1.5	39.97	-42.06		74.00	46.58	27.42
AV(RBW: 1 MHz VBW: 3 MHz)									
5725.00	36.44	H	1.5	32.21	-26.54	10.745	54.00	52.86	1.15
5725.00	36.72	V	1.5	32.21	-26.54	10.745	54.00	53.14	0.86
5850.00	36.39	H	1.8	32.42	-26.49	10.745	54.00	53.07	0.93
5850.00	36.71	V	1.5	32.42	-26.49	10.745	54.00	53.39	0.62
11550.00	35.81	H	1.8	39.97	-42.06	10.745	54.00	44.47	9.54
11550.00	36.04	V	1.5	39.97	-42.06	10.745	54.00	44.70	9.31

Remark	H : Horizontal, V : Vertical TEST MODE : CH : 155 -5 775 MHz (x postion) *Measurement Distance: 3 m *The TX signal wasn't detected from 5th harmonics. *Checked in all 3 axis and the maximum measured data were reported.(Worst data is X axis of position) *Total = Reading Value + Antenna Factor + Cable Loss - Amp Gain + Duty Cycle Correction *This test was radiated up to 40.0 GHz but no noise was measured.

802.11ax(HE80)_UNII-3_MIMO_CH 155

Frequency (MHz)	Reading (dB μV)	Position (V/H)	Height (m)	Correction Factor		Duty Cycle Correction(dB)	Result Value		
				Ant Factor (dB)	AMP & Cable (dB)		Limit (dB μV/m)	Result (dB μV/m)	Margin (dB)
PEAK(RBW: 1 MHz VBW: 3 MHz)									
5725.00	51.41	H	1.5	32.21	-26.54		74.00	57.08	16.92
5725.00	53.88	V	1.5	32.21	-26.54		74.00	59.55	14.45
5850.00	48.16	H	1.5	32.42	-26.49		74.00	54.09	19.91
5850.00	53.97	V	1.5	32.42	-26.49		74.00	59.90	14.10
11550.00	47.59	H	1.5	39.97	-42.06		74.00	45.50	28.50
11550.00	48.33	V	1.5	39.97	-42.06		74.00	46.24	27.76
AV(RBW: 1 MHz VBW: 3 MHz)									
5725.00	36.44	H	1.5	32.21	-26.54	10.745	54.00	52.86	1.15
5725.00	37.00	V	1.5	32.21	-26.54	10.745	54.00	53.42	0.58
5850.00	36.36	H	1.8	32.42	-26.49	10.745	54.00	53.04	0.96
5850.00	36.86	V	1.5	32.42	-26.49	10.745	54.00	53.54	0.46
11550.00	35.88	H	1.8	39.97	-42.06	10.745	54.00	44.54	9.47
11550.00	35.95	V	1.5	39.97	-42.06	10.745	54.00	44.61	9.40

Remark

H : Horizontal, V : Vertical TEST MODE : CH : 155 -5 775 MHz (x postion)

*Measurement Distance: 3 m
*The TX signal wasn't detected from 5th harmonics.
*Checked in all 3 axis and the maximum measured data were reported.(Worst data is X axis of position)
*Total = Reading Value + Antenna Factor + Cable Loss - Amp Gain + Duty Cycle Correction
*This test was radiated up to 40.0 GHz but no noise was measured.

Restricted Band Edges

Modulation: 802.11a_UNII-1_Ant0_CH 36

Detector mode : Peak

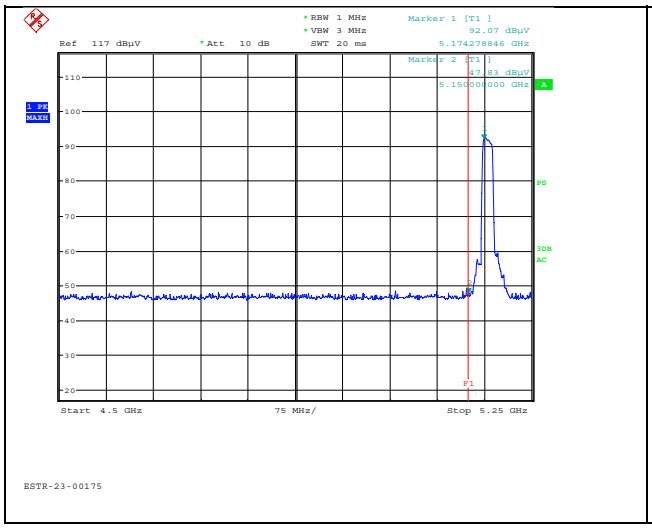

Polarity:Horizontal

Detector mode : Average

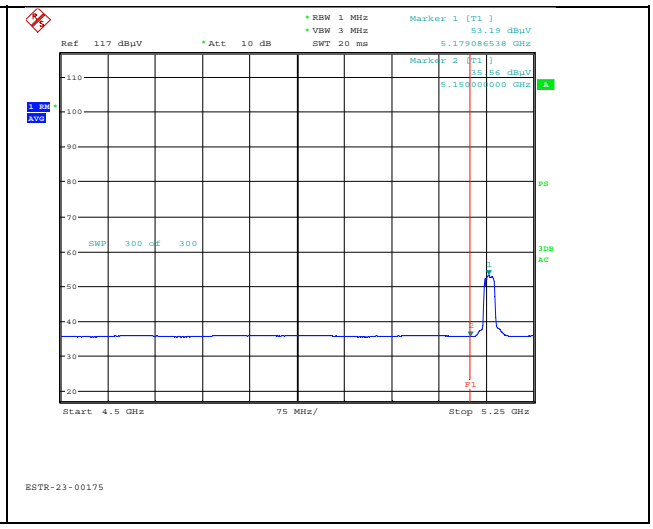

Polarity:Horizontal

Detector mode : Peak

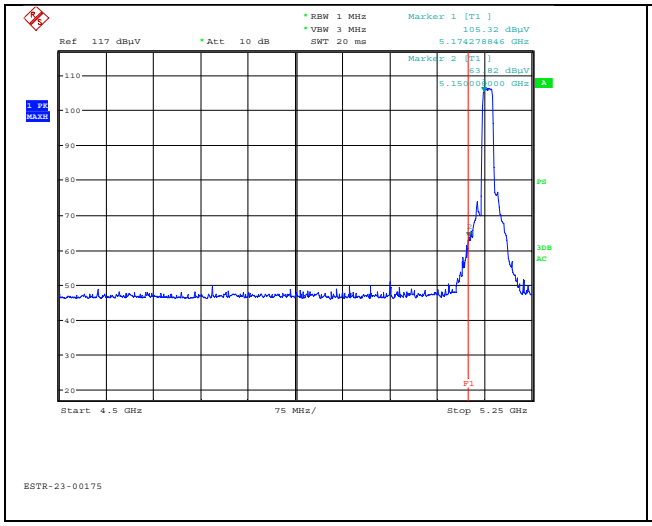

Polarity:Vertical

Detector mode : Average

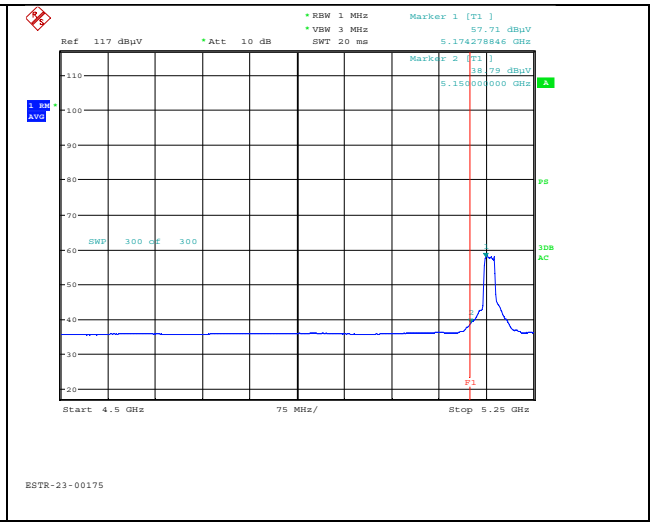

Polarity:Vertical

Modulation: 802.11a_UNII-2A_Ant0_CH 64

Detector mode : Peak

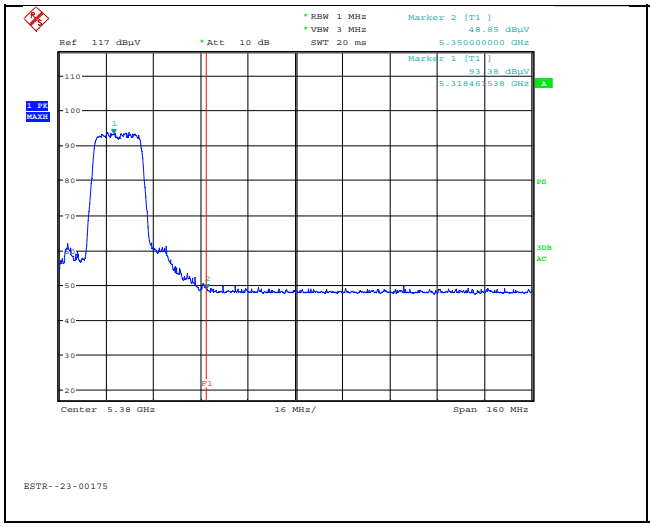

Polarity:Horizontal

Detector mode : Average

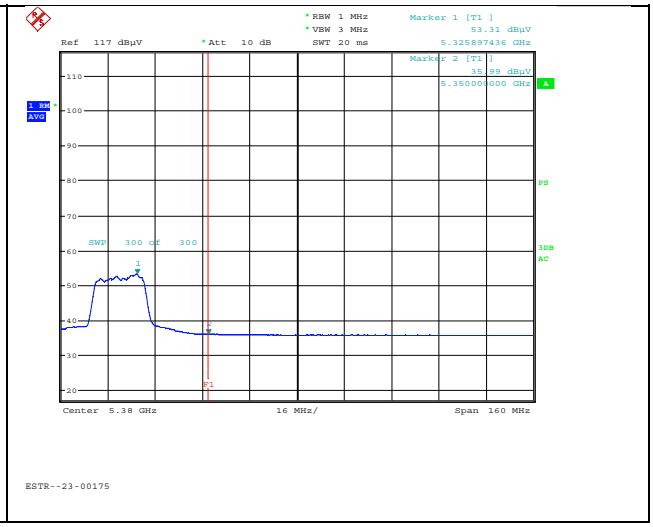

Polarity:Horizontal

Detector mode : Peak

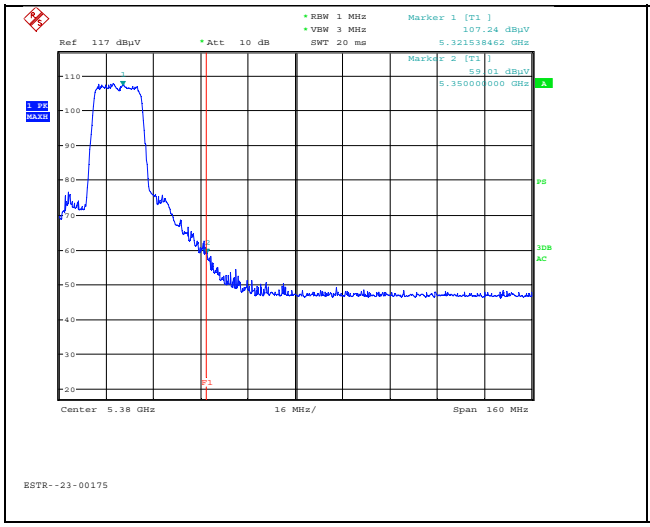

Polarity:Vertical

Detector mode : Average

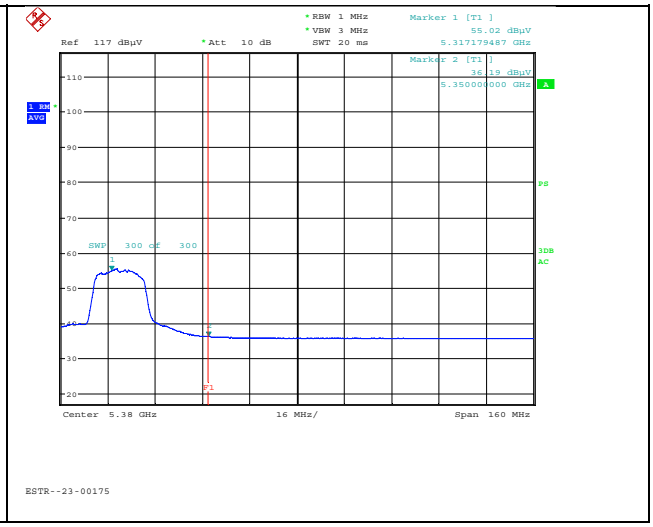

Polarity:Vertical

Modulation: 802.11a_UNII-1_Ant1_CH 36

Detector mode : Peak

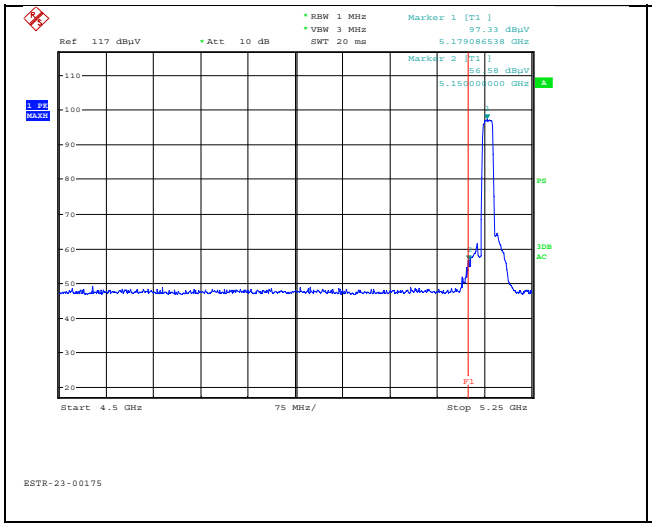

Polarity:Horizontal

Detector mode : Average

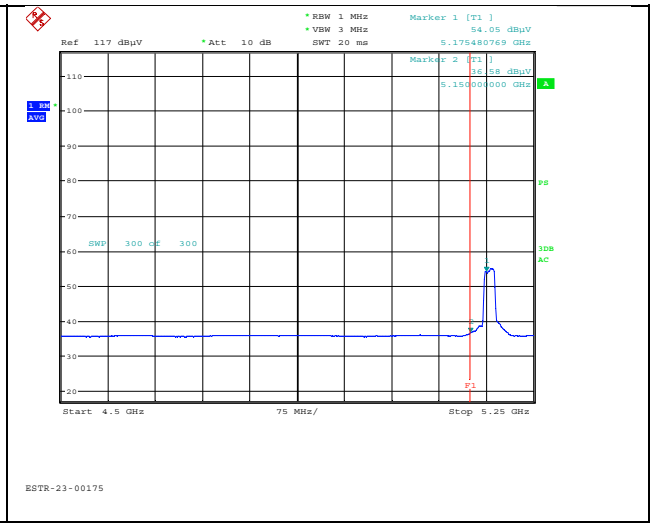

Polarity:Horizontal

Detector mode : Peak

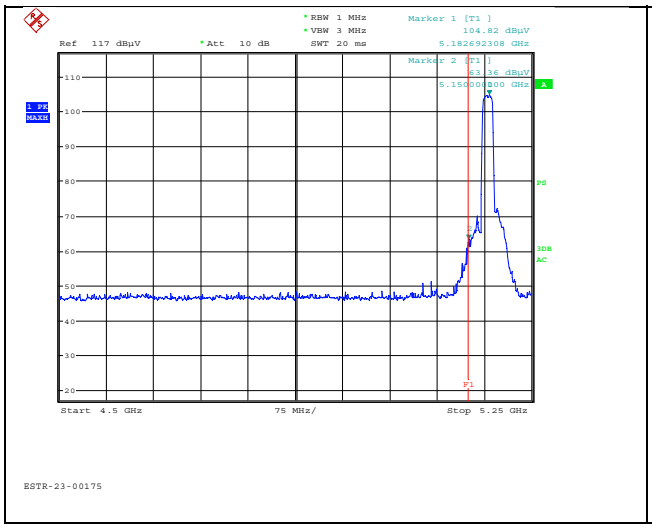

Polarity:Vertical

Detector mode : Average

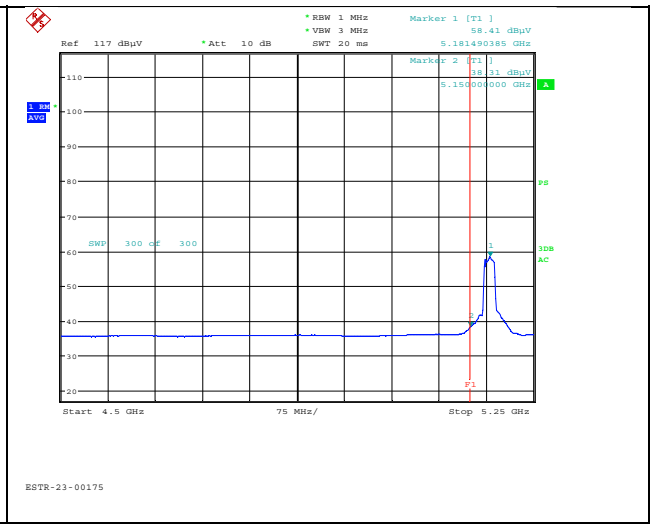

Polarity:Vertical

Modulation: 802.11a_UNII-2A_Ant1_CH 64

Detector mode : Peak

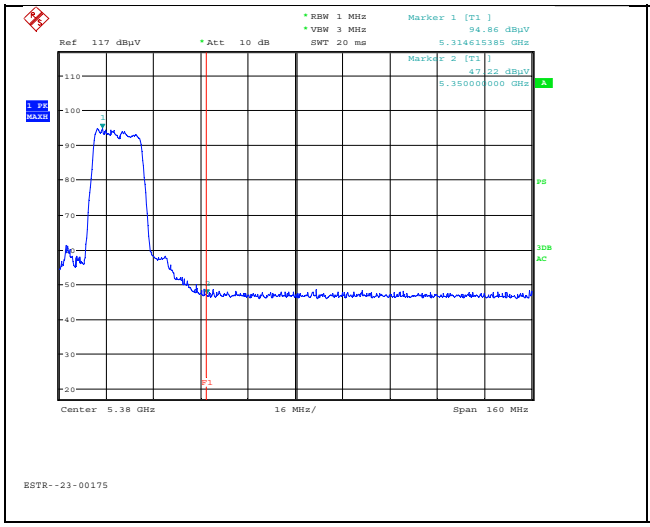

Polarity:Horizontal

Detector mode : Average

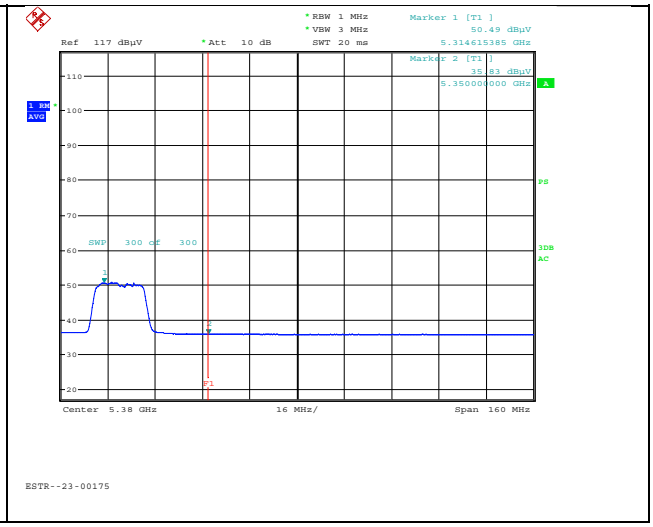

Polarity:Horizontal

Detector mode : Peak

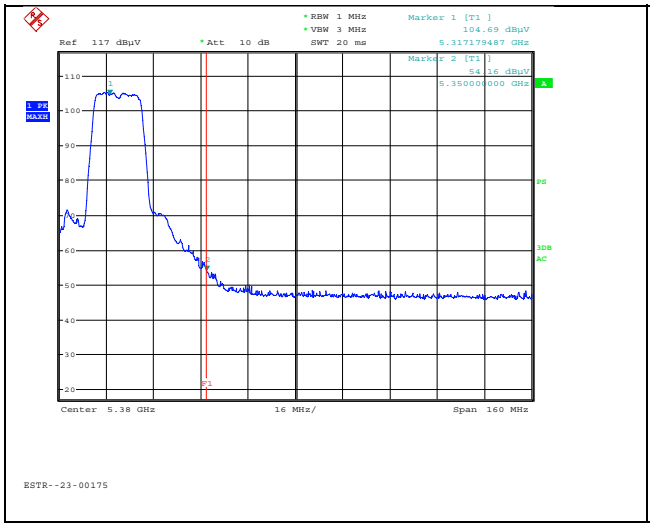

Polarity:Vertical

Detector mode : Average

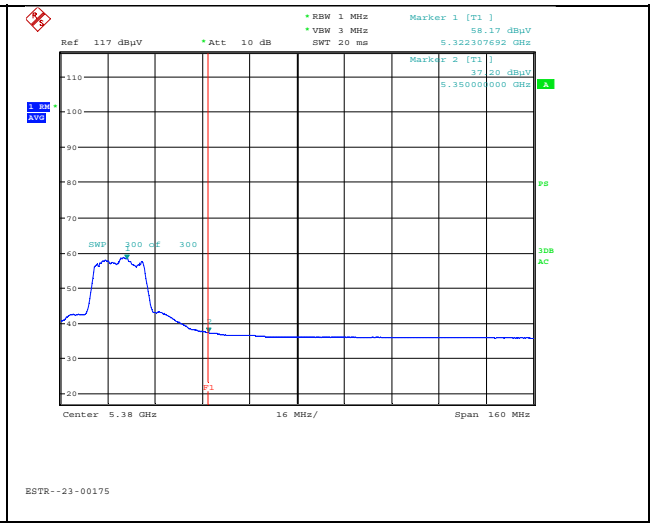

Polarity:Vertical

Modulation: 802.11n(HT20)_UNII-1_Ant0_CH 36

Detector mode : Peak

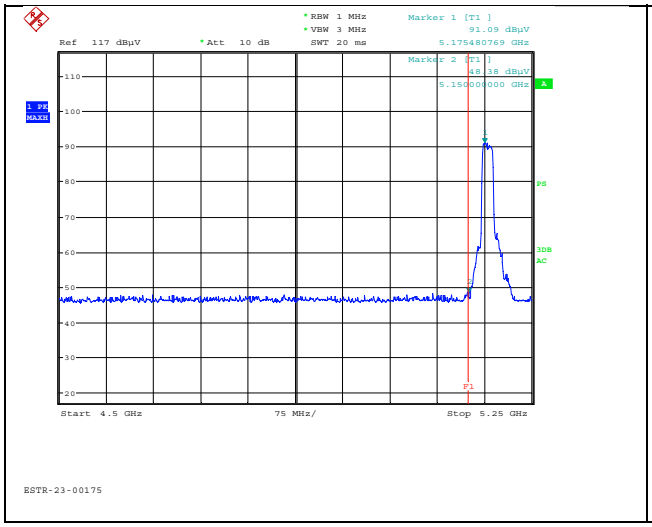

Polarity:Horizontal

Detector mode : Average

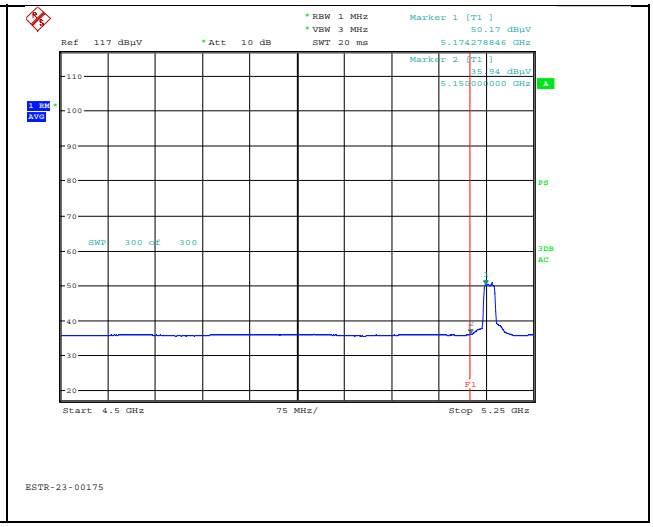

Polarity:Horizontal

Detector mode : Peak

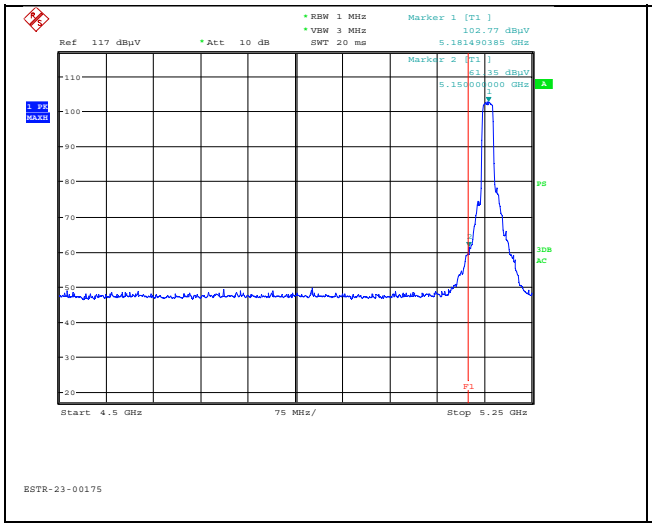

Polarity:Vertical

Detector mode : Average

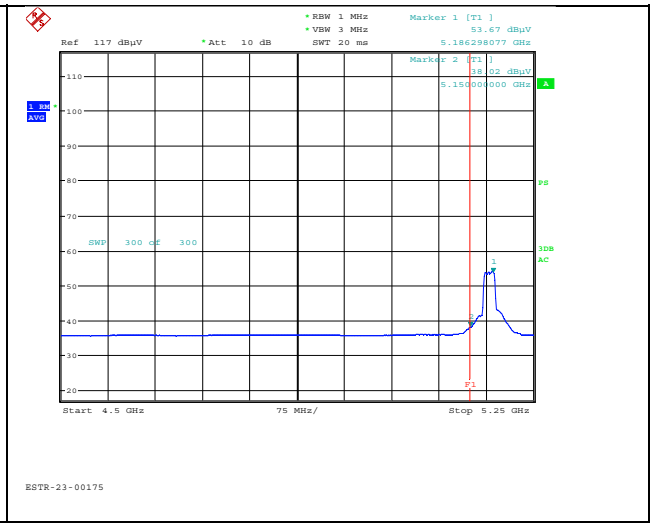

Polarity:Vertical

Modulation: 802.11n(HT20)_UNII-2A_Ant0_CH 64

Detector mode : Peak

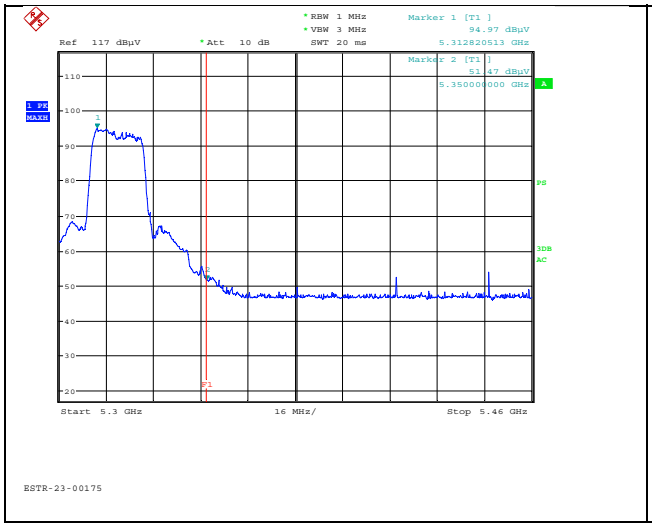

Polarity:Horizontal

Detector mode : Average

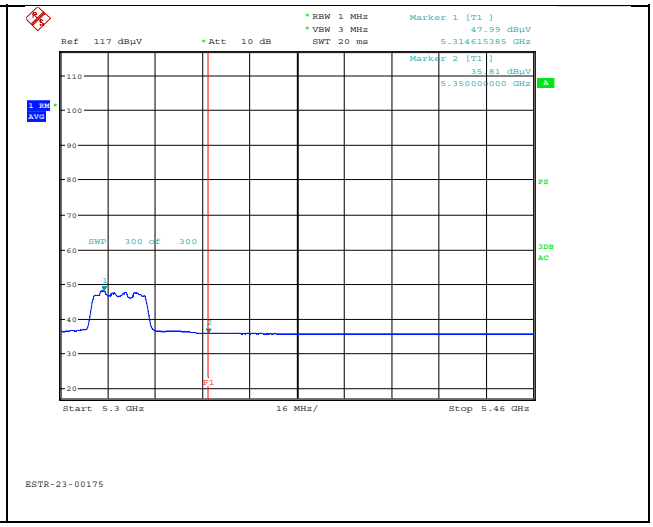

Polarity:Horizontal

Detector mode : Peak

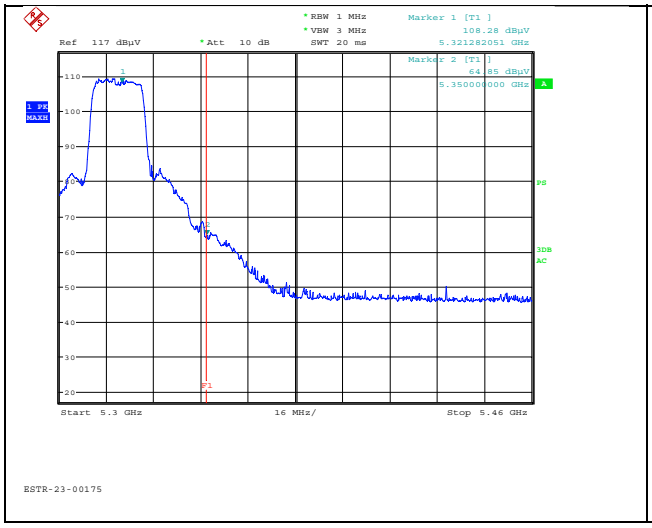

Polarity:Vertical

Detector mode : Average

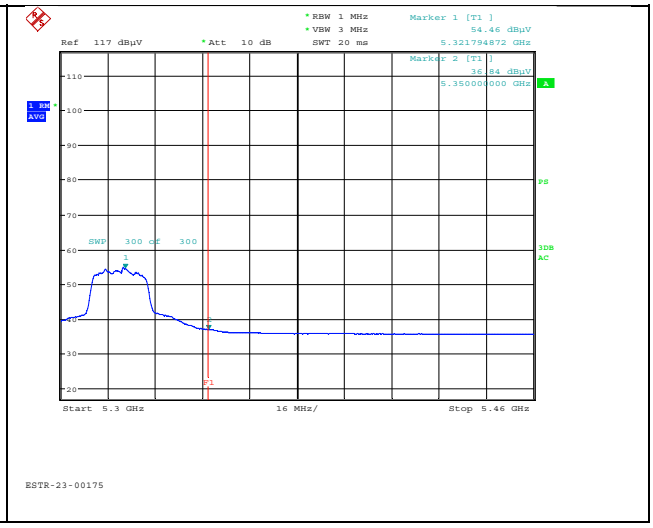

Polarity:Vertical

Modulation: 802.11n(HT20)_UNII-1_Ant1_CH 36

Detector mode : Peak

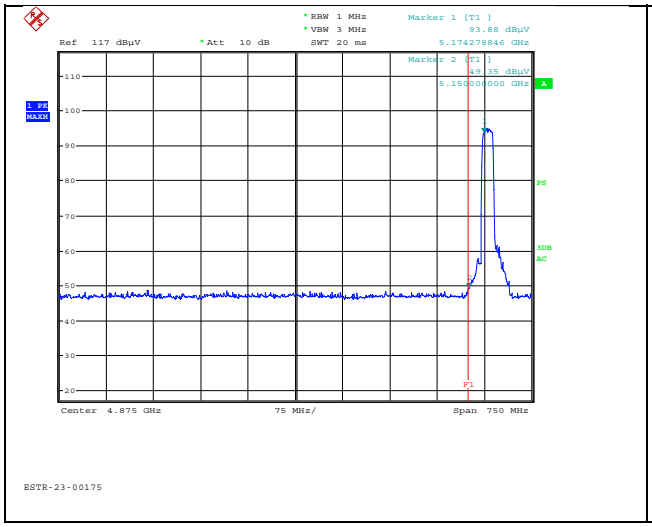

Polarity:Horizontal

Detector mode : Average

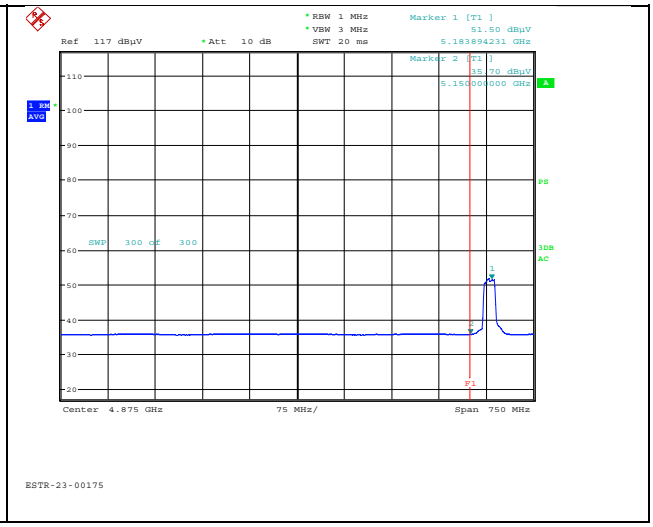

Polarity:Horizontal

Detector mode : Peak

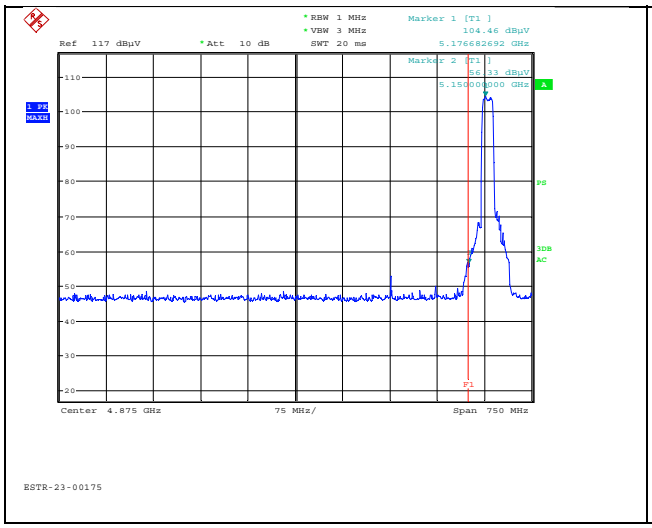

Polarity:Vertical

Detector mode : Average

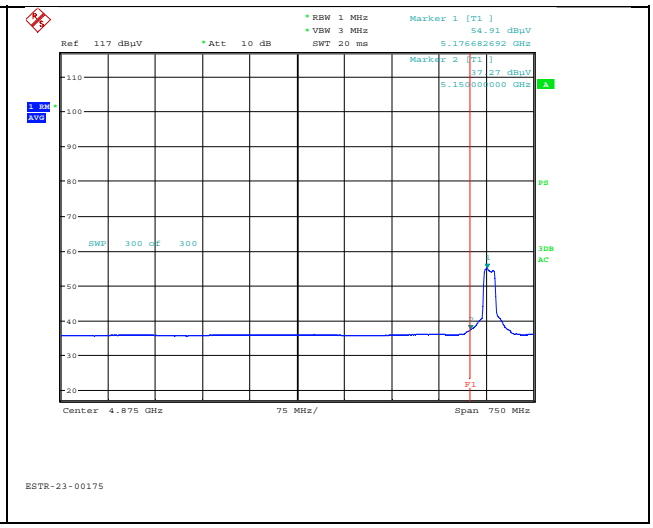

Polarity:Vertical

Modulation: 802.11n(HT20)_UNII-2A_Ant1_CH 64

Detector mode : Peak

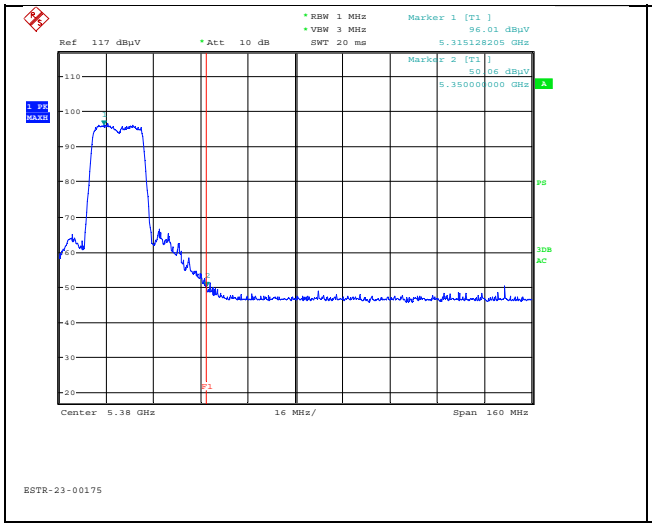

Polarity:Horizontal

Detector mode : Average

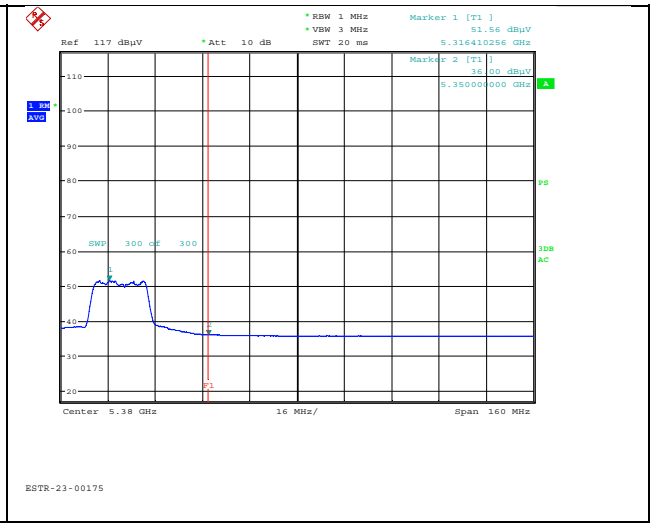

Polarity:Horizontal

Detector mode : Peak

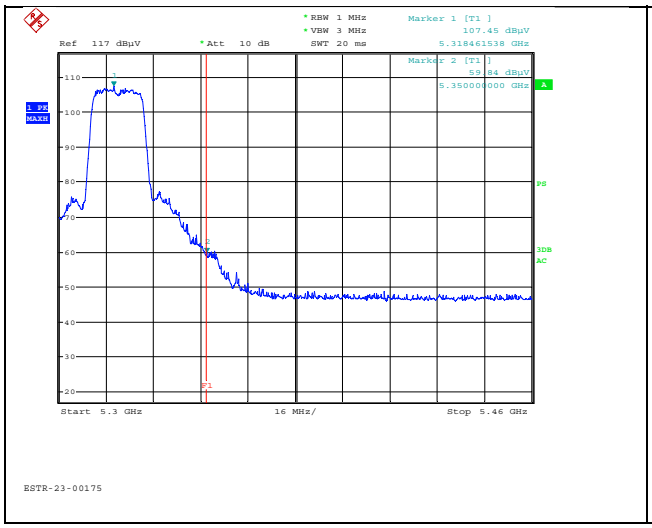

Polarity:Vertical

Detector mode : Average

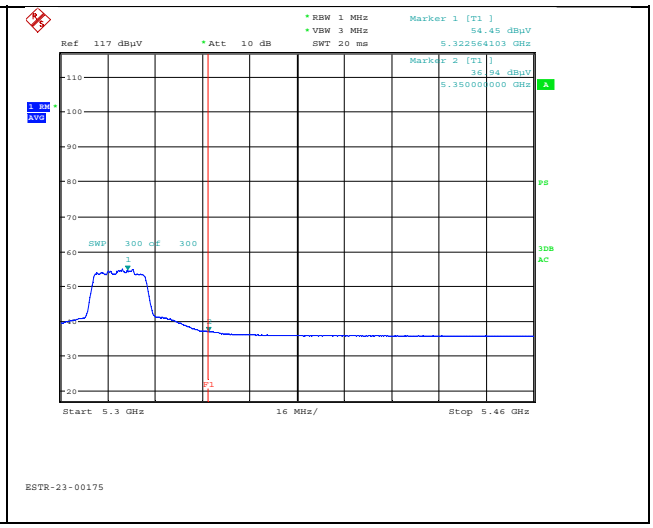

Polarity:Vertical

Modulation: 802.11n(HT20)_UNII-1_MIMO_CH 36

Detector mode : Peak

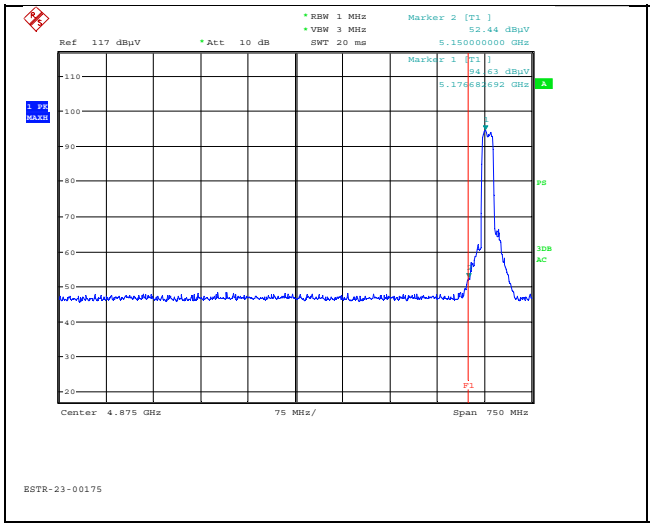

Polarity:Horizontal

Detector mode : Average

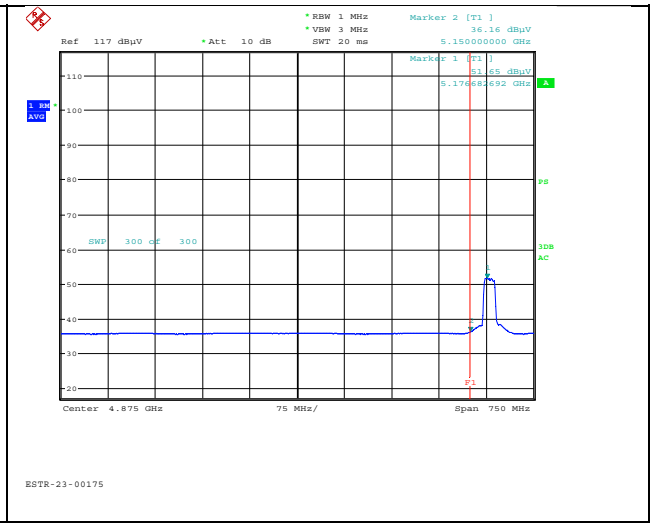

Polarity:Horizontal

Detector mode : Peak

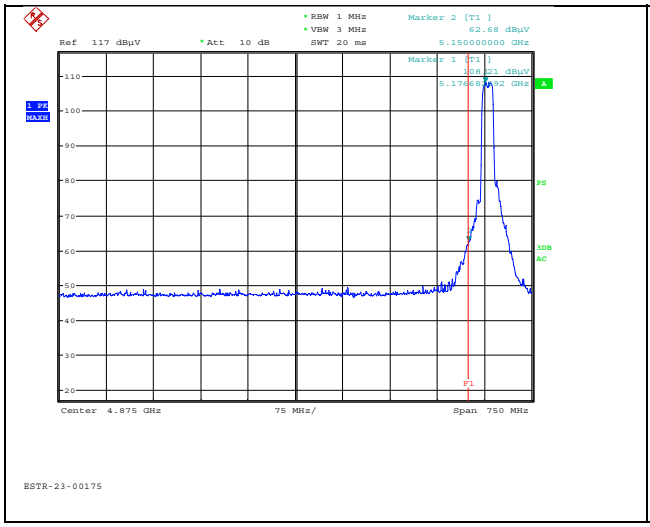

Polarity:Vertical

Detector mode : Average

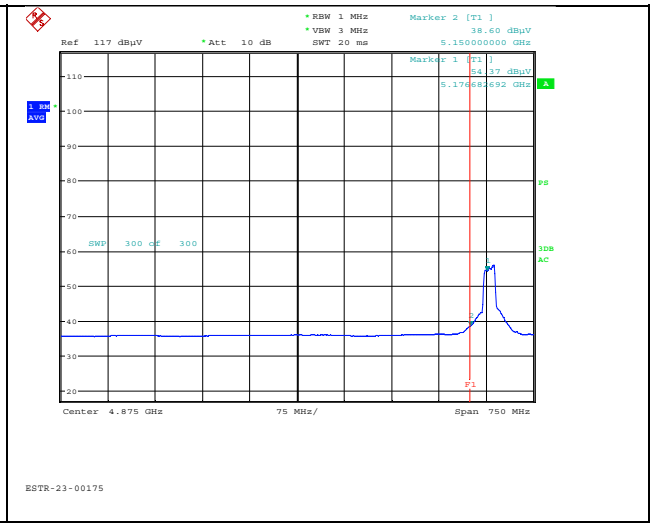

Polarity:Vertical

Modulation: 802.11n(HT20)_UNII-2A_MIMO_CH 64

Detector mode : Peak

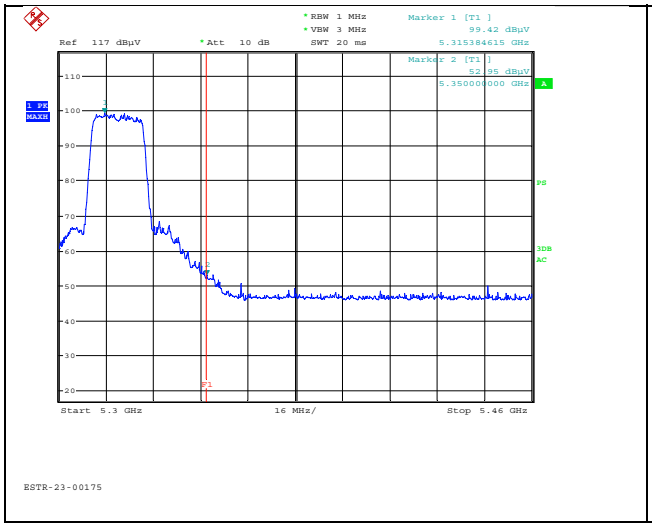

Polarity:Horizontal

Detector mode : Average

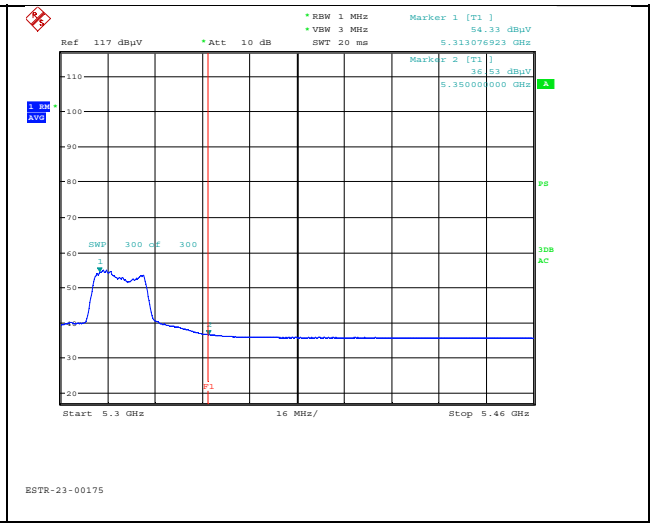

Polarity:Horizontal

Detector mode : Peak

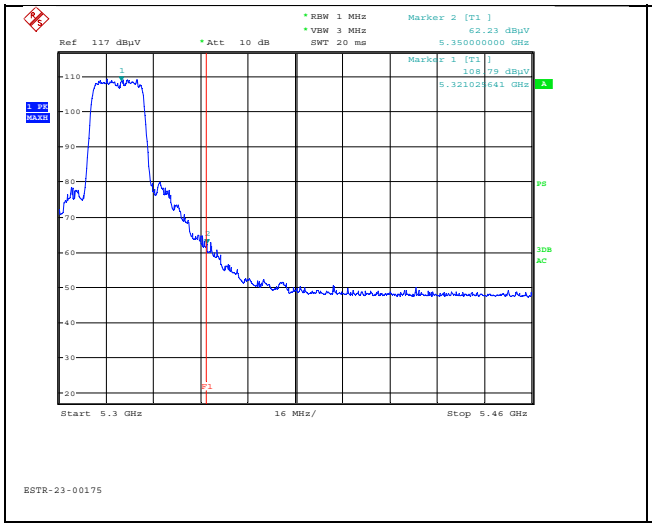

Polarity:Vertical

Detector mode : Average

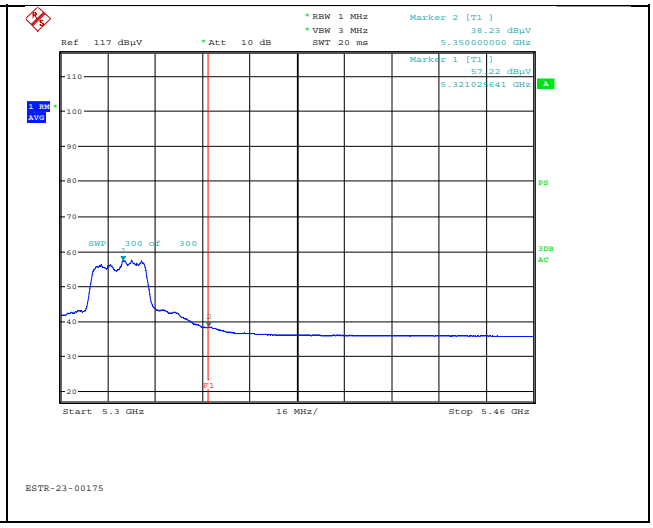

Polarity:Vertical

Modulation: 802.11n(HT40)_UNII-1_Ant0_CH 38

Detector mode : Peak

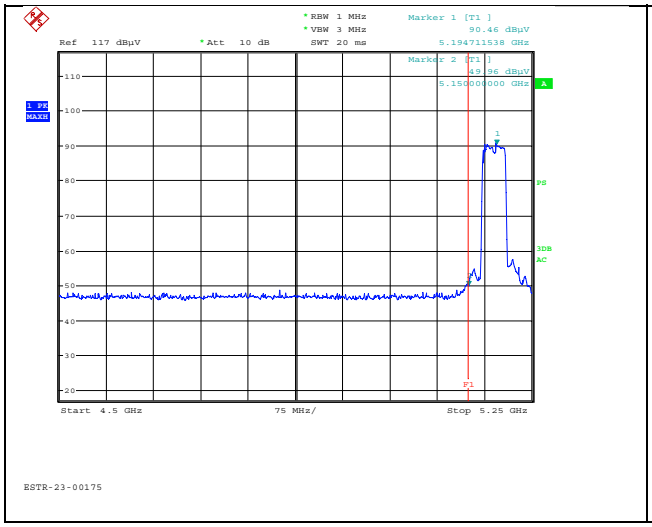

Polarity:Horizontal

Detector mode : Average

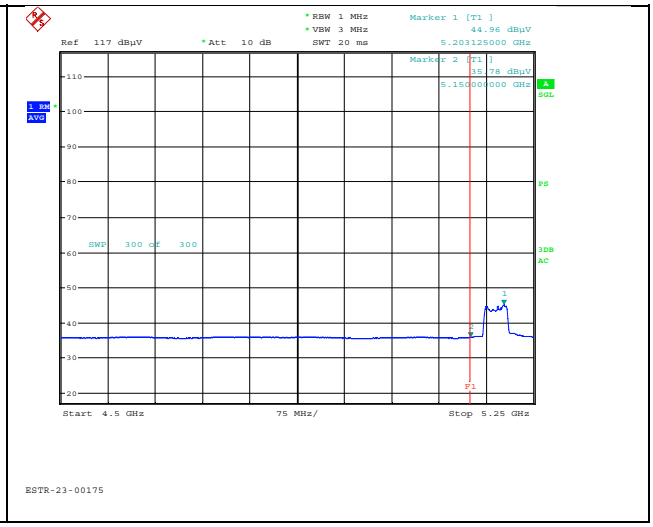

Polarity:Horizontal

Detector mode : Peak

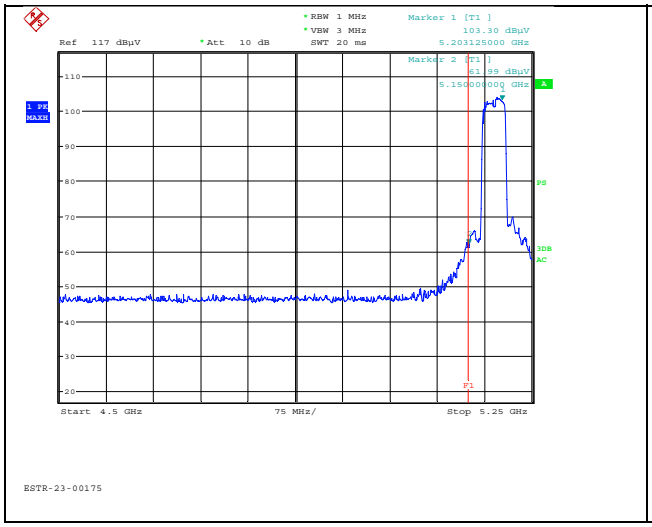

Polarity:Vertical

Detector mode : Average

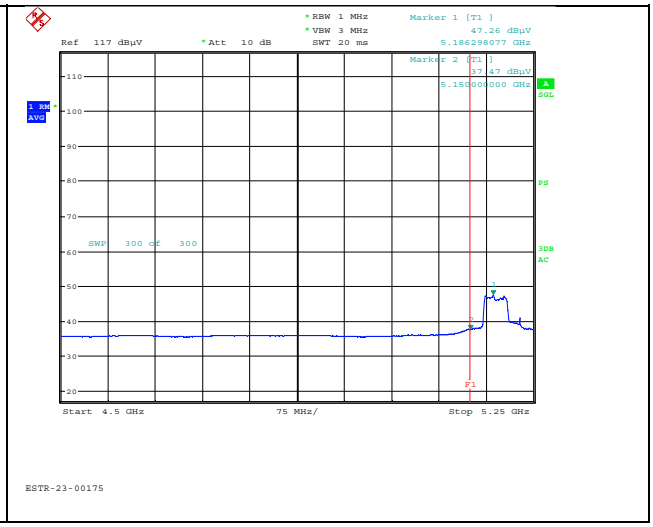

Polarity:Vertical

Modulation: 802.11n(HT40)_UNII-2A_Ant0_CH 62

Detector mode : Peak

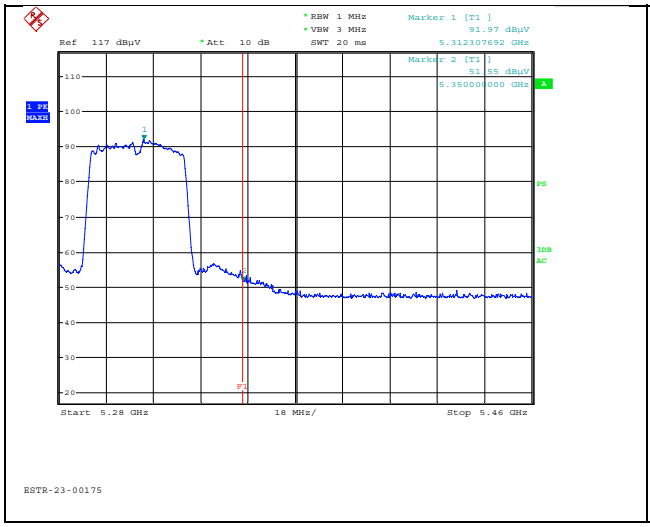

Polarity:Horizontal

Detector mode : Average

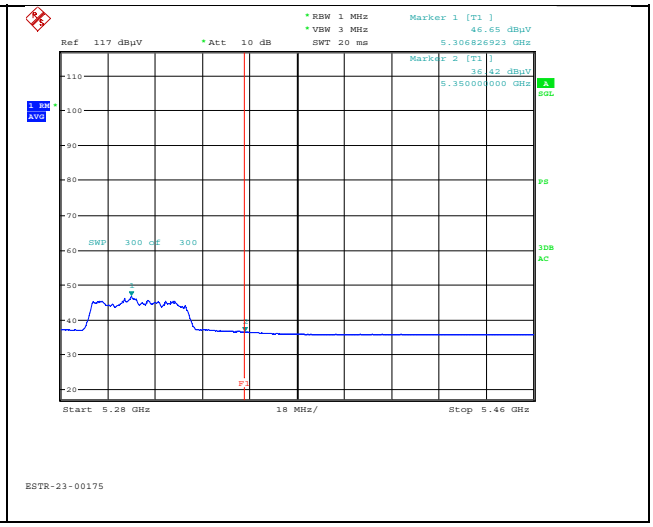

Polarity:Horizontal

Detector mode : Peak

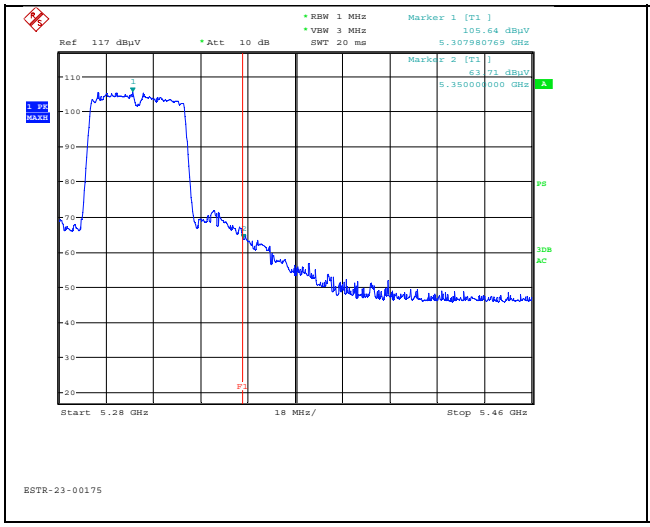

Polarity:Vertical

Detector mode : Average

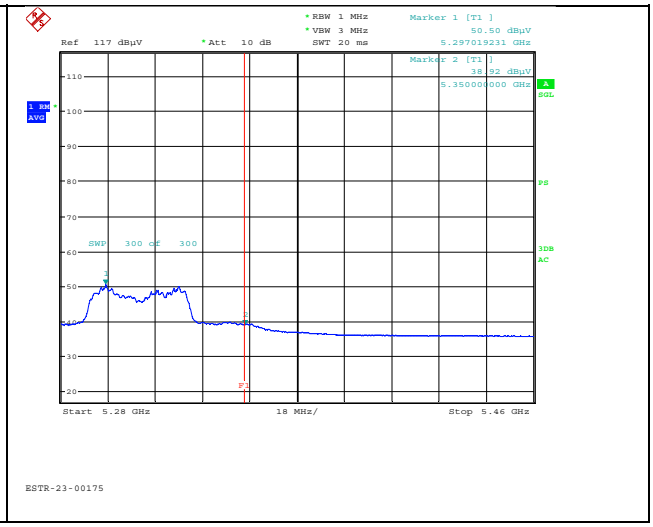

Polarity:Vertical

Modulation: 802.11n(HT40)_UNII-1_Ant1_CH 38

Detector mode : Peak

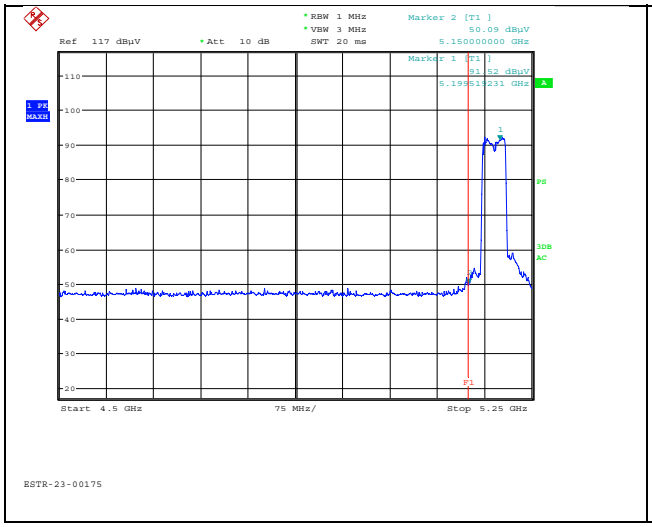

Polarity:Horizontal

Detector mode : Average

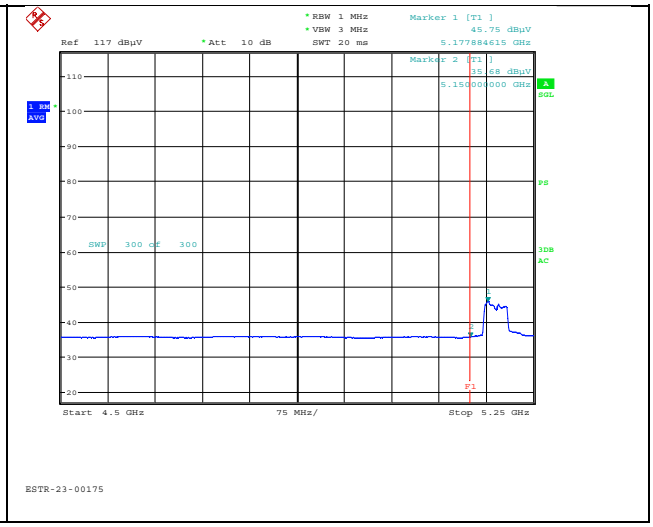

Polarity:Horizontal

Detector mode : Peak

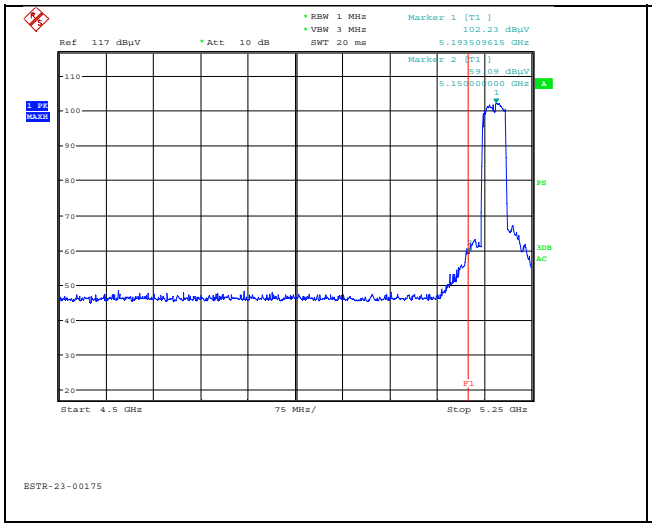

Polarity:Vertical

Detector mode : Average

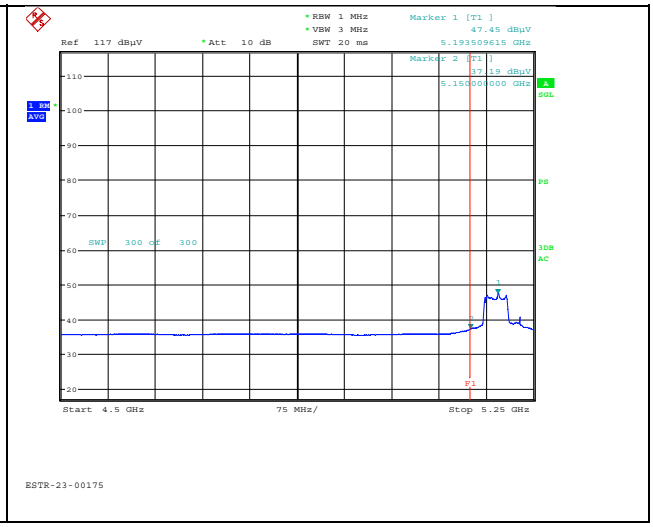

Polarity:Vertical

Modulation: 802.11n(HT40)_UNII-2A_Ant1_CH 62

Detector mode : Peak

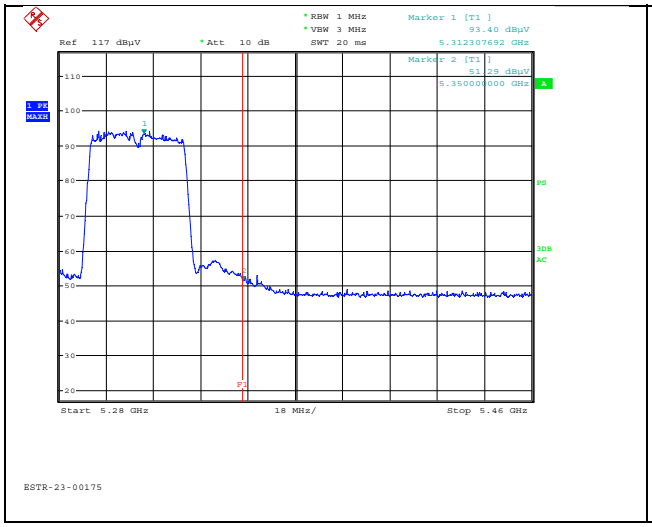

Polarity:Horizontal

Detector mode : Average

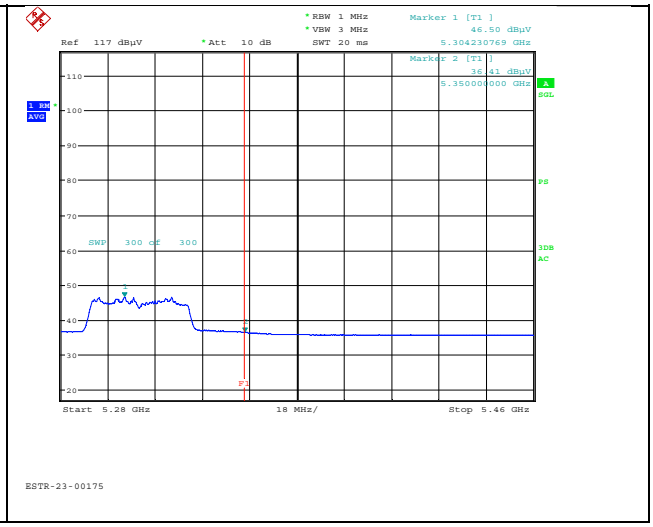

Polarity:Horizontal

Detector mode : Peak

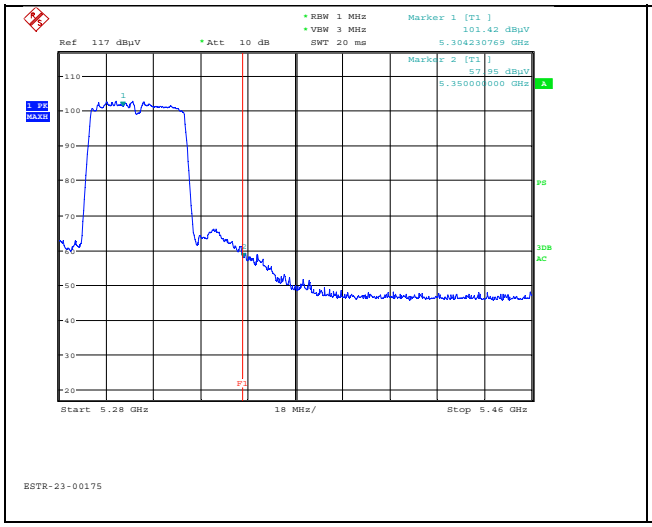

Polarity:Vertical

Detector mode : Average

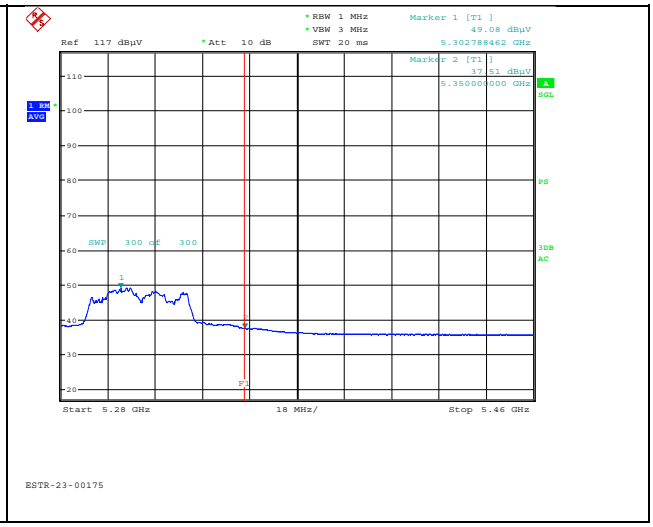

Polarity:Vertical

Modulation: 802.11n(HT40)_UNII-1_MIMO_CH 38

Detector mode : Peak

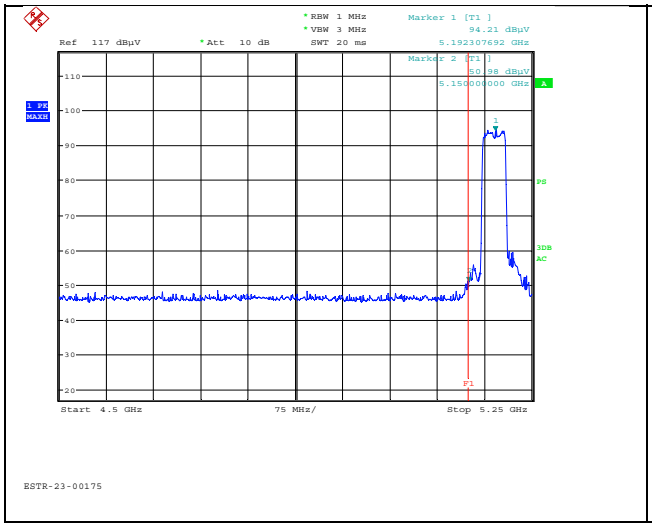

Polarity:Horizontal

Detector mode : Average

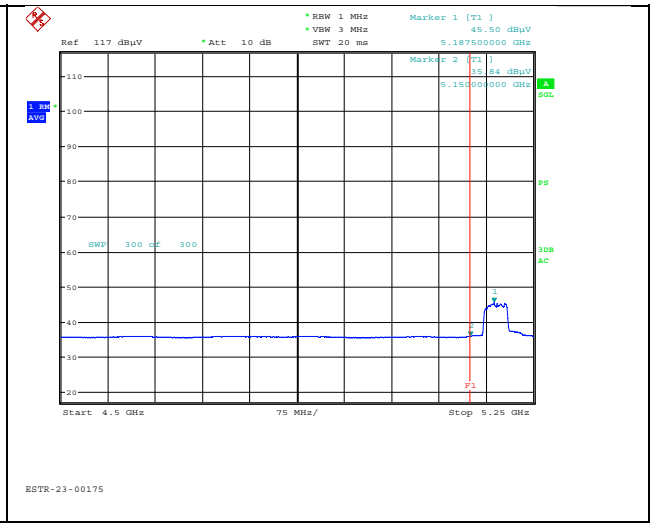

Polarity:Horizontal

Detector mode : Peak

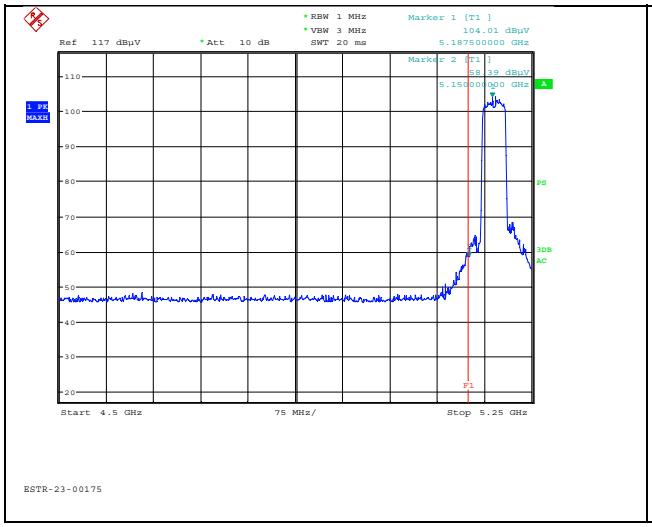

Polarity:Vertical

Detector mode : Average

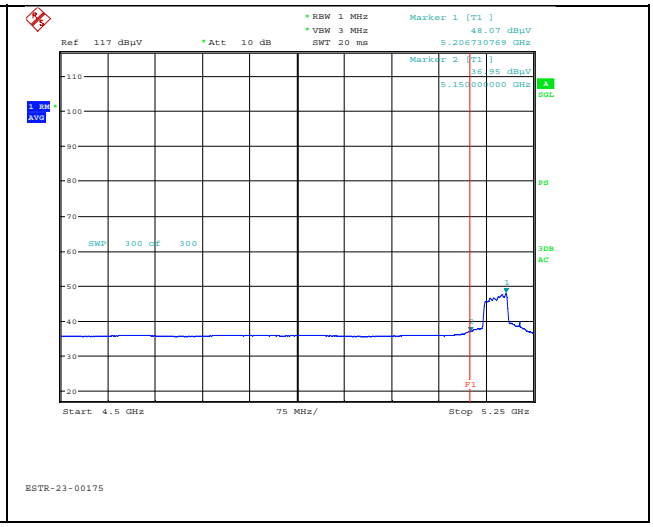

Polarity:Vertical

Modulation: 802.11ac(VHT20)_UNII-1_Ant0_CH 36

Detector mode : Peak

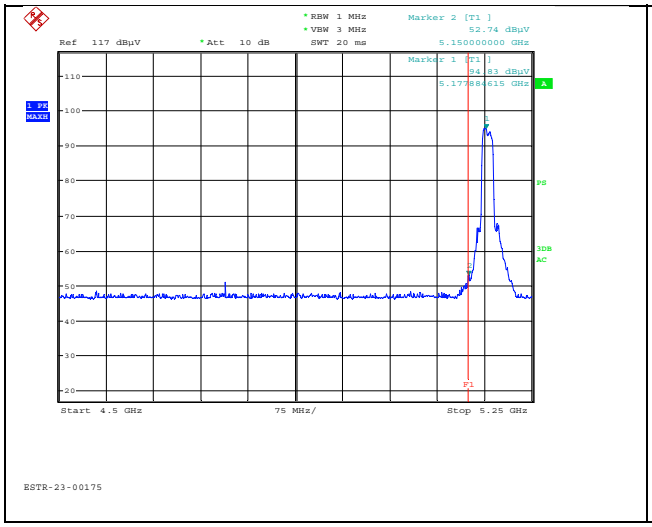

Polarity:Horizontal

Detector mode : Average

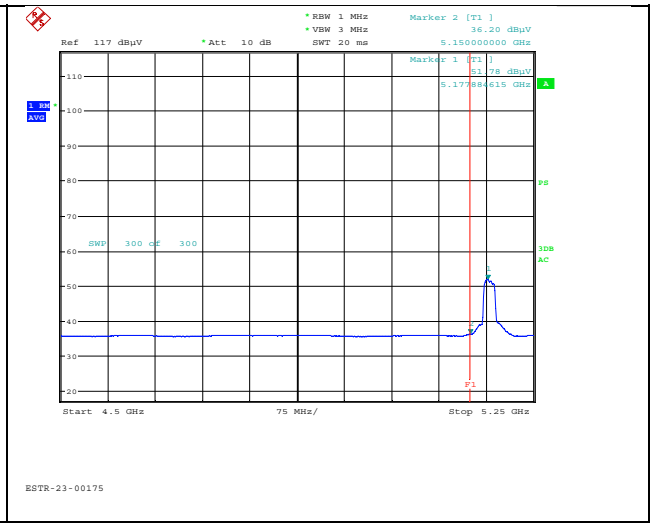

Polarity:Horizontal

Detector mode : Peak

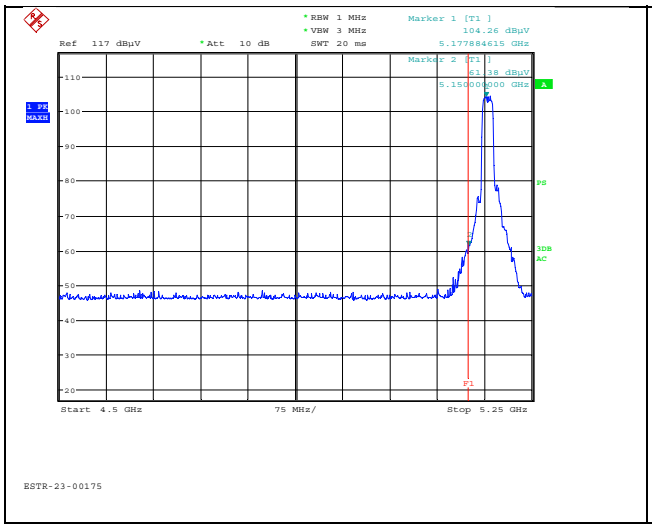

Polarity:Vertical

Detector mode : Average

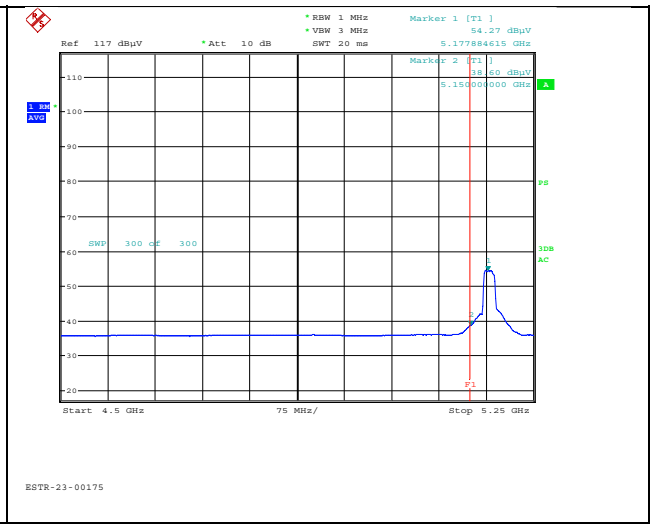

Polarity:Vertical

Modulation: 802.11ac(VHT20)_UNII-2A_Ant0_CH 64

Detector mode : Peak

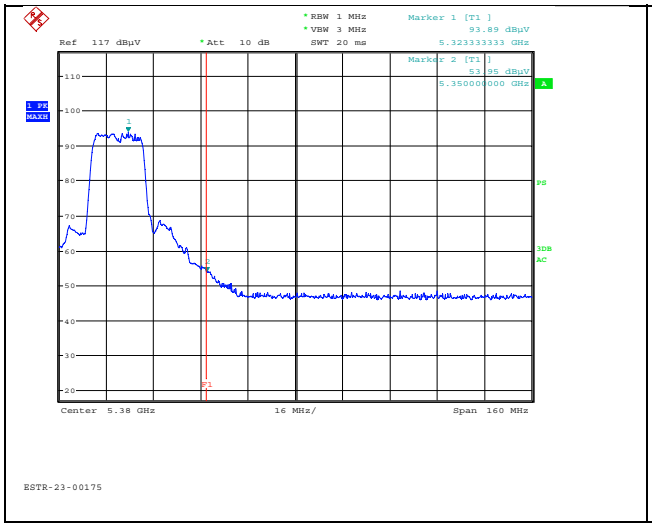

Polarity:Horizontal

Detector mode : Average

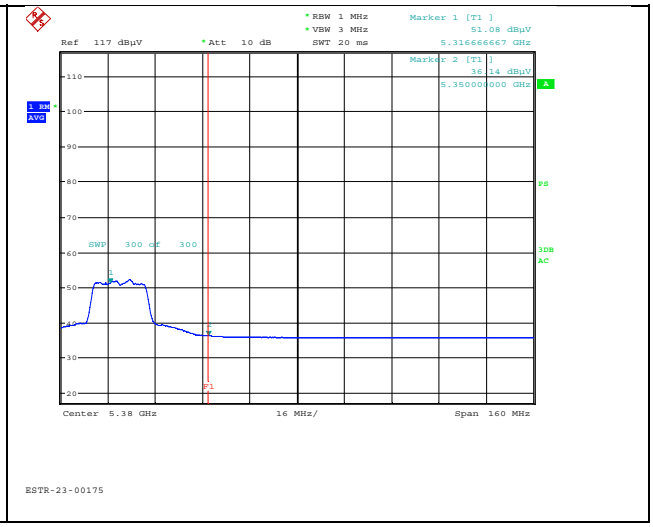

Polarity:Horizontal

Detector mode : Peak

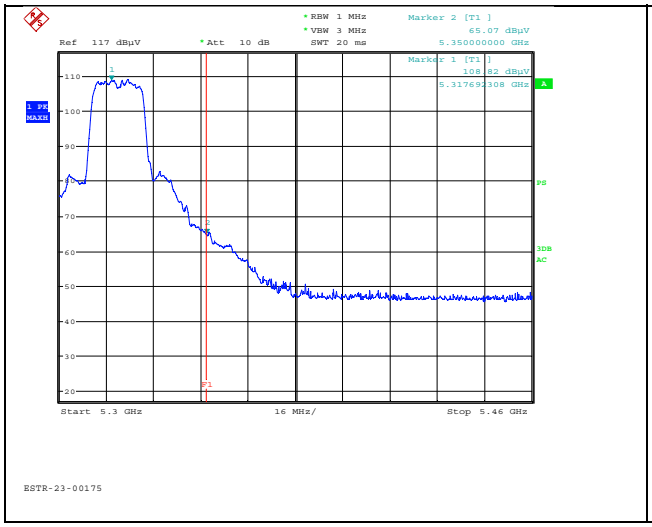

Polarity:Vertical

Detector mode : Average

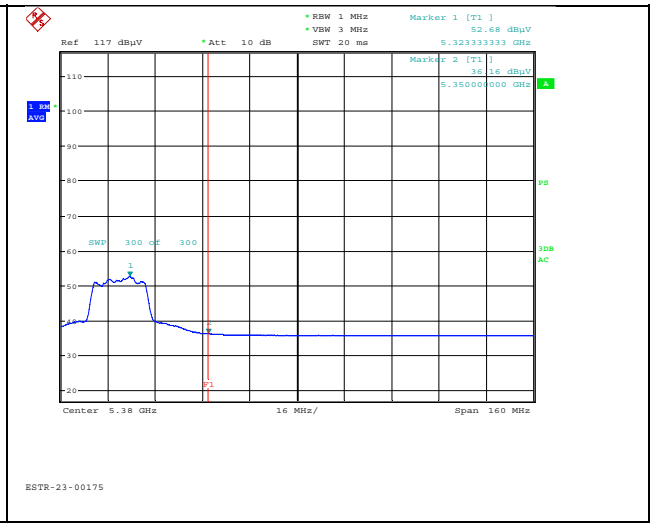

Polarity:Vertical

Modulation: 802.11ac(VHT20)_UNII-1_Ant1_CH 36

Detector mode : Peak

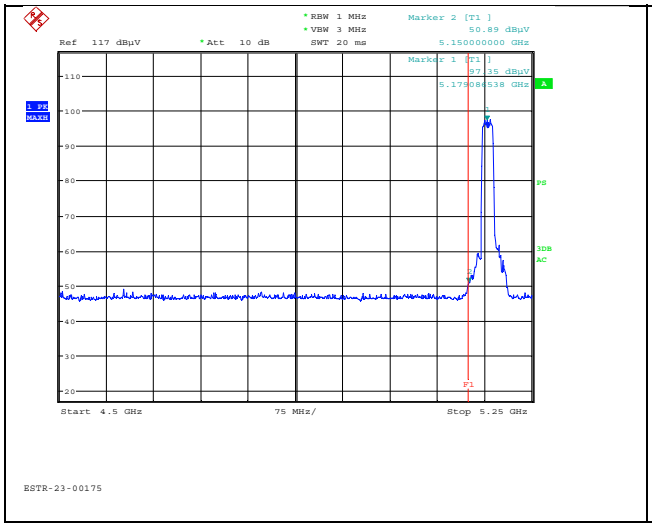

Polarity:Horizontal

Detector mode : Average

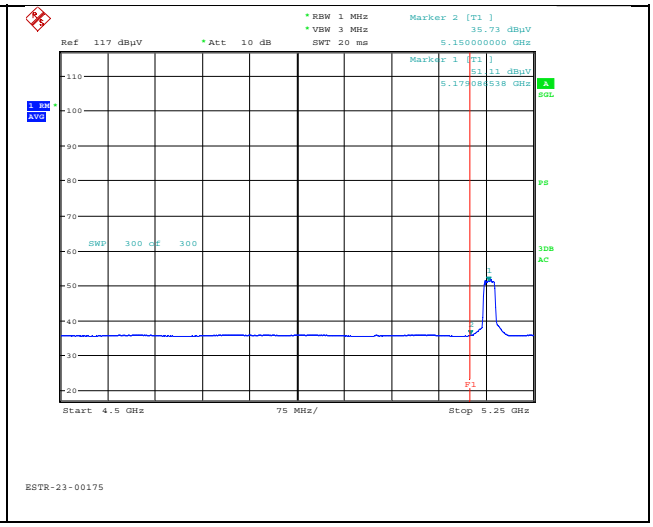

Polarity:Horizontal

Detector mode : Peak

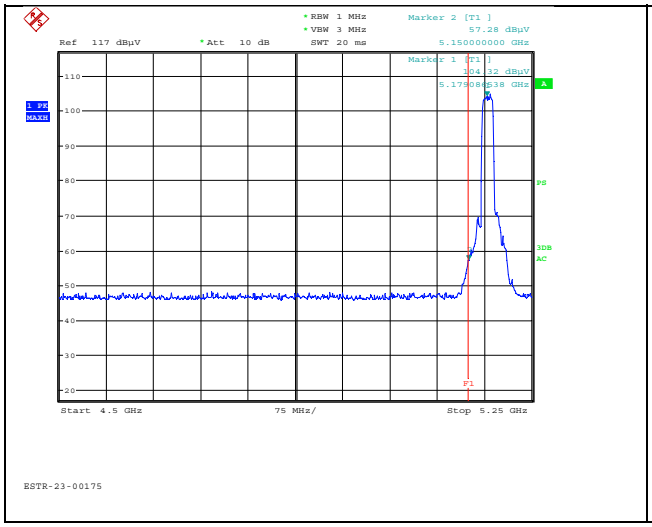

Polarity:Vertical

Detector mode : Average

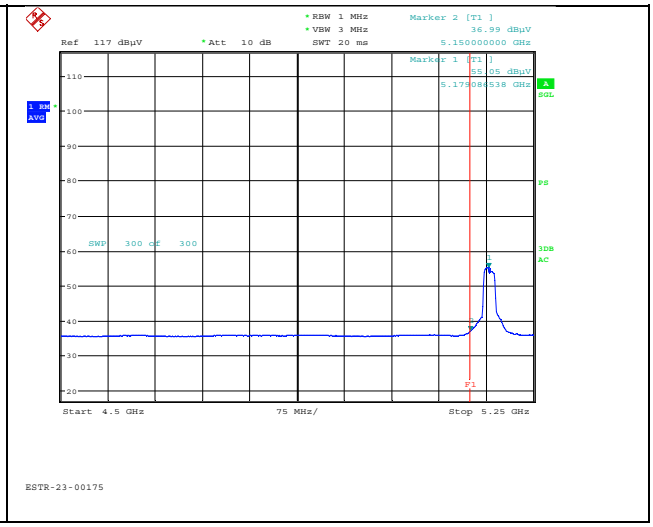

Polarity:Vertical

Modulation: 802.11ac(VHT20)_UNII-2A_Ant1_CH 64

Detector mode : Peak

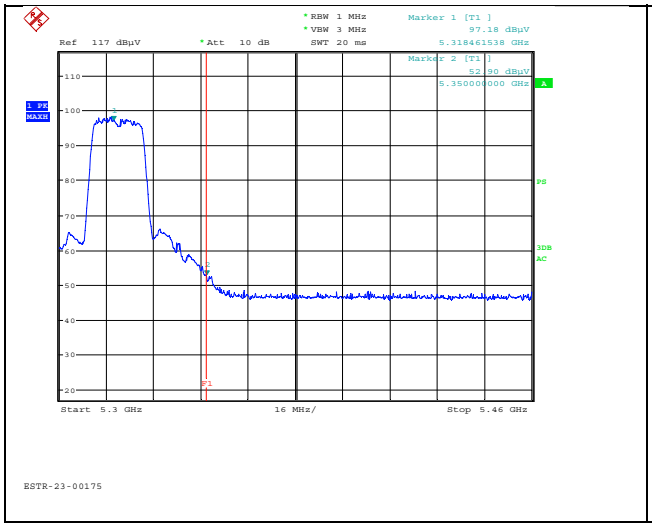

Polarity:Horizontal

Detector mode : Average

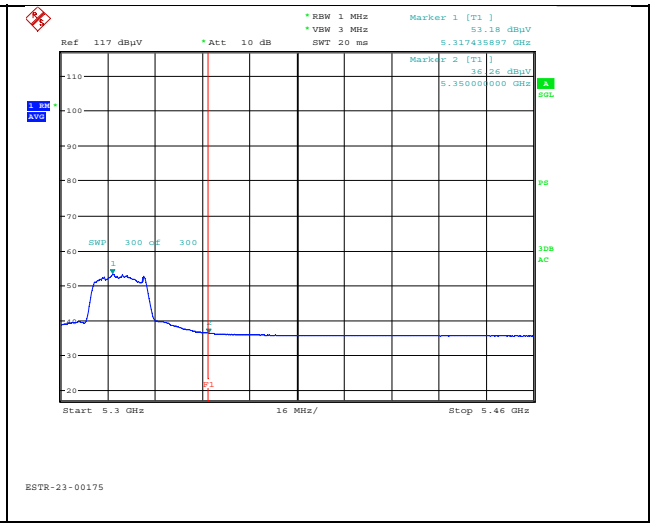

Polarity:Horizontal

Detector mode : Peak

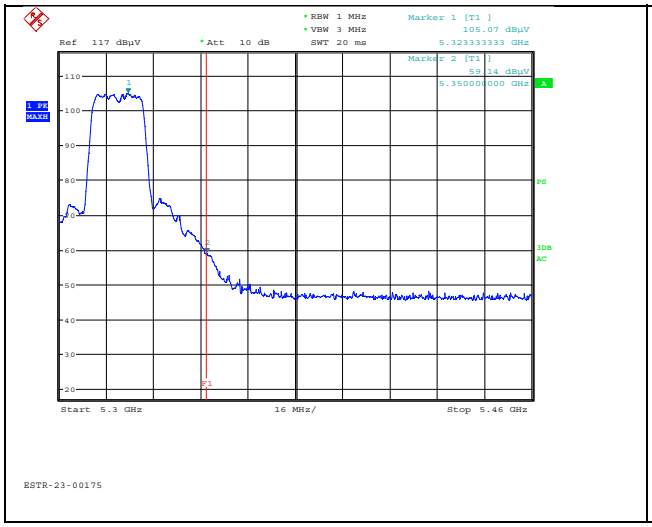

Polarity:Vertical

Detector mode : Average

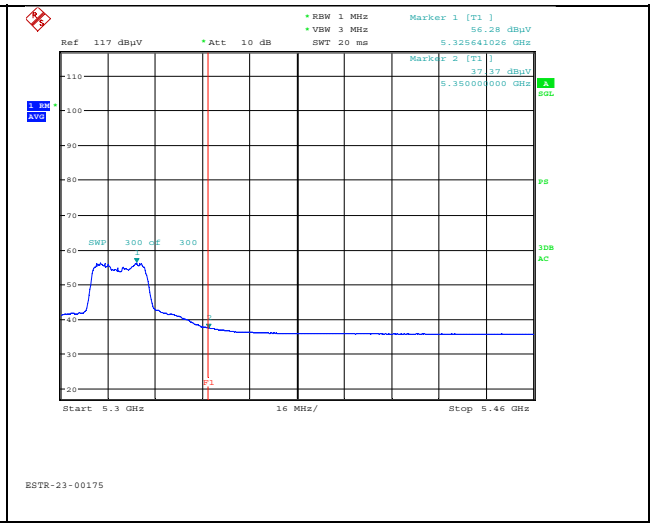

Polarity:Vertical

Modulation: 802.11ac(VHT20)_UNII-1_MIMO_CH 36

Detector mode : Peak

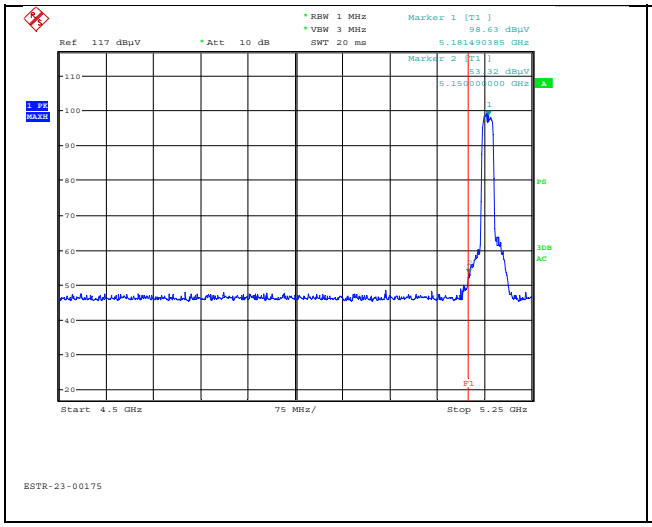

Polarity:Horizontal

Detector mode : Average

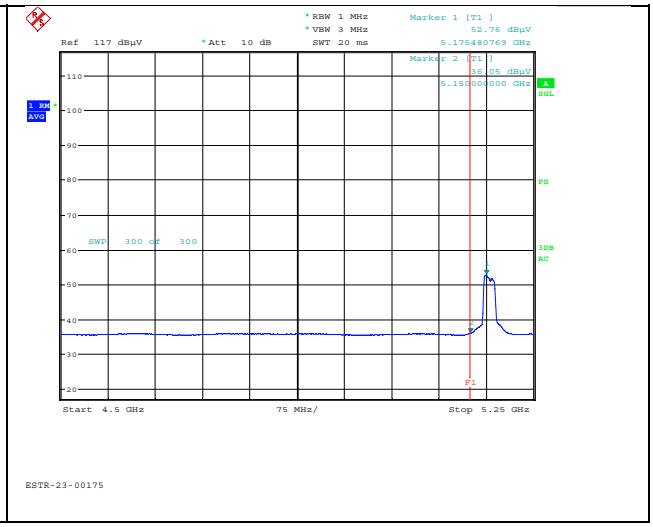

Polarity:Horizontal

Detector mode : Peak

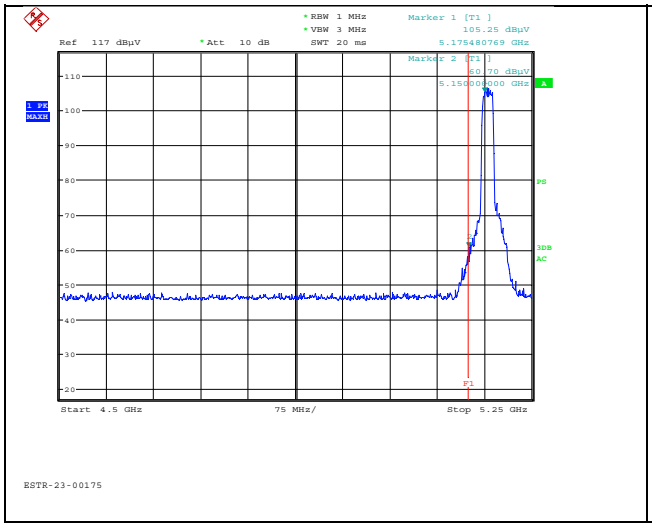

Polarity:Vertical

Detector mode : Average

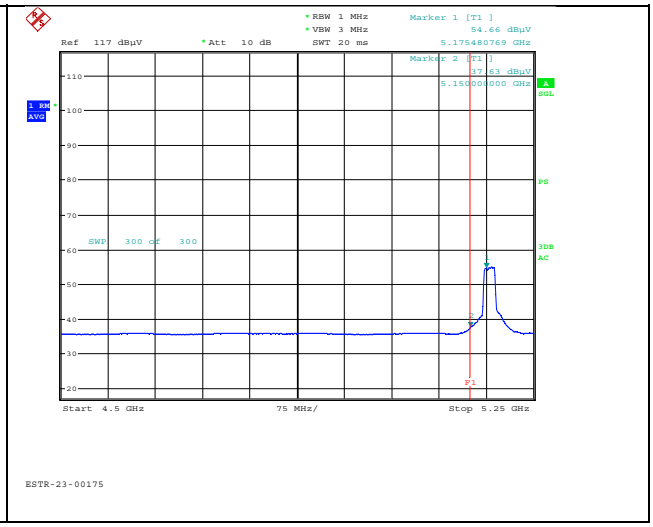

Polarity:Vertical

Modulation: 802.11ac(VHT20)_UNII-2A_MIMO_CH 64

Detector mode : Peak

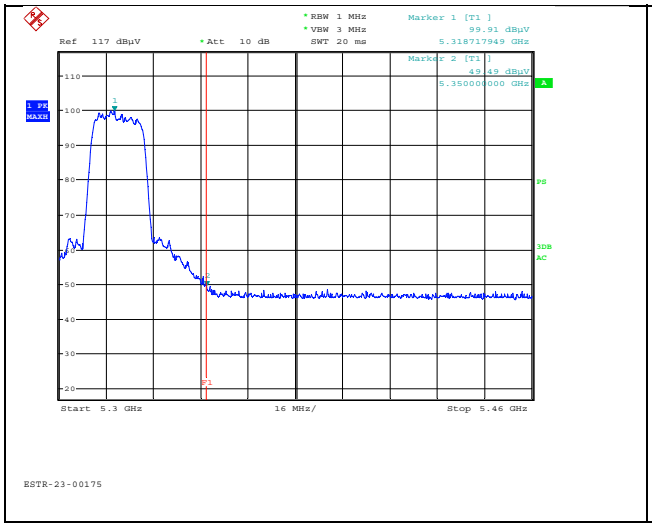

Polarity:Horizontal

Detector mode : Average

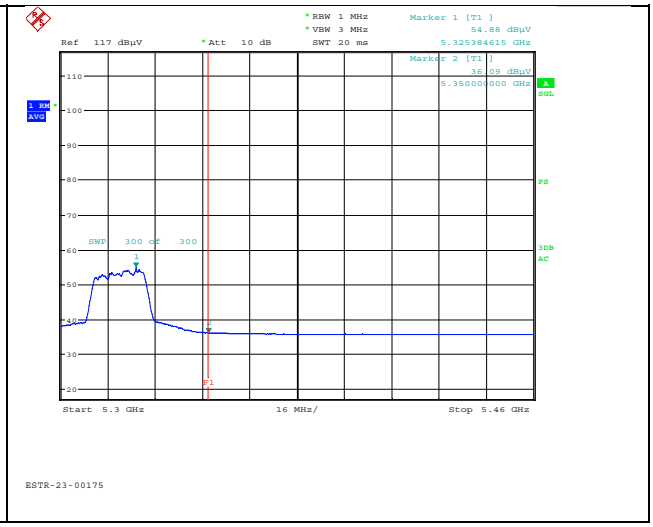

Polarity:Horizontal

Detector mode : Peak

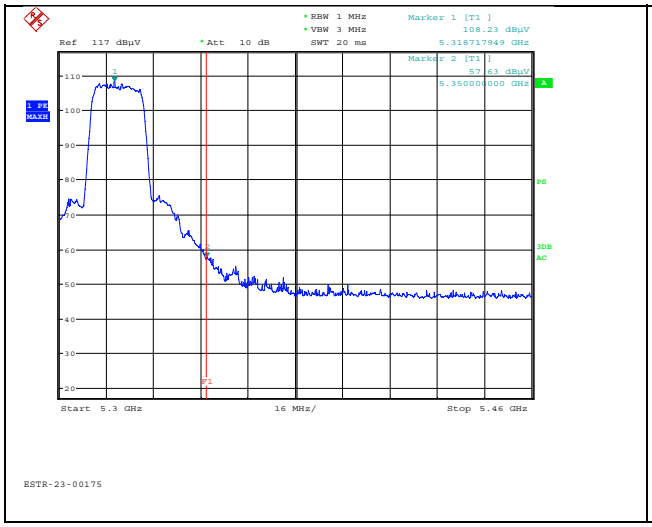

Polarity:Vertical

Detector mode : Average

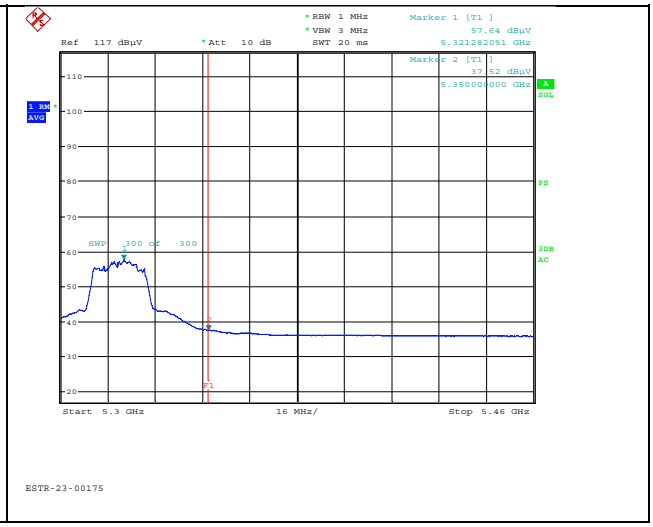

Polarity:Vertical

Modulation: 802.11ac(VHT40)_UNII-1_Ant0_CH 38

Detector mode : Peak

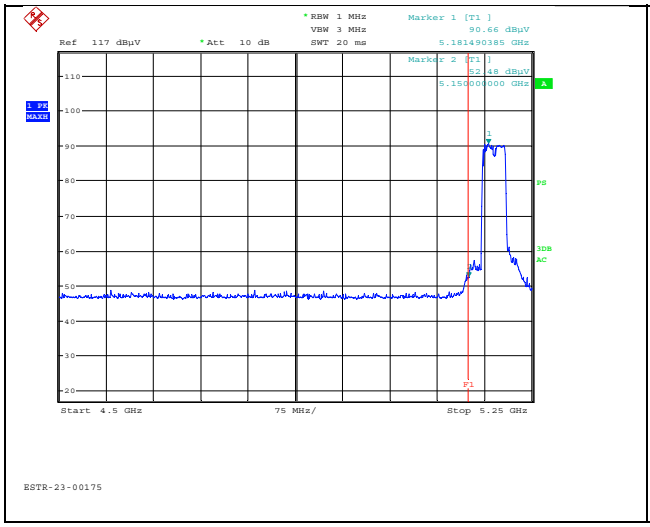

Polarity:Horizontal

Detector mode : Average

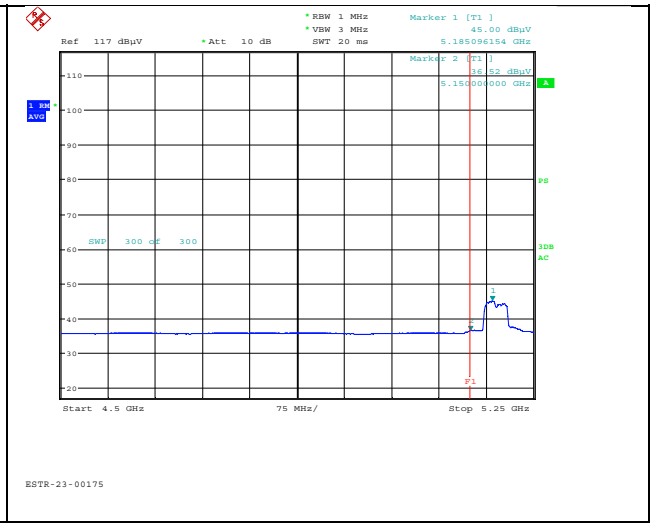

Polarity:Horizontal

Detector mode : Peak

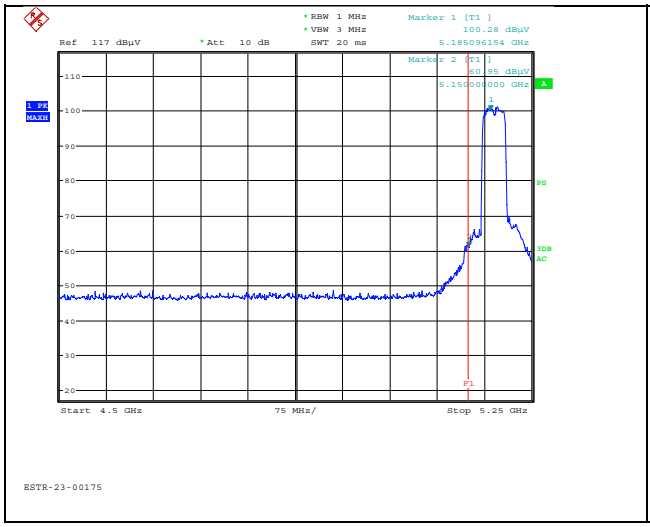

Polarity:Vertical

Detector mode : Average

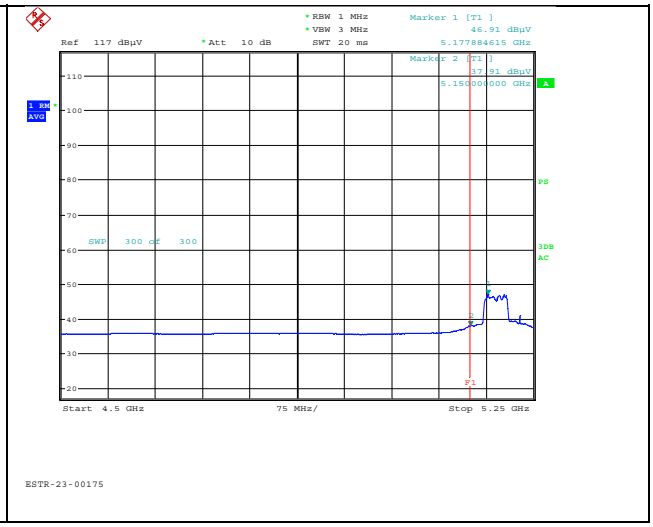

Polarity:Vertical

Modulation: 802.11ac(VHT40)_UNII-2A_Ant0_CH 62

Detector mode : Peak

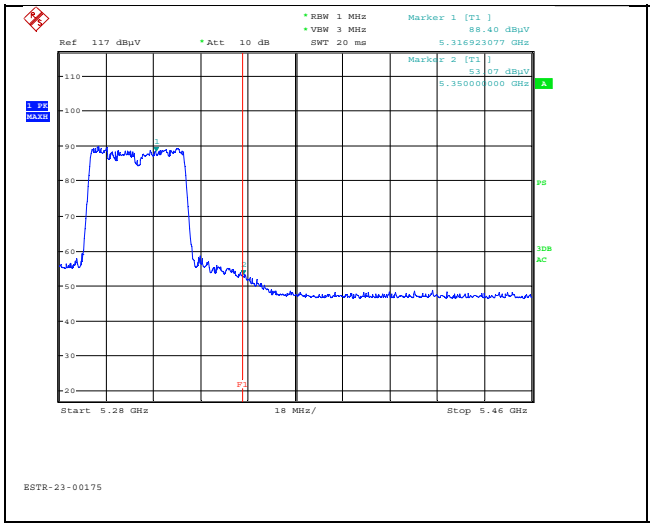

Polarity:Horizontal

Detector mode : Average

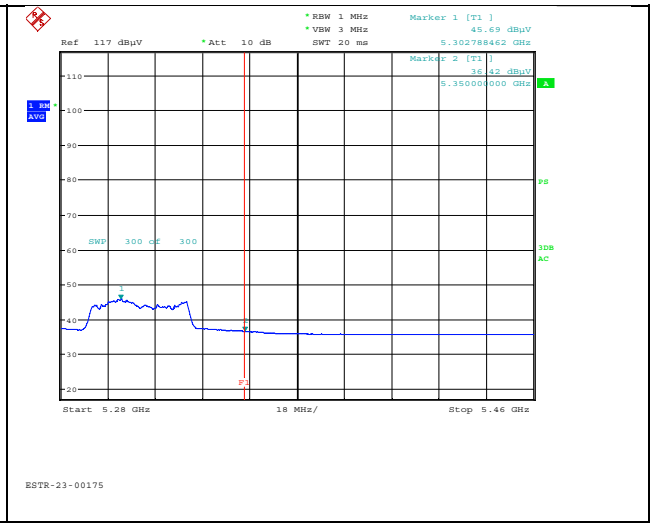

Polarity:Horizontal

Detector mode : Peak

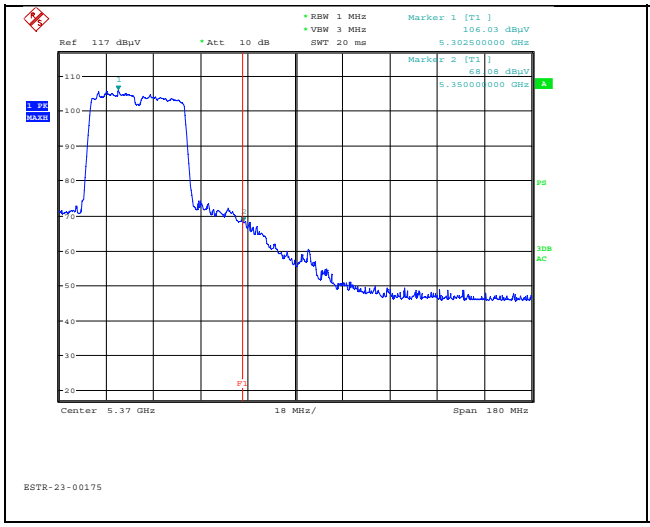

Polarity:Vertical

Detector mode : Average

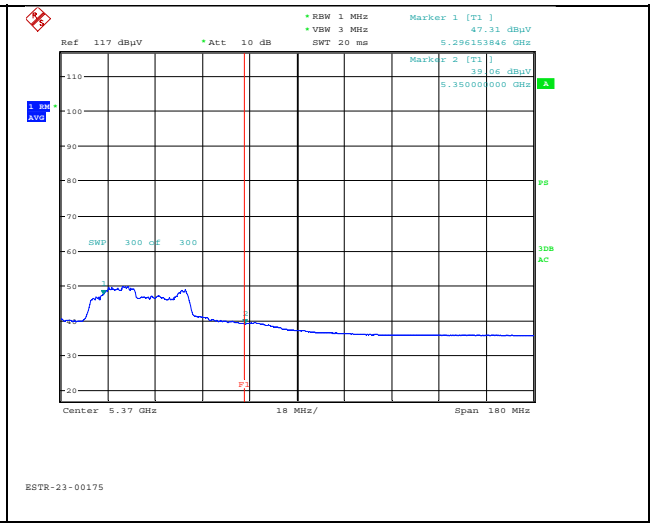

Polarity:Vertical

Modulation: 802.11ac(VHT40)_UNII-1_Ant1_CH 38

Detector mode : Peak

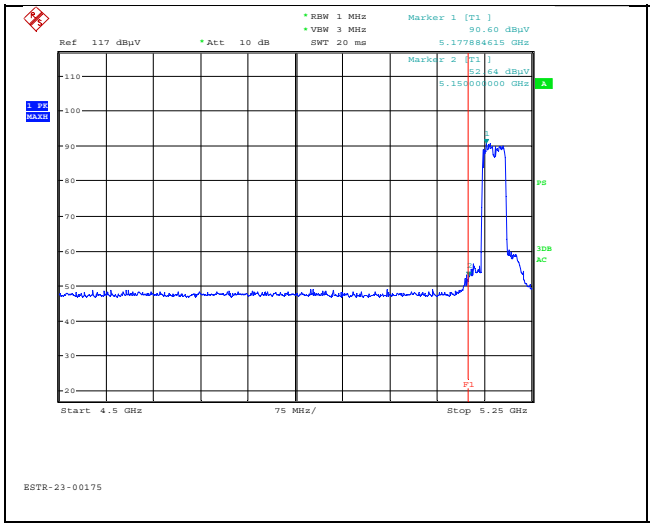

Polarity:Horizontal

Detector mode : Average

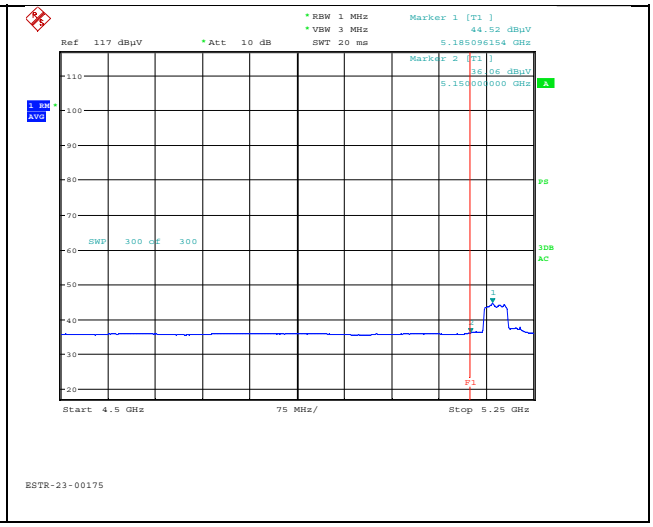

Polarity:Horizontal

Detector mode : Peak

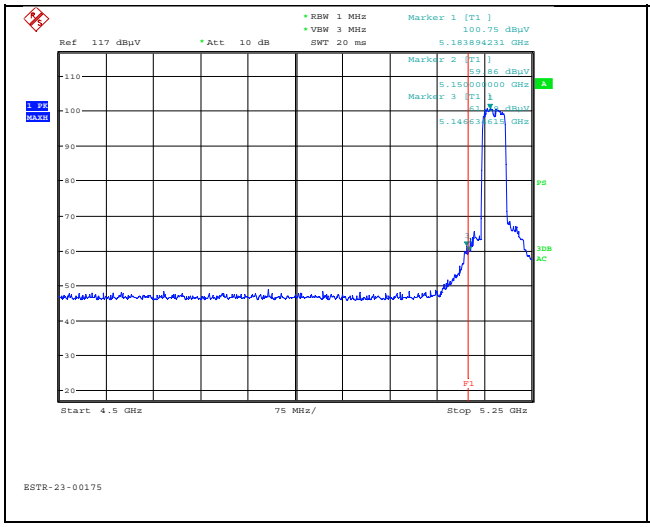

Polarity:Vertical

Detector mode : Average

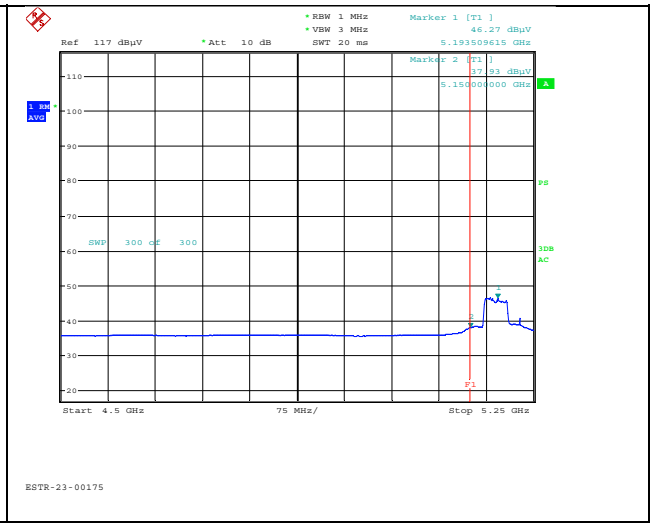

Polarity:Vertical

Modulation: 802.11ac(VHT40)_UNII-2A_Ant1_CH 62

Detector mode : Peak

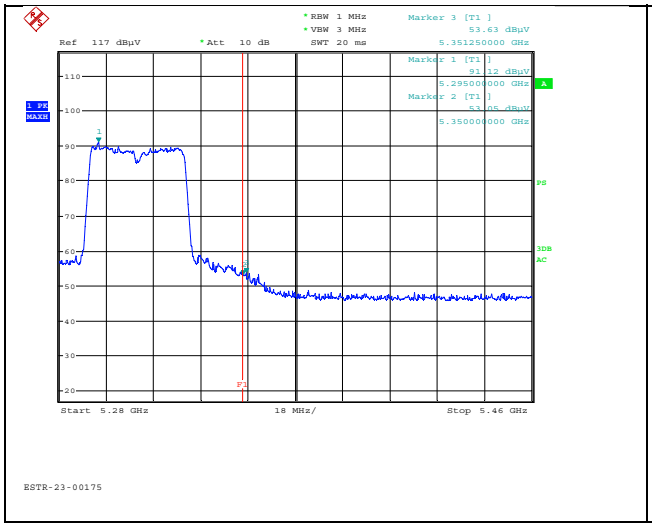

Polarity:Horizontal

Detector mode : Average

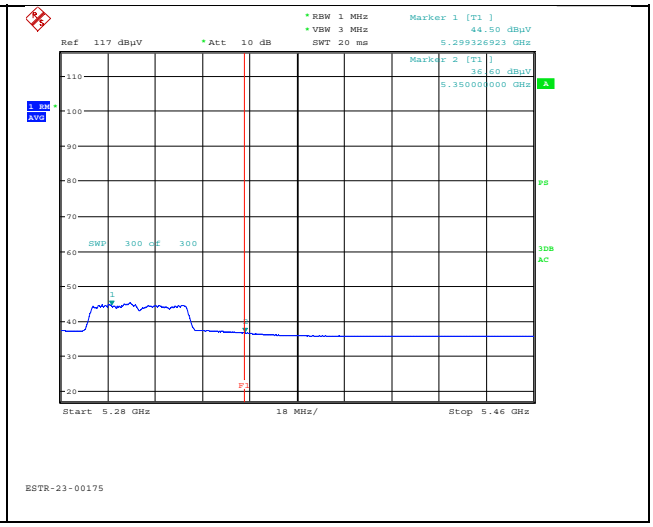

Polarity:Horizontal

Detector mode : Peak

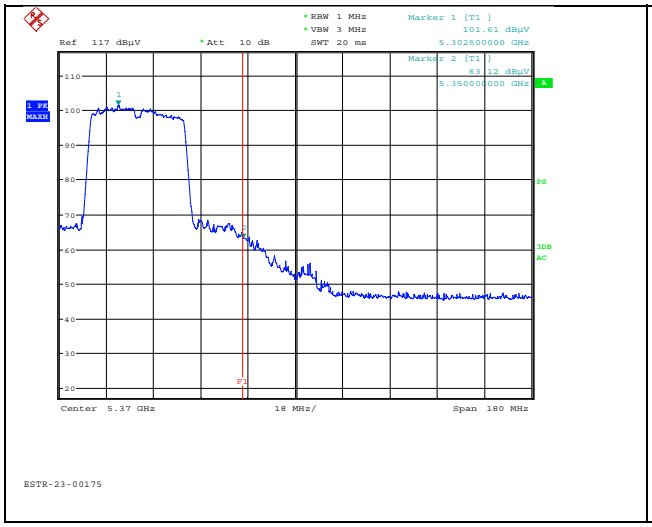

Polarity:Vertical

Detector mode : Average

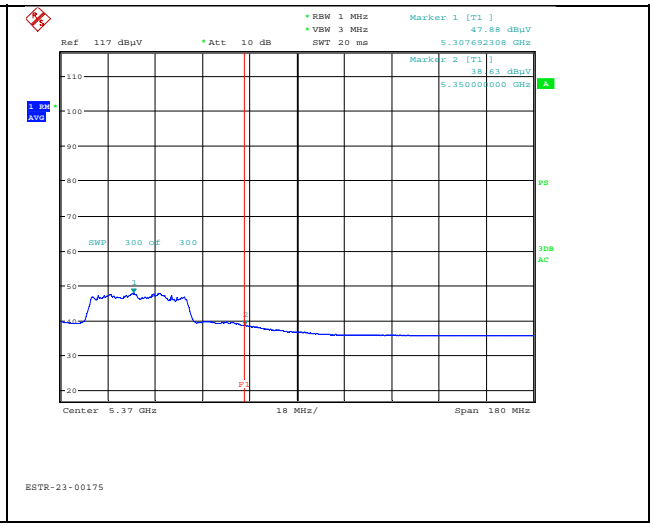

Polarity:Vertical

Modulation: 802.11ac(VHT40)_UNII-1_MIMO_CH 38

Detector mode : Peak

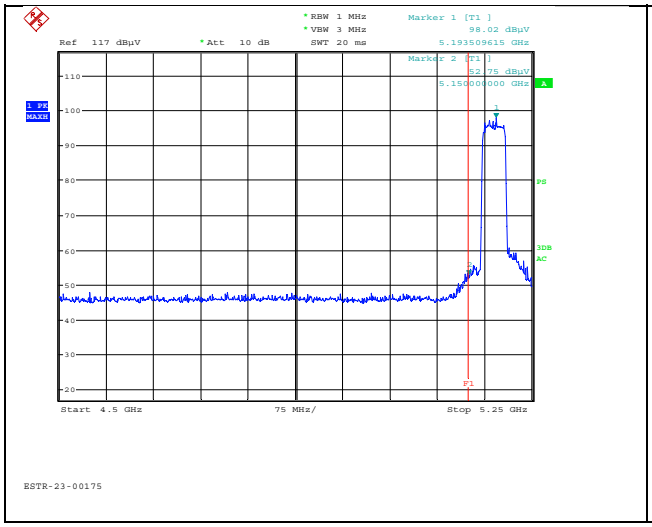

Polarity:Horizontal

Detector mode : Average

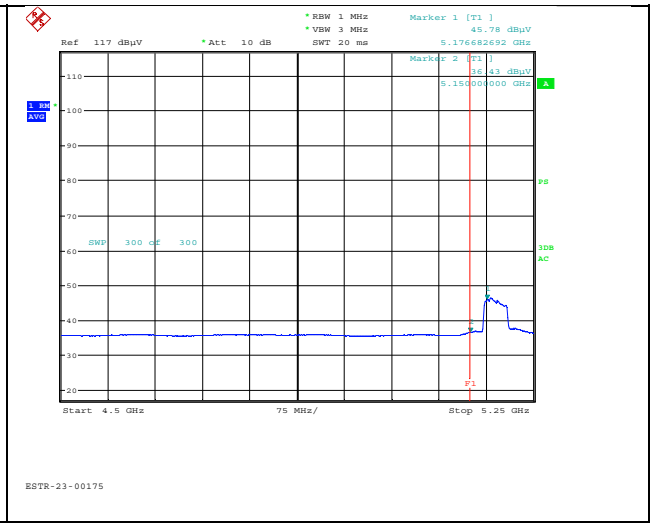

Polarity:Horizontal

Detector mode : Peak

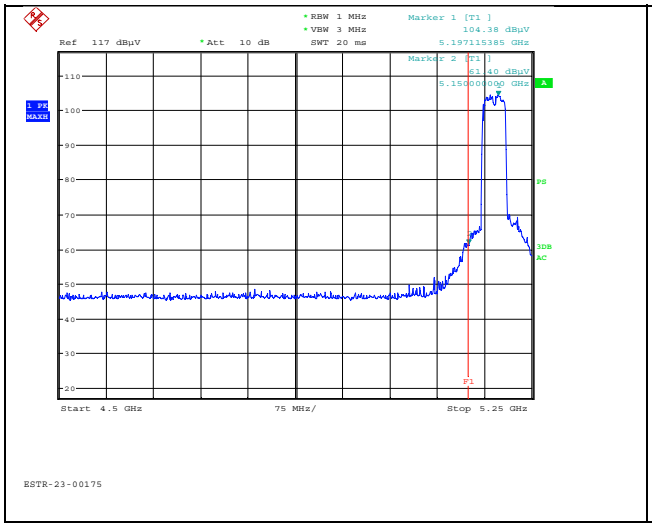

Polarity:Vertical

Detector mode : Average

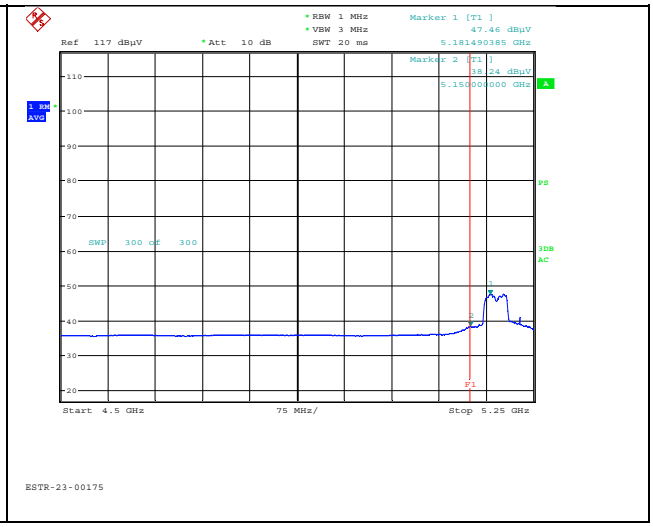

Polarity:Vertical

Modulation: 802.11ac(VHT40)_UNII-2A_MIMO_CH 62

Detector mode : Peak

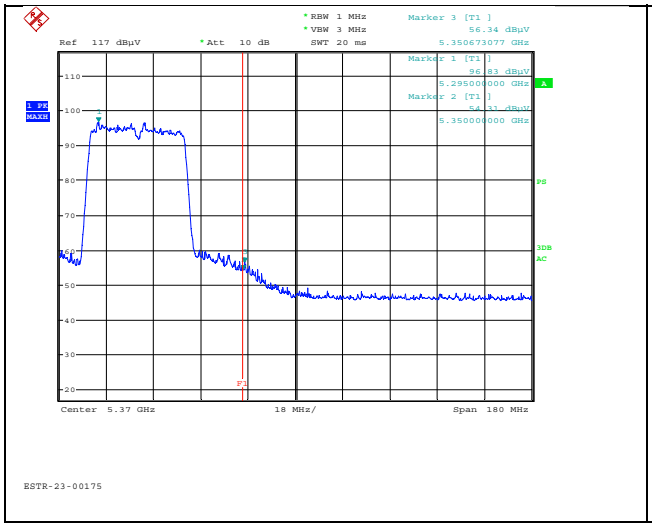

Polarity:Horizontal

Detector mode : Average

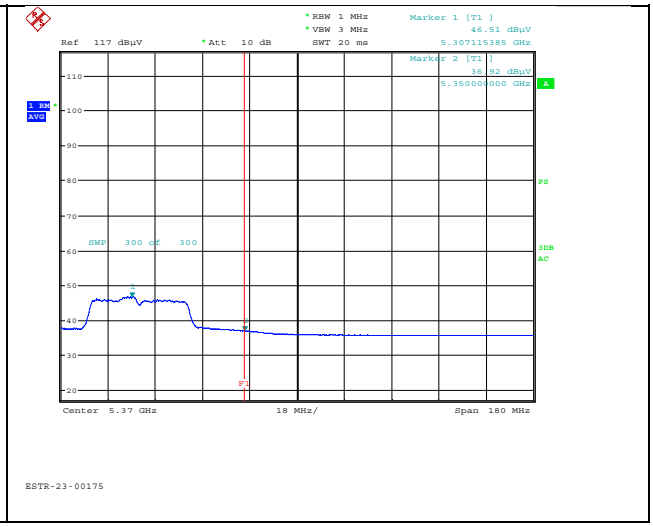

Polarity:Horizontal

Detector mode : Peak

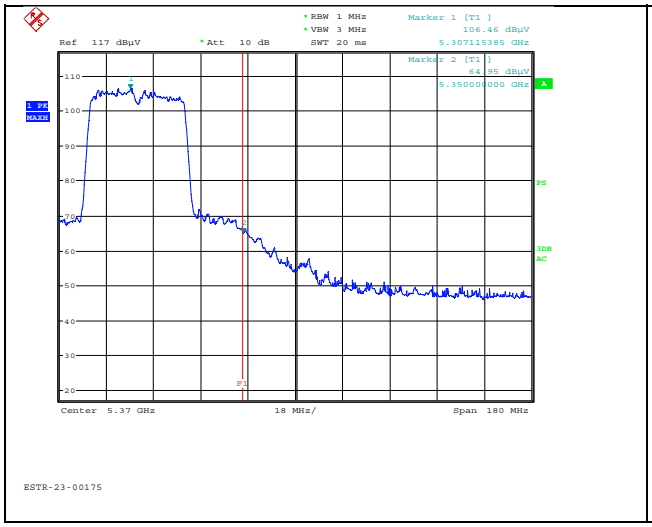

Polarity:Vertical

Detector mode : Average

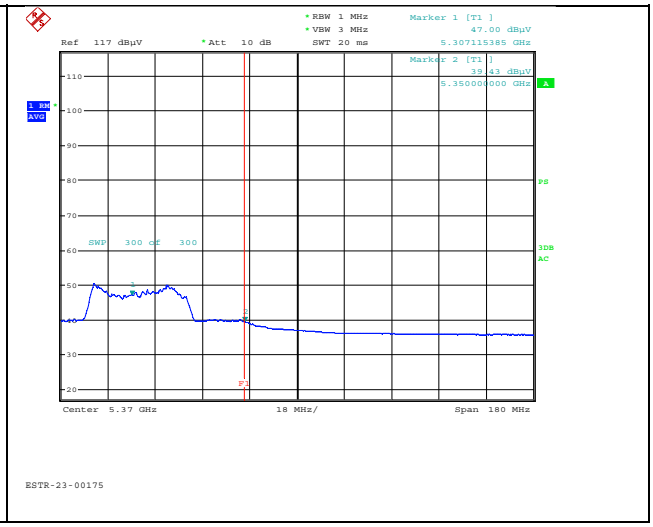

Polarity:Vertical

Modulation: 802.11ac(VHT80)_UNII-1_Ant0_CH 42

Detector mode : Peak

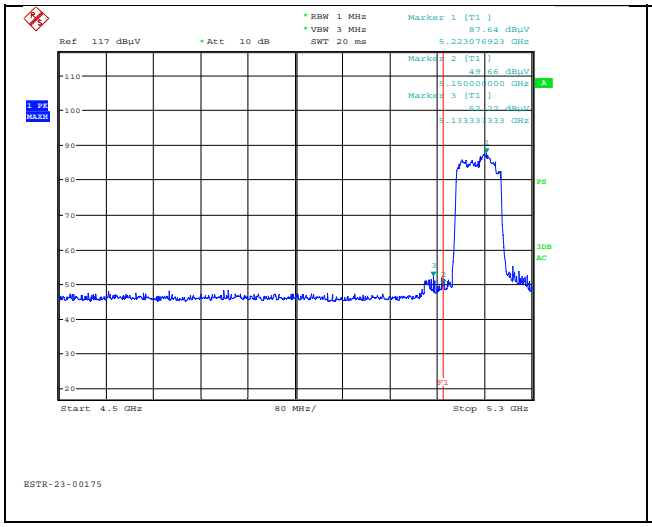

Polarity:Horizontal

Detector mode : Average

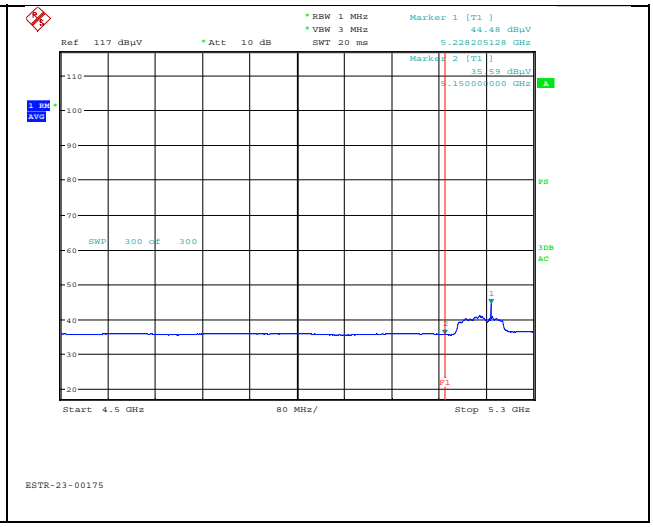

Polarity:Horizontal

Detector mode : Peak

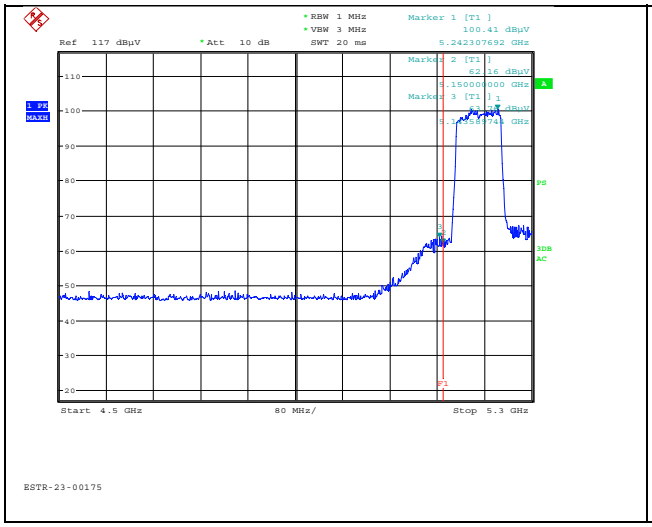

Polarity:Vertical

Detector mode : Average

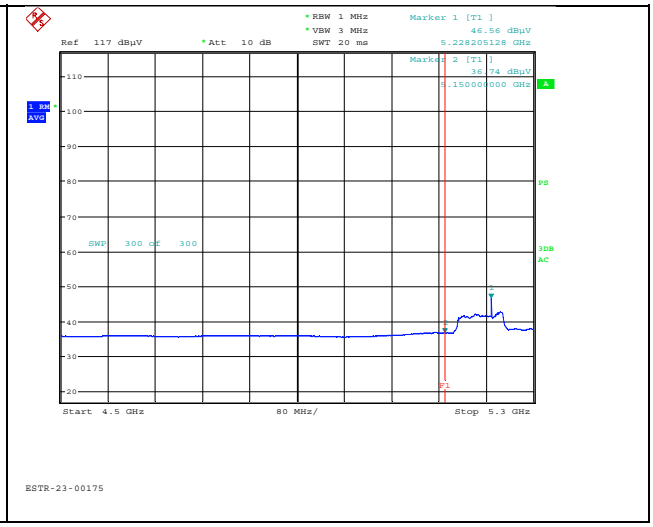

Polarity:Vertical

Modulation: 802.11ac(VHT80)_UNII-2A_Ant0_CH 58

Detector mode : Peak

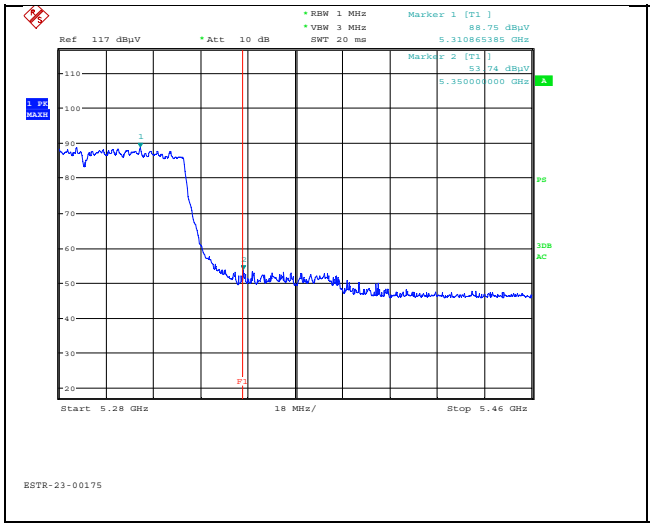

Polarity:Horizontal

Detector mode : Average

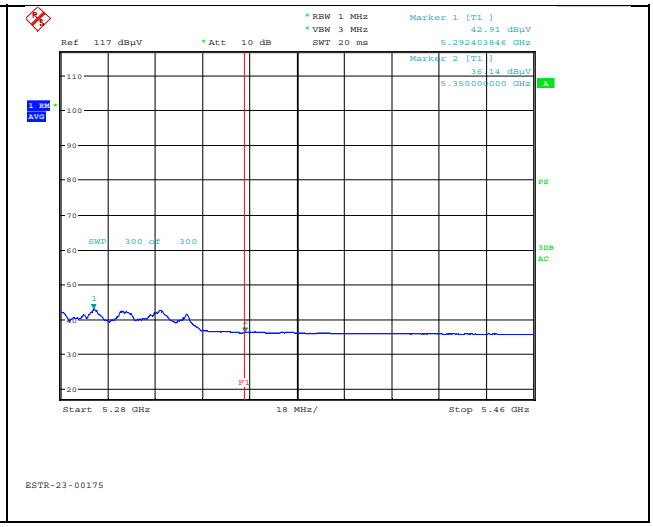

Polarity:Horizontal

Detector mode : Peak

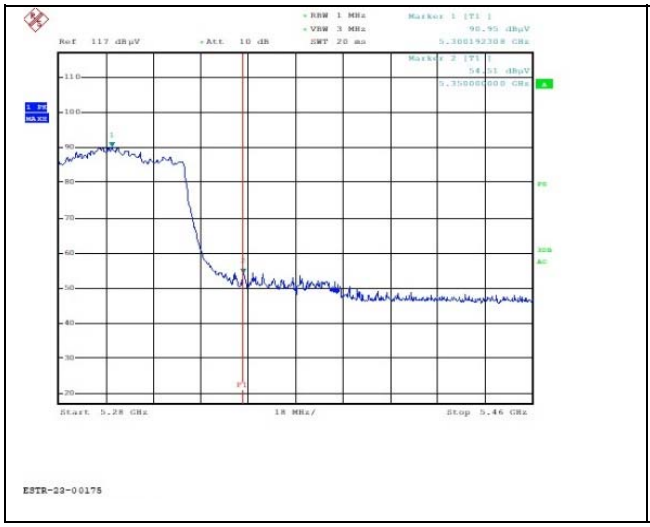

Polarity:Vertical

Detector mode : Average

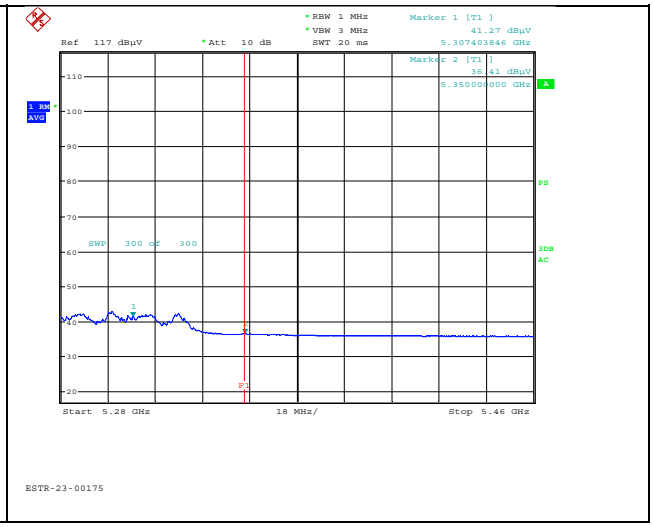

Polarity:Vertical

Modulation: 802.11ac(VHT80)_UNII-1_Ant1_CH 42

Detector mode : Peak

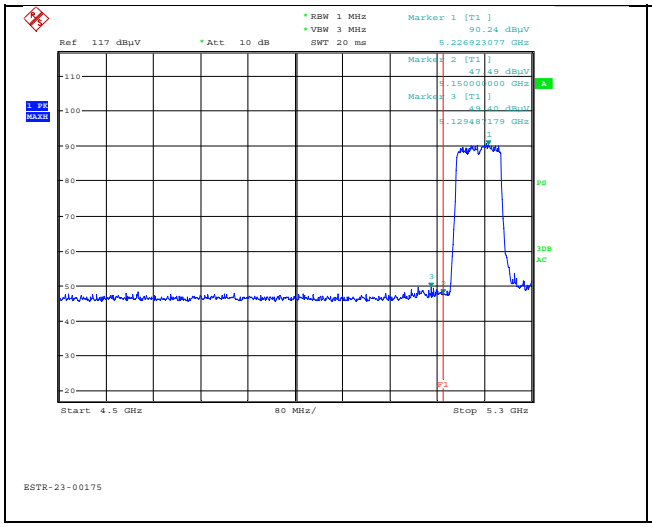

Polarity:Horizontal

Detector mode : Average

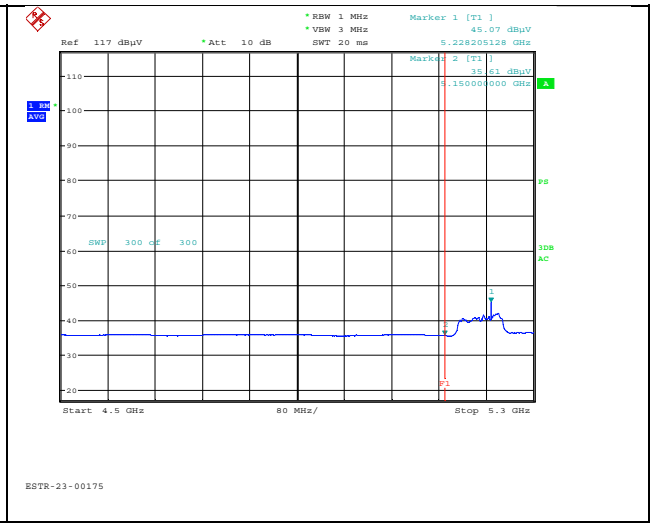

Polarity:Horizontal

Detector mode : Peak

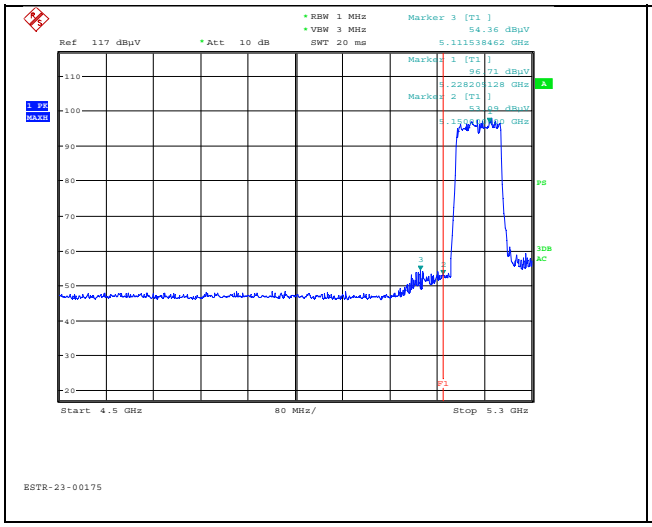

Polarity:Vertical

Detector mode : Average

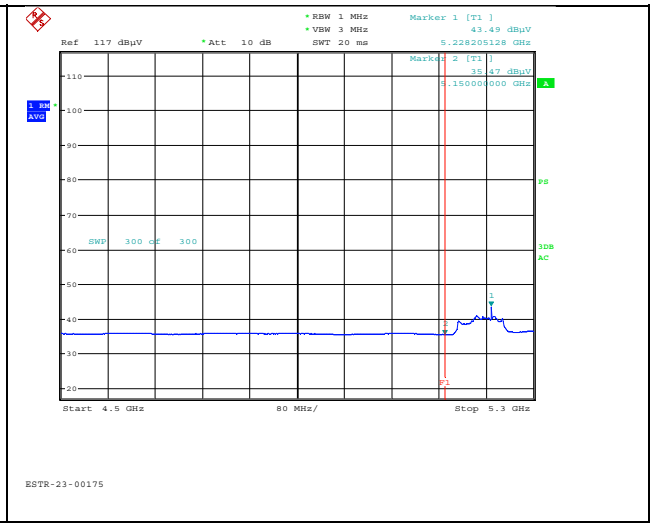

Polarity:Vertical

Modulation: 802.11ac(VHT80)_UNII-2A_Ant1_CH 58

Detector mode : Peak

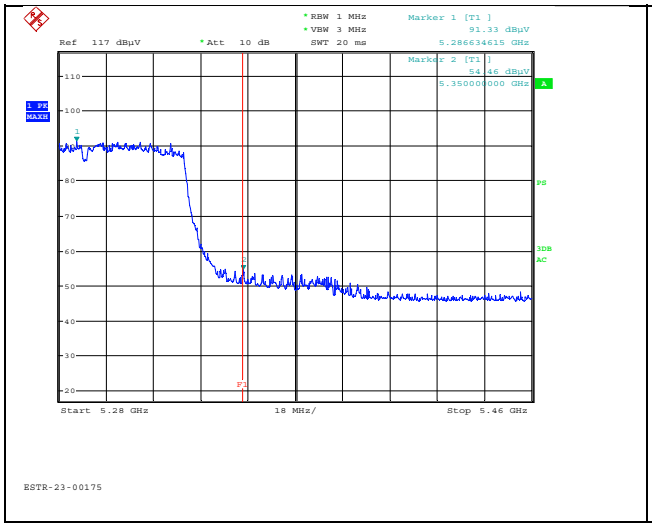

Polarity:Horizontal

Detector mode : Average

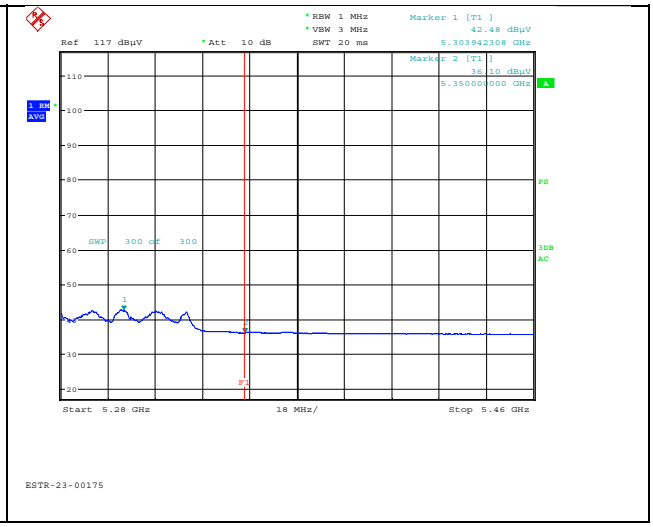

Polarity:Horizontal

Detector mode : Peak

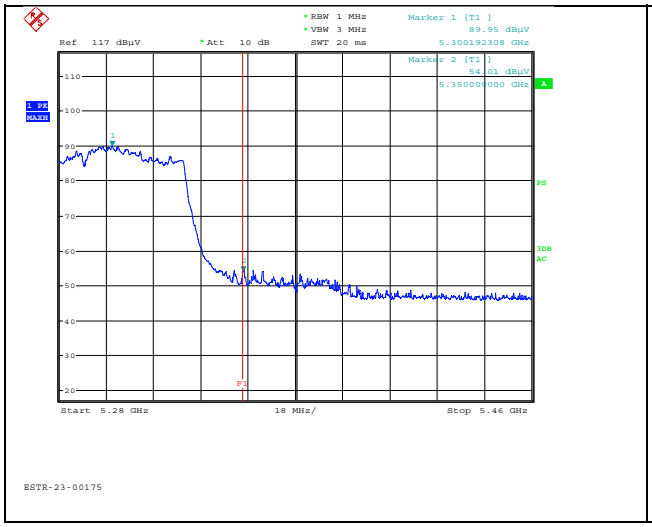

Polarity:Vertical

Detector mode : Average

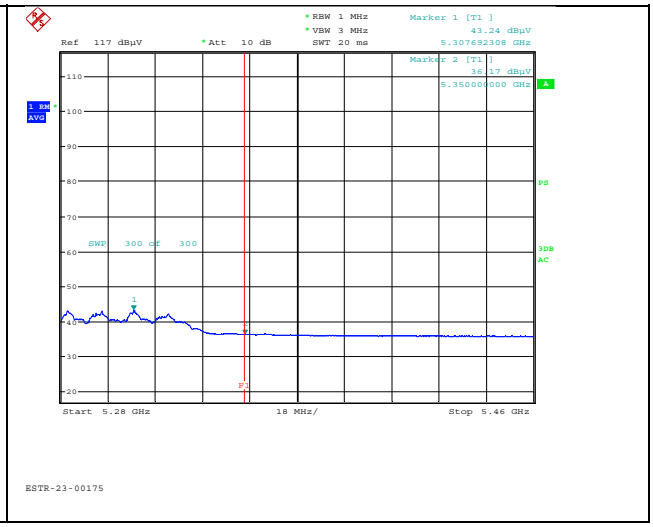

Polarity:Vertical

Modulation: 802.11ac(VHT80)_UNII-1_MIMO_CH 42

Detector mode : Peak

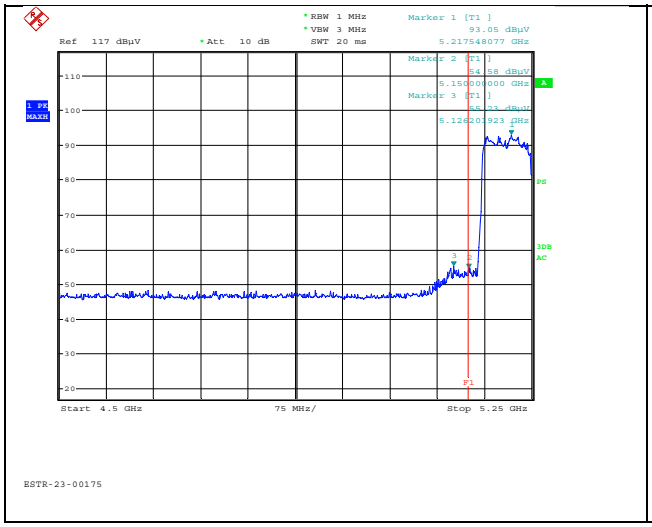

Polarity:Horizontal

Detector mode : Average

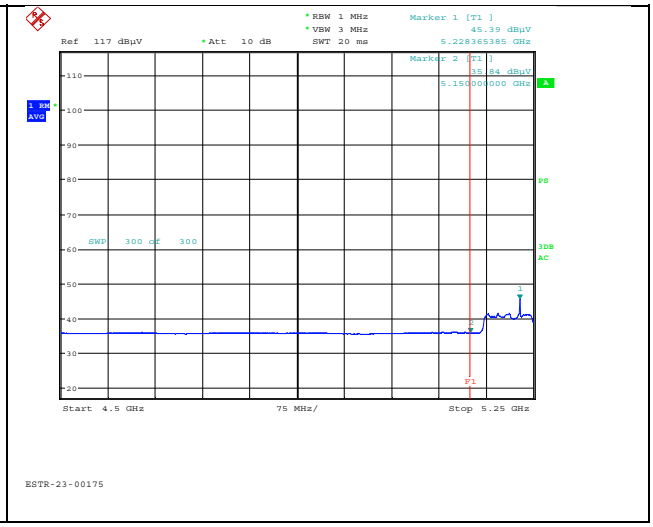

Polarity:Horizontal

Detector mode : Peak

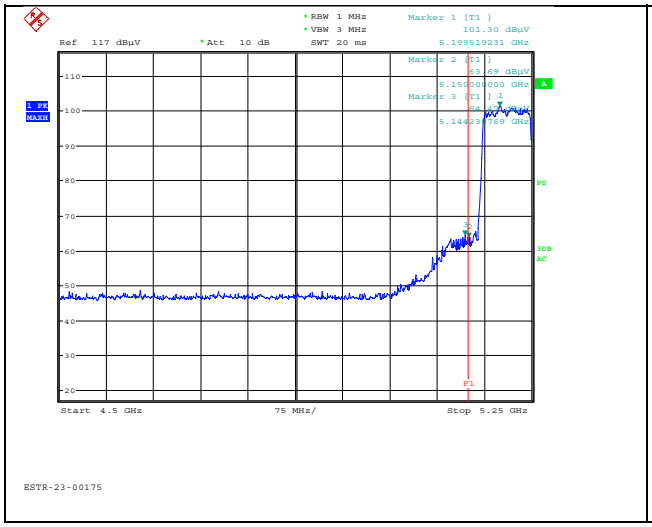

Polarity:Vertical

Detector mode : Average

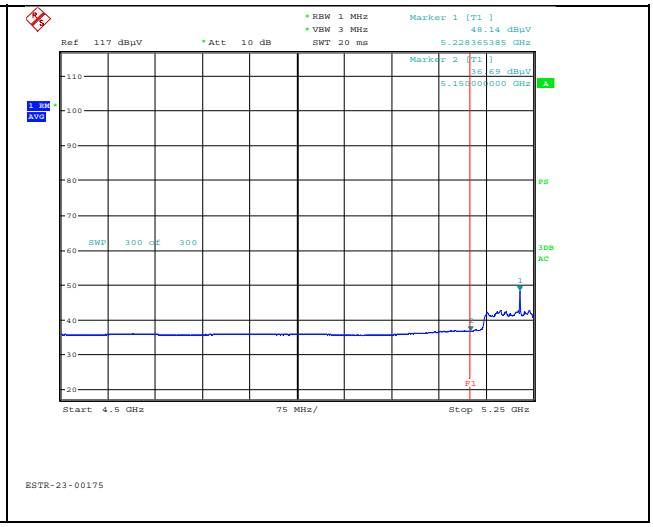

Polarity:Vertical

Modulation: 802.11ac(VHT80)_UNII-2A_MIMO_CH 58

Detector mode : Peak

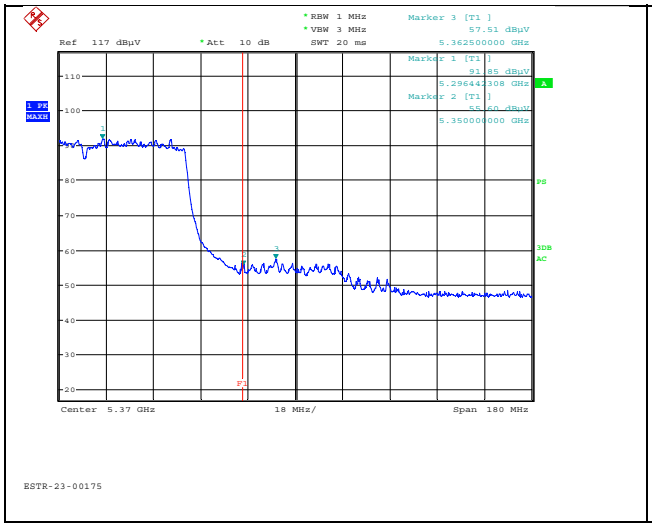

Polarity:Horizontal

Detector mode : Average

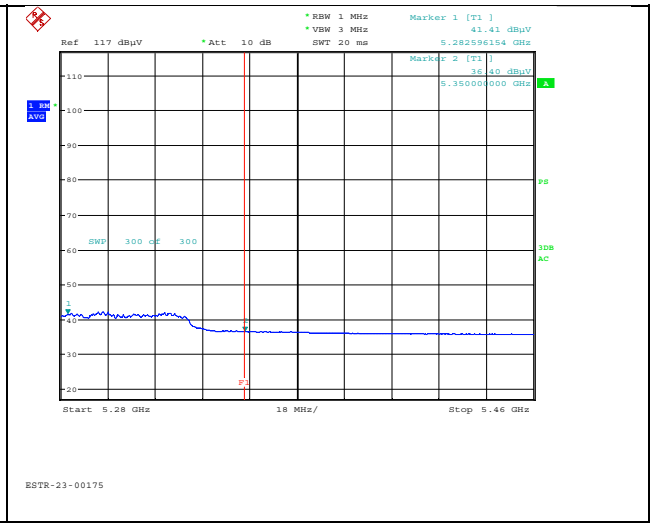

Polarity:Horizontal

Detector mode : Peak

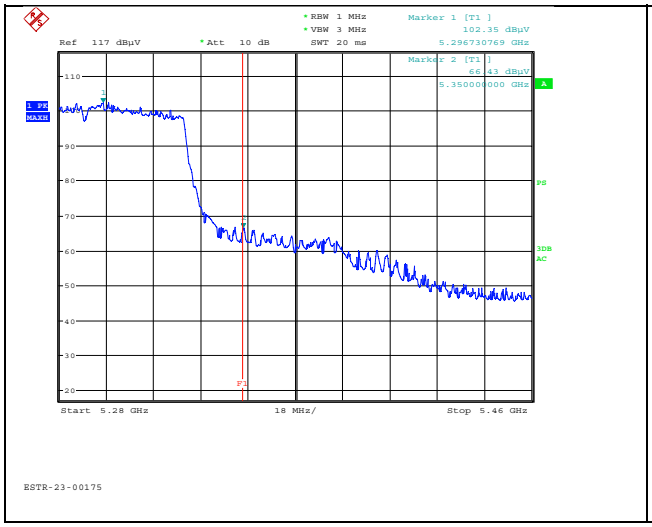

Polarity:Vertical

Detector mode : Average

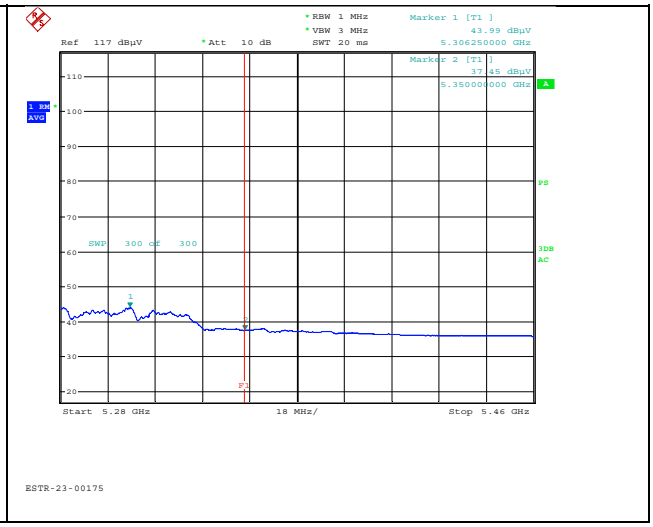

Polarity:Vertical

Modulation: 802.11ax(HE20)_UNII-1_Ant0_CH 36

Detector mode : Peak

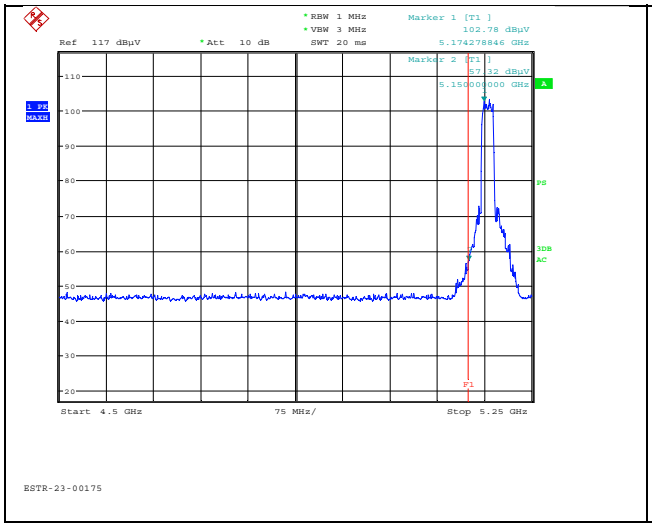

Polarity:Horizontal

Detector mode : Average

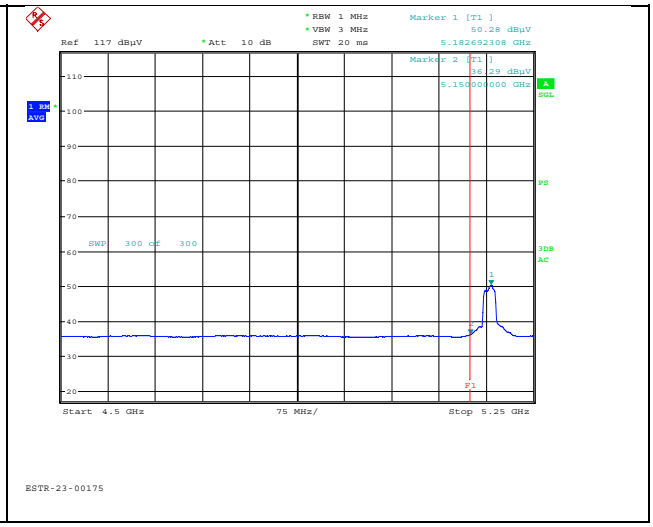

Polarity:Horizontal

Detector mode : Peak

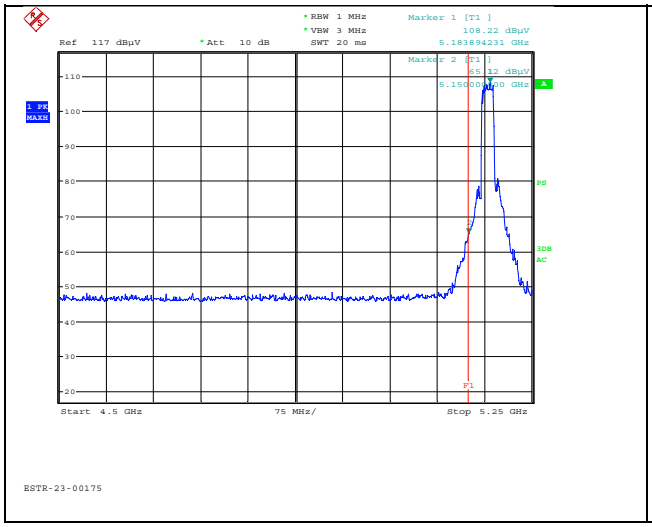

Polarity:Vertical

Detector mode : Average

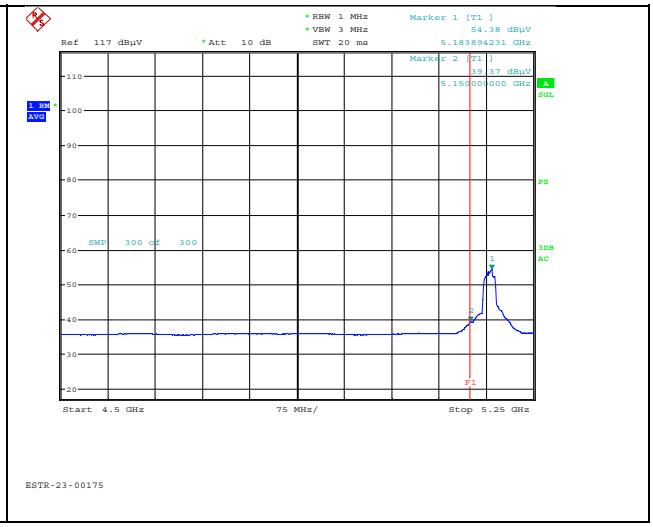

Polarity:Vertical

Modulation: 802.11ax(HE20)_UNII-2A_Ant0_CH 64

Detector mode : Peak

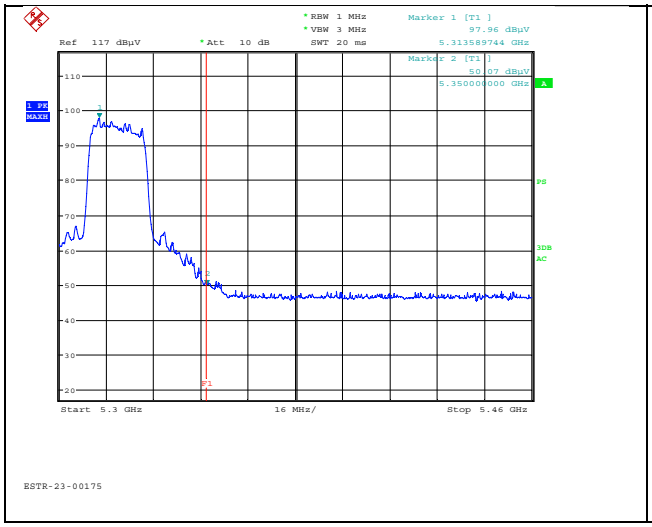

Polarity:Horizontal

Detector mode : Average

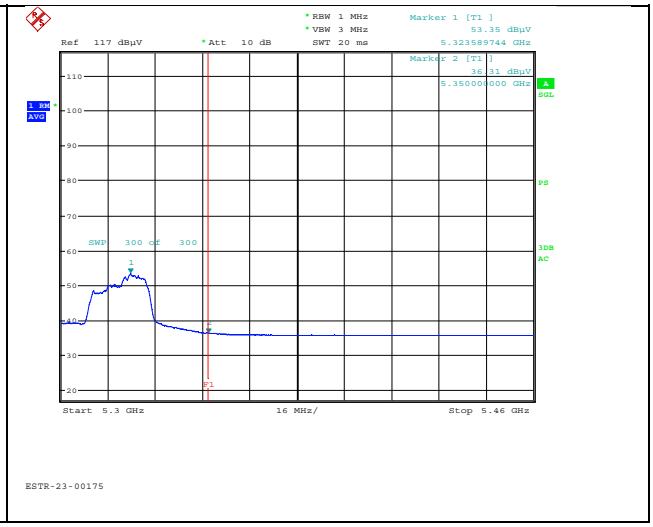

Polarity:Horizontal

Detector mode : Peak

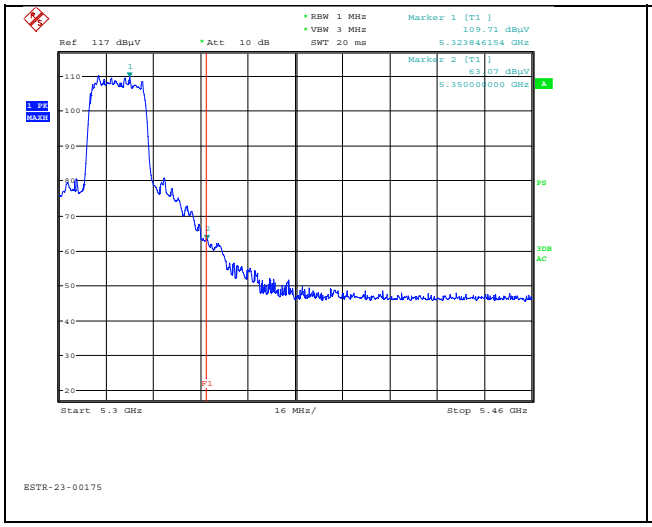

Polarity:Vertical

Detector mode : Average

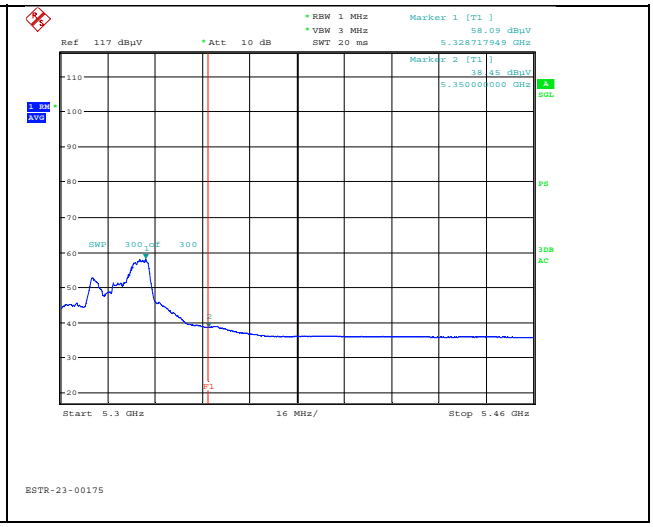

Polarity:Vertical

Modulation: 802.11ax(HE20)_UNII-1_Ant1_CH 36

Detector mode : Peak

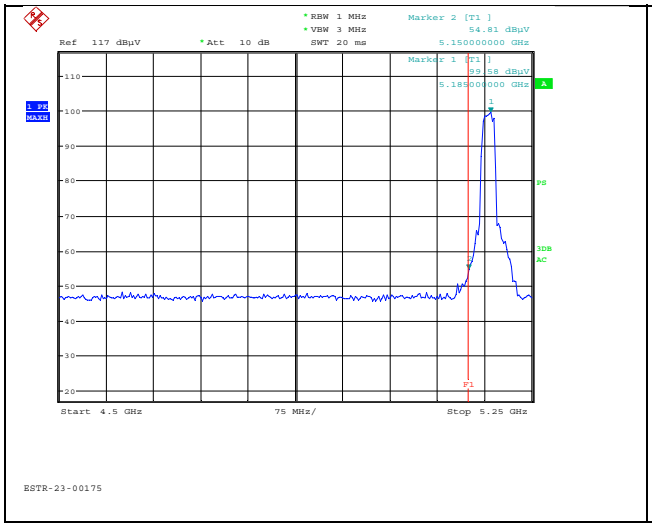

Polarity:Horizontal

Detector mode : Average

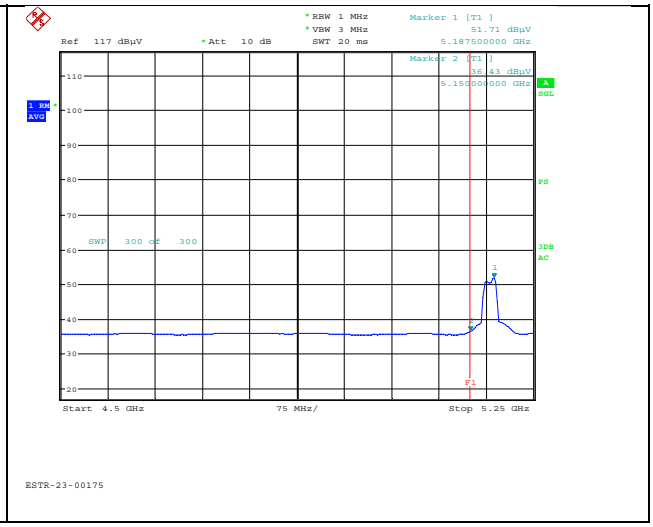

Polarity:Horizontal

Detector mode : Peak

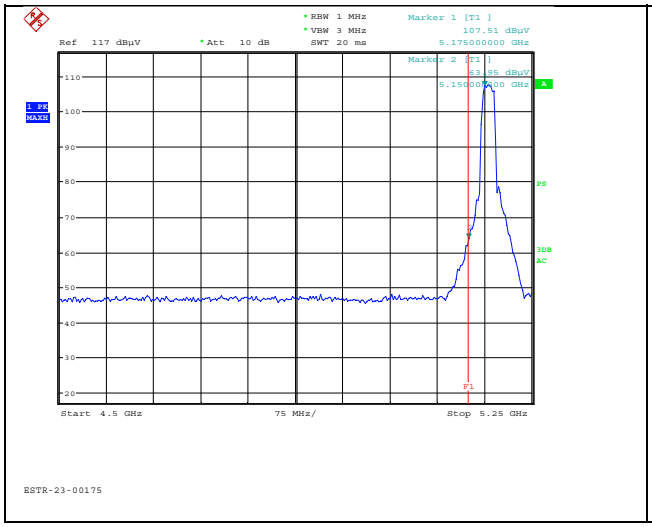

Polarity:Vertical

Detector mode : Average

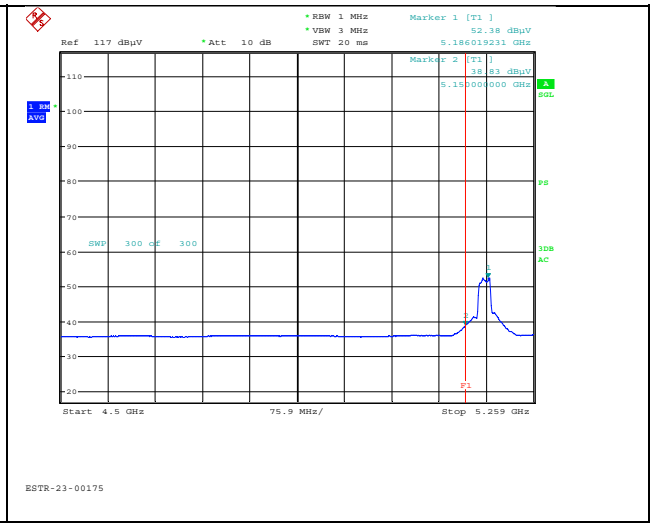

Polarity:Vertical

Modulation: 802.11ax(HE20)_UNII-2A_Ant1_CH 64

Detector mode : Peak

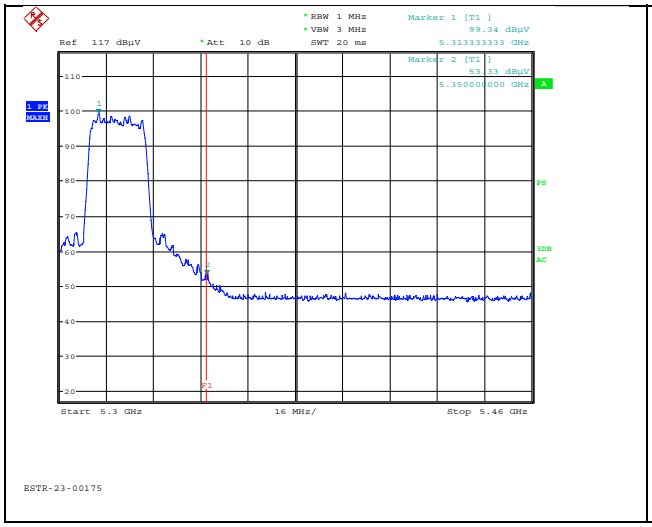

Polarity:Horizontal

Detector mode : Average

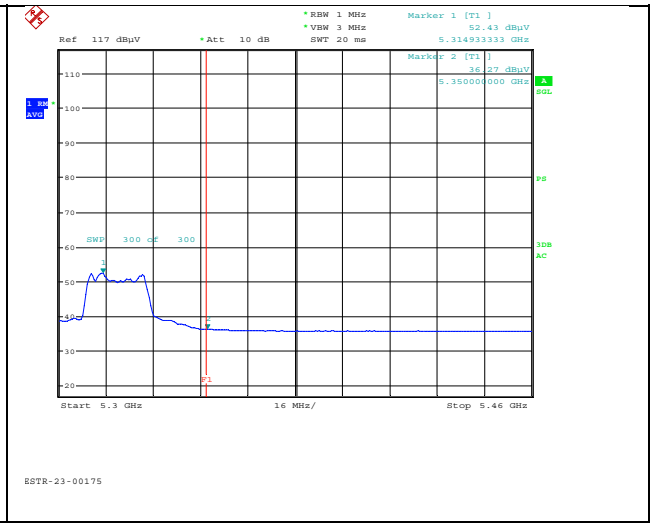

Polarity:Horizontal

Detector mode : Peak

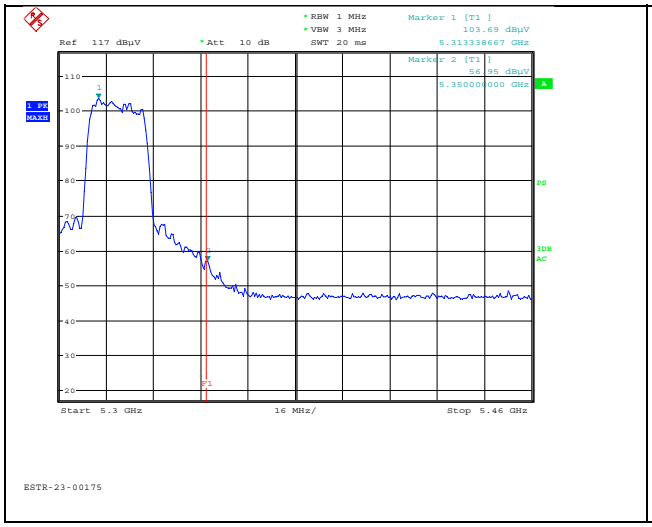

Polarity:Vertical

Detector mode : Average

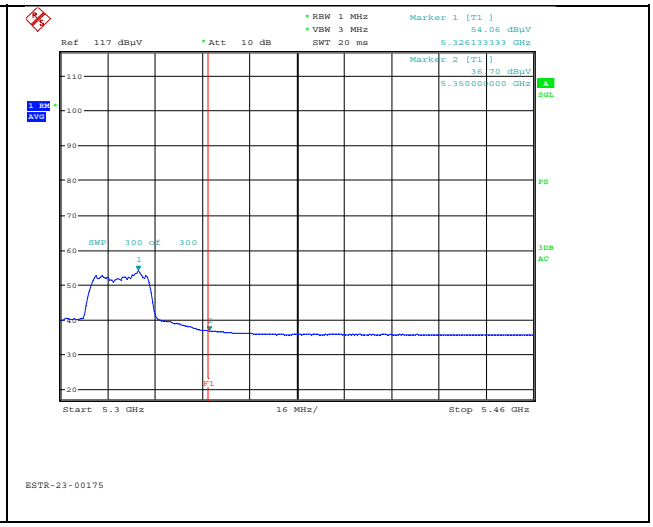

Polarity:Vertical

Modulation: 802.11ax(HE20)_UNII-1_MIMO_CH 36

Detector mode : Peak

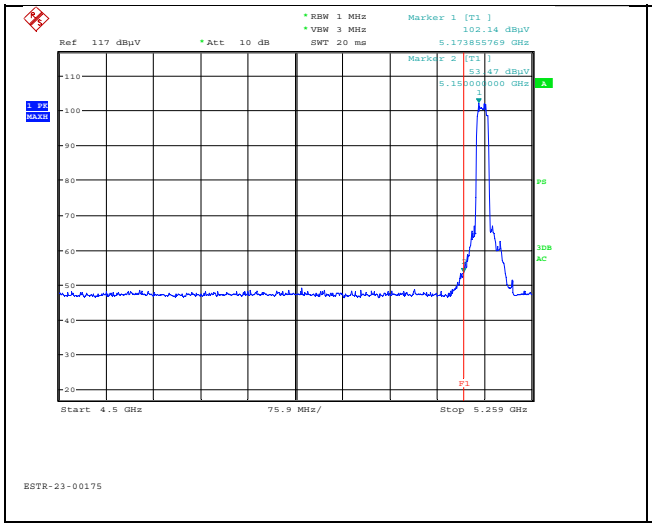

Polarity:Horizontal

Detector mode : Average

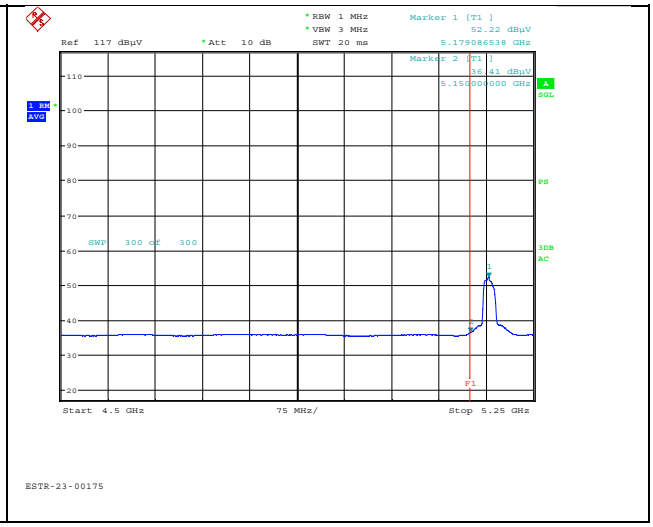

Polarity:Horizontal

Detector mode : Peak

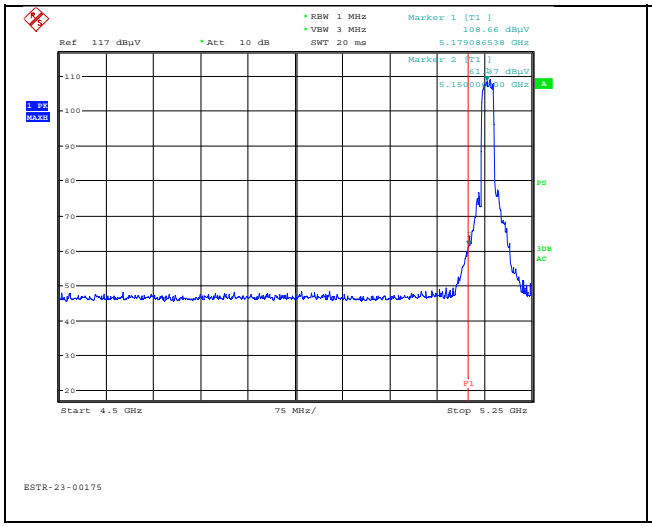

Polarity:Vertical

Detector mode : Average

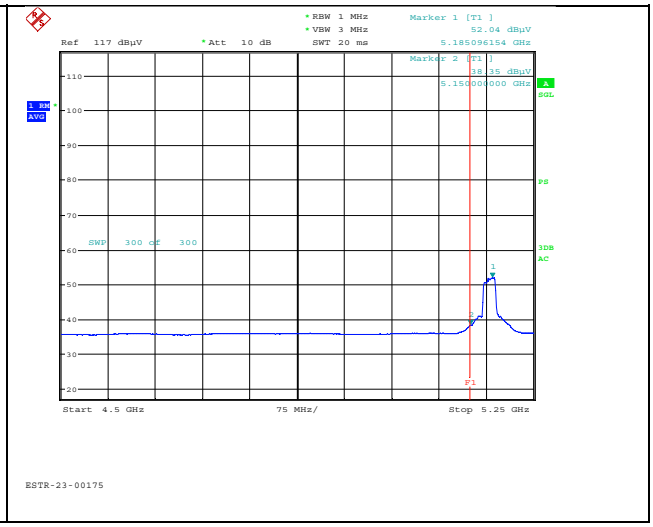

Polarity:Vertical

Modulation: 802.11ax(HE20)_UNII-2A_MIMO_CH 64

Detector mode : Peak

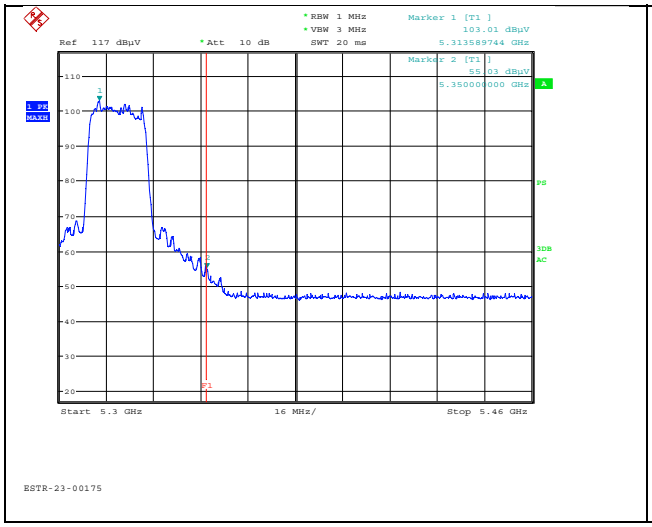

Polarity:Horizontal

Detector mode : Average

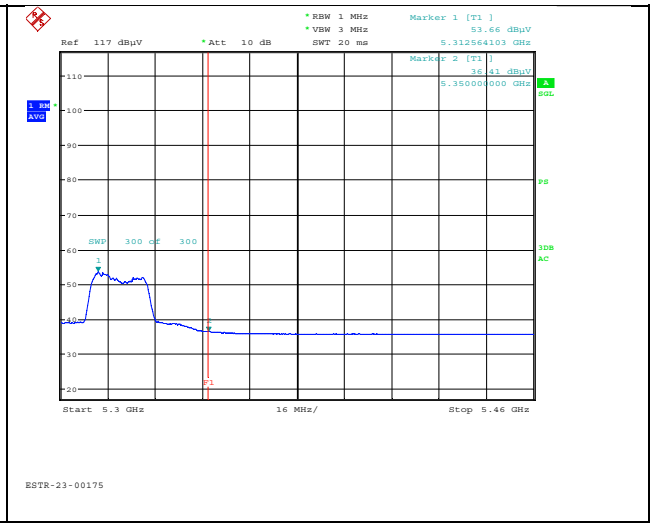

Polarity:Horizontal

Detector mode : Peak

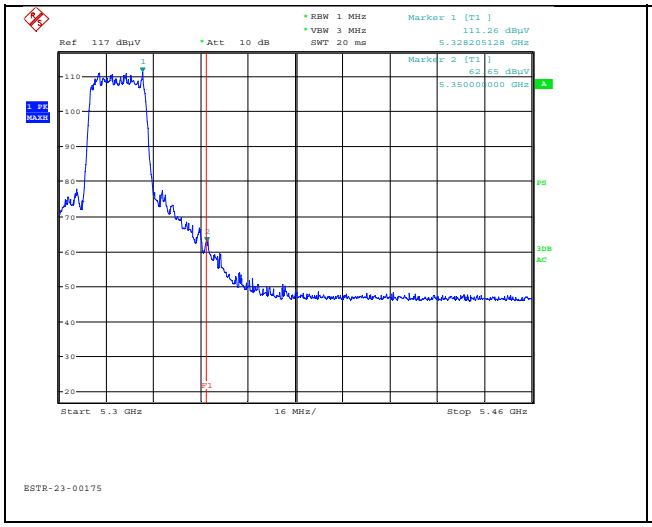

Polarity:Vertical

Detector mode : Average

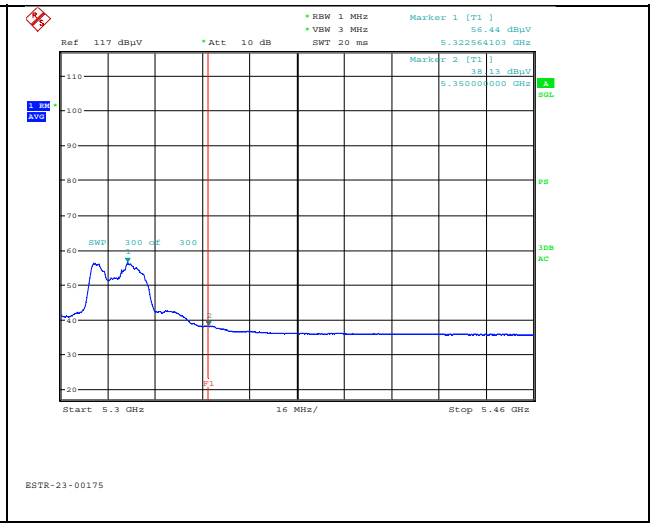

Polarity:Vertical

Modulation: 802.11ax(HE40)_UNII-1_Ant0_CH 38

Detector mode : Peak

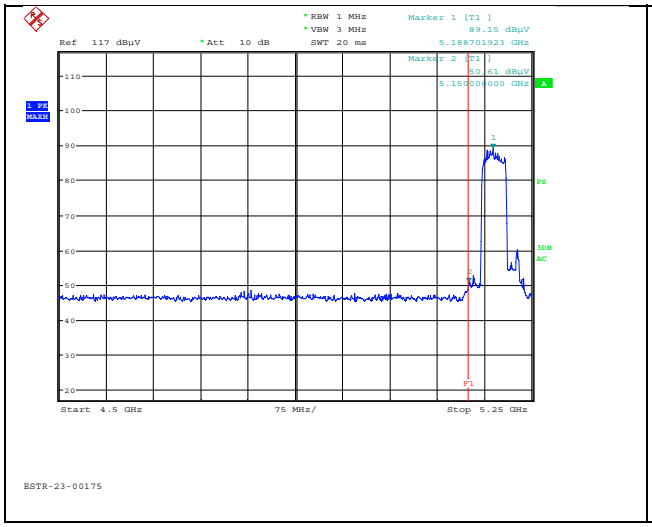

Polarity:Horizontal

Detector mode : Average

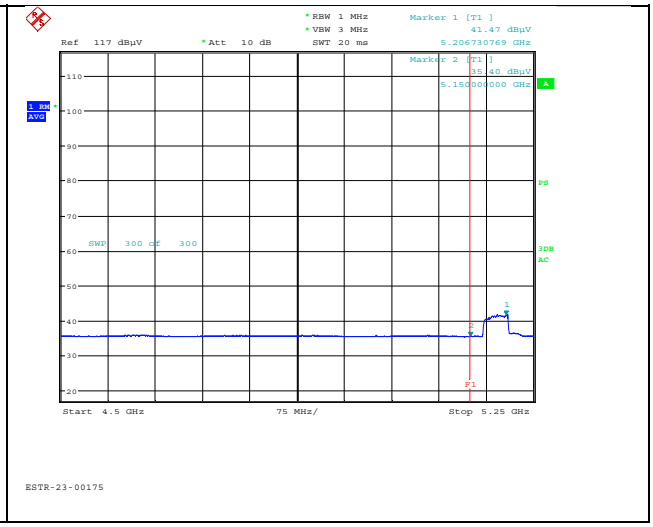

Polarity:Horizontal

Detector mode : Peak

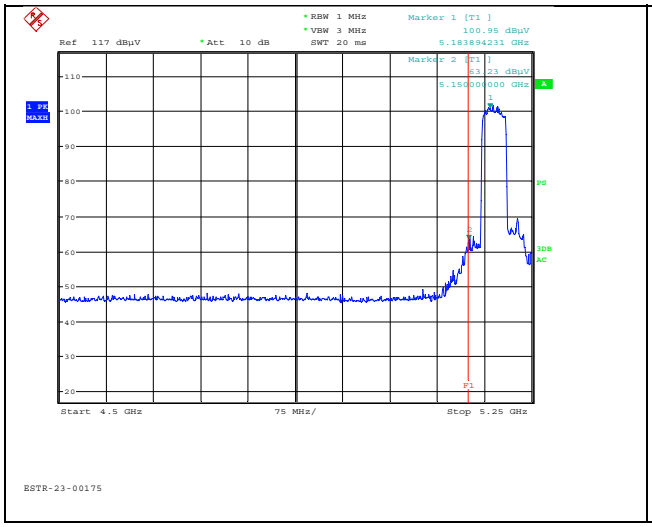

Polarity:Vertical

Detector mode : Average

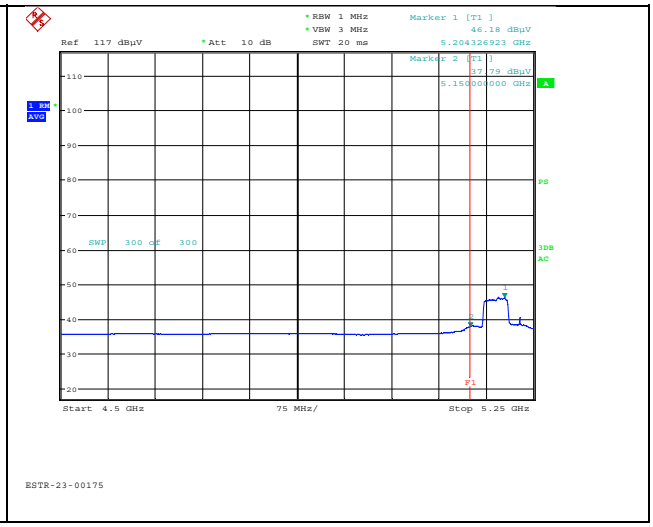

Polarity:Vertical

Modulation: 802.11ax(HE40)_UNII-2A_Ant0_CH 62

Detector mode : Peak

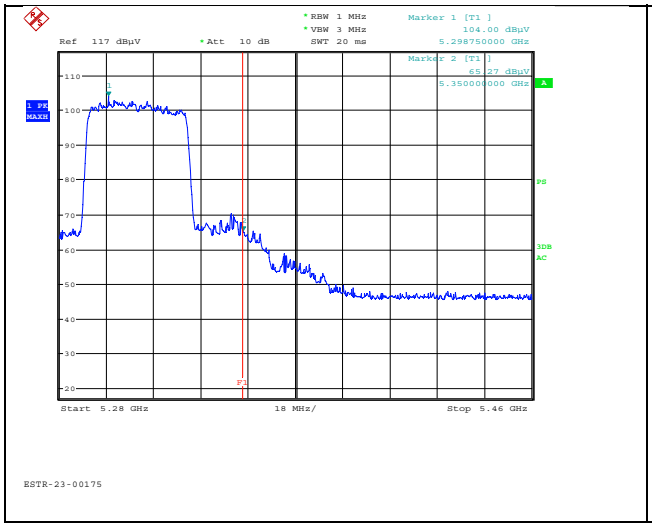

Polarity:Horizontal

Detector mode : Average

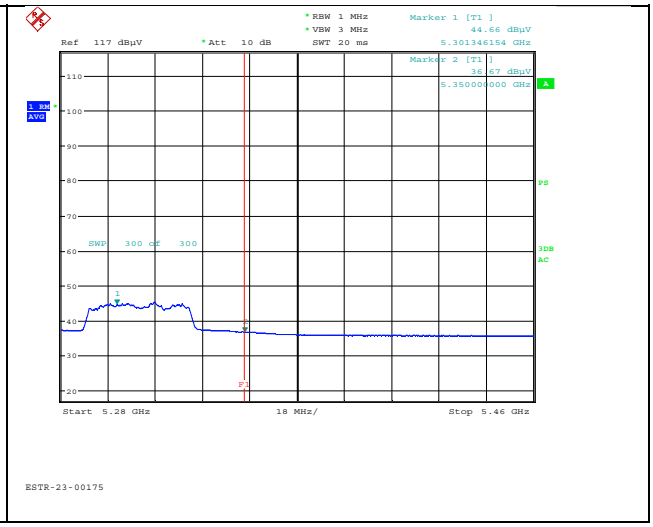

Polarity:Horizontal

Detector mode : Peak

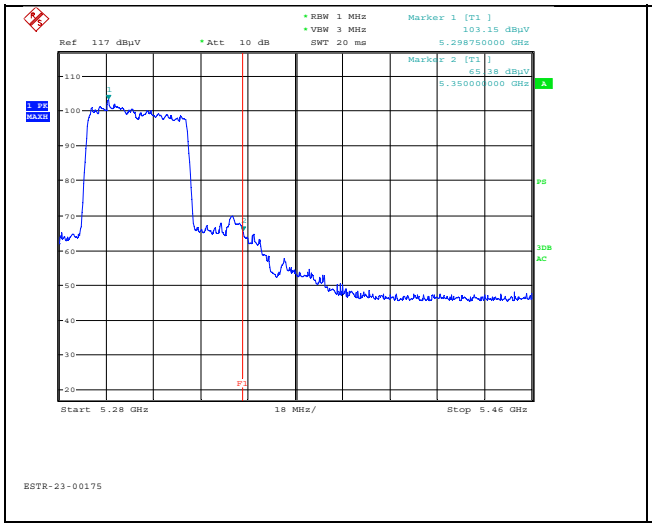

Polarity:Vertical

Detector mode : Average

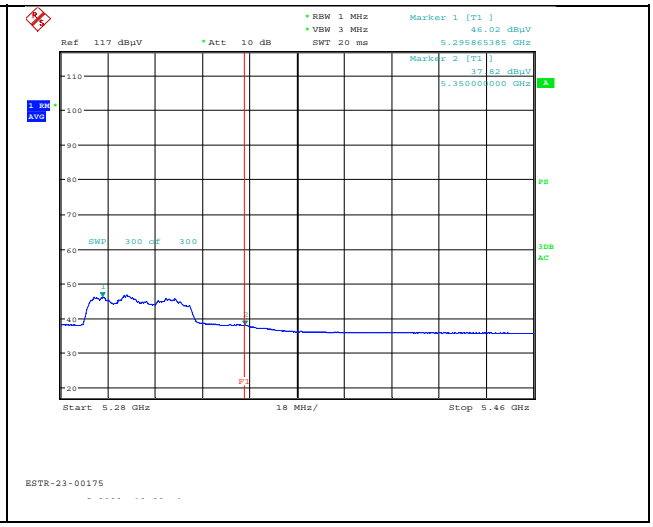

Polarity:Vertical

Modulation: 802.11ax(HE40)_UNII-1_Ant1_CH 38

Detector mode : Peak

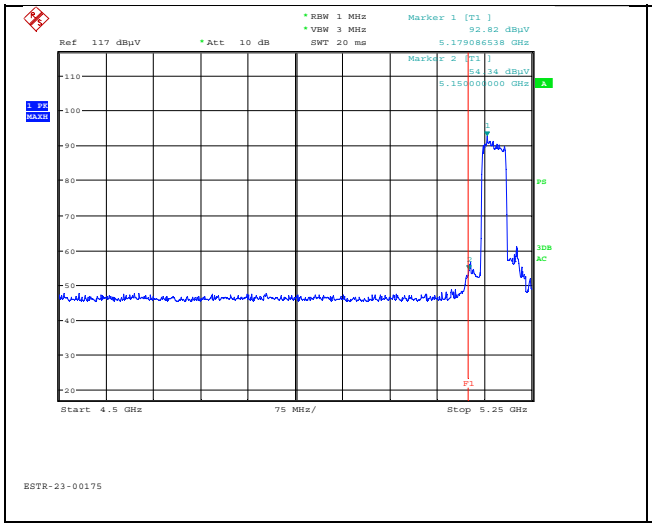

Polarity:Horizontal

Detector mode : Average

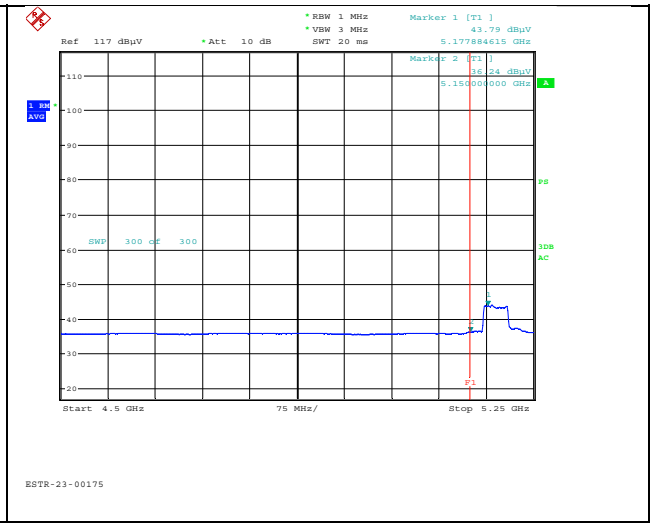

Polarity:Horizontal

Detector mode : Peak

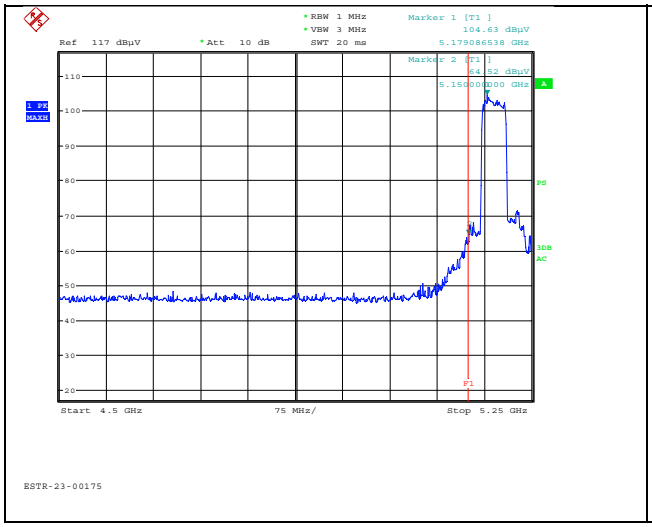

Polarity:Vertical

Detector mode : Average

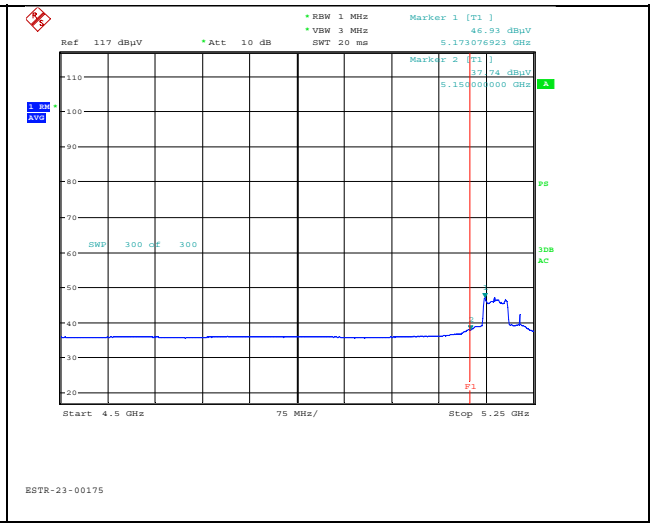

Polarity:Vertical

Modulation: 802.11ax(HE40)_UNII-2A_Ant1_CH 62

Detector mode : Peak

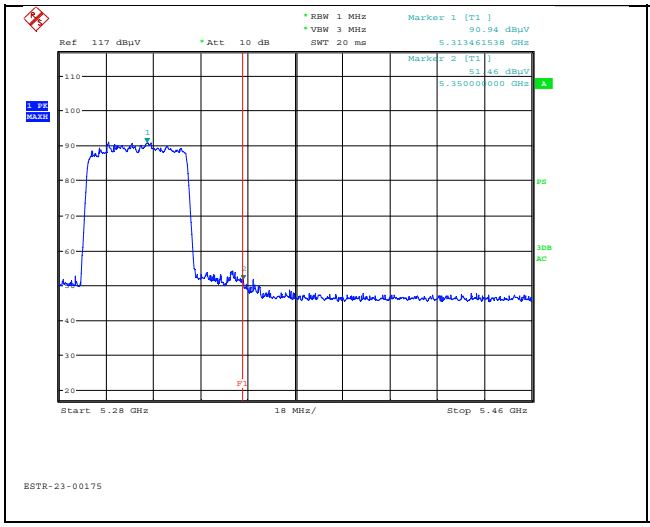

Polarity:Horizontal

Detector mode : Average

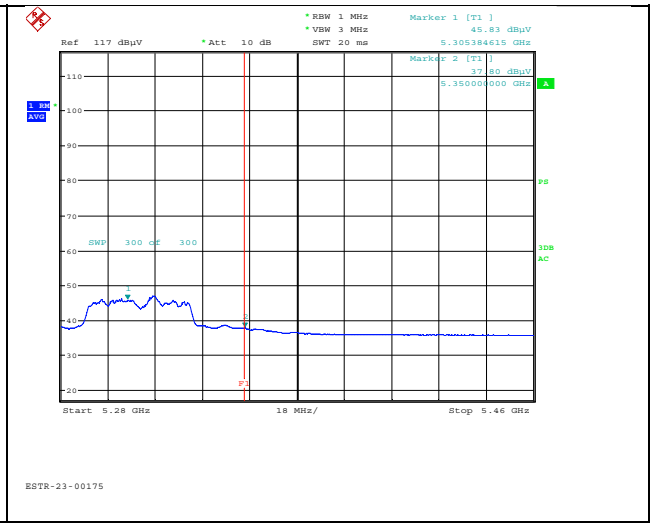

Polarity:Horizontal

Detector mode : Peak

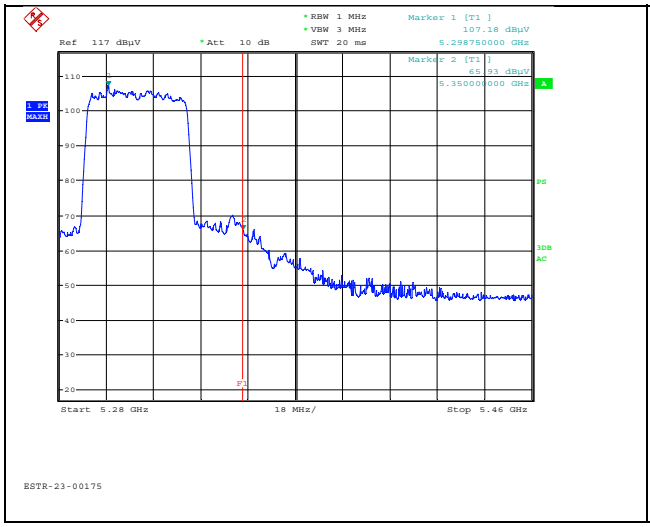

Polarity:Vertical

Detector mode : Average

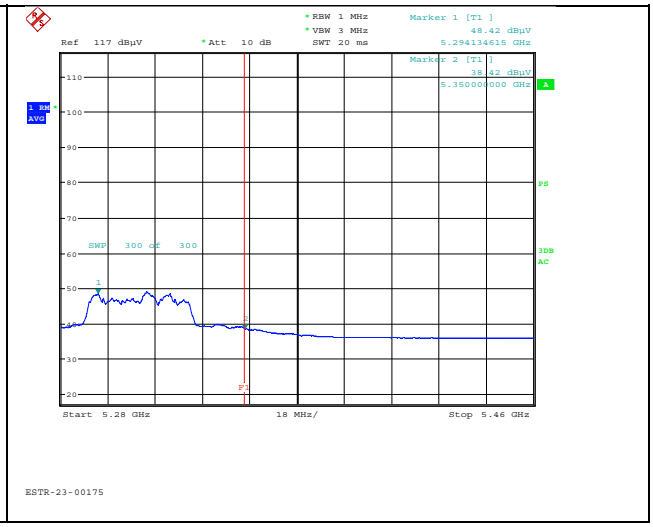

Polarity:Vertical

Modulation: 802.11ax(HE40)_UNII-1_MIMO_CH 38

Detector mode : Peak

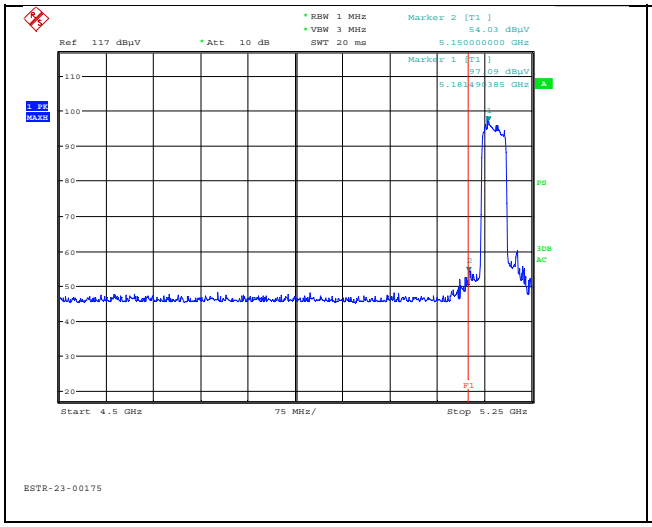

Polarity:Horizontal

Detector mode : Average

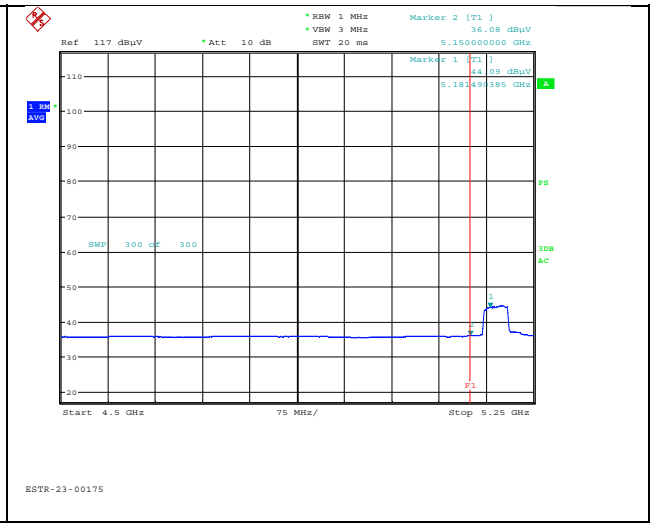

Polarity:Horizontal

Detector mode : Peak

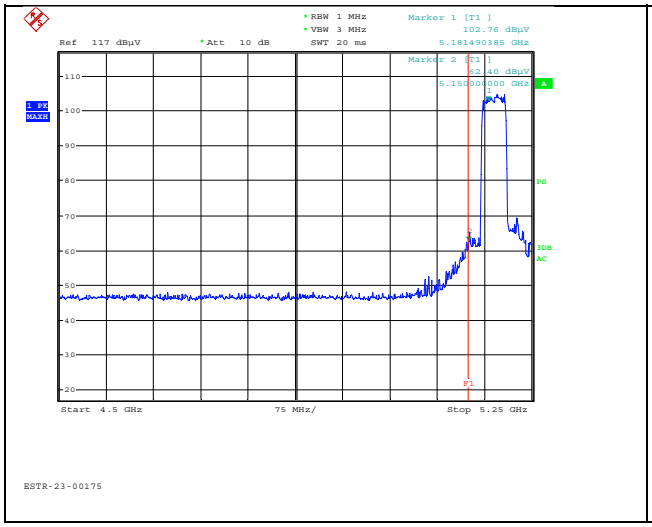

Polarity:Vertical

Detector mode : Average

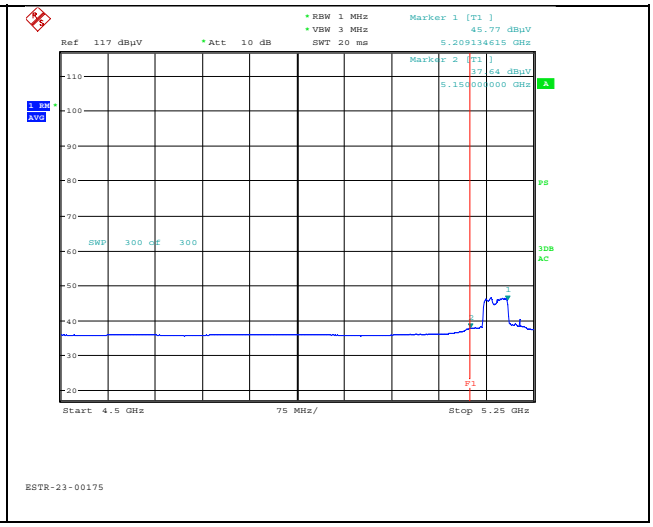

Polarity:Vertical

Modulation: 802.11ax(HE40)_UNII-2A_MIMO_CH 62

Detector mode : Peak

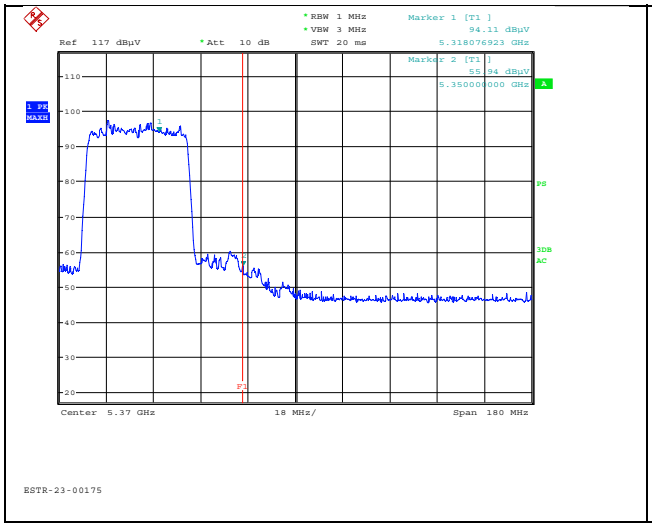

Polarity:Horizontal

Detector mode : Average

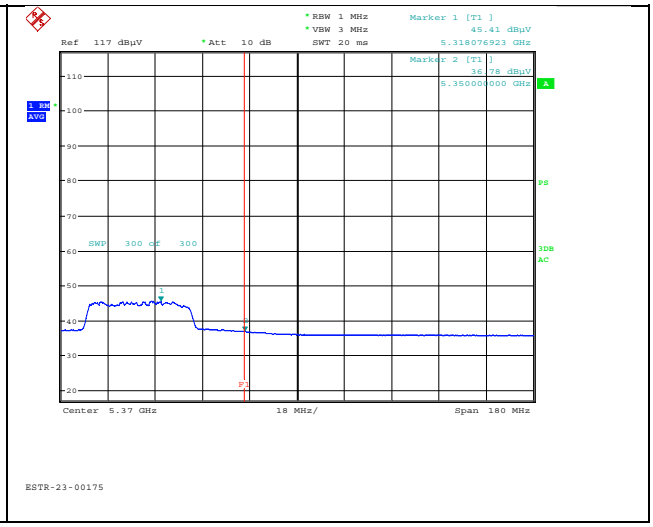

Polarity:Horizontal

Detector mode : Peak

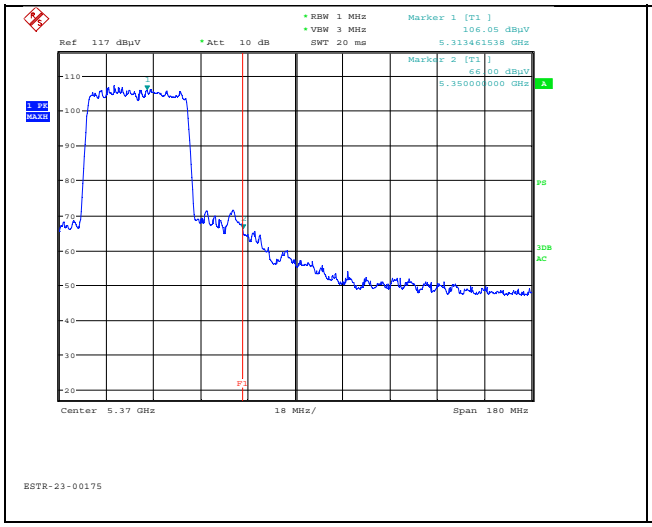

Polarity:Vertical

Detector mode : Average

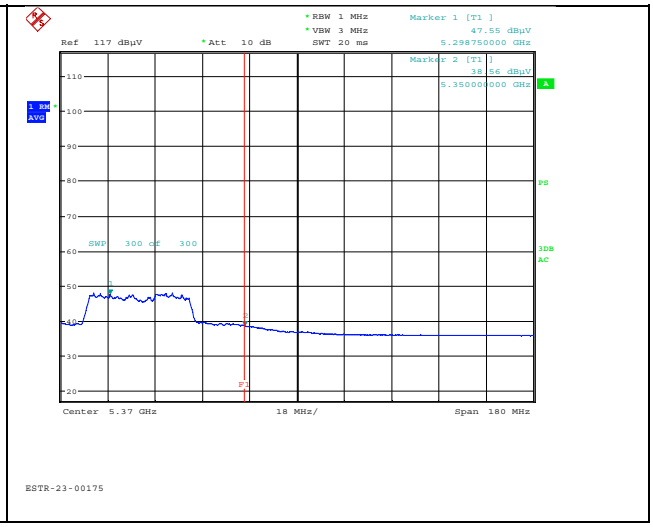

Polarity:Vertical

Modulation: 802.11ax(HE80)_UNII-1_Ant0_CH 42

Detector mode : Peak

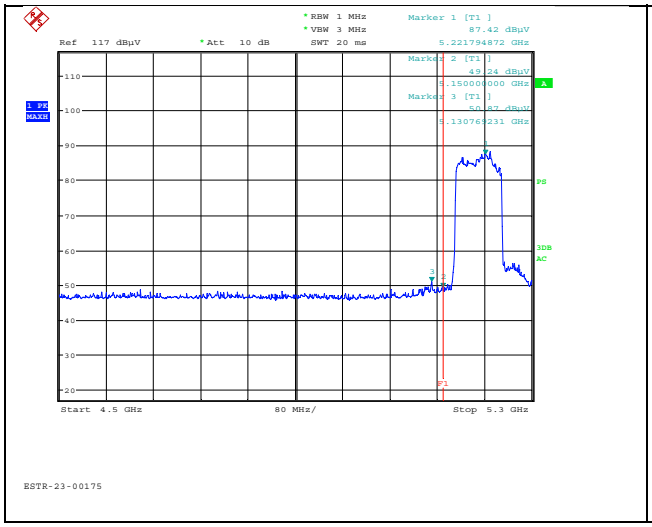

Polarity:Horizontal

Detector mode : Average

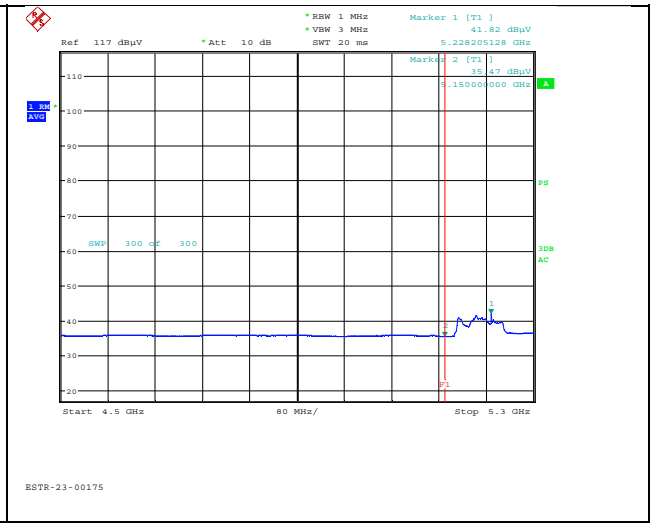

Polarity:Horizontal

Detector mode : Peak

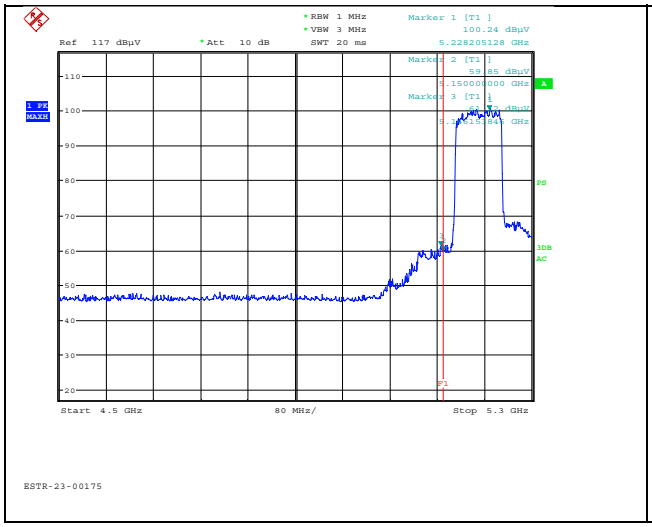

Polarity:Vertical

Detector mode : Average

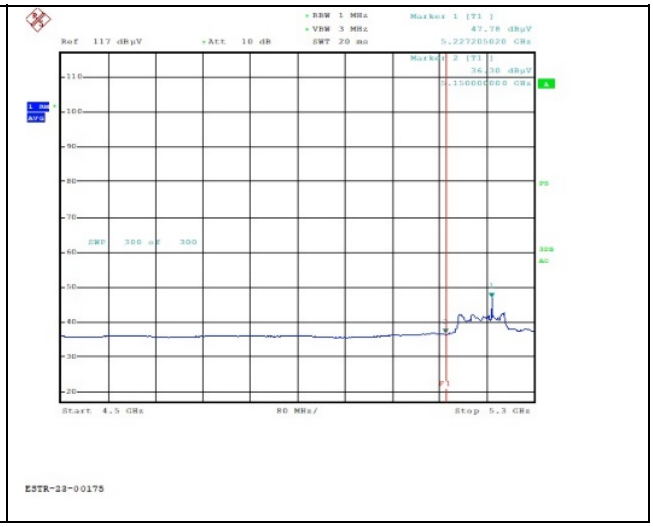

Polarity:Vertical

Modulation: 802.11ax(HE80)_UNII-2A_Ant0_CH 58

Detector mode : Peak

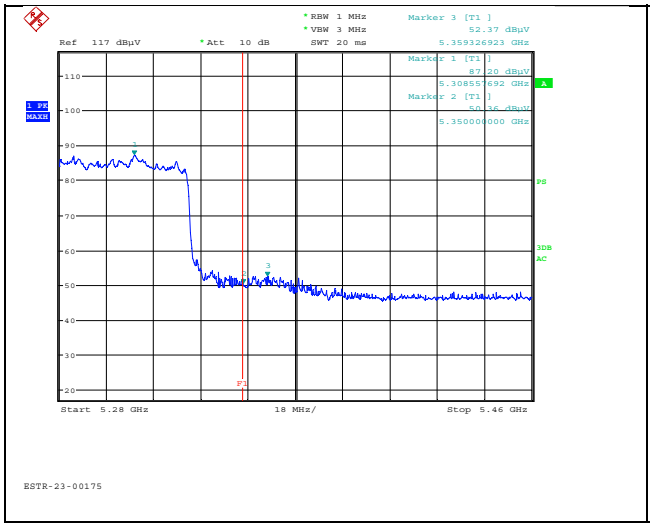

Polarity:Horizontal

Detector mode : Average

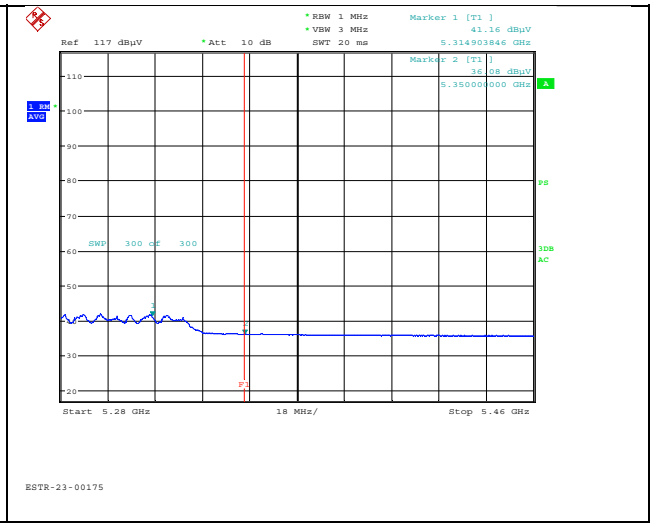

Polarity:Horizontal

Detector mode : Peak

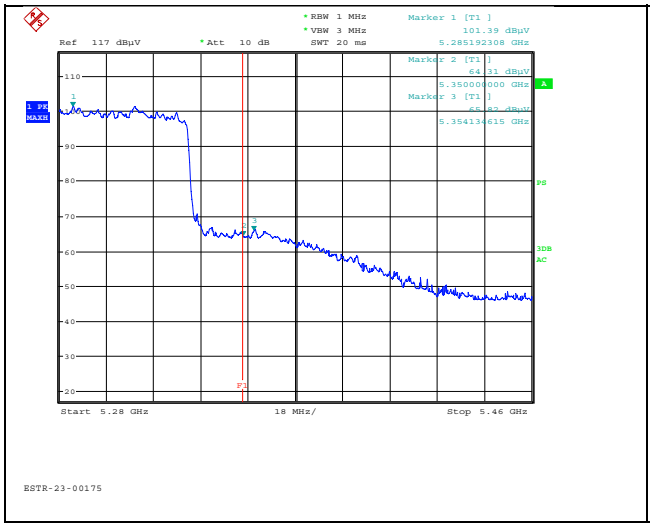

Polarity:Vertical

Detector mode : Average

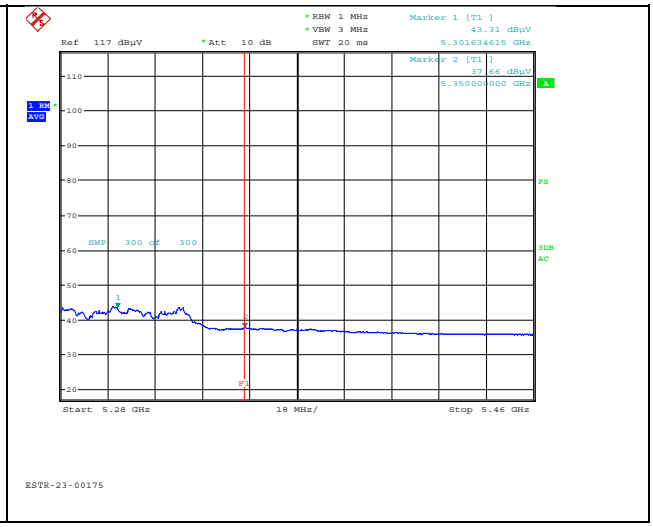

Polarity:Vertical

Modulation: 802.11ax(HE80)_UNII-1_Ant1_CH 42

Detector mode : Peak

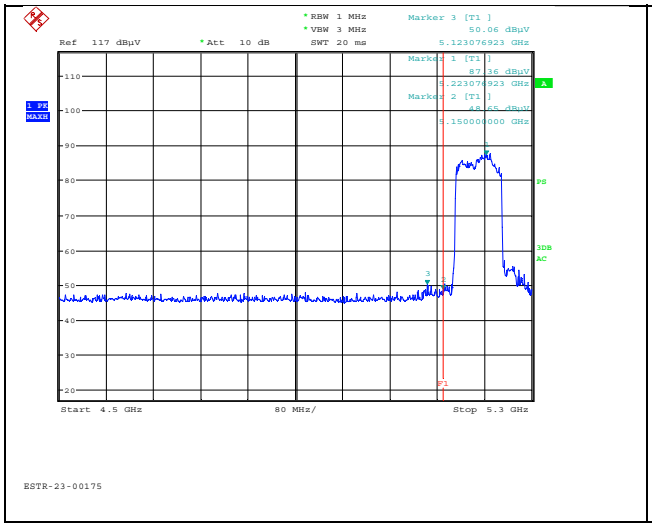

Polarity:Horizontal

Detector mode : Average

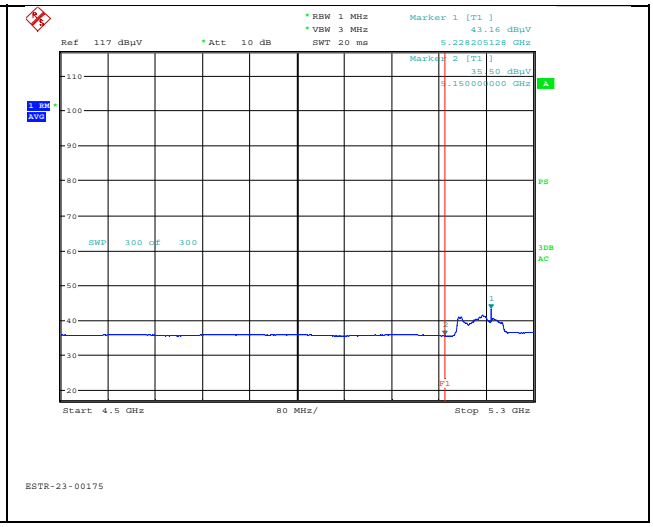

Polarity:Horizontal

Detector mode : Peak

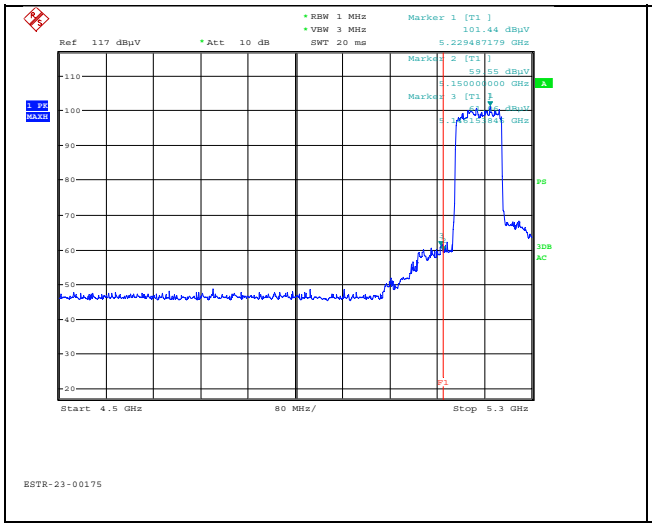

Polarity:Vertical

Detector mode : Average

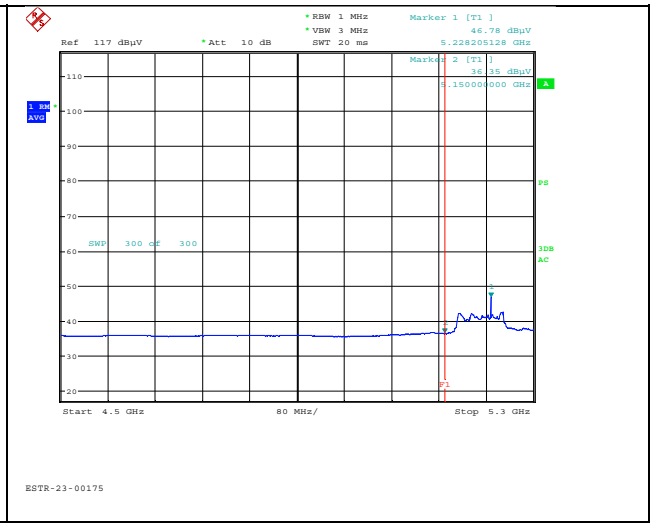

Polarity:Vertical

Modulation: 802.11ax(HE80)_UNII-2A_Ant1_CH 58

Detector mode : Peak

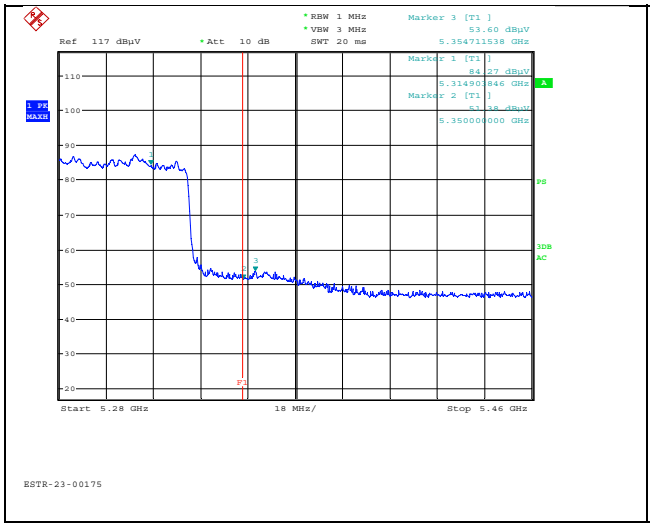

Polarity:Horizontal

Detector mode : Average

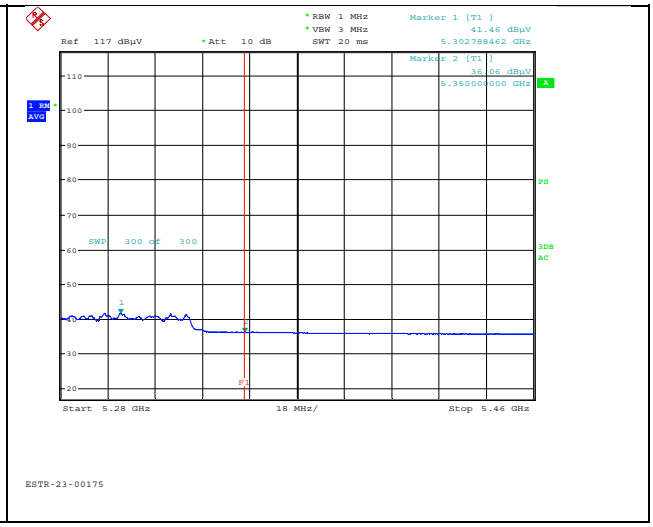

Polarity:Horizontal

Detector mode : Peak

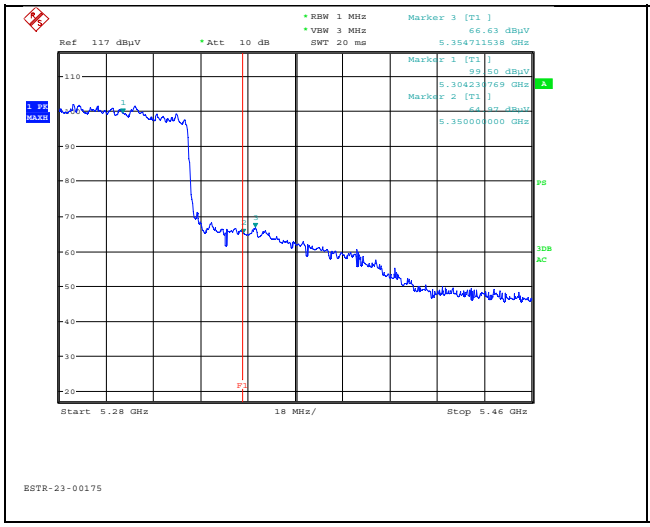

Polarity:Vertical

Detector mode : Average

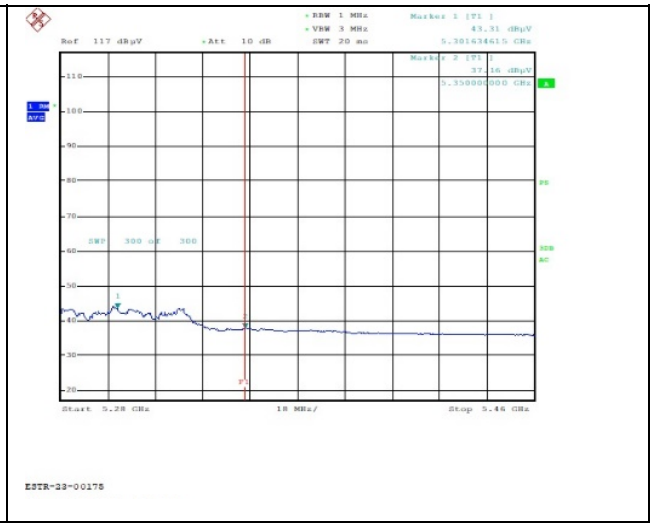

Polarity:Vertical

Modulation: 802.11ax(HE80)_UNII-1_MIMO_CH 42

Detector mode : Peak

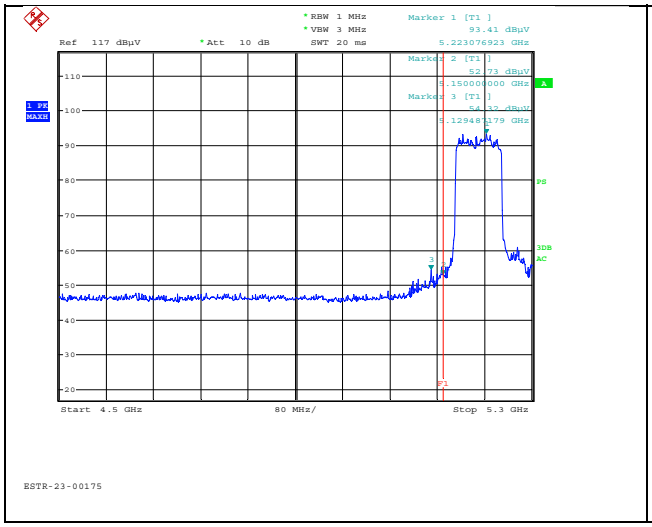

Polarity:Horizontal

Detector mode : Average

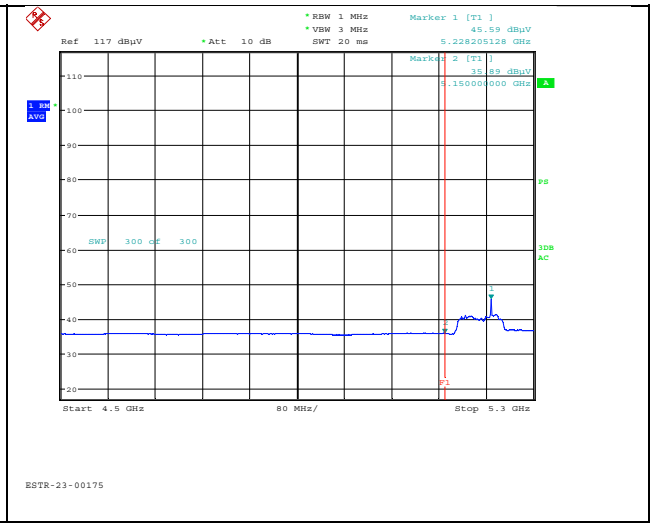

Polarity:Horizontal

Detector mode : Peak

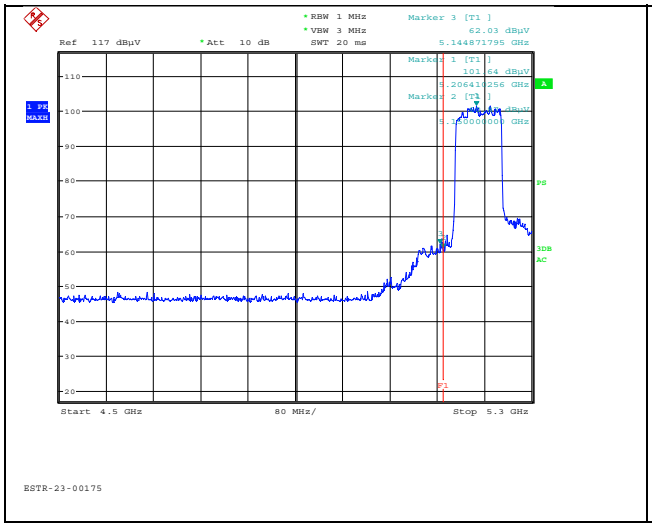

Polarity:Vertical

Detector mode : Average

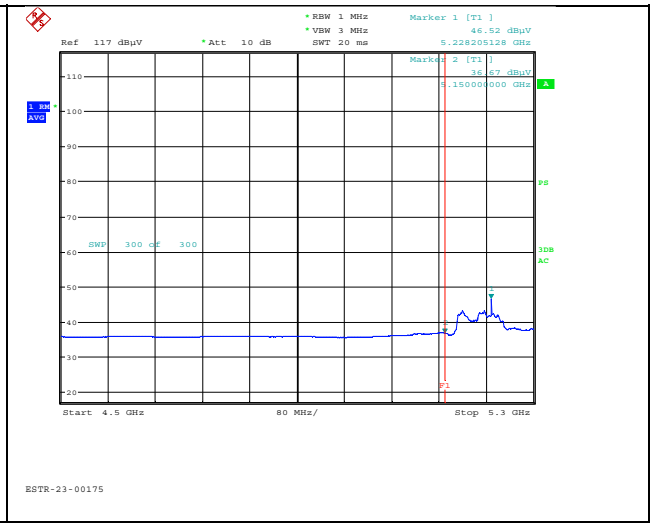

Polarity:Vertical

Modulation: 802.11ax(HE80)_UNII-2A_MIMO_CH 58

Detector mode : Peak

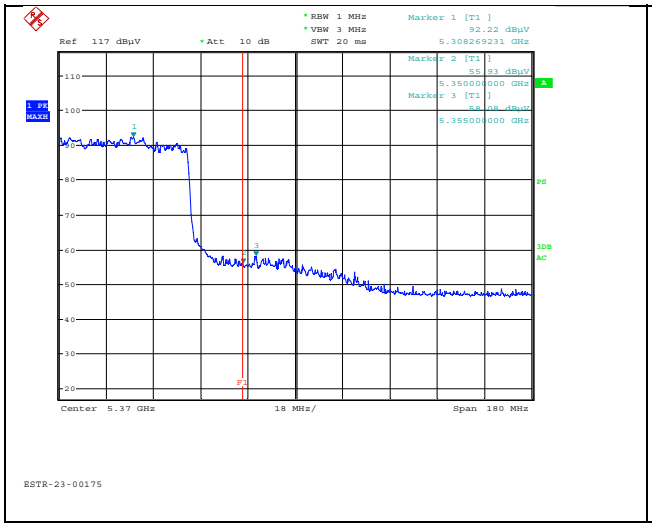

Polarity:Horizontal

Detector mode : Average

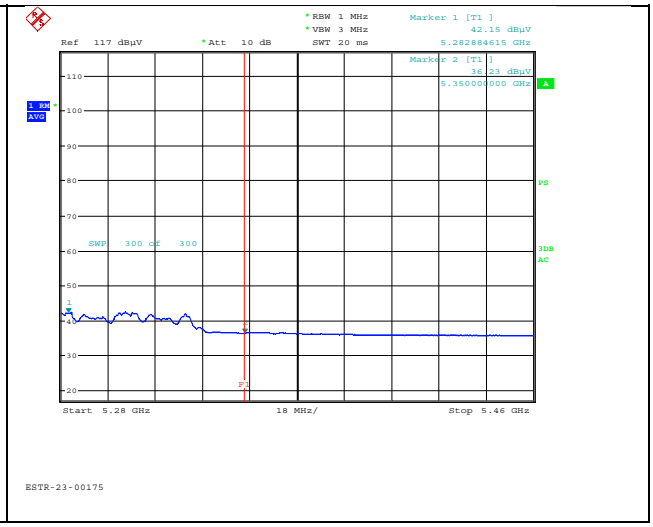

Polarity:Horizontal

Detector mode : Peak

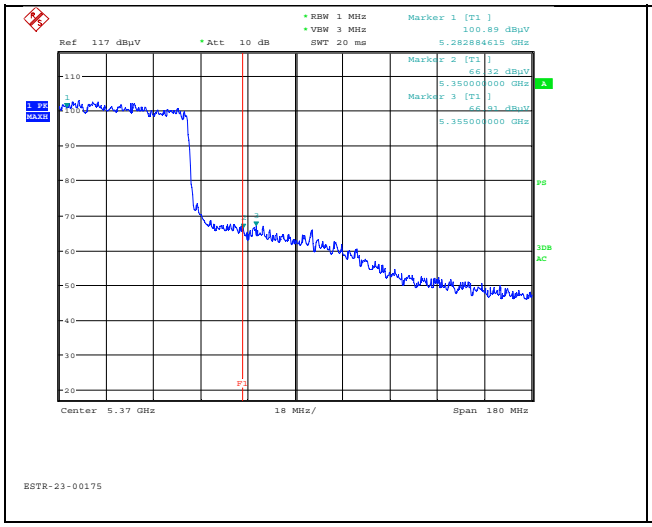

Polarity:Vertical

Detector mode : Average

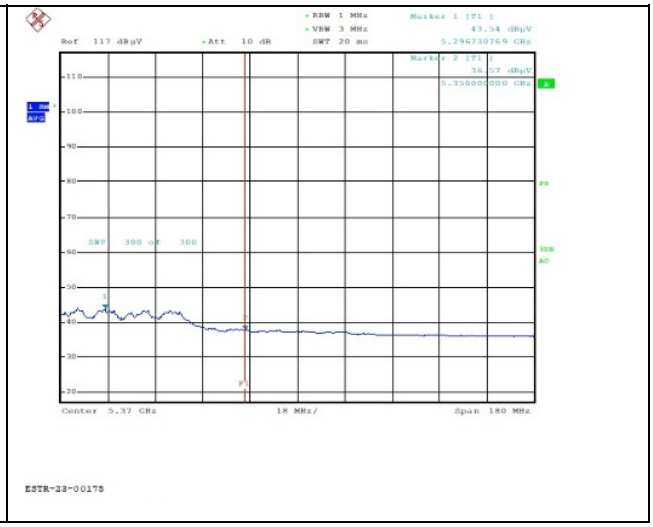

Polarity:Vertical

Modulation: 802.11a_UNII-2C_Ant0_CH 100

Detector mode : Peak

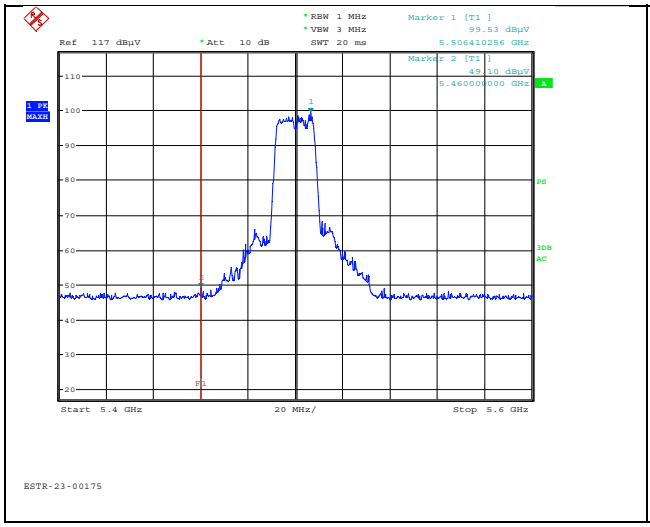

Polarity:Horizontal

Detector mode : Average

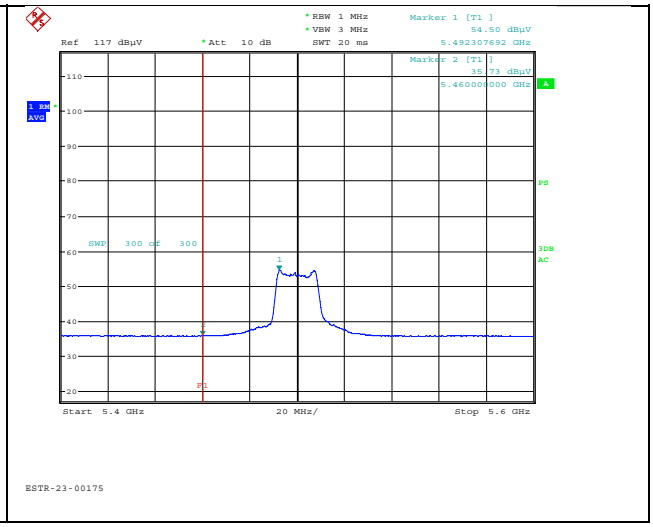

Polarity:Horizontal

Detector mode : Peak

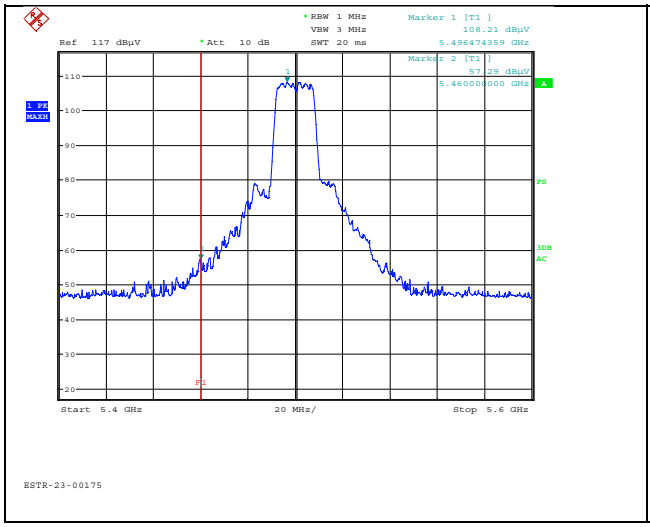

Polarity:Vertical

Detector mode : Average

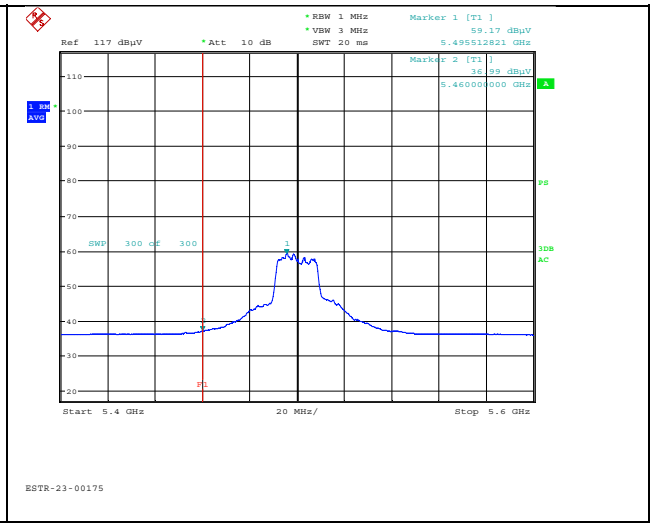

Polarity:Vertical

Modulation: 802.11a_UNII-2C_Ant0_CH 140

Detector mode : Peak

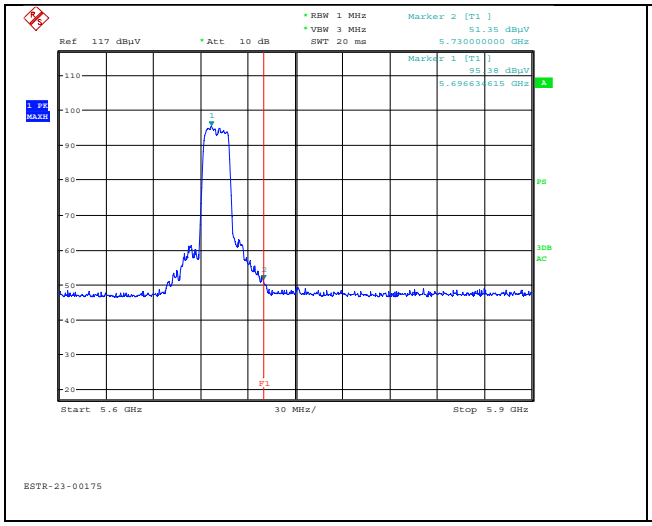

Polarity:Horizontal

Detector mode : Average

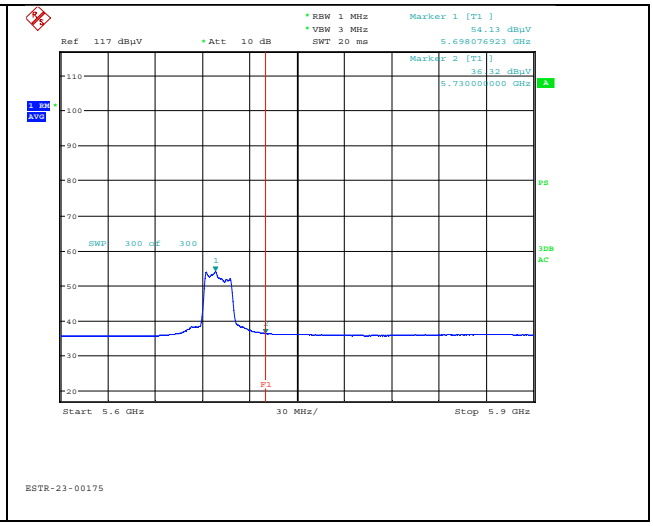

Polarity:Horizontal

Detector mode : Peak

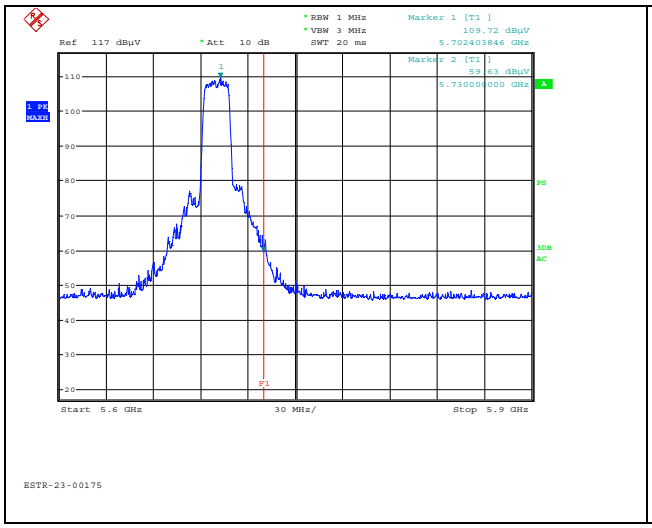

Polarity:Vertical

Detector mode : Average

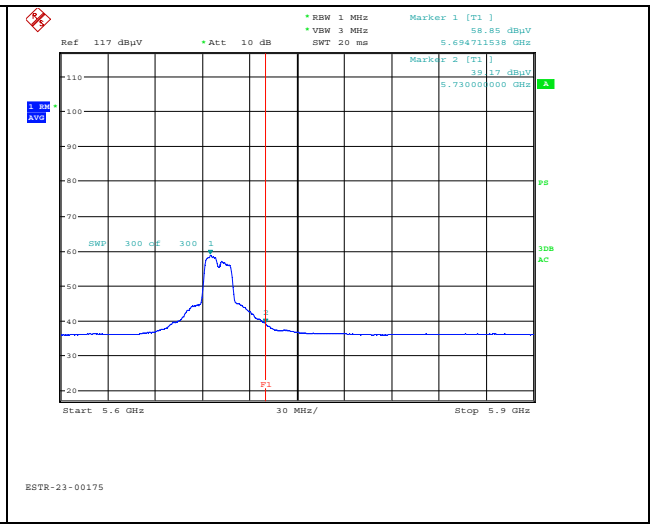

Polarity:Vertical

Modulation: 802.11a_UNII-2C_Ant1_CH 100

Detector mode : Peak

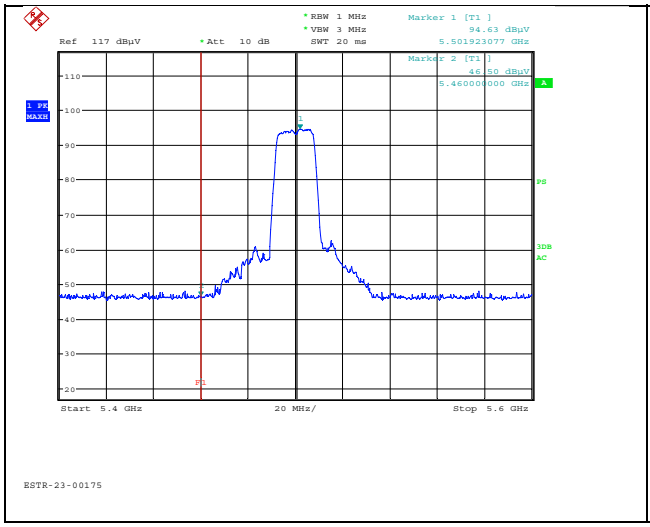

Polarity:Horizontal

Detector mode : Average

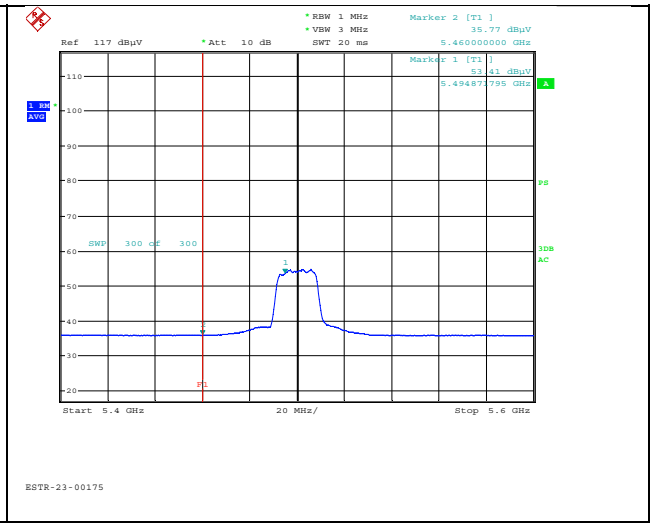

Polarity:Horizontal

Detector mode : Peak

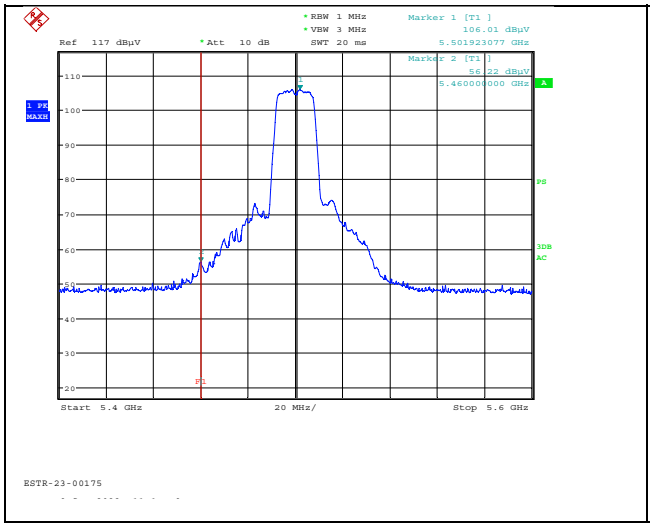

Polarity:Vertical

Detector mode : Average

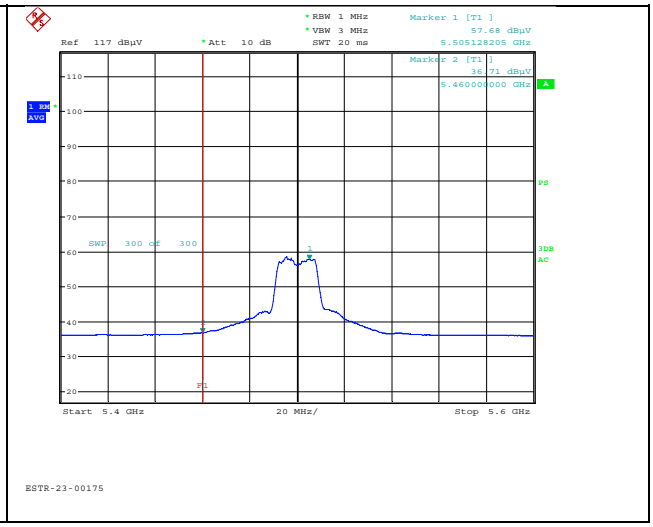

Polarity:Vertical

Modulation: 802.11a_UNII-2C_Ant1_CH 140

Detector mode : Peak

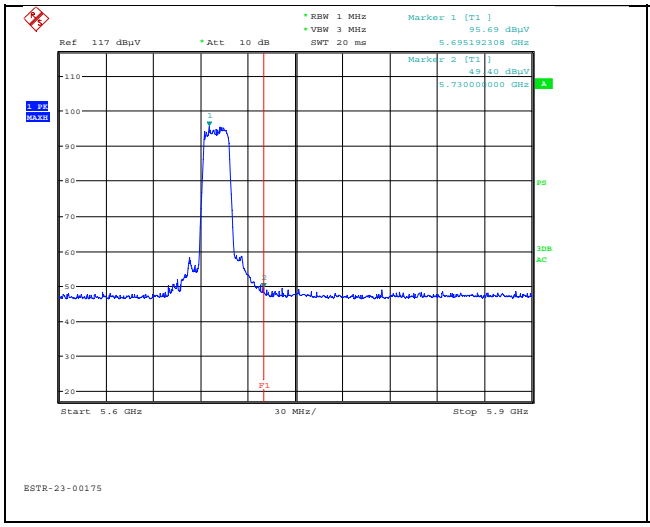

Polarity:Horizontal

Detector mode : Average

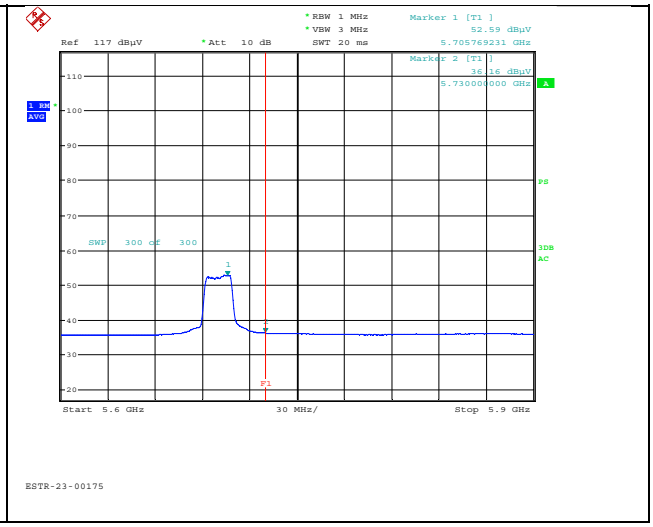

Polarity:Horizontal

Detector mode : Peak

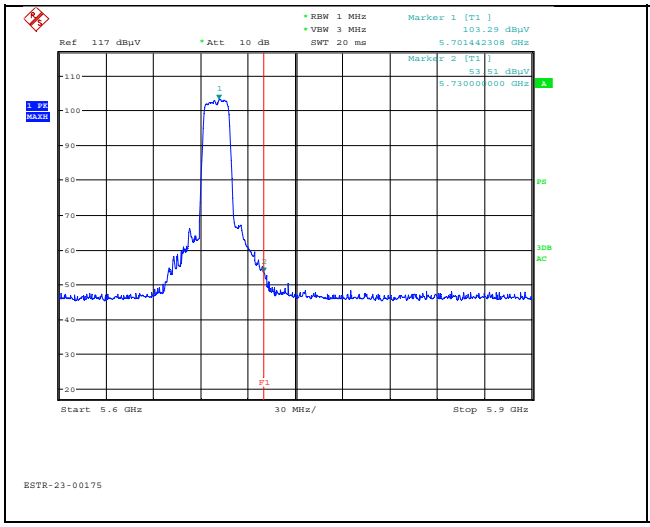

Polarity:Vertical

Detector mode : Average

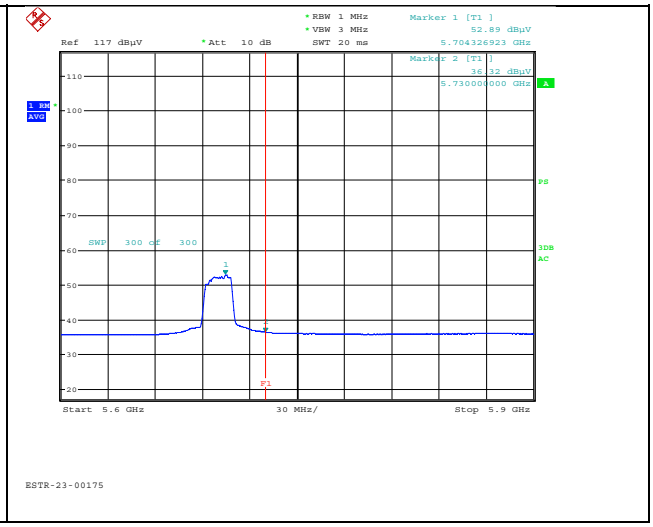

Polarity:Vertical

Modulation: 802.11n(HT20)_UNII-2C_Ant0_CH 100

Detector mode : Peak

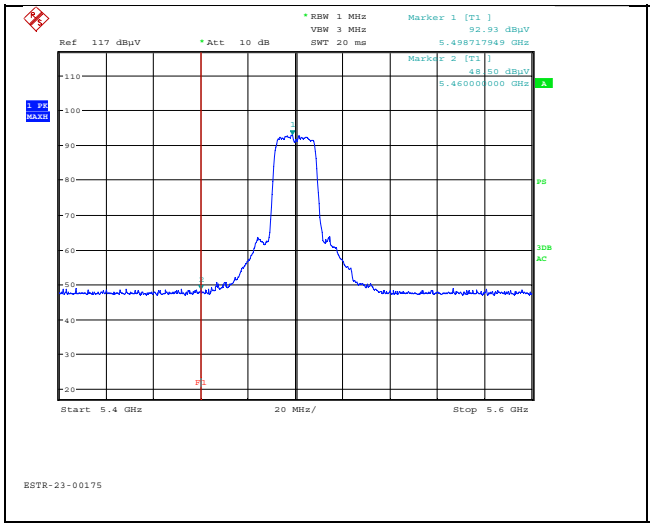

Polarity:Horizontal

Detector mode : Average

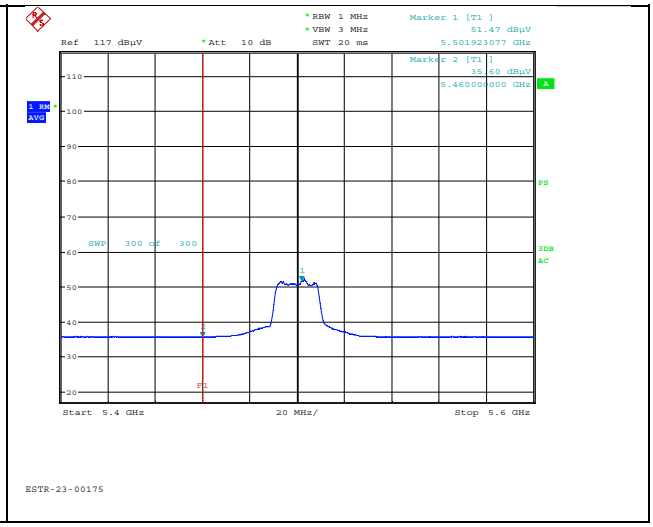

Polarity:Horizontal

Detector mode : Peak

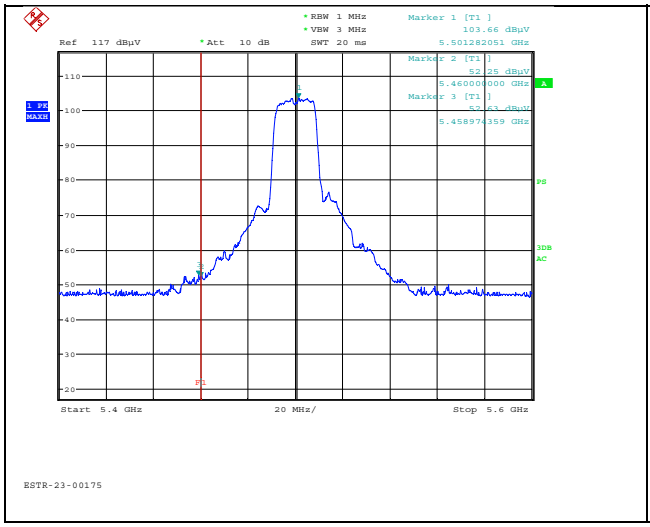

Polarity:Vertical

Detector mode : Average

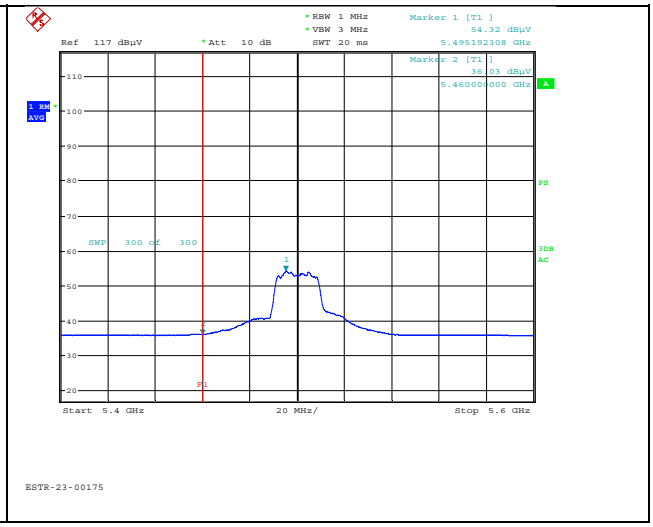

Polarity:Vertical

Modulation: 802.11n(HT20)_UNII-2C_Ant0_CH 140

Detector mode : Peak

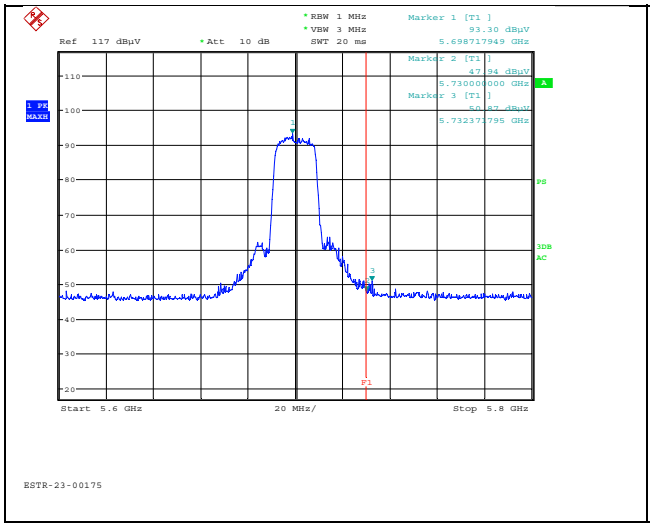

Polarity:Horizontal

Detector mode : Average

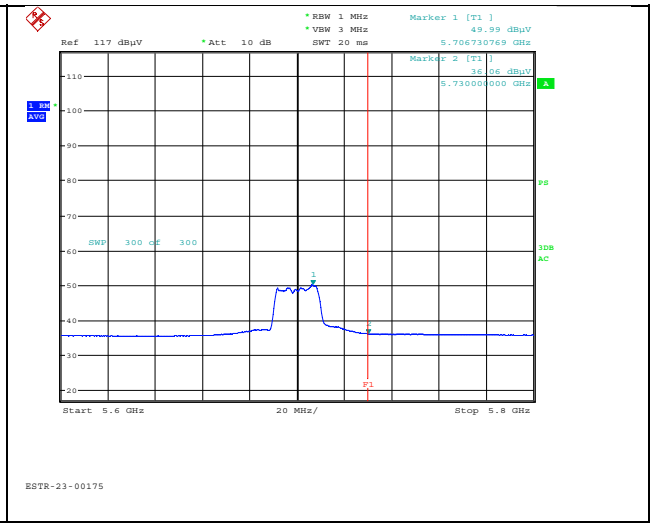

Polarity:Horizontal

Detector mode : Peak

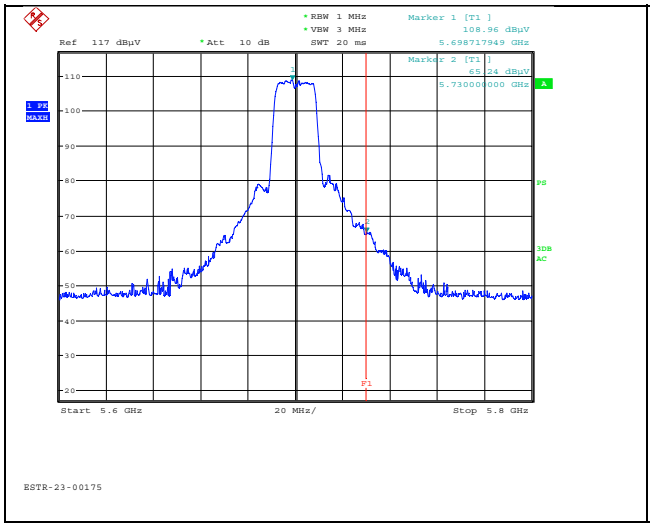

Polarity:Vertical

Detector mode : Average

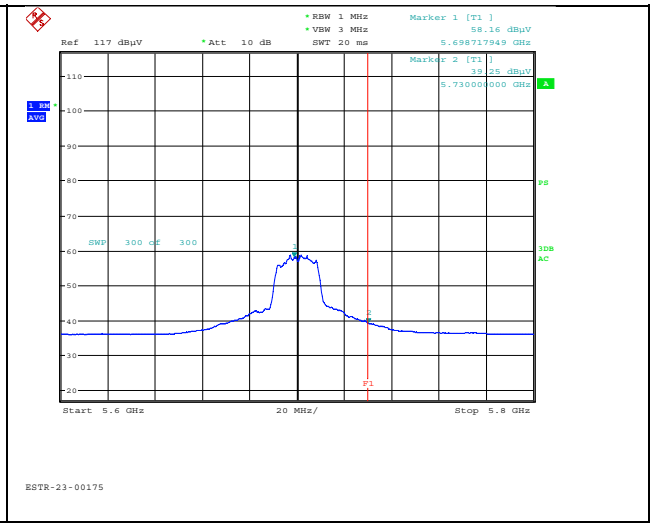

Polarity:Vertical

Modulation: 802.11n(HT20)_UNII-2C_Ant1_CH 100

Detector mode : Peak

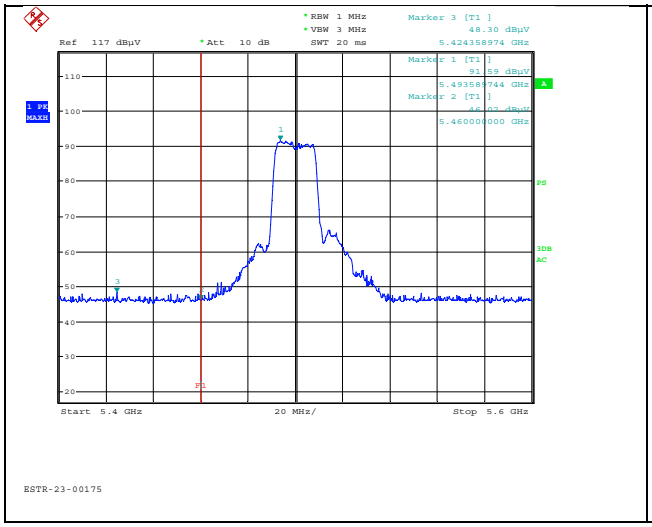

Polarity:Horizontal

Detector mode : Average

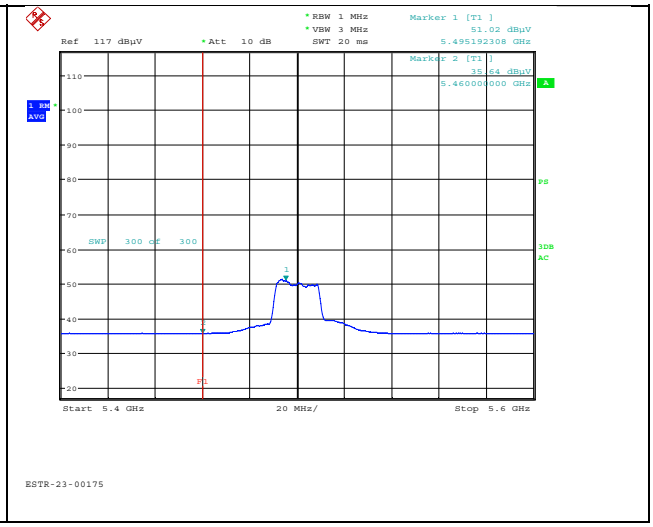

Polarity:Horizontal

Detector mode : Peak

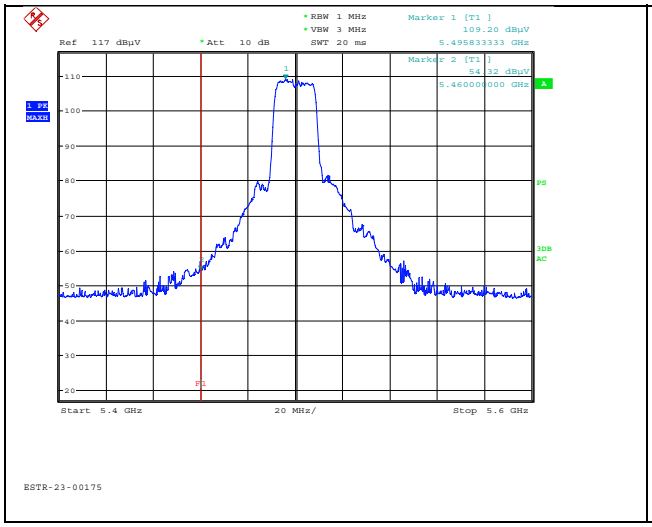

Polarity:Vertical

Detector mode : Average

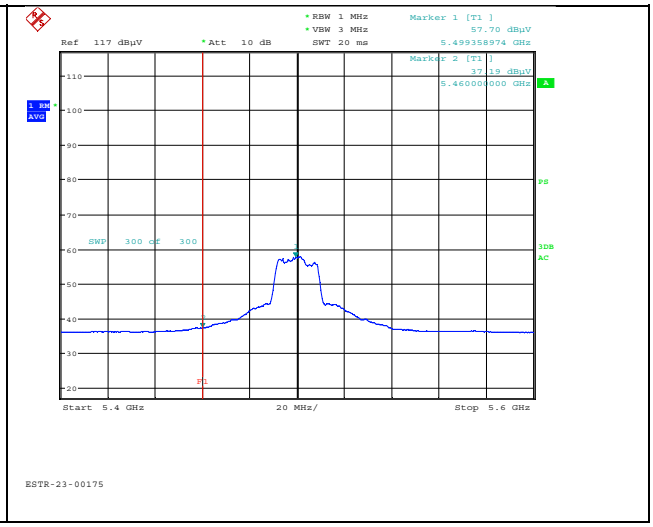

Polarity:Vertical

Modulation: 802.11n(HT20)_UNII-2C_Ant1_CH 140

Detector mode : Peak

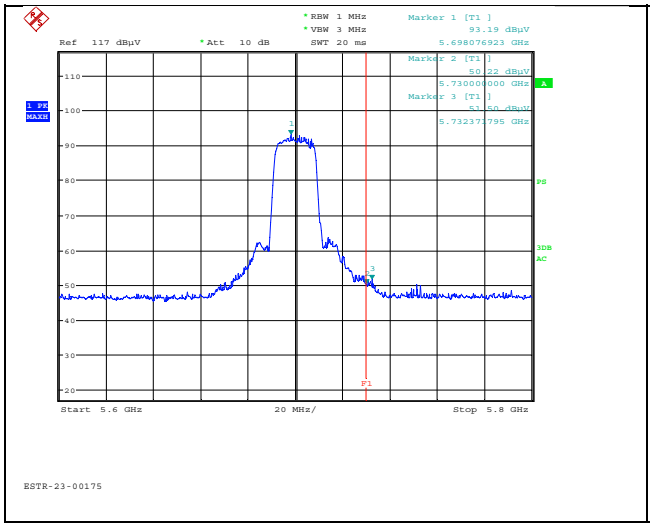

Polarity:Horizontal

Detector mode : Average

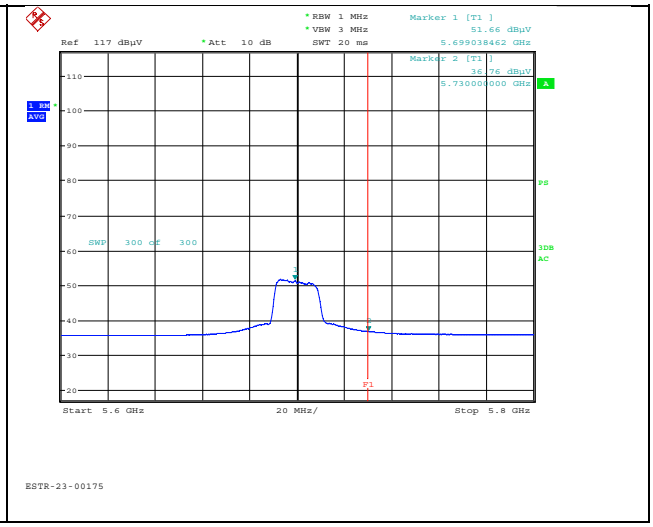

Polarity:Horizontal

Detector mode : Peak

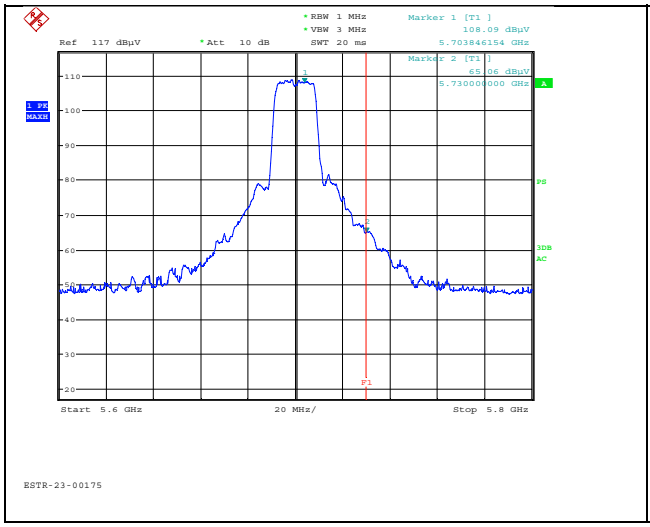

Polarity:Vertical

Detector mode : Average

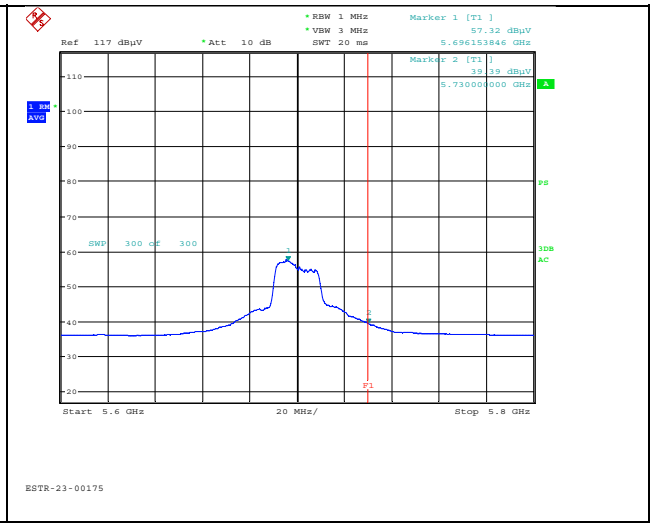

Polarity:Vertical

Modulation: 802.11n(HT20)_UNII-2C_MIMO_CH 100

Detector mode : Peak

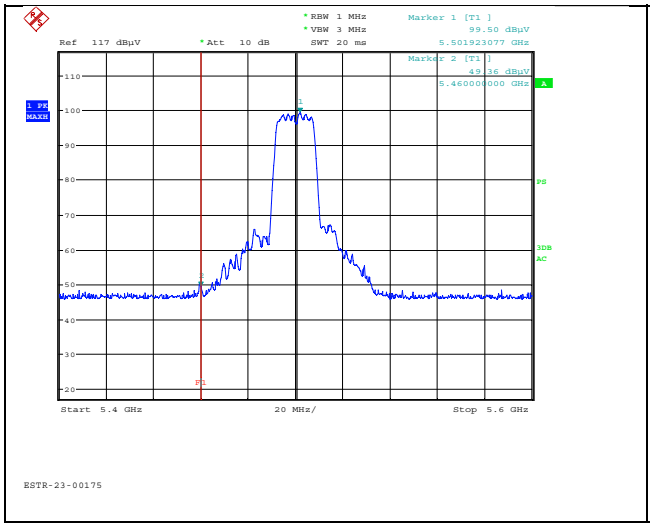

Polarity:Horizontal

Detector mode : Average

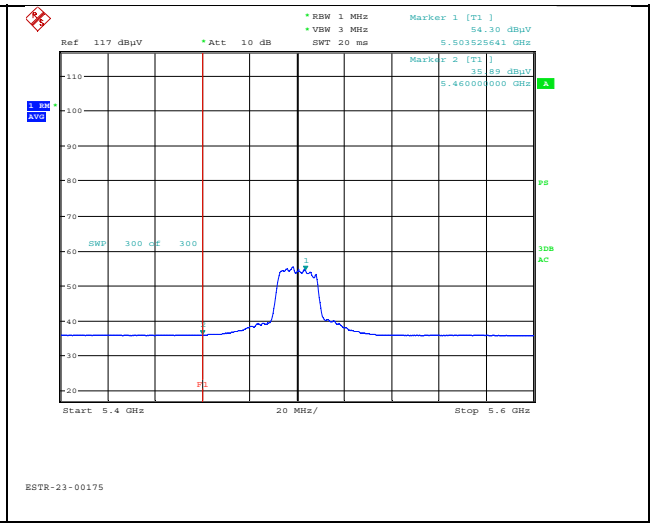

Polarity:Horizontal

Detector mode : Peak

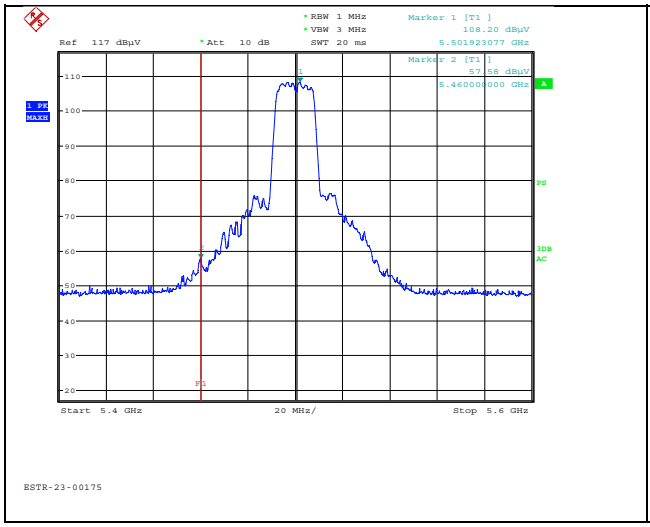

Polarity:Vertical

Detector mode : Average

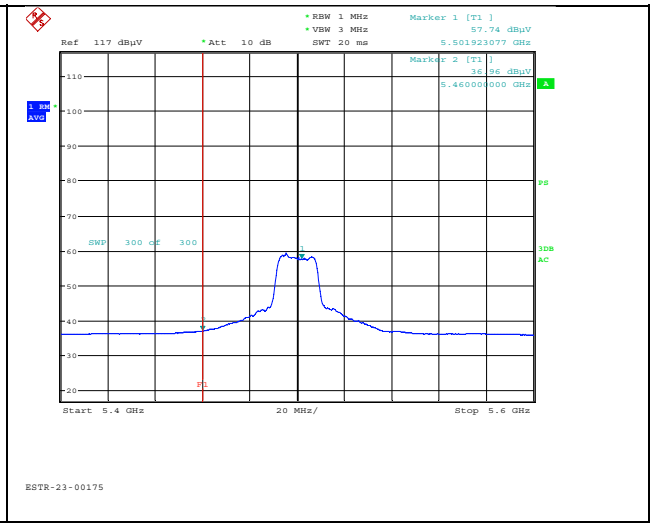

Polarity:Vertical

Modulation: 802.11n(HT20)_UNII-2C_MIMO_CH 140

Detector mode : Peak

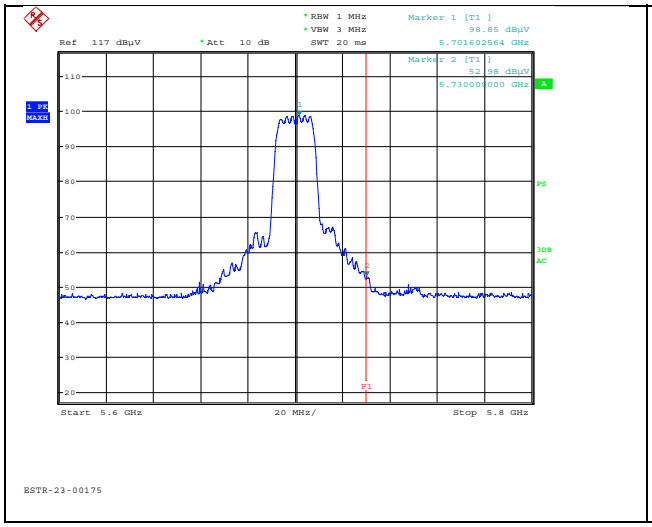

Polarity:Horizontal

Detector mode : Average

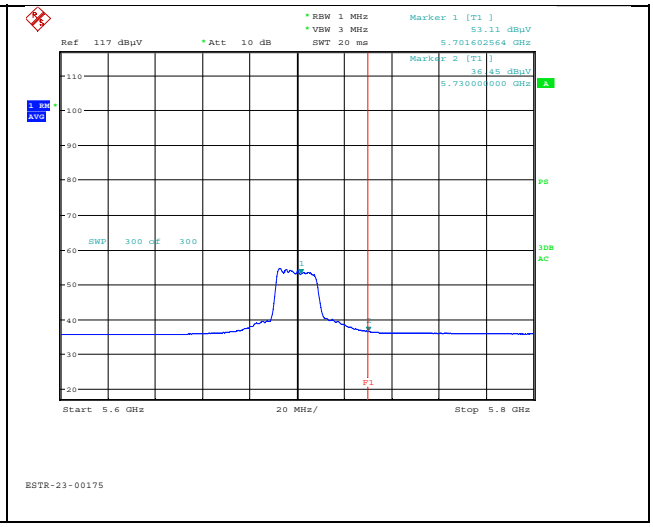

Polarity:Horizontal

Detector mode : Peak

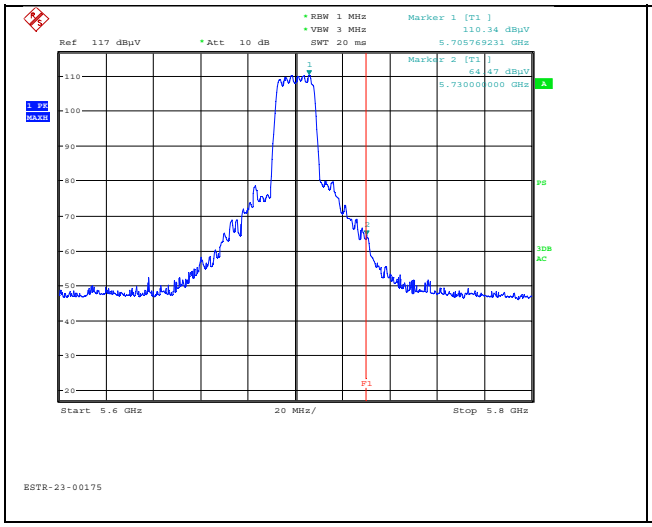

Polarity:Vertical

Detector mode : Average

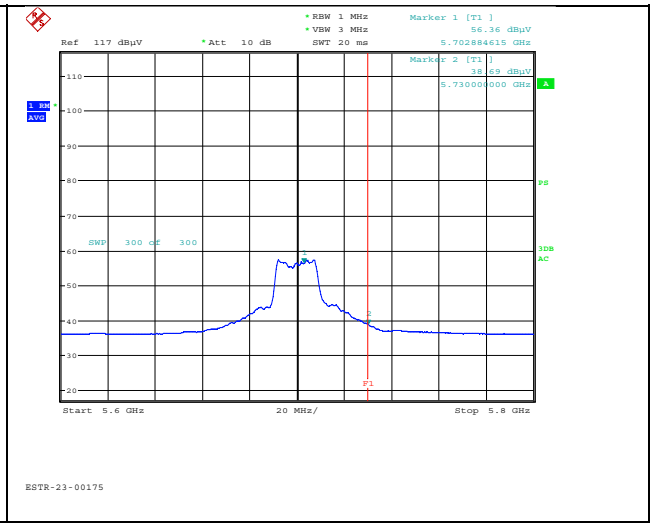

Polarity:Vertical

Modulation: 802.11n(HT40)_UNII-2C_Ant0_CH 102

Detector mode : Peak

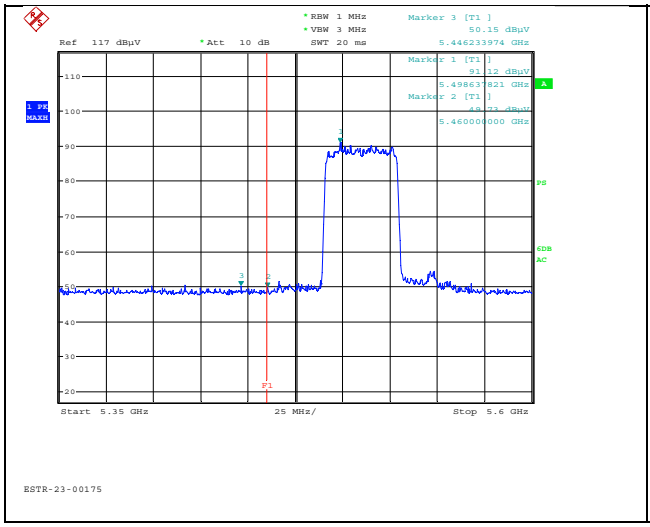

Polarity:Horizontal

Detector mode : Average

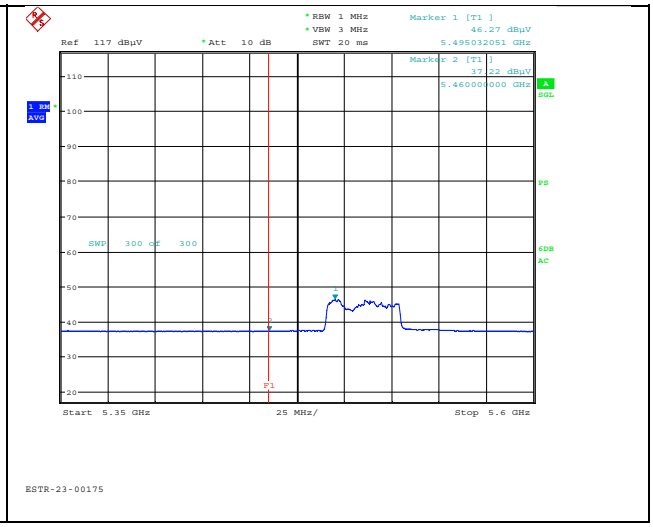

Polarity:Horizontal

Detector mode : Peak

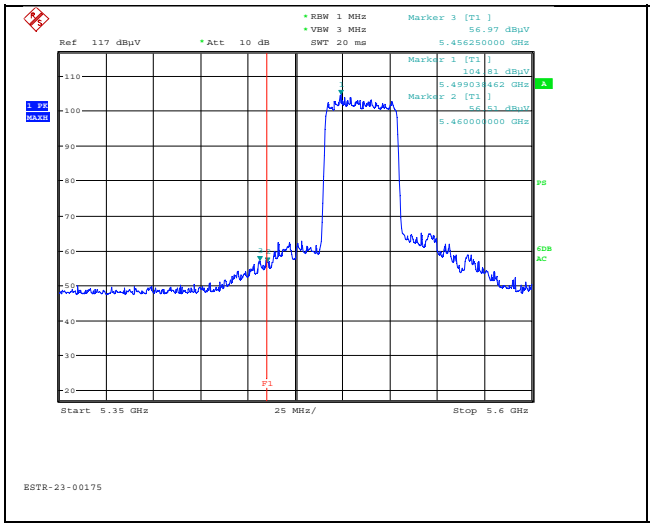

Polarity:Vertical

Detector mode : Average

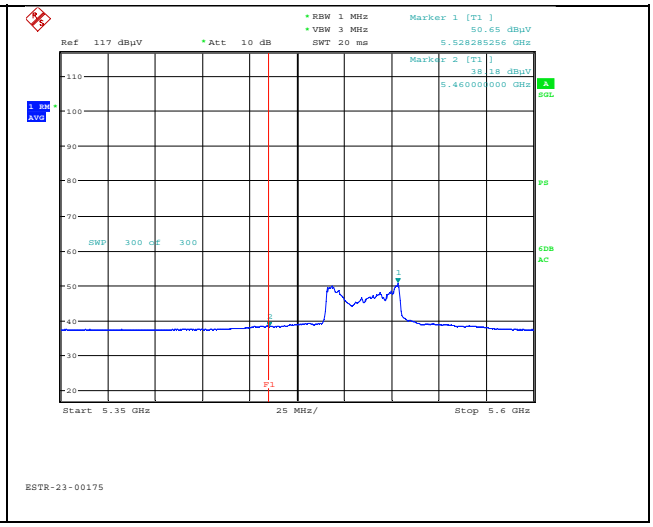

Polarity:Vertical

Modulation: 802.11n(HT40)_UNII-2C_Ant0_CH 134

Detector mode : Peak

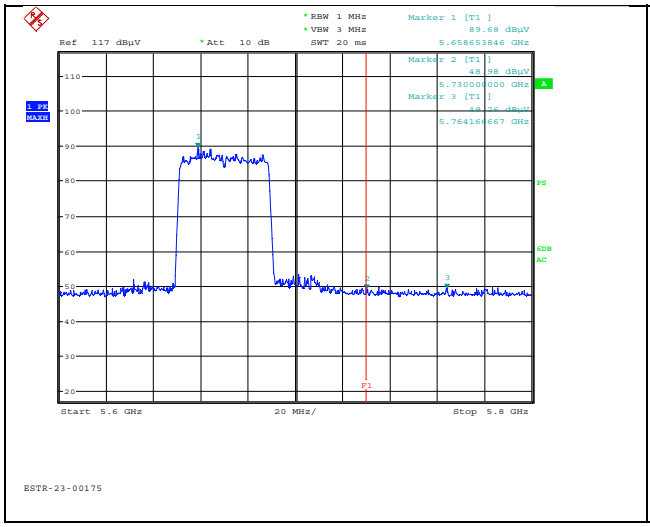

Polarity:Horizontal

Detector mode : Average

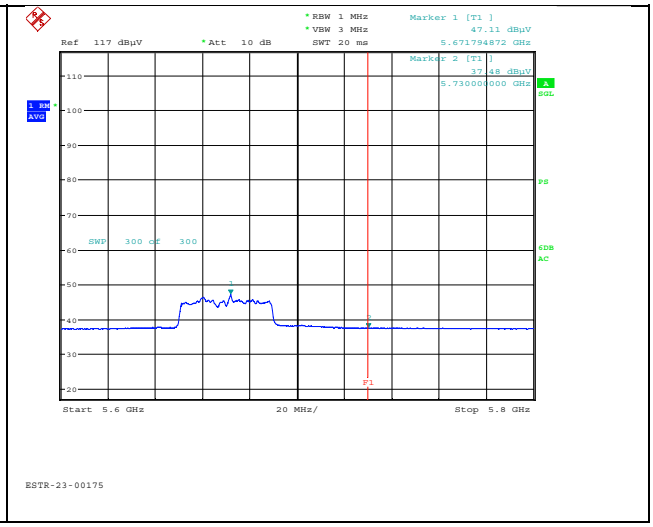

Polarity:Horizontal

Detector mode : Peak

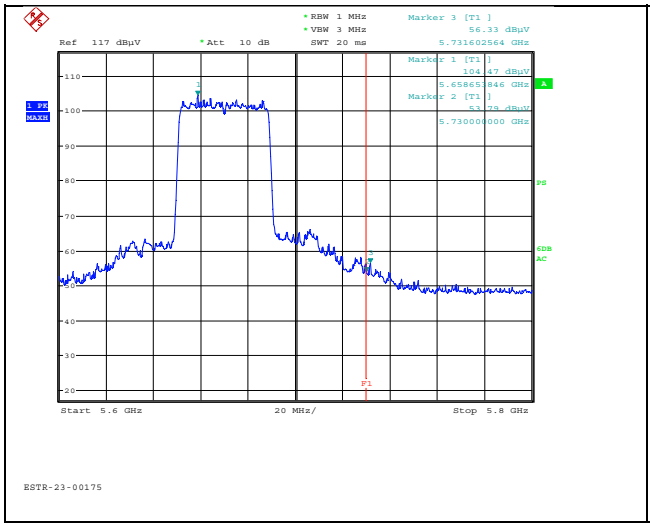

Polarity:Vertical

Detector mode : Average

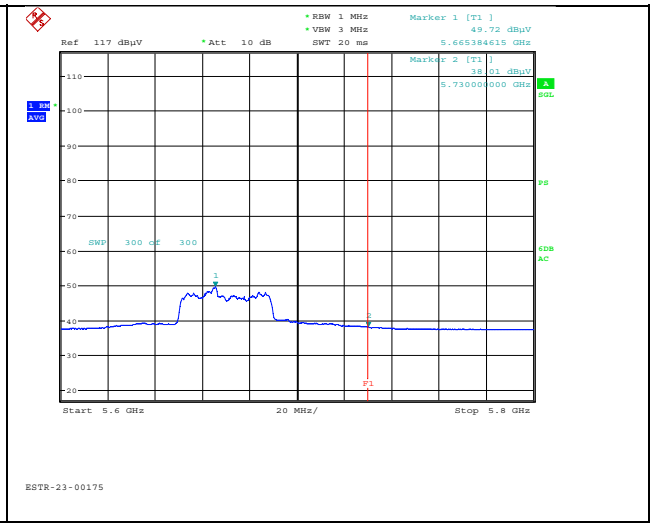

Polarity:Vertical

Modulation: 802.11n(HT40)_UNII-2C_Ant1_CH 102

Detector mode : Peak

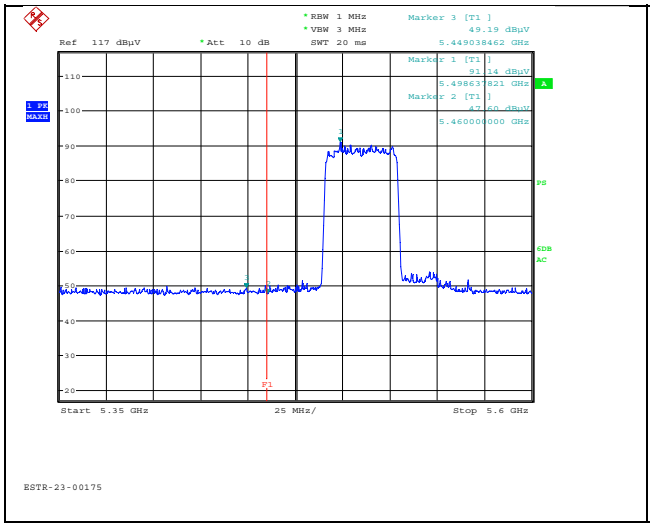

Polarity:Horizontal

Detector mode : Average

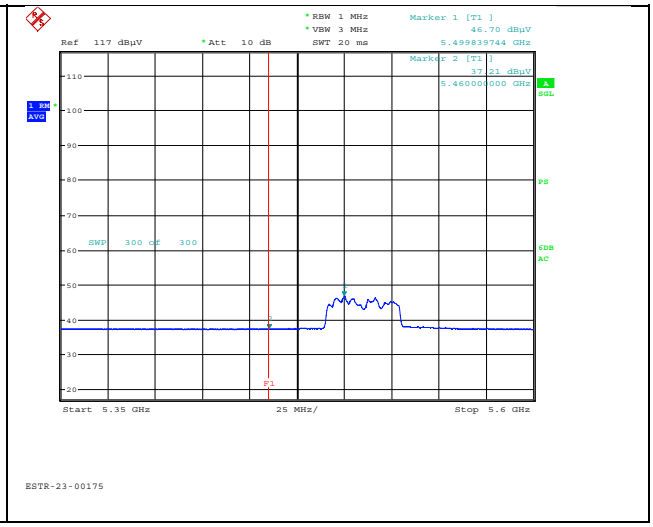

Polarity:Horizontal

Detector mode : Peak

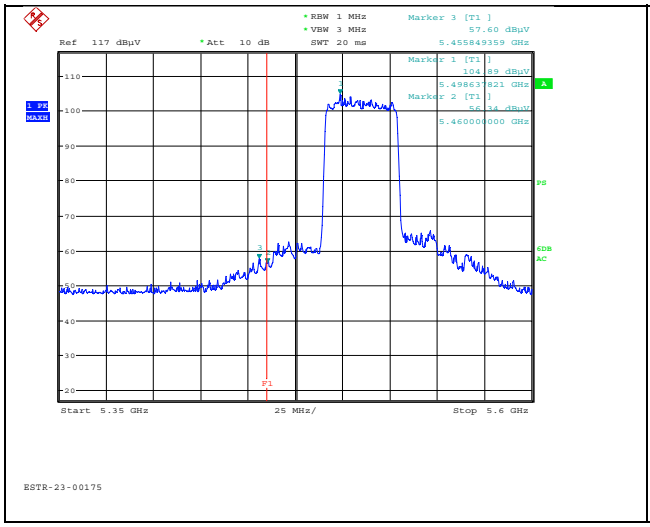

Polarity:Vertical

Detector mode : Average

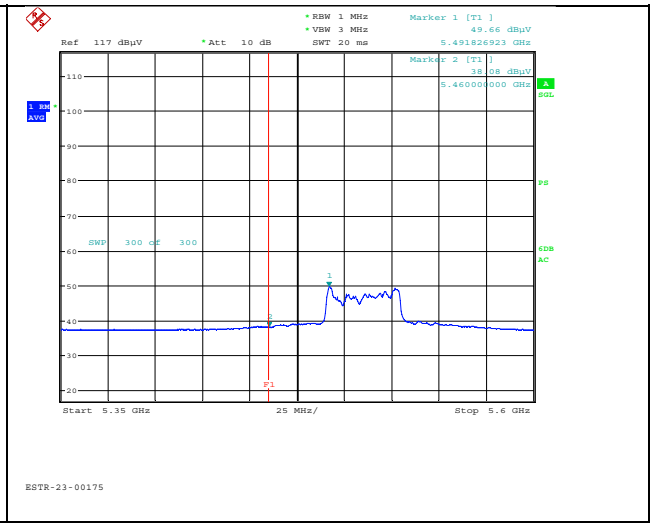

Polarity:Vertical

Modulation: 802.11n(HT40)_UNII-2C_Ant1_CH 134

Detector mode : Peak

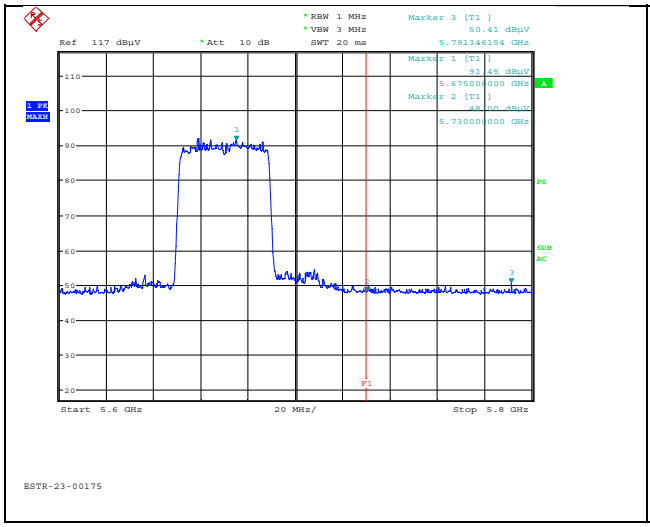

Polarity:Horizontal

Detector mode : Average

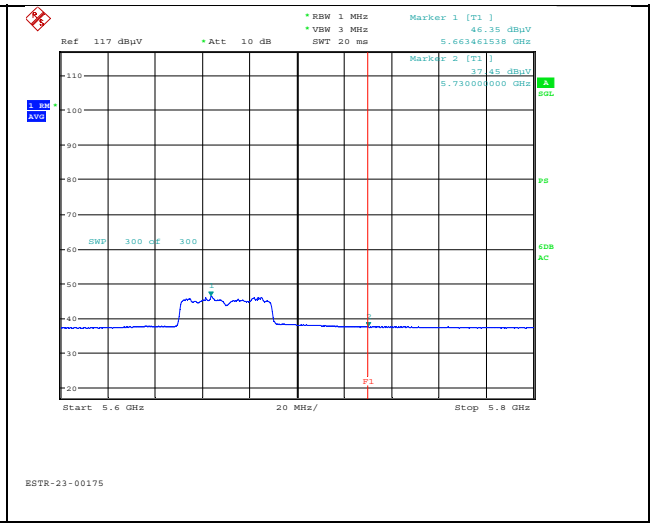

Polarity:Horizontal

Detector mode : Peak

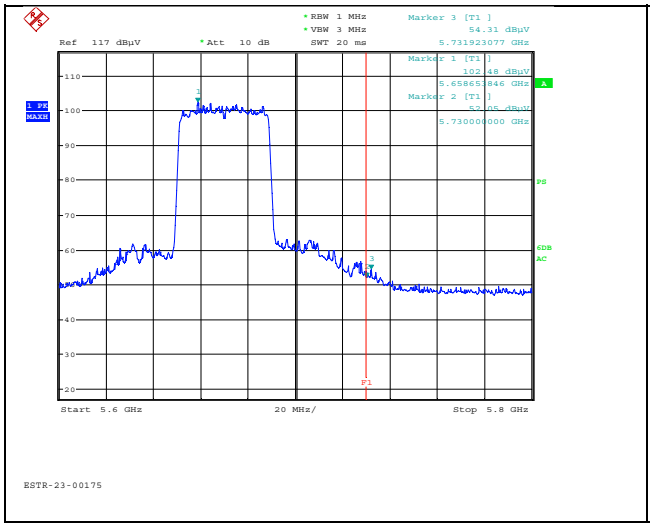

Polarity:Vertical

Detector mode : Average

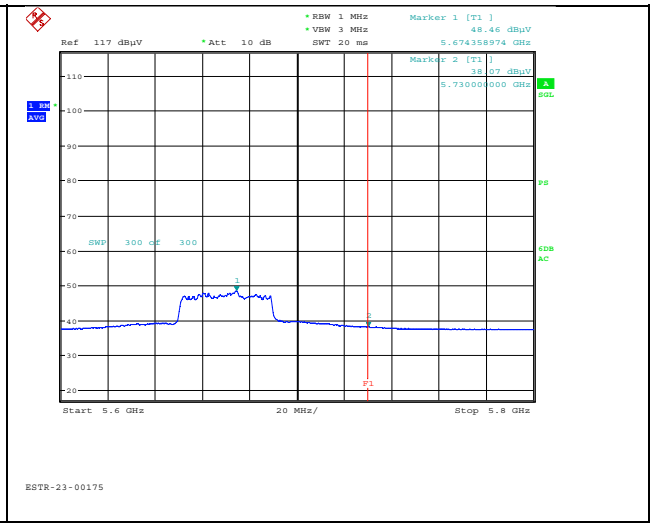

Polarity:Vertical

Modulation: 802.11n(HT40)_UNII-2C_MIMO_CH 102

Detector mode : Peak

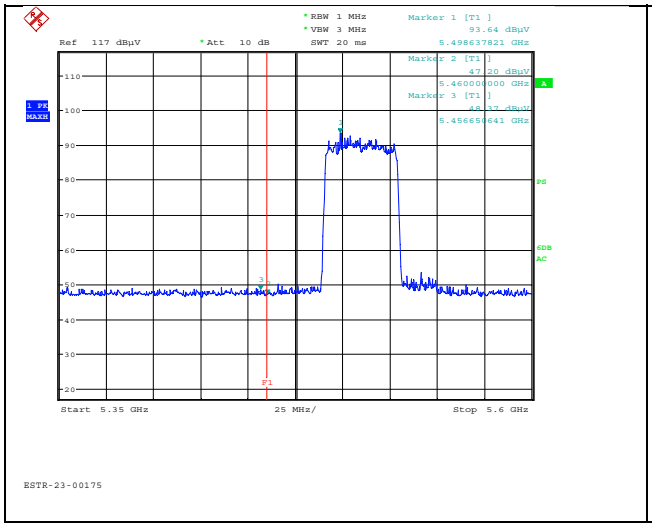

Polarity:Horizontal

Detector mode : Average

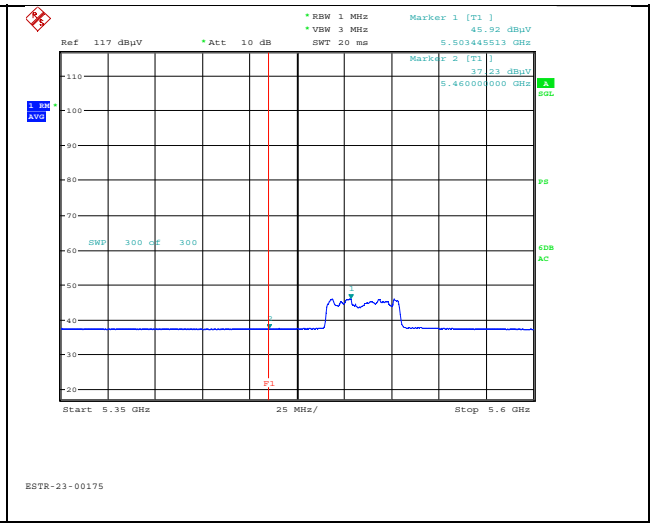

Polarity:Horizontal

Detector mode : Peak

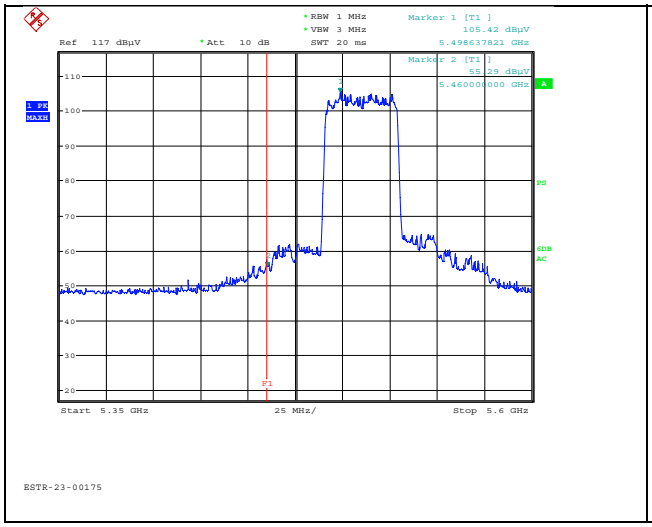

Polarity:Vertical

Detector mode : Average

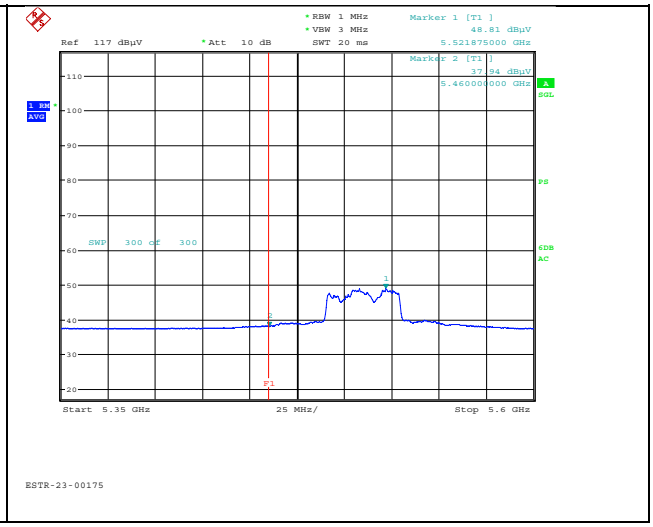

Polarity:Vertical

Modulation: 802.11n(HT40)_UNII-2C_MIMO_CH 134

Detector mode : Peak

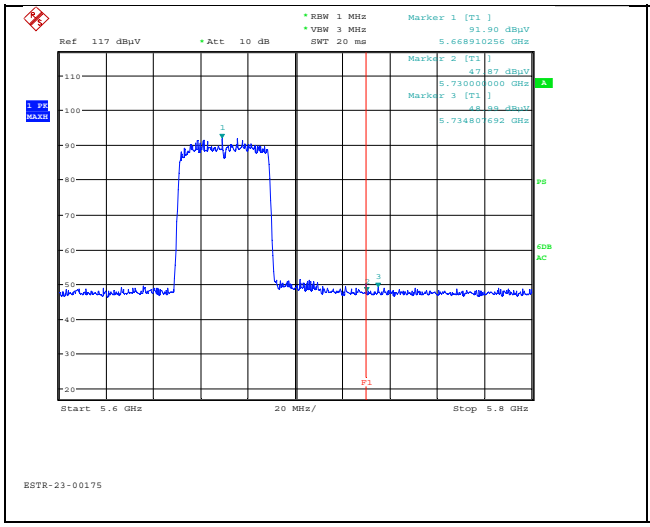

Polarity:Horizontal

Detector mode : Average

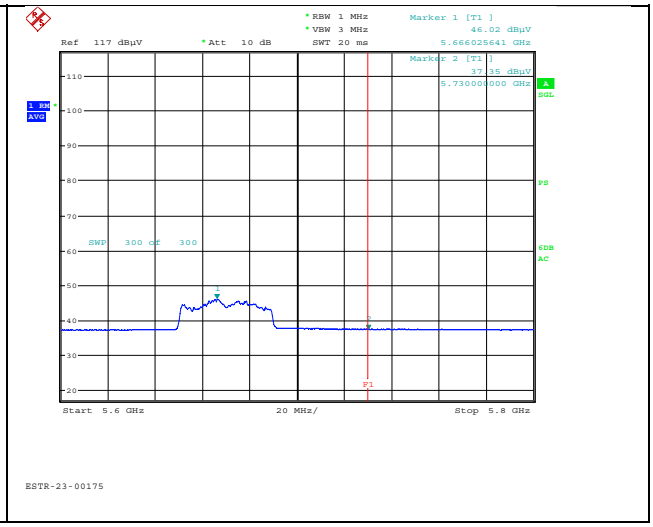

Polarity:Horizontal

Detector mode : Peak

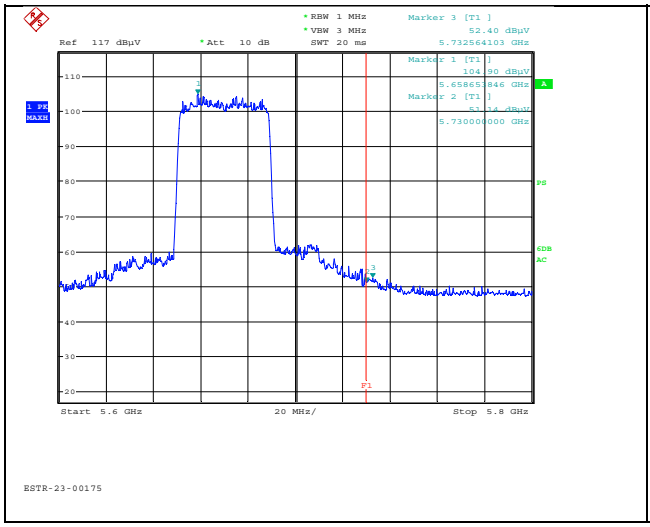

Polarity:Vertical

Detector mode : Average

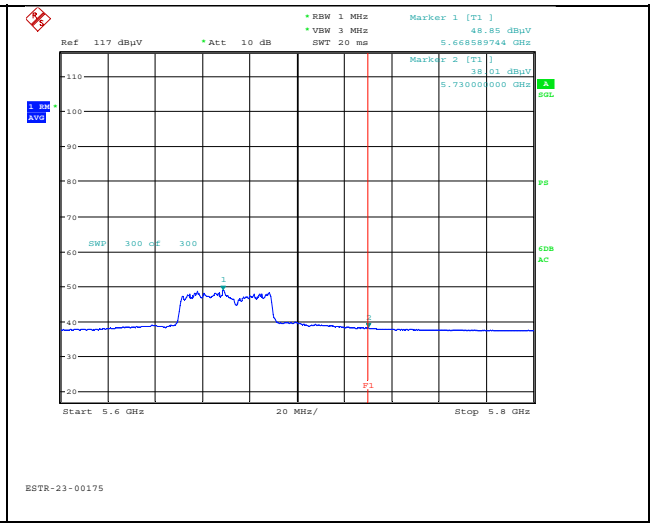

Polarity:Vertical

Modulation: 802.11ac(VHT20)_UNII-2C_Ant0_CH 100

Detector mode : Peak

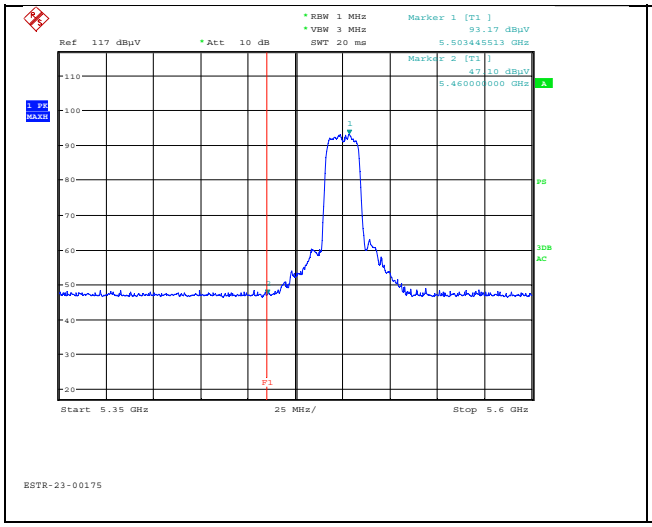

Polarity:Horizontal

Detector mode : Average

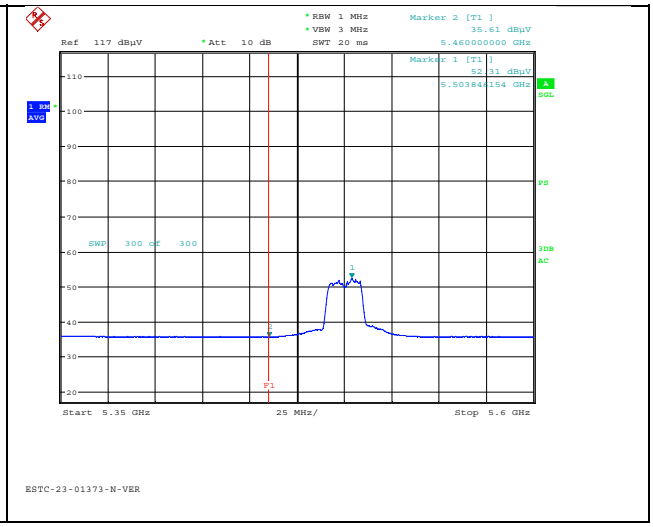

Polarity:Horizontal

Detector mode : Peak

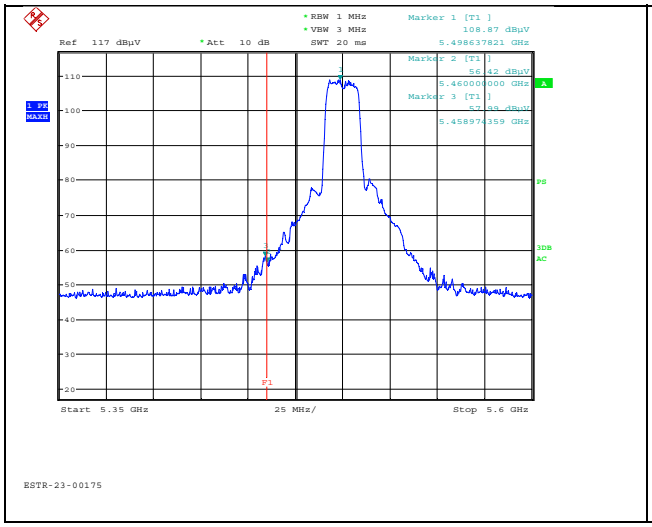

Polarity:Vertical

Detector mode : Average

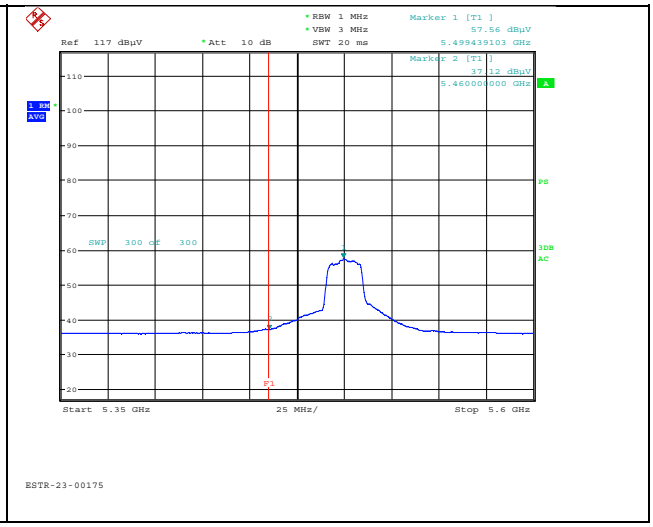

Polarity:Vertical

Modulation: 802.11ac(VHT20)_UNII-2C_Ant0_CH 140

Detector mode : Peak

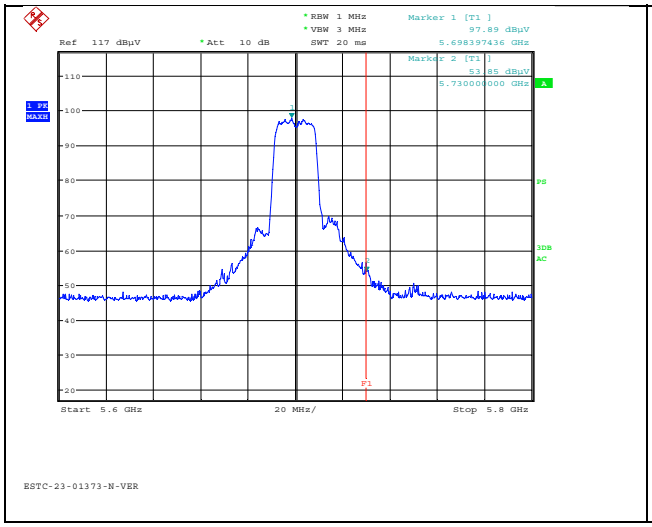

Polarity:Horizontal

Detector mode : Average

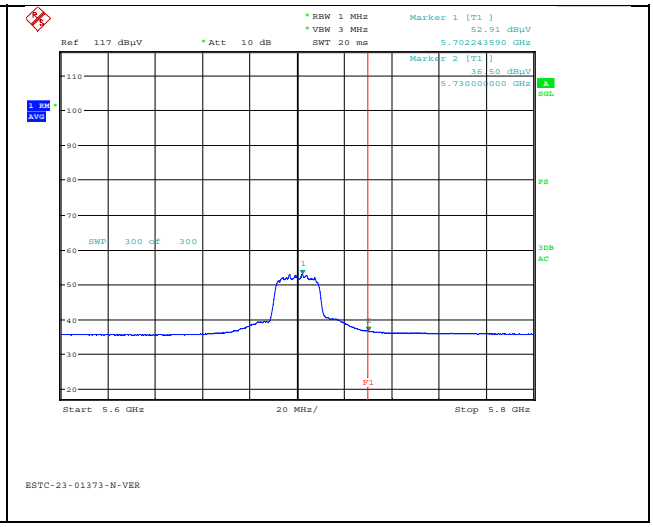

Polarity:Horizontal

Detector mode : Peak

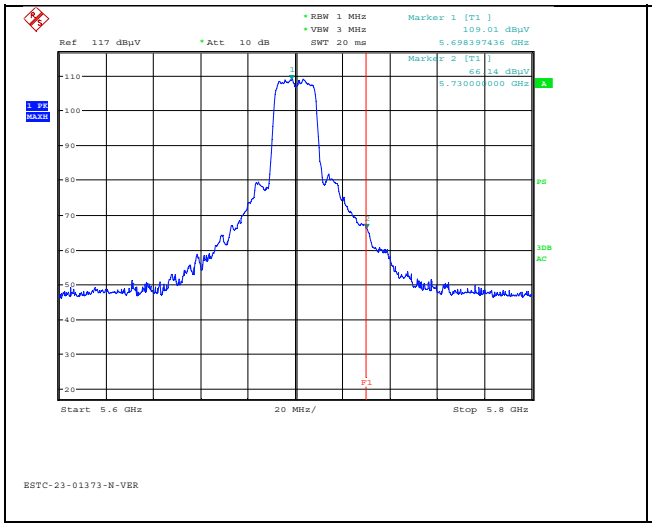

Polarity:Vertical

Detector mode : Average

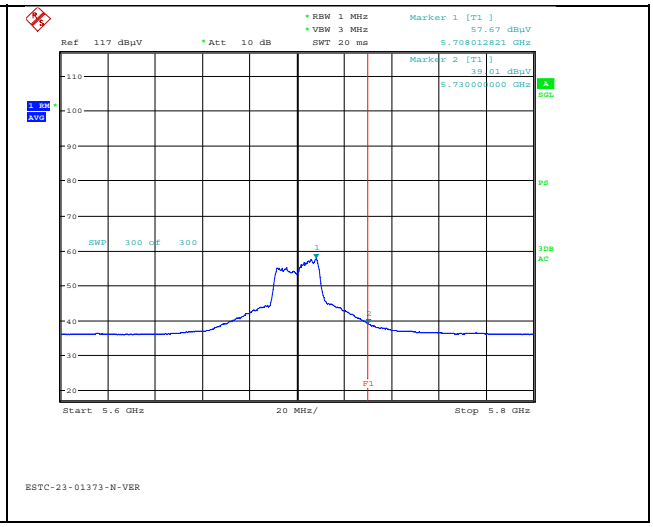

Polarity:Vertical

Modulation: 802.11ac(VHT20)_UNII-2C_Ant1_CH 100

Detector mode : Peak

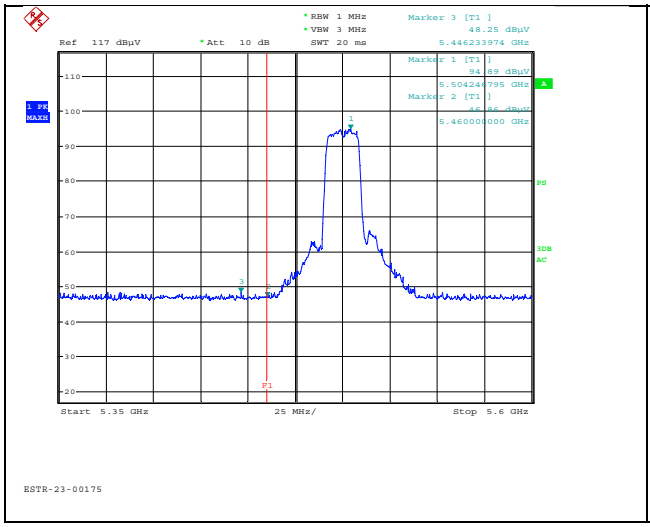

Polarity:Horizontal

Detector mode : Average

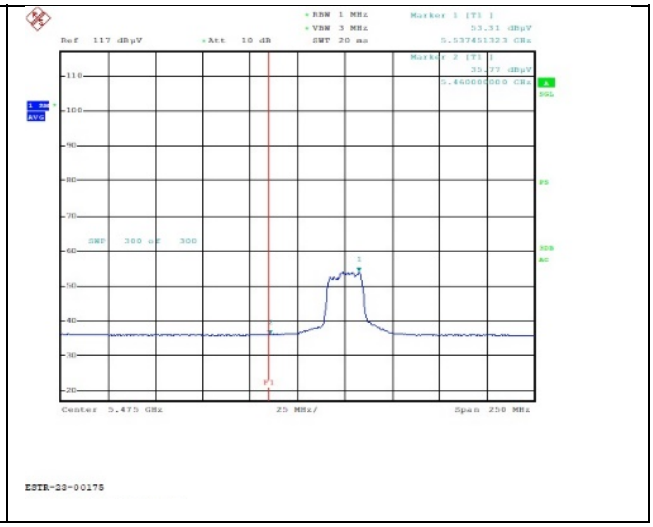

Polarity:Horizontal

Detector mode : Peak

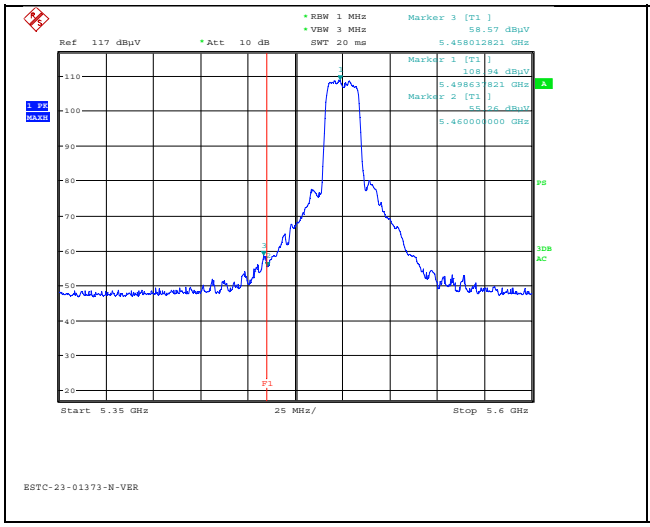

Polarity:Vertical

Detector mode : Average

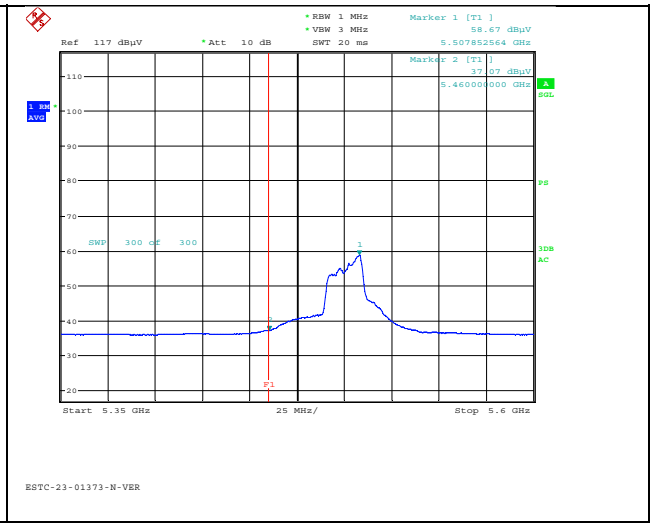

Polarity:Vertical