Date/Time: 7/4/2006 11:46:08 AM

Test Laboratory: Electronics Testing Center, Taiwan

DUT: Dipole 1900 MHz; Type: D1900V2; Serial: D1900V2 - SN:xxx

Communication System: CW; Frequency: 1900 MHz;Duty Cycle: 1:1
Medium parameters used: f = 1900 MHz; σ = 1.42 mho/m; ε_r = 38.5; ρ = 1000 kg/m^3
Air temperature: 22.4 degC; Liquid temperature: 22.0 ~ 22.5 degC;
Phantom section: Flat Section

DASY4 Configuration:
- Probe: EX3DV4 - SN3578; ConvF(6.98, 6.98, 6.98); Calibrated: 3/20/2006
- Sensor-Surface: 4mm (Mechanical Surface Detection)
- Electronics: DAE4 Sn679; Calibrated: 3/21/2006
- Phantom: SAM 12-1; Type: SAM4.0; Serial: TP-1346
- Measurement SW: DASY4, V4.6 Build 23; Postprocessing SW: SEMCAD, V1.8 Build 160

SPC/Zoom Scan (5x5x7)/Cube 0: Measurement grid: dx=8mm, dy=8mm, dz=5mm
Reference Value = 89.7 V/m; Power Drift = -0.008 dB
Peak SAR (extrapolated) = 19.4 W/kg
SAR(1 g) = 10.2 mW/g; SAR(10 g) = 5.23 mW/g
Maximum value of SAR (measured) = 11.5 mW/g

SPC/Area Scan (31x71x1): Measurement grid: dx=15mm, dy=15mm
Maximum value of SAR (interpolated) = 12.5 mW/g

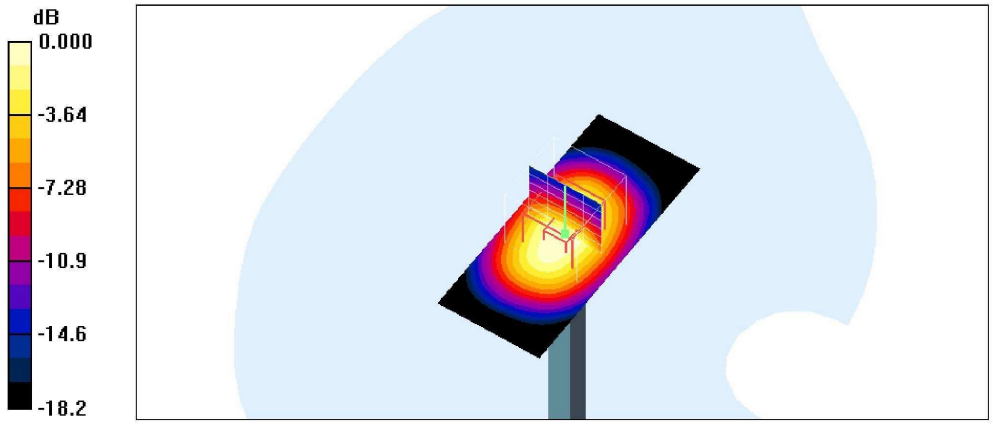

0 dB = 11.5mW/g

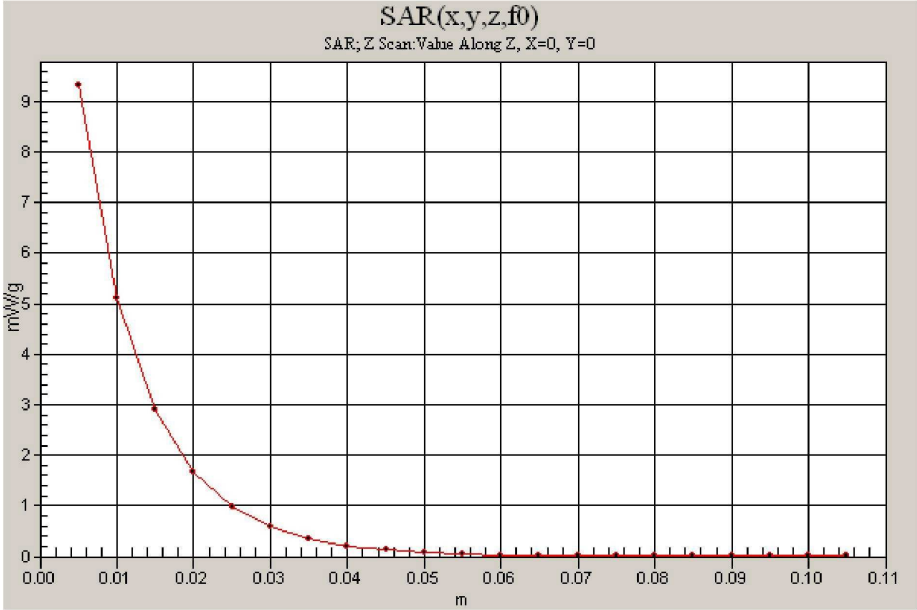
SAR(x,y,z,f0)
SAR; Z Scan:Value Along Z, X=0, Y=0
mW/g
m
0
1
2
3
4
5
6
7
8
9
0.00
0.01
0.02
0.03
0.04
0.05
0.06
0.07
0.08
0.09
0.10
0.11

Left Head



Left Cheek

Date/Time: 7/4/2006 4:33:55 PM

Test Laboratory: Electronics Testing Center, Taiwan

DUT: DECT Phone; Type: PP; Serial: 33-S37

Communication System: US DECT-1900; Frequency: 1925 MHz;Duty Cycle: 1:24
Medium parameters used: f = 1925 MHz; σ = 1.44 mho/m; ε_r = 38.5; ρ = 1000 kg/m^3
Air temperature: 20.7 degC; Liquid temperature: 21.8 ~ 21.9 degC;
Phantom section: Left Section

DASY4 Configuration:
- Probe: EX3DV4 - SN3578; ConvF(6.98, 6.98, 6.98); Calibrated: 3/20/2006
- Sensor-Surface: 4mm (Mechanical Surface Detection)
- Electronics: DAE4 Sn679; Calibrated: 3/21/2006
- Phantom: SAM 12-1; Type: SAM4.0; Serial: TP-1346
- Measurement SW: DASY4, V4.6 Build 23; Postprocessing SW: SEMCAD, V1.8 Build 160

LC-MID/Area Scan (61x121x1): Measurement grid: dx=15mm, dy=15mm
Maximum value of SAR (interpolated) = 0.019 mW/g

LC-MID/Zoom Scan (5x5x7)/Cube 0: Measurement grid: dx=8mm, dy=8mm, dz=5mm
Reference Value = 2.31 V/m; Power Drift = 0.604 dB
Peak SAR (extrapolated) = 0.021 W/kg
SAR(1 g) = 0.013 mW/g; SAR(10 g) = 0.00704 mW/g

Warning: Maximum averaged SAR over 10 g is located on the boundary of the measurement cube. This cube might not incorporate the absolute averaged SAR. Please consider a refinement of the Area Scan measurement.
Maximum value of SAR (measured) = 0.014 mW/g

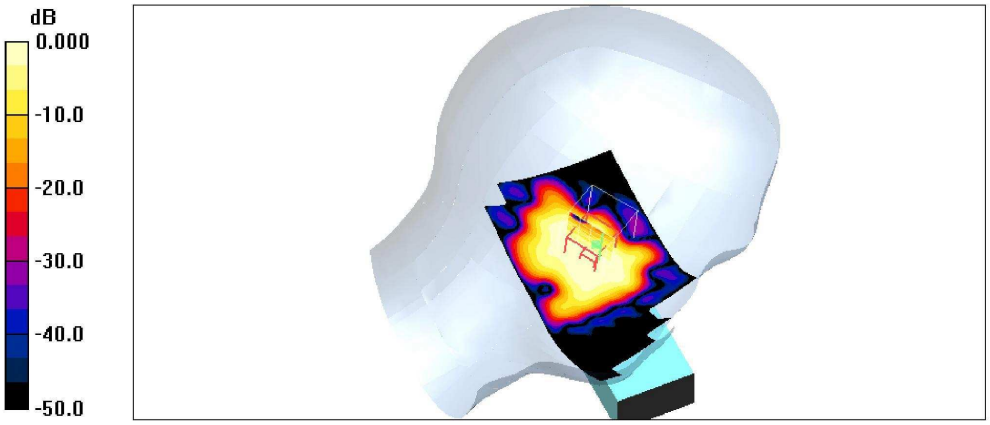

0 dB = 0.014mW/g

Left Tilted

Date/Time: 7/4/2006 4:58:09 PM

Test Laboratory: Electronics Testing Center, Taiwan

DUT: DECT Phone; Type: PP; Serial: 33-S37

Communication System: US DECT-1900; Frequency: 1925 MHz;Duty Cycle: 1:24
Medium parameters used: f = 1925 MHz; σ = 1.44 mho/m; ε_r = 38.5; ρ = 1000 kg/m^3
Air temperature: 20.7 degC; Liquid temperature: 21.3 ~ 21.8 degC;
Phantom section: Left Section

DASY4 Configuration:
- Probe: EX3DV4 - SN3578; ConvF(6.98, 6.98, 6.98); Calibrated: 3/20/2006
- Sensor-Surface: 4mm (Mechanical Surface Detection)
- Electronics: DAE4 Sn679; Calibrated: 3/21/2006
- Phantom: SAM 12-1; Type: SAM4.0; Serial: TP-1346
- Measurement SW: DASY4, V4.6 Build 23; Postprocessing SW: SEMCAD, V1.8 Build 160

LT-MID/Area Scan (61x121x1): Measurement grid: dx=15mm, dy=15mm
Maximum value of SAR (interpolated) = 0.011 mW/g

LT-MID/Zoom Scan (5x5x7)/Cube 0: Measurement grid: dx=8mm, dy=8mm, dz=5mm
Reference Value = 1.75 V/m; Power Drift = 1.15 dB
Peak SAR (extrapolated) = 0.013 W/kg
SAR(1 g) = 0.00654 mW/g; SAR(10 g) = 0.00356 mW/g

Warning: Maximum averaged SAR over 10 g is located on the boundary of the measurement cube. This cube might not incorporate the absolute averaged SAR. Please consider a refinement of the Area Scan measurement.
Maximum value of SAR (measured) = 0.007 mW/g

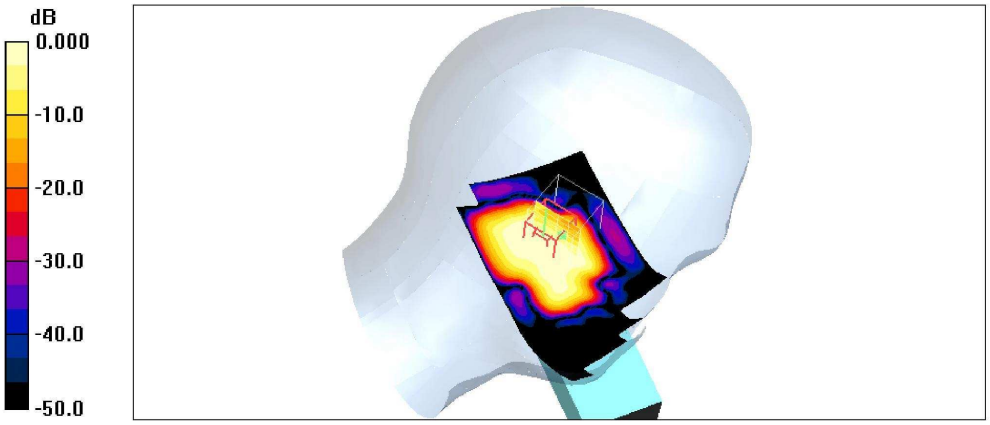

0 dB = 0.007mW/g

Right Head



Right Cheek

Date/Time: 7/4/2006 5:33:37 PM

Test Laboratory: Electronics Testing Center, Taiwan

DUT: DECT Phone; Type: PP; Serial: 33-S37

Communication System: US DECT-1900; Frequency: 1925 MHz;Duty Cycle: 1:24
Medium parameters used: f = 1925 MHz; σ = 1.44 mho/m; ε_r = 38.5; ρ = 1000 kg/m^3
Air temperature: 20.7 degC; Liquid temperature: 21.0 ~21.6 degC;
Phantom section: Right Section

DASY4 Configuration:
- Probe: EX3DV4 - SN3578; ConvF(6.98, 6.98, 6.98); Calibrated: 3/20/2006
- Sensor-Surface: 4mm (Mechanical Surface Detection)
- Electronics: DAE4 Sn679; Calibrated: 3/21/2006
- Phantom: SAM 12-1; Type: SAM4.0; Serial: TP-1346
- Measurement SW: DASY4, V4.6 Build 23; Postprocessing SW: SEMCAD, V1.8 Build 160

RC-MID/Zoom Scan (5x5x7)/Cube 0: Measurement grid: dx=8mm, dy=8mm, dz=5mm
Reference Value = 2.34 V/m; Power Drift = -0.484 dB
Peak SAR (extrapolated) = 0.016 W/kg
SAR(1 g) = 0.010 mW/g; SAR(10 g) = 0.00467 mW/g

Warning: Maximum averaged SAR over 1 g is located on the boundary of the measurement cube. This cube might not incorporate the absolute averaged SAR. Please consider a refinement of the Area Scan measurement. Maximum averaged SAR over 10 g is located on the boundary of the measurement cube. This cube might not incorporate the absolute averaged SAR. Please consider a refinement of the Area Scan measurement.
Maximum value of SAR (measured) = 0.012 mW/g

RC-MID/Area Scan (61x121x1): Measurement grid: dx=15mm, dy=15mm
Maximum value of SAR (interpolated) = 0.022 mW/g

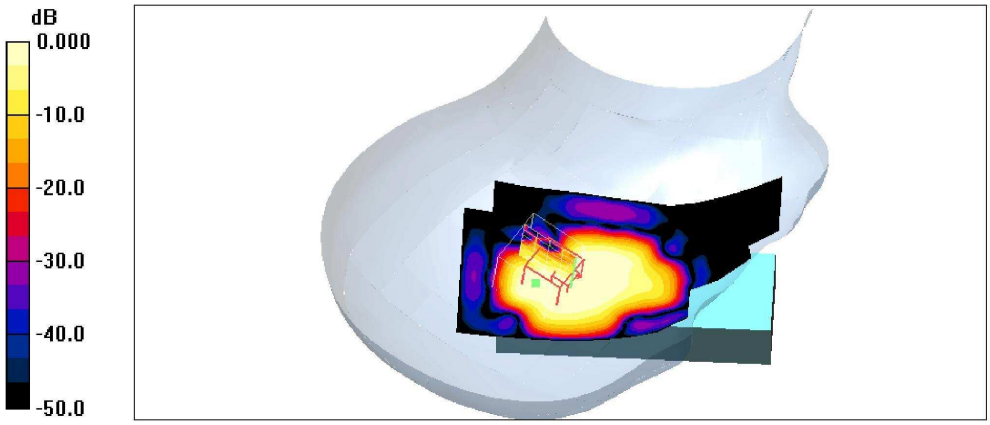

0 dB = 0.012mW/g

Right Tilted

Date/Time: 7/4/2006 5:49:12 PM

Test Laboratory: Electronics Testing Center, Taiwan

DUT: DECT Phone; Type: PP; Serial: 33-S37

Communication System: US DECT-1900; Frequency: 1925 MHz;Duty Cycle: 1:24
Medium parameters used: f = 1925 MHz; σ = 1.44 mho/m; ε_r = 38.5; ρ = 1000 kg/m^3
Air temperature: 20.7 degC; Liquid temperature: 21.4 ~ 21.5 degC;
Phantom section: Right Section

DASY4 Configuration:
- Probe: EX3DV4 - SN3578; ConvF(6.98, 6.98, 6.98); Calibrated: 3/20/2006
- Sensor-Surface: 4mm (Mechanical Surface Detection)
- Electronics: DAE4 Sn679; Calibrated: 3/21/2006
- Phantom: SAM 12-1; Type: SAM4.0; Serial: TP-1346
- Measurement SW: DASY4, V4.6 Build 23; Postprocessing SW: SEMCAD, V1.8 Build 160

RT-MID/Area Scan (61x121x1): Measurement grid: dx=15mm, dy=15mm
Maximum value of SAR (interpolated) = 0.016 mW/g

RT-MID/Zoom Scan (5x5x7)/Cube 0: Measurement grid: dx=8mm, dy=8mm, dz=5mm
Reference Value = 1.78 V/m; Power Drift = 0.077 dB
Peak SAR (extrapolated) = 0.026 W/kg
SAR(1 g) = 0.00681 mW/g; SAR(10 g) = 0.00327 mW/g
Maximum value of SAR (measured) = 0.007 mW/g

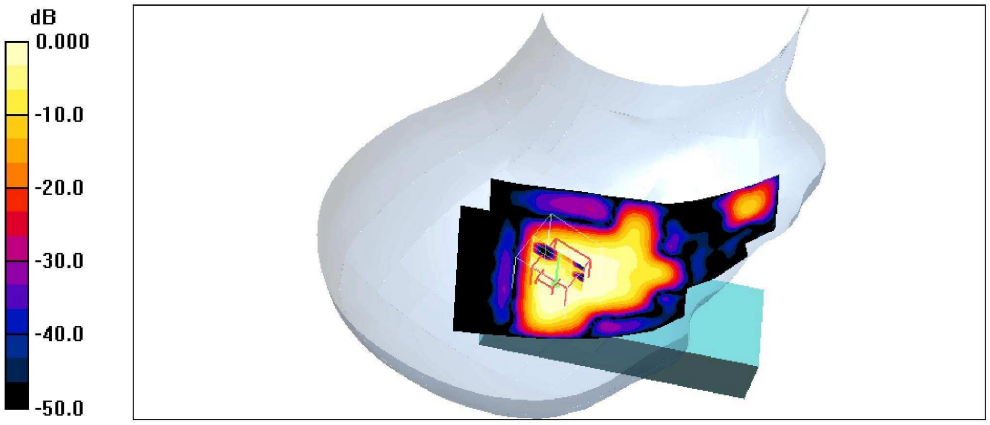

0 dB = 0.007mW/g

Left Cheek

Date/Time: 7/4/2006 6:28:10 PM

Test Laboratory: Electronics Testing Center, Taiwan

DUT: DECT Phone; Type: PP; Serial: 33-S37

Communication System: US DECT-1900; Frequency: 1928.5 MHz;Duty Cycle: 1:24
Medium parameters used: f = 1928.5 MHz; σ = 1.44 mho/m; ε_r = 38.4; ρ = 1000 kg/m^3
Air temperature: 20.7 degC; Liquid temperature: 21.6 degC;
Phantom section: Left Section

DASY4 Configuration:
- Probe: EX3DV4 - SN3578; ConvF(6.98, 6.98, 6.98); Calibrated: 3/20/2006
- Sensor-Surface: 4mm (Mechanical Surface Detection)
- Electronics: DAE4 Sn679; Calibrated: 3/21/2006
- Phantom: SAM 12-1; Type: SAM4.0; Serial: TP-1346
- Measurement SW: DASY4, V4.6 Build 23; Postprocessing SW: SEMCAD, V1.8 Build 160

LC-HIGH/Area Scan (61x121x1): Measurement grid: dx=15mm, dy=15mm
Maximum value of SAR (interpolated) = 0.018 mW/g

LC-HIGH/Zoom Scan (5x5x7)/Cube 0: Measurement grid: dx=8mm, dy=8mm, dz=5mm
Reference Value = 2.08 V/m; Power Drift = -0.166 dB
Peak SAR (extrapolated) = 0.020 W/kg
SAR(1 g) = 0.013 mW/g; SAR(10 g) = 0.00705 mW/g

Warning: Maximum averaged SAR over 10 g is located on the boundary of the measurement cube. This cube might not incorporate the absolute averaged SAR. Please consider a refinement of the Area Scan measurement.
Maximum value of SAR (measured) = 0.014 mW/g

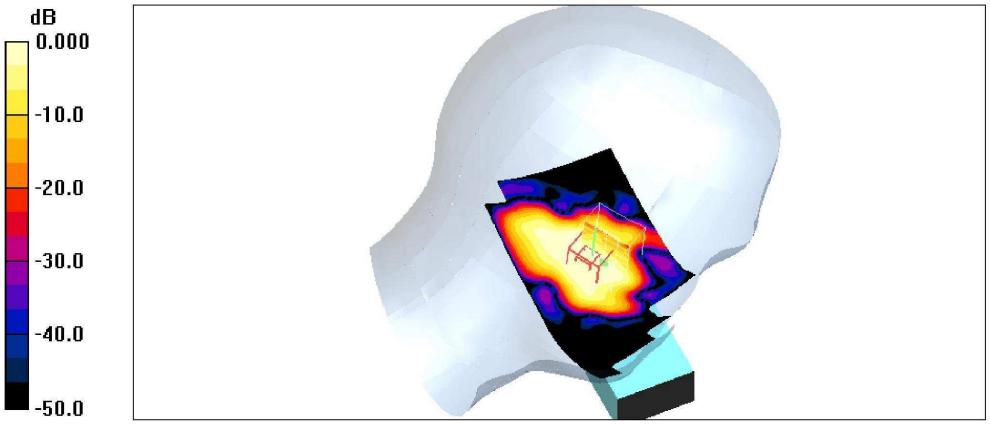

0 dB = 0.014mW/g

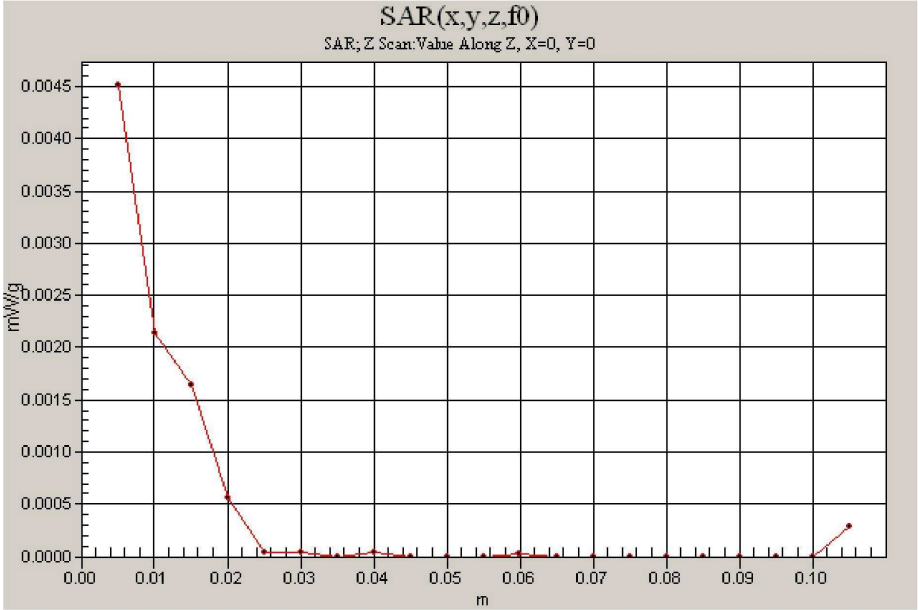
SAR(x,y,z,f0)
SAR; Z Scan:Value Along Z, X=0, Y=0
mW/g
0.0045
0.0040
0.0035
0.0030
0.0025
0.0020
0.0015
0.0010
0.0005
0.0000
0.00
0.01
0.02
0.03
0.04
0.05
0.06
0.07
0.08
0.09
0.10
m