ANNEX B: SAR RESULTS

System Performance Check

Head



Date/Time: 7/5/2006 9:21:04 AM

Test Laboratory: Electronics Testing Center, Taiwan

DUT: Dipole 1900 MHz; Type: D1900V2; Serial: D1900V2 - SN:xxx

Communication System: CW; Frequency: 1900 MHz;Duty Cycle: 1:1
Medium parameters used: f = 1900 MHz; σ = 1.42 mho/m; ε_r = 38.5; ρ = 1000 kg/m^3
Air temperature: 21.9 degC; Liquid temperature: 22.2 ~ 22.4 degC;
Phantom section: Flat Section

DASY4 Configuration:
- Probe: EX3DV4 - SN3578; ConvF(6.98, 6.98, 6.98); Calibrated: 3/20/2006
- Sensor-Surface: 4mm (Mechanical Surface Detection)
- Electronics: DAE4 Sn679; Calibrated: 3/21/2006
- Phantom: SAM 12-1; Type: SAM4.0; Serial: TP-1346
- Measurement SW: DASY4, V4.6 Build 23; Postprocessing SW: SEMCAD, V1.8 Build 160

SPC/Area Scan (31x71x1): Measurement grid: dx=15mm, dy=15mm
Maximum value of SAR (interpolated) = 12.5 mW/g

SPC/Zoom Scan (5x5x7)/Cube 0: Measurement grid: dx=8mm, dy=8mm, dz=5mm
Reference Value = 89.6 V/m; Power Drift = -0.023 dB
Peak SAR (extrapolated) = 19.1 W/kg
SAR(1 g) = 10.1 mW/g; SAR(10 g) = 5.19 mW/g
Maximum value of SAR (measured) = 11.3 mW/g

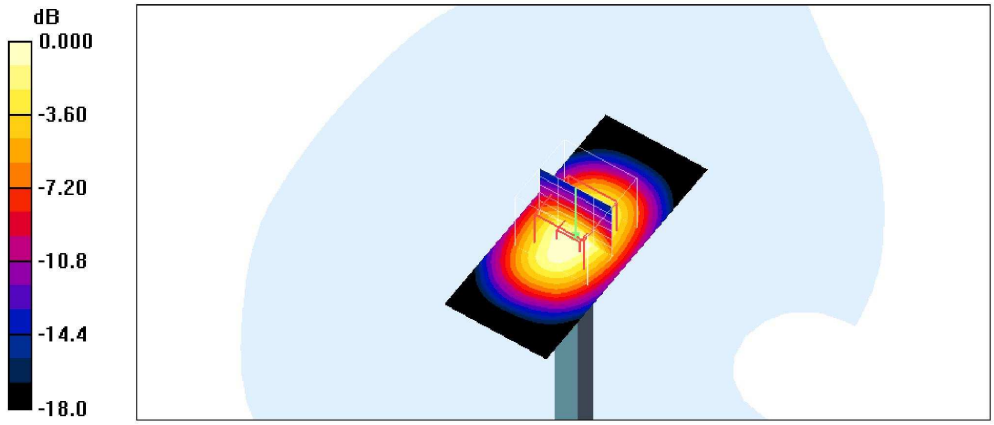

0 dB = 11.3mW/g

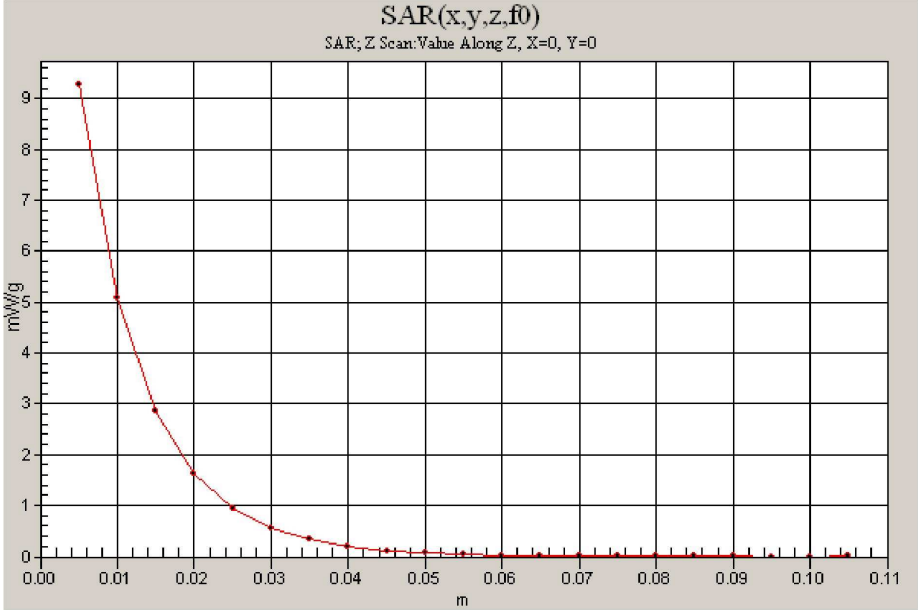
SAR(x,y,z,f0)
SAR; Z Scan:Value Along Z, X=0, Y=0
mW/g
m
0
1
2
3
4
5
6
7
8
9
0.00
0.01
0.02
0.03
0.04
0.05
0.06
0.07
0.08
0.09
0.10
0.11

Left Head



Left Cheek

Date/Time: 7/5/2006 1:07:02 PM

Test Laboratory: Electronics Testing Center, Taiwan

DUT: DECT Phone; Type: PP; Serial: S37

Communication System: US DECT-1900; Frequency: 1925 MHz;Duty Cycle: 1:24
Medium parameters used: f = 1925 MHz; σ = 1.44 mho/m; ε_r = 38.5; ρ = 1000 kg/m^3
Air temperature: 22.5 degC; Liquid temperature: 21.5 ~ 21.6 degC;
Phantom section: Left Section

DASY4 Configuration:
- Probe: EX3DV4 - SN3578; ConvF(6.98, 6.98, 6.98); Calibrated: 3/20/2006
- Sensor-Surface: 4mm (Mechanical Surface Detection)
- Electronics: DAE4 Sn679; Calibrated: 3/21/2006
- Phantom: SAM 12-1; Type: SAM4.0; Serial: TP-1346
- Measurement SW: DASY4, V4.6 Build 23; Postprocessing SW: SEMCAD, V1.8 Build 160

LC-MID/Area Scan (61x121x1): Measurement grid: dx=15mm, dy=15mm
Maximum value of SAR (interpolated) = 0.049 mW/g

LC-MID/Zoom Scan (5x5x7)/Cube 0: Measurement grid: dx=8mm, dy=8mm, dz=5mm
Reference Value = 4.13 V/m; Power Drift = -0.750 dB
Peak SAR (extrapolated) = 0.070 W/kg
SAR(1 g) = 0.043 mW/g; SAR(10 g) = 0.024 mW/g
Maximum value of SAR (measured) = 0.048 mW/g

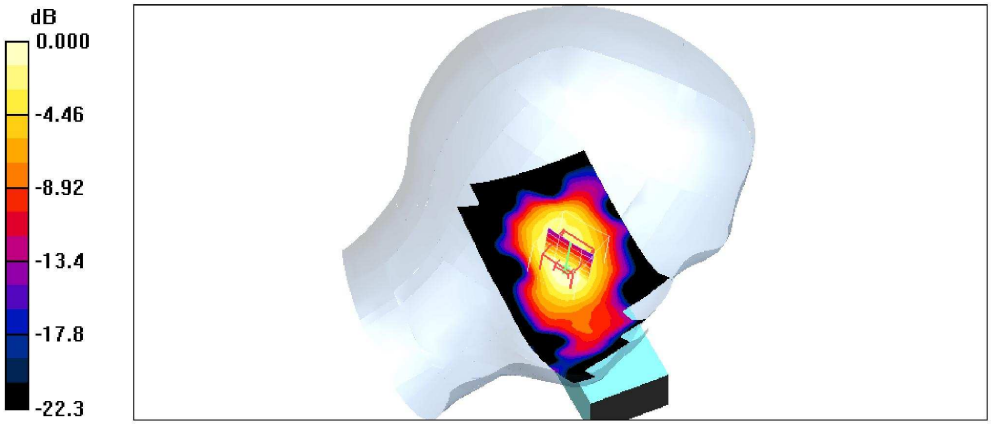

0 dB = 0.048mW/g

Left Tilted

Date/Time: 7/5/2006 1:52:03 PM

Test Laboratory: Electronics Testing Center, Taiwan

DUT: DECT Phone; Type: PP; Serial: S37

Communication System: US DECT-1900; Frequency: 1925 MHz;Duty Cycle: 1:24
Medium parameters used: f = 1925 MHz; σ = 1.44 mho/m; ε_r = 38.5; ρ = 1000 kg/m^3
Air temperature: 22.5 degC; Liquid temperature: 21.3 ~ 21.6 degC;
Phantom section: Left Section

DASY4 Configuration:
- Probe: EX3DV4 - SN3578; ConvF(6.98, 6.98, 6.98); Calibrated: 3/20/2006
- Sensor-Surface: 4mm (Mechanical Surface Detection)
- Electronics: DAE4 Sn679; Calibrated: 3/21/2006
- Phantom: SAM 12-1; Type: SAM4.0; Serial: TP-1346
- Measurement SW: DASY4, V4.6 Build 23; Postprocessing SW: SEMCAD, V1.8 Build 160

LT-MID/Zoom Scan (5x5x7)/Cube 0: Measurement grid: dx=8mm, dy=8mm, dz=5mm
Reference Value = 4.32 V/m; Power Drift = -0.201 dB
Peak SAR (extrapolated) = 0.039 W/kg
SAR(1 g) = 0.025 mW/g; SAR(10 g) = 0.014 mW/g
Maximum value of SAR (measured) = 0.027 mW/g

LT-MID/Area Scan (61x121x1): Measurement grid: dx=15mm, dy=15mm
Maximum value of SAR (interpolated) = 0.029 mW/g

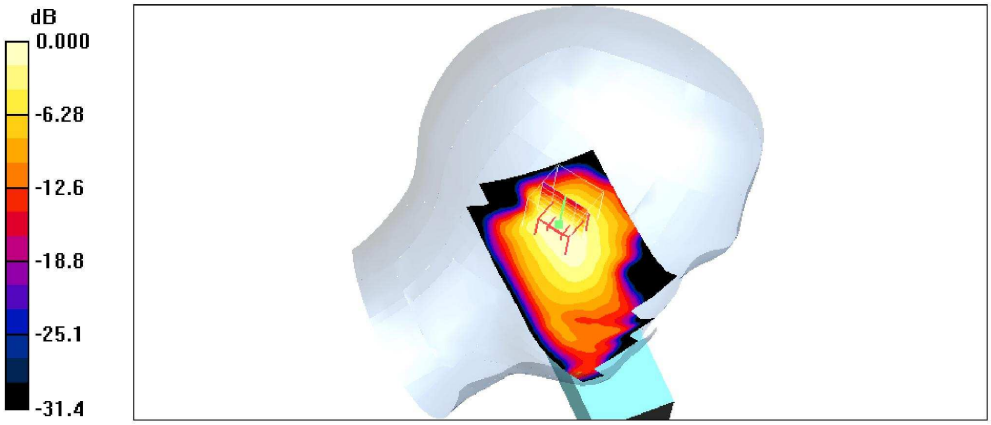

0 dB = 0.027mW/g

Right Head



Right Cheek

Date/Time: 7/5/2006 2:15:58 PM

Test Laboratory: Electronics Testing Center, Taiwan

DUT: DECT Phone; Type: PP; Serial: S37

Communication System: US DECT-1900; Frequency: 1925 MHz;Duty Cycle: 1:24
Medium parameters used: f = 1925 MHz; σ = 1.44 mho/m; ε_r = 38.5; ρ = 1000 kg/m^3
Air temperature: 22.5 degC; Liquid temperature: 21.4 degC;
Phantom section: Right Section

DASY4 Configuration:
- Probe: EX3DV4 - SN3578; ConvF(6.98, 6.98, 6.98); Calibrated: 3/20/2006
- Sensor-Surface: 4mm (Mechanical Surface Detection)
- Electronics: DAE4 Sn679; Calibrated: 3/21/2006
- Phantom: SAM 12-1; Type: SAM4.0; Serial: TP-1346
- Measurement SW: DASY4, V4.6 Build 23; Postprocessing SW: SEMCAD, V1.8 Build 160

RC-MID/Zoom Scan (5x5x7)/Cube 0: Measurement grid: dx=8mm, dy=8mm, dz=5mm
Reference Value = 4.61 V/m; Power Drift = 0.299 dB
Peak SAR (extrapolated) = 0.064 W/kg
SAR(1 g) = 0.041 mW/g; SAR(10 g) = 0.023 mW/g

Warning: Maximum averaged SAR over 10 g is located on the boundary of the measurement cube. This cube might not incorporate the absolute averaged SAR. Please consider a refinement of the Area Scan measurement.
Maximum value of SAR (measured) = 0.045 mW/g

RC-MID/Area Scan (61x121x1): Measurement grid: dx=15mm, dy=15mm
Maximum value of SAR (interpolated) = 0.053 mW/g

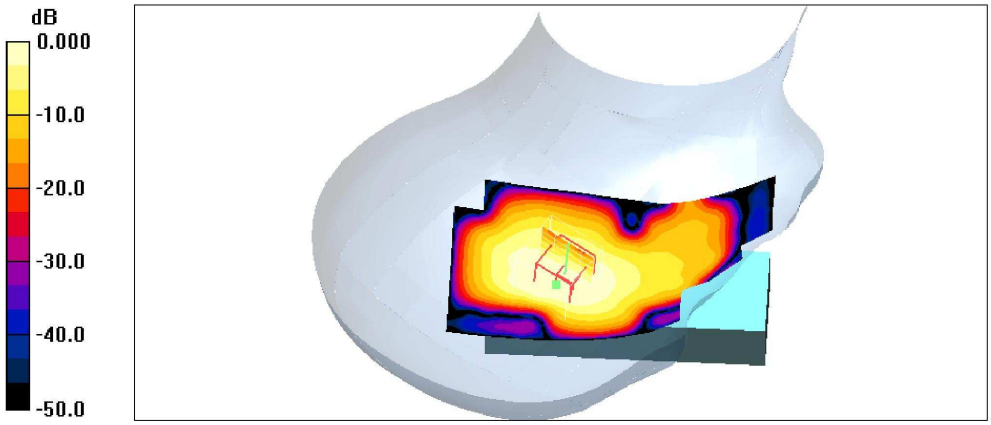

0 dB = 0.045mW/g

Right Tilted

Date/Time: 7/5/2006 2:27:37 PM

Test Laboratory: Electronics Testing Center, Taiwan

DUT: DECT Phone; Type: PP; Serial: S37

Communication System: US DECT-1900; Frequency: 1925 MHz;Duty Cycle: 1:24
Medium parameters used: f = 1925 MHz; σ = 1.44 mho/m; ε_r = 38.5; ρ = 1000 kg/m^3
Air temperature: 22.5 degC; Liquid temperature: 21.3 ~ 21.4 degC;
Phantom section: Right Section

DASY4 Configuration:
- Probe: EX3DV4 - SN3578; ConvF(6.98, 6.98, 6.98); Calibrated: 3/20/2006
- Sensor-Surface: 4mm (Mechanical Surface Detection)
- Electronics: DAE4 Sn679; Calibrated: 3/21/2006
- Phantom: SAM 12-1; Type: SAM4.0; Serial: TP-1346
- Measurement SW: DASY4, V4.6 Build 23; Postprocessing SW: SEMCAD, V1.8 Build 160

RT-MID/Area Scan (61x121x1): Measurement grid: dx=15mm, dy=15mm
Maximum value of SAR (interpolated) = 0.055 mW/g

RT-MID/Zoom Scan (5x5x7)/Cube 0: Measurement grid: dx=8mm, dy=8mm, dz=5mm
Reference Value = 4.00 V/m; Power Drift = 0.324 dB
Peak SAR (extrapolated) = 0.041 W/kg
SAR(1 g) = 0.024 mW/g; SAR(10 g) = 0.013 mW/g

Warning: Maximum averaged SAR over 10 g is located on the boundary of the measurement cube. This cube might not incorporate the absolute averaged SAR. Please consider a refinement of the Area Scan measurement.
Maximum value of SAR (measured) = 0.025 mW/g

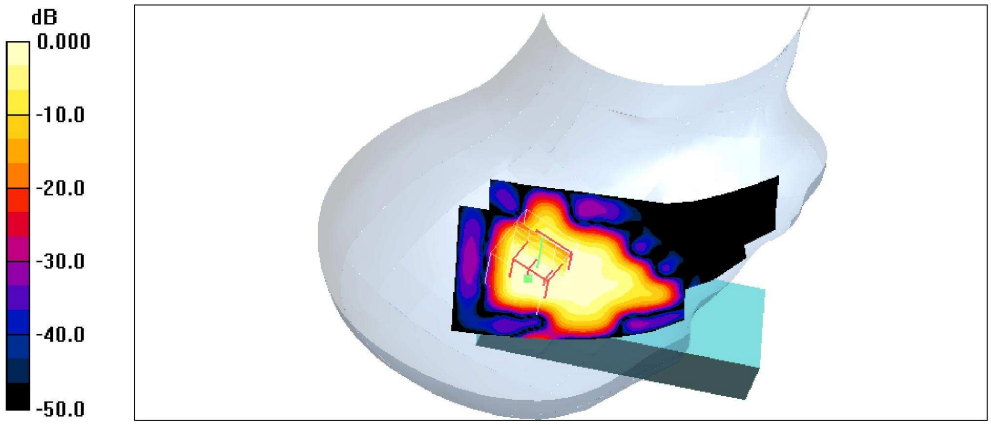

0 dB = 0.025mW/g

Left Cheek

Date/Time: 7/5/2006 2:57:39 PM

Test Laboratory: Electronics Testing Center, Taiwan

DUT: DECT Phone; Type: PP; Serial: S37

Communication System: US DECT-1900; Frequency: 1928.5 MHz;Duty Cycle: 1:24
Medium parameters used: f = 1928.5 MHz; σ = 1.44 mho/m; ε_r = 38.4; ρ = 1000 kg/m^3
Air temperature: 22.5 degC; Liquid temperature: 21.3 ~ 21.4 degC;
Phantom section: Left Section

DASY4 Configuration:
- Probe: EX3DV4 - SN3578; ConvF(6.98, 6.98, 6.98); Calibrated: 3/20/2006
- Sensor-Surface: 4mm (Mechanical Surface Detection)
- Electronics: DAE4 Sn679; Calibrated: 3/21/2006
- Phantom: SAM 12-1; Type: SAM4.0; Serial: TP-1346
- Measurement SW: DASY4, V4.6 Build 23; Postprocessing SW: SEMCAD, V1.8 Build 160

LC-HIGH/Zoom Scan (5x5x7)/Cube 0: Measurement grid: dx=8mm, dy=8mm, dz=5mm
Reference Value = 4.24 V/m; Power Drift = -0.580 dB
Peak SAR (extrapolated) = 0.071 W/kg
SAR(1 g) = 0.044 mW/g; SAR(10 g) = 0.025 mW/g
Maximum value of SAR (measured) = 0.048 mW/g

LC-HIGH/Area Scan (61x121x1): Measurement grid: dx=15mm, dy=15mm
Maximum value of SAR (interpolated) = 0.046 mW/g

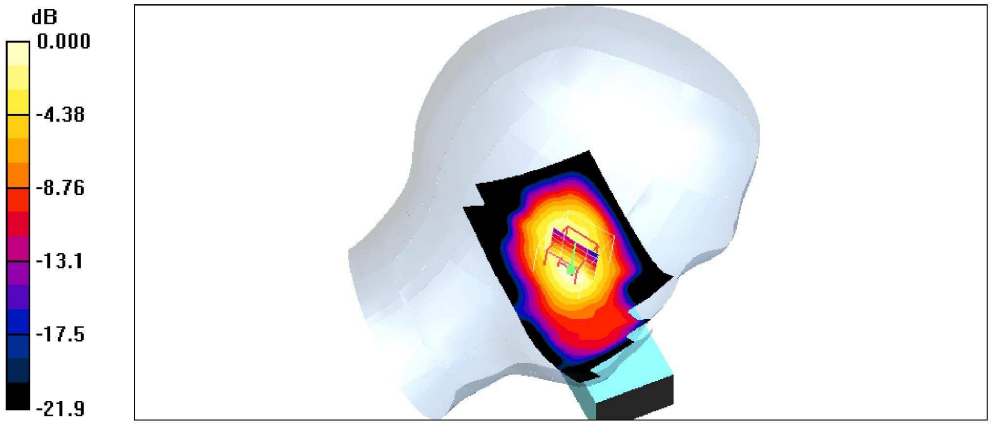

0 dB = 0.048mW/g

Left Cheek

Date/Time: 7/5/2006 3:19:26 PM

Test Laboratory: Electronics Testing Center, Taiwan

DUT: DECT Phone; Type: PP; Serial: S37

Communication System: US DECT-1900; Frequency: 1921.5 MHz;Duty Cycle: 1:24
Medium parameters used: f = 1921.5 MHz; σ = 1.43 mho/m; ε_r = 38.5; ρ = 1000 kg/m^3
Air temperature: 22.5 degC; Liquid temperature: 21.1 ~ 21.3 degC;
Phantom section: Left Section

DASY4 Configuration:
- Probe: EX3DV4 - SN3578; ConvF(6.98, 6.98, 6.98); Calibrated: 3/20/2006
- Sensor-Surface: 4mm (Mechanical Surface Detection)
- Electronics: DAE4 Sn679; Calibrated: 3/21/2006
- Phantom: SAM 12-1; Type: SAM4.0; Serial: TP-1346
- Measurement SW: DASY4, V4.6 Build 23; Postprocessing SW: SEMCAD, V1.8 Build 160

LC-LOW/Zoom Scan (5x5x7)/Cube 0: Measurement grid: dx=8mm, dy=8mm, dz=5mm
Reference Value = 3.74 V/m; Power Drift = 0.388 dB
Peak SAR (extrapolated) = 0.074 W/kg
SAR(1 g) = 0.045 mW/g; SAR(10 g) = 0.026 mW/g
Maximum value of SAR (measured) = 0.050 mW/g

LC-LOW/Area Scan (61x121x1): Measurement grid: dx=15mm, dy=15mm
Maximum value of SAR (interpolated) = 0.049 mW/g

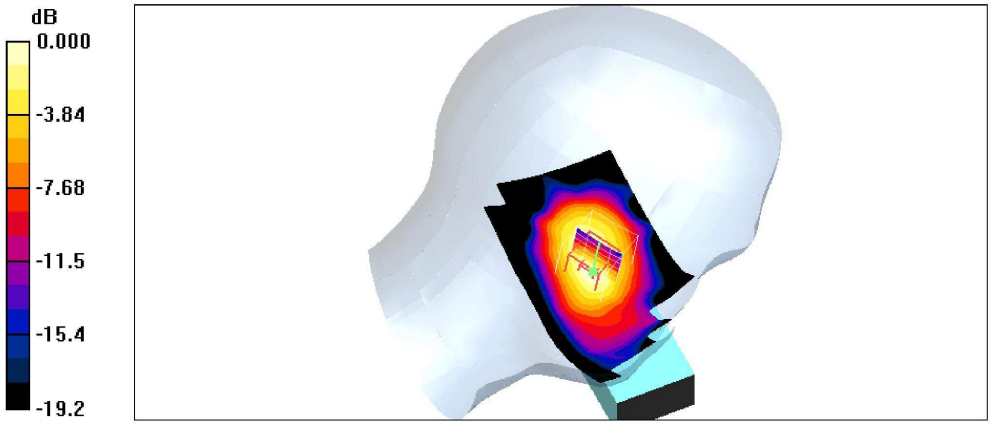

0 dB = 0.050mW/g

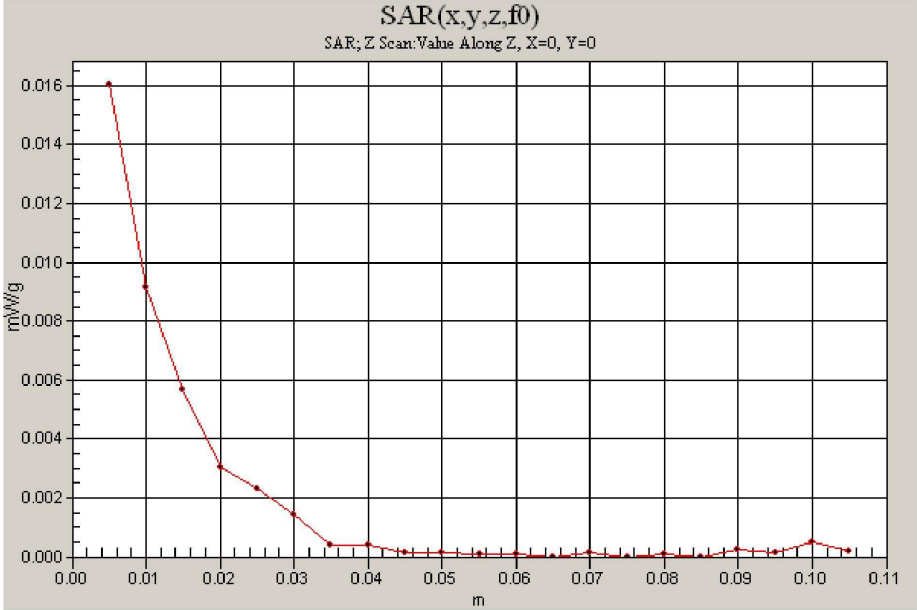
SAR(x,y,z,f0)
SAR; Z Scan:Value Along Z, X=0, Y=0
mW/g
0.016
0.014
0.012
0.010
0.008
0.006
0.004
0.002
0.000
0.00
0.01
0.02
0.03
0.04
0.05
0.06
0.07
0.08
0.09
0.10
0.11
m