ANNEX C

System Performance Check

Head



Date/Time: 9/2/2005 10:34:30 AM Date/Time: 9/2/2005 10:37:39 AM

Test Laboratory: Electronics Testing Center, Taiwan

DUT: Dipole 2450 MHz; Type: D2450V2; Serial: D2450V2 - SN:764

Communication System: CW; Frequency: 2450 MHz;Duty Cycle: 1:1
Medium parameters used: f = 2450 MHz; σ = 1.82 mho/m; ε_r = 38.2; ρ = 1000 kg/m^3 Medium parameters used: σ = 1.82384 mho/m, ε_r = 38.1578; ρ = 1000 kg/m^3
Air temperature: 21.9 degC; Liquid temperature: 21.8 degC;
Phantom section: Flat Section

DASY4 Configuration:
- Probe: ET3DV6 - SN1791; ConvF(4.58, 4.58, 4.58); Calibrated: 11/26/2004
- Sensor-Surface: 4mm (Mechanical And Optical Surface Detection)Sensor-Surface: 0mm (Fix Surface)
- Electronics: DAE4 Sn629; Calibrated: 10/12/2004
- Phantom: SAM 12-1; Type: SAM4.0; Serial: TP-1346
- Measurement SW: DASY4, V4.5 Build 19; Postprocessing SW: SEMCAD, V1.8 Build 146

SPC_H/Area Scan (31x61x1): Measurement grid: dx=15mm, dy=15mm
Maximum value of SAR (interpolated) = 16.6 mW/g

SPC_H/Zoom Scan (5x5x7)/Cube 0: Measurement grid: dx=8mm, dy=8mm, dz=5mm
Reference Value = 94.4 V/m; Power Drift = -0.011 dB
Peak SAR (extrapolated) = 28.0 W/kg
SAR(1 g) = 12.9 mW/g; SAR(10 g) = 5.92 mW/g
Maximum value of SAR (measured) = 14.5 mW/g

SPC_H/Z Scan (1x1x21): Measurement grid: dx=20mm, dy=20mm, dz=5mm
Maximum value of Total (measured) = 72.7 V/m

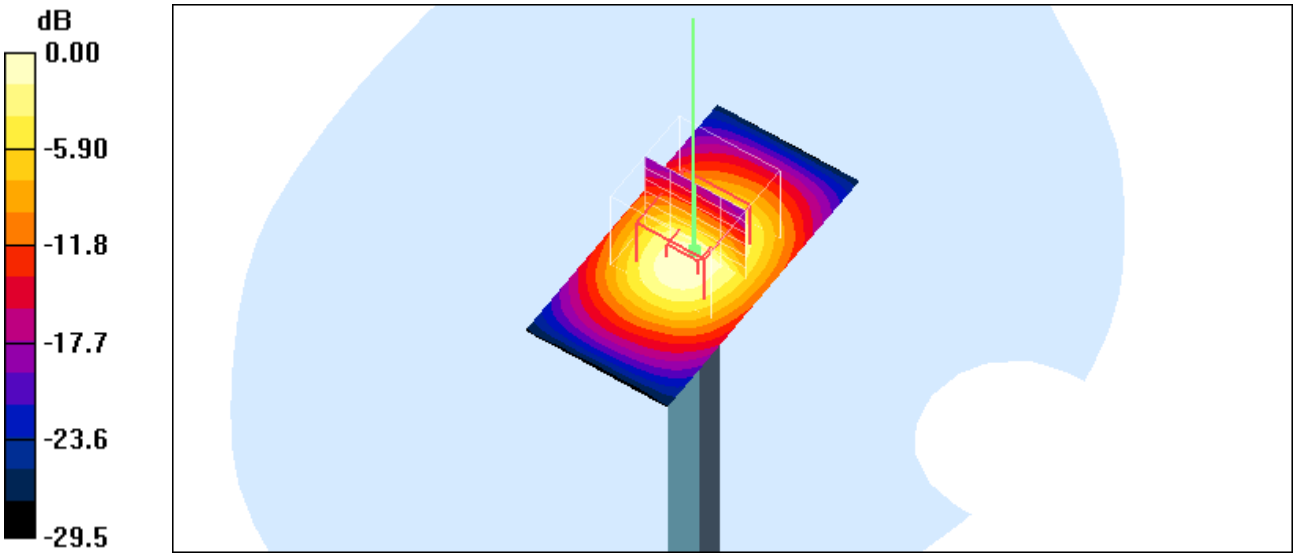

0 dB = 14.5mW/g

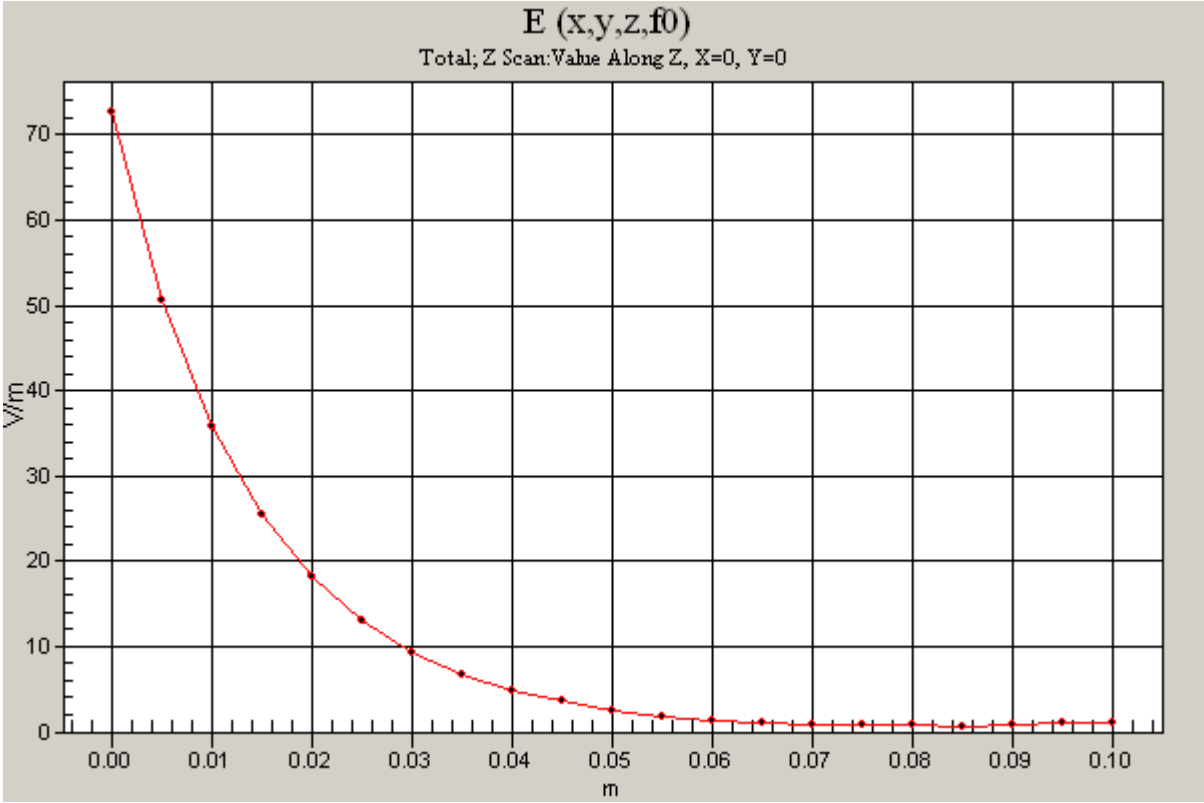
E (x,y,z,f0)
Total; Z Scan:Value Along Z, X=0, Y=0
V/m
70
60
50
40
30
20
10
0
0.00
0.01
0.02
0.03
0.04
0.05
0.06
0.07
0.08
0.09
0.10
m

Date/Time: 10/11/2005 4:06:06 PMDate/Time: 10/11/2005 4:03:52 PMDate/Time: 10/11/2005 4:05:27 PM

Test Laboratory: Electronics Testing Center, Taiwan

DUT: Dipole 2450 MHz; Type: D2450V2; Serial: D2450V2 - SN:764

Communication System: CW; Frequency: 2450 MHz;Duty Cycle: 1:1
Medium parameters used: f = 2450 MHz; σ = 1.82 mho/m; ε_r = 38.2; ρ = 1000 kg/m^3 Medium parameters used: σ = 1.82384 mho/m, ε_r = 38.1578; ρ = 1000 kg/m^3
Air temperature: 23.3 degC; Liquid temperature: 20.5 degC;
Phantom section: Flat Section

DASY4 Configuration:
- Probe: ET3DV6 - SN1791; ConvF(4.58, 4.58, 4.58); Calibrated: 11/26/2004
- Sensor-Surface: 4mm (Mechanical And Optical Surface Detection)Sensor-Surface: 0mm (Fix Surface)
- Electronics: DAE4 Sn629; Calibrated: 10/12/2004
- Phantom: SAM 12-1; Type: SAM4.0; Serial: TP-1346
- Measurement SW: DASY4, V4.5 Build 19; Postprocessing SW: SEMCAD, V1.8 Build 146

H_SPC/Zoom Scan (5x5x7)/Cube 0: Measurement grid: dx=8mm, dy=8mm, dz=5mm
Reference Value = 95.4 V/m; Power Drift = -0.00 dB
Peak SAR (extrapolated) = 27.9 W/kg
SAR(1 g) = 12.9 mW/g; SAR(10 g) = 5.95 mW/g
Maximum value of SAR (measured) = 14.3 mW/g

H_SPC/Area Scan (21x51x1): Measurement grid: dx=15mm, dy=15mm
Maximum value of SAR (interpolated) = 15.4 mW/g

H_SPC/Z Scan (1x1x21): Measurement grid: dx=20mm, dy=20mm, dz=5mm
Maximum value of Total (measured) = 72.1 V/m

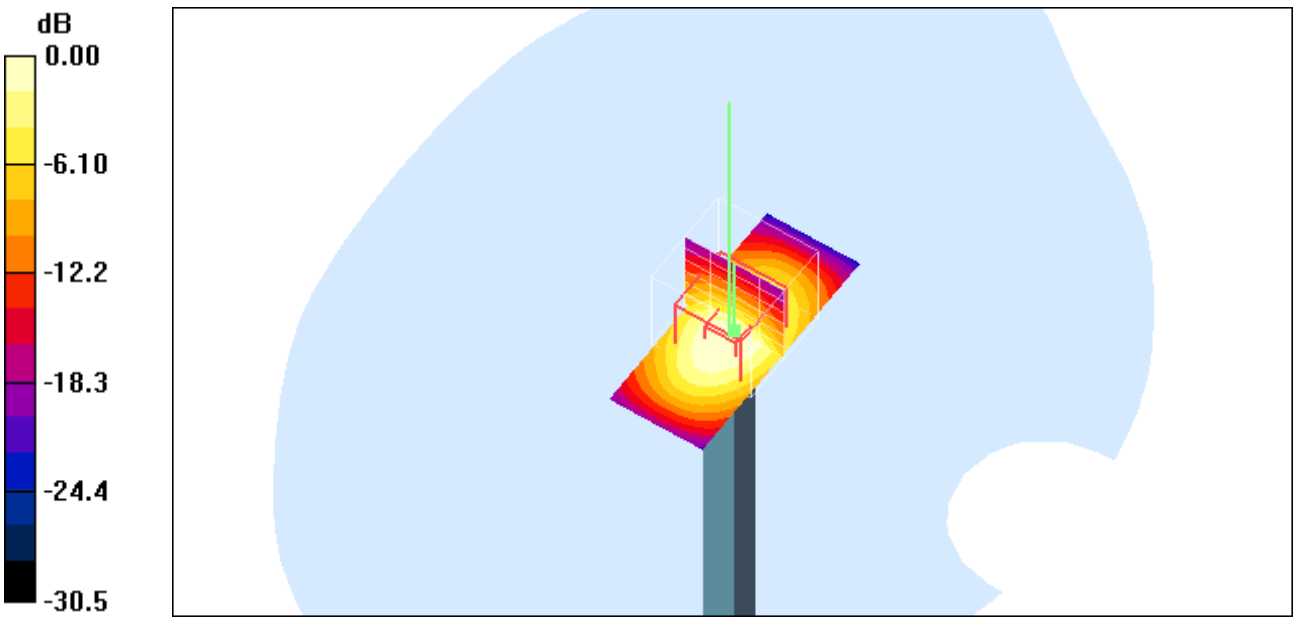

0 dB = 14.3mW/g

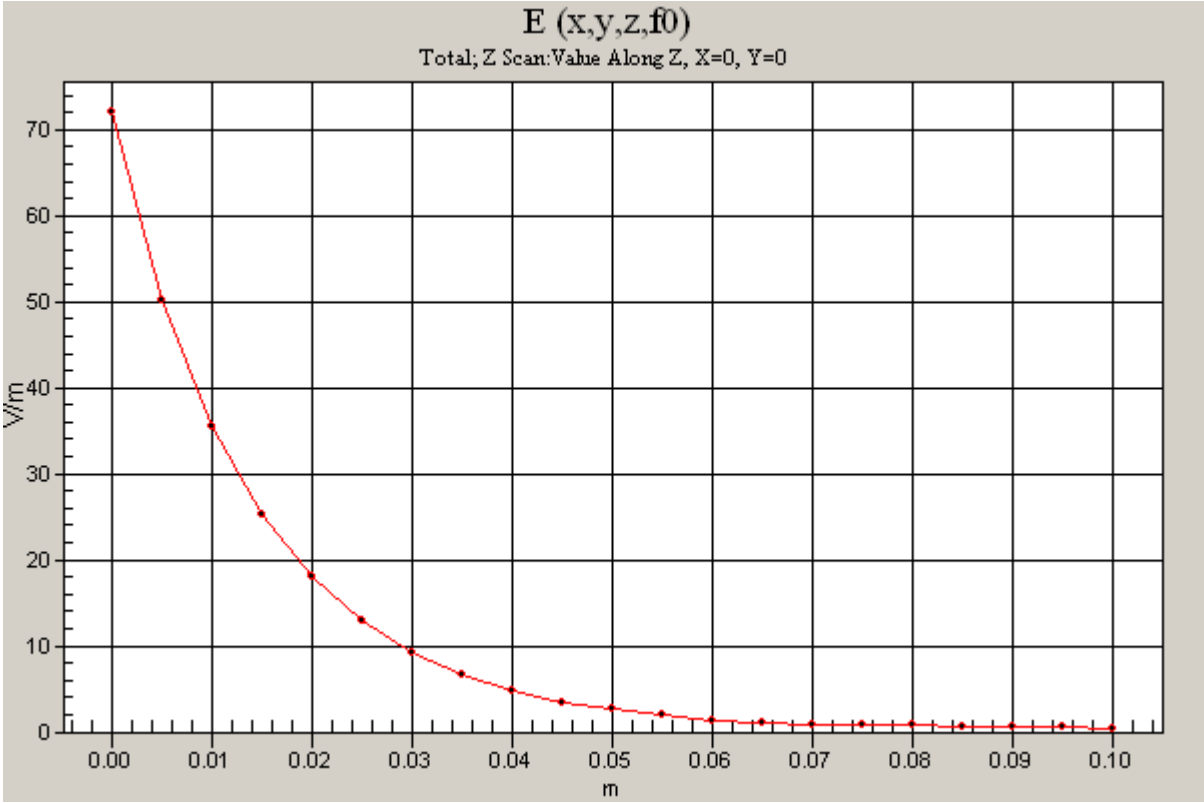
E (x,y,z,f0)
Total; Z Scan:Value Along Z, X=0, Y=0
V/m
70
60
50
40
30
20
10
0
0.00
0.01
0.02
0.03
0.04
0.05
0.06
0.07
0.08
0.09
0.10
m

System Performance Check

Body



Date/Time: 9/5/2005 2:07:14 PMDate/Time: 9/5/2005 2:09:12 PM

Test Laboratory: Electronics Testing Center, Taiwan

SystemPerformanceCheck-D2450-BSL

DUT: Dipole 2450 MHz; Type: D2450V2; Serial: D2450V2 - SN:764

Communication System: CW; Frequency: 2450 MHz;Duty Cycle: 1:1
Medium parameters used: f = 2450 MHz; σ = 1.98 mho/m; ε_r = 50.8; ρ = 1000 kg/m^3
; Air Temperature 22.3 deg C; Liquid Temperature 21.9 deg C; Phantom section: Flat Section

DASY4 Configuration:

- Probe: ET3DV6 - SN1791; ConvF(4.31, 4.31, 4.31); Calibrated: 11/26/2004
- Sensor-Surface: 4mm (Mechanical And Optical Surface Detection)
- Electronics: DAE4 Sn629; Calibrated: 10/12/2004
- Phantom: SAM 12 - 2; Type: SAM4.0; Serial: TP-1347
- Measurement SW: DASY4, V4.5 Build 19; Postprocessing SW: SEMCAD, V1.8 Build 146

B_2450MHz_SPC-050905/Area Scan (21x61x1): Measurement grid: dx=15mm, dy=15mm
Maximum value of SAR (interpolated) = 14.9 mW/g

B_2450MHz_SPC-050905/Zoom Scan (7x7x7)/Cube 0: Measurement grid: dx=5mm, dy=5mm, dz=5mm
Reference Value = 90.0 V/m; Power Drift = -0.023 dB
Peak SAR (extrapolated) = 28.7 W/kg
SAR(1 g) = 13 mW/g; SAR(10 g) = 6.03 mW/g
Maximum value of SAR (measured) = 14.3 mW/g

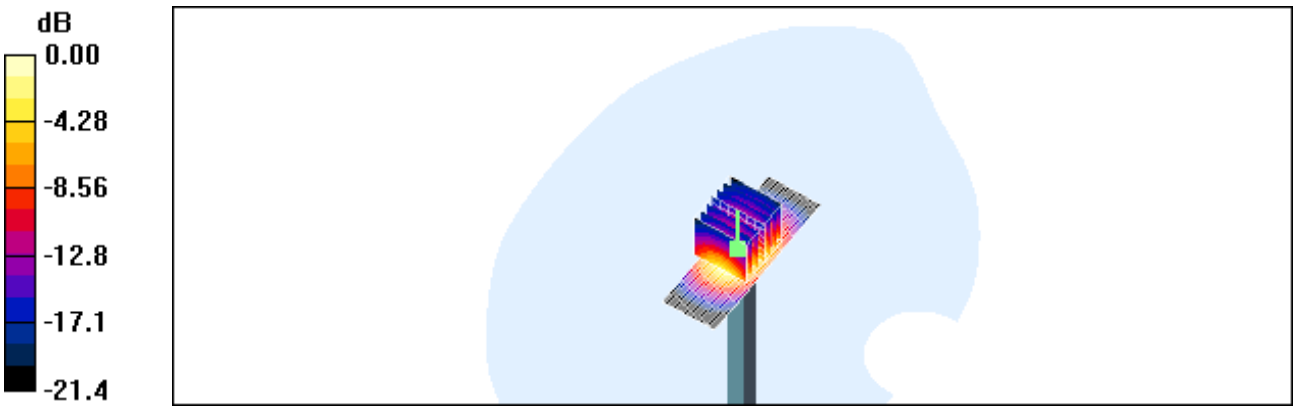

0 dB = 14.3mW/g

Left Head



Date/Time: 9/2/2005 2:58:41 PMDate/Time: 9/2/2005 3:06:45 PM

Test Laboratory: Electronics Testing Center, Taiwan

DASY4-WDCT45-A2

DUT: WDCT45-A2; Type: 2.4GHz_DECT; Serial: R&D08067

Communication System: DECT; Frequency: 2402 MHz;Duty Cycle: 1:12
Medium parameters used: f = 2402 MHz; σ = 1.79 mho/m; ε_r = 38.4; ρ = 1000 kg/m^3
Air temperature: 21.5 degC; Liquid temperature: 22.2 degC;
Phantom section: Left Section

DASY4 Configuration:

- Probe: ET3DV6 - SN1791; ConvF(4.58, 4.58, 4.58); Calibrated: 11/26/2004
- Sensor-Surface: 4mm (Mechanical And Optical Surface Detection)
- Electronics: DAE4 Sn629; Calibrated: 10/12/2004
- Phantom: SAM 12 - 2; Type: SAM4.0; Serial: TP-1347
- Measurement SW: DASY4, V4.5 Build 19; Postprocessing SW: SEMCAD, V1.8 Build 146

2.4GHz_DECT_LC_LOW/Area Scan (141x61x1): Measurement grid: dx=15mm, dy=15mm
Maximum value of SAR (interpolated) = 0.252 mW/g

2.4GHz_DECT_LC_LOW/Zoom Scan (5x5x7)/Cube 0: Measurement grid: dx=8mm, dy=8mm, dz=5mm
Reference Value = 11.9 V/m; Power Drift = -0.344 dB
Peak SAR (extrapolated) = 0.410 W/kg
SAR(1 g) = 0.219 mW/g; SAR(10 g) = 0.122 mW/g

Warning: Maximum averaged SAR over 10 g is located on the boundary of the measurement cube. This cube might not incorporate the absolute averaged SAR. Please consider a refinement of the Area Scan measurement.
Maximum value of SAR (measured) = 0.238 mW/g

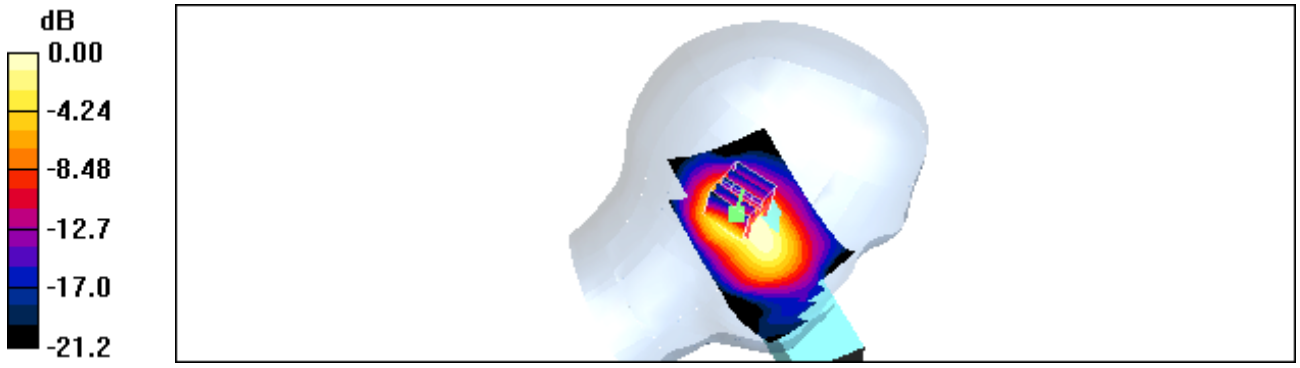

0 dB = 0.238mW/g

Date/Time: 9/2/2005 3:31:43 PMDate/Time: 9/2/2005 3:39:45 PM

Test Laboratory: Electronics Testing Center, Taiwan

DASY4-WDCT45-A2

DUT: WDCT45-A2; Type: 2.4GHz_DECT; Serial: R&D08067

Communication System: DECT; Frequency: 2441 MHz;Duty Cycle: 1:12
Medium parameters used: f = 2441 MHz; σ = 1.82 mho/m; ε_r = 38.2; ρ = 1000 kg/m^3; Air temperature:21.3; Liquid temperature: 22.1;Phantom section: Left Section

DASY4 Configuration:

- Probe: ET3DV6 - SN1791; ConvF(4.58, 4.58, 4.58); Calibrated: 11/26/2004
- Sensor-Surface: 4mm (Mechanical And Optical Surface Detection)
- Electronics: DAE4 Sn629; Calibrated: 10/12/2004
- Phantom: SAM 12 - 2; Type: SAM4.0; Serial: TP-1347
- Measurement SW: DASY4, V4.5 Build 19; Postprocessing SW: SEMCAD, V1.8 Build 146

2.4GHz_DECT_LC_MID/Area Scan (141x61x1): Measurement grid: dx=15mm, dy=15mm
Maximum value of SAR (interpolated) = 0.243 mW/g
2.4GHz_DECT_LC_MID/Zoom Scan (5x5x7)/Cube 0: Measurement grid: dx=8mm, dy=8mm, dz=5mm
Reference Value = 11.6 V/m; Power Drift = -0.201 dB
Peak SAR (extrapolated) = 0.401 W/kg
SAR(1 g) = 0.210 mW/g; SAR(10 g) = 0.115 mW/g
Warning: Maximum averaged SAR over 10 g is located on the boundary of the measurement cube. This cube might not incorporate the absolute averaged SAR. Please consider a refinement of the Area Scan measurement.
Maximum value of SAR (measured) = 0.229 mW/g



0 dB = 0.229mW/g

Date/Time: 9/2/2005 3:59:26 PMDate/Time: 9/2/2005 4:07:29 PM

Test Laboratory: Electronics Testing Center, Taiwan

DASY4-WDCT45-A2

DUT: WDCT45-A2; Type: 2.4GHz_DECT; Serial: R&D 08067

Communication System: DECT; Frequency: 2480 MHz;Duty Cycle: 1:12
Medium parameters used: f = 2480 MHz; σ = 1.86 mho/m; ε_r = 38.2; ρ = 1000 kg/m^3
Air temperature: 21.5 degC; Liquid temperature: 22.2 degC;
Phantom section: Left Section

DASY4 Configuration:

- Probe: ET3DV6 - SN1791; ConvF(4.58, 4.58, 4.58); Calibrated: 11/26/2004
- Sensor-Surface: 4mm (Mechanical And Optical Surface Detection)
- Electronics: DAE4 Sn629; Calibrated: 10/12/2004
- Phantom: SAM 12 - 2; Type: SAM4.0; Serial: TP-1347
- Measurement SW: DASY4, V4.5 Build 19; Postprocessing SW: SEMCAD, V1.8 Build 146

2.4GHz_DECT_LC_HIGH/Area Scan (141x61x1): Measurement grid: dx=15mm, dy=15mm
Maximum value of SAR (interpolated) = 0.190 mW/g

2.4GHz_DECT_LC_HIGH/Zoom Scan (5x5x7)/Cube 0: Measurement grid: dx=8mm, dy=8mm, dz=5mm
Reference Value = 10.1 V/m; Power Drift = 0.016 dB
Peak SAR (extrapolated) = 0.323 W/kg
SAR(1 g) = 0.168 mW/g; SAR(10 g) = 0.092 mW/g
Maximum value of SAR (measured) = 0.184 mW/g



0 dB = 0.184mW/g

Date/Time: 10/11/2005 7:39:38 PMDate/Time: 10/11/2005 7:48:17 PMDate/Time: 10/11/2005 7:48:56 PM

Test Laboratory: Electronics Testing Center, Taiwan

DUT: WDCT45-A2; Type: 2.4GHz_DECT; Serial: R&D08067

Communication System: DECT; Frequency: 2402 MHz;Duty Cycle: 1:12
Medium parameters used: f = 2402 MHz; σ = 1.79 mho/m; ε_r = 38.4; ρ = 1000 kg/m^3
Air temperature: 22.5 degC; Liquid temperature: 20.3 degC;
Phantom section: Left Section

DASY4 Configuration:
- Probe: ET3DV6 - SN1791; ConvF(4.58, 4.58, 4.58); Calibrated: 11/26/2004
- Sensor-Surface: 4mm (Mechanical And Optical Surface Detection)Sensor-Surface: 0mm (Fix Surface)
- Electronics: DAE4 Sn629; Calibrated: 10/12/2004
- Phantom: SAM 12-1; Type: SAM4.0; Serial: TP-1346
- Measurement SW: DASY4, V4.5 Build 19; Postprocessing SW: SEMCAD, V1.8 Build 146

LT_LOW/Area Scan (61x121x1): Measurement grid: dx=15mm, dy=15mm
Maximum value of SAR (interpolated) = 0.220 mW/g

LT_LOW/Z Scan (1x1x21): Measurement grid: dx=20mm, dy=20mm, dz=5mm
Maximum value of SAR (measured) = 0.079 mW/g

LT_LOW/Zoom Scan (5x5x7)/Cube 0: Measurement grid: dx=8mm, dy=8mm, dz=5mm
Reference Value = 10.7 V/m; Power Drift = -0.218 dB
Peak SAR (extrapolated) = 0.374 W/kg
SAR(1 g) = 0.184 mW/g; SAR(10 g) = 0.095 mW/g
Maximum value of SAR (measured) = 0.199 mW/g

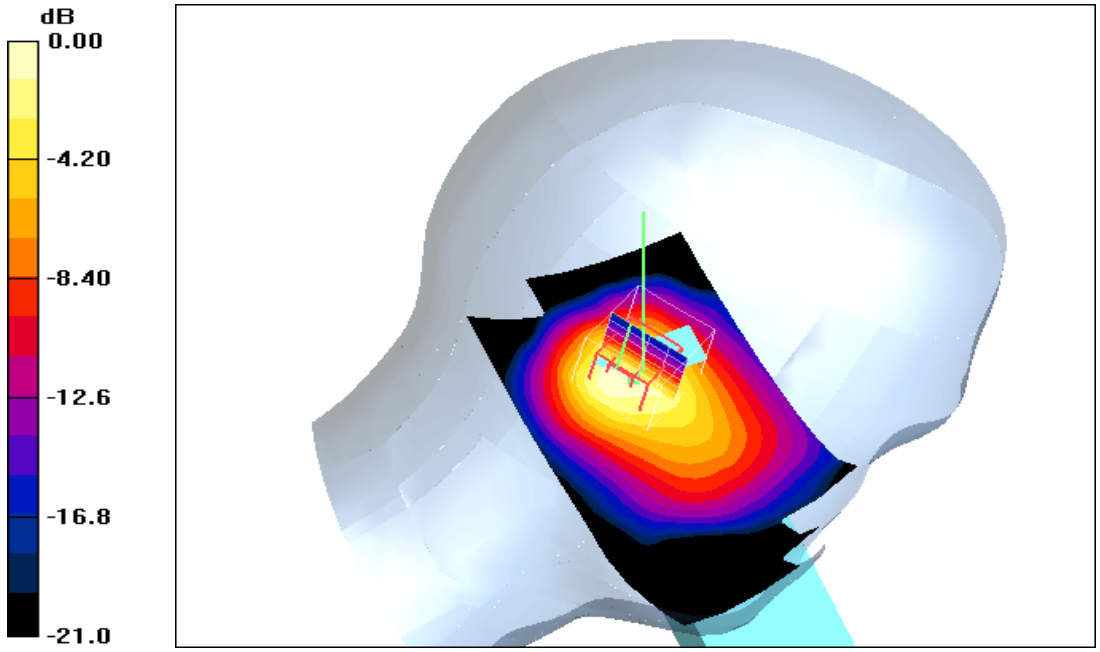

0 dB = 0.220mW/g

Date/Time: 9/2/2005 4:46:19 PMDate/Time: 9/2/2005 4:54:23 PM

Test Laboratory: Electronics Testing Center, Taiwan

DASY4-WDCT45-A2

DUT: WDCT45-A2; Type: 2.4GHz_DECT; Serial: R&D08067

Communication System: DECT; Frequency: 2441 MHz;Duty Cycle: 1:12
Medium parameters used: f = 2441 MHz; σ = 1.82 mho/m; ε_r = 38.2; ρ = 1000 kg/m^3; Air temperature: 21.5 degC; Liquid temperature: 21.9; Phantom section: Left Section

DASY4 Configuration:

- Probe: ET3DV6 - SN1791; ConvF(4.58, 4.58, 4.58); Calibrated: 11/26/2004
- Sensor-Surface: 4mm (Mechanical And Optical Surface Detection)
- Electronics: DAE4 Sn629; Calibrated: 10/12/2004
- Phantom: SAM 12 - 2; Type: SAM4.0; Serial: TP-1347
- Measurement SW: DASY4, V4.5 Build 19; Postprocessing SW: SEMCAD, V1.8 Build 146

2.4GHz_DECT_LT_MID/Area Scan (141x61x1): Measurement grid: dx=15mm, dy=15mm
Maximum value of SAR (interpolated) = 0.282 mW/g

2.4GHz_DECT_LT_MID/Zoom Scan (5x5x7)/Cube 0: Measurement grid: dx=8mm, dy=8mm, dz=5mm
Reference Value = 12.8 V/m; Power Drift = -0.197 dB
Peak SAR (extrapolated) = 0.475 W/kg
SAR(1 g) = 0.241 mW/g; SAR(10 g) = 0.127 mW/g
Maximum value of SAR (measured) = 0.263 mW/g



0 dB = 0.263mW/g

Date/Time: 9/2/2005 5:12:31 PMDate/Time: 9/2/2005 5:20:34 PM

Test Laboratory: Electronics Testing Center, Taiwan

DASY4-WDCT45-A2

DUT: WDCT45-A2; Type: 2.4GHz_DECT; Serial:R&D08067

Communication System: DECT; Frequency: 2480 MHz;Duty Cycle: 1:12
Medium parameters used: f = 2480 MHz; σ = 1.86 mho/m; ε_r = 38.2; ρ = 1000 kg/m^3; Air temperature: 21.5 degC; Liquid temperature: 21.9 degC;
Phantom section: Left Section

DASY4 Configuration:

- Probe: ET3DV6 - SN1791; ConvF(4.58, 4.58, 4.58); Calibrated: 11/26/2004
- Sensor-Surface: 4mm (Mechanical And Optical Surface Detection)
- Electronics: DAE4 Sn629; Calibrated: 10/12/2004
- Phantom: SAM 12 - 2; Type: SAM4.0; Serial: TP-1347
- Measurement SW: DASY4, V4.5 Build 19; Postprocessing SW: SEMCAD, V1.8 Build 146

2.4GHz_DECT_LT_HIGH/Area Scan (141x61x1): Measurement grid: dx=15mm, dy=15mm
Maximum value of SAR (interpolated) = 0.222 mW/g
2.4GHz_DECT_LT_HIGH/Zoom Scan (5x5x7)/Cube 0: Measurement grid: dx=8mm, dy=8mm, dz=5mm
Reference Value = 11.2 V/m; Power Drift = -0.058 dB
Peak SAR (extrapolated) = 0.385 W/kg
SAR(1 g) = 0.194 mW/g; SAR(10 g) = 0.101 mW/g
Maximum value of SAR (measured) = 0.212 mW/g



0 dB = 0.212mW/g

Right Head



Date/Time: 9/2/2005 8:17:14 PMDate/Time: 9/2/2005 8:25:18 PM

Test Laboratory: Electronics Testing Center, Taiwan

DASY4-WDCT45-A2

DUT: WDCT45-A2; Type: 2.4GHz_DECT; Serial: R&D08067

Communication System: DECT; Frequency: 2402 MHz;Duty Cycle: 1:12
Medium parameters used: f = 2402 MHz; σ = 1.79 mho/m; ε_r = 38.4; ρ = 1000 kg/m^3; AIr temperature: 22.0 degC; Liquid temperature: 22.1 degC; Phantom section: Right Section

DASY4 Configuration:

- Probe: ET3DV6 - SN1791; ConvF(4.58, 4.58, 4.58); Calibrated: 11/26/2004
- Sensor-Surface: 4mm (Mechanical And Optical Surface Detection)
- Electronics: DAE4 Sn629; Calibrated: 10/12/2004
- Phantom: SAM 12 - 2; Type: SAM4.0; Serial: TP-1347
- Measurement SW: DASY4, V4.5 Build 19; Postprocessing SW: SEMCAD, V1.8 Build 146

RC_LOW/Area Scan (141x61x1): Measurement grid: dx=15mm, dy=15mm
Maximum value of SAR (interpolated) = 0.234 mW/g

RC_LOW/Zoom Scan (5x5x7)/Cube 0: Measurement grid: dx=8mm, dy=8mm, dz=5mm
Reference Value = 11.7 V/m; Power Drift = -0.387 dB
Peak SAR (extrapolated) = 0.376 W/kg
SAR(1 g) = 0.197 mW/g; SAR(10 g) = 0.107 mW/g
Maximum value of SAR (measured) = 0.207 mW/g

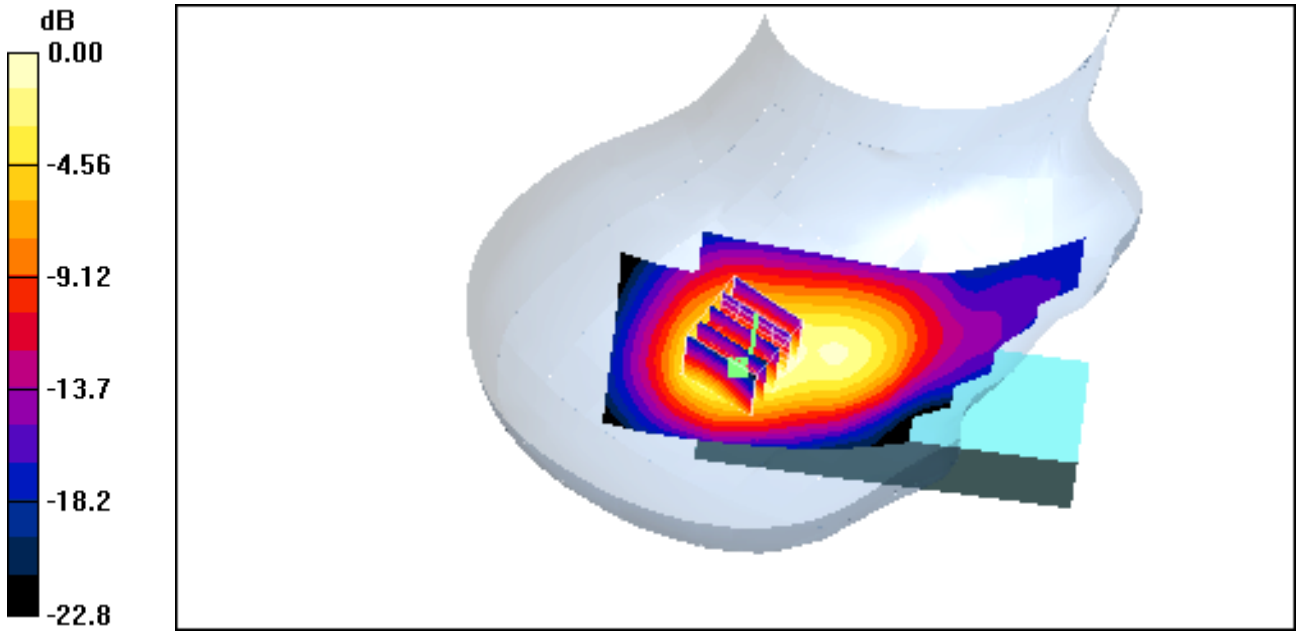

0 dB = 0.207mW/g

Date/Time: 9/2/2005 8:38:08 PMDate/Time: 9/2/2005 8:46:15 PM

Test Laboratory: Electronics Testing Center, Taiwan

DASY4-WDCT45-A2

DUT: WDCT45-A2; Type: 2.4GHz_DECT; Serial: R&D08067

Communication System: DECT; Frequency: 2441 MHz;Duty Cycle: 1:12
Medium parameters used: f = 2441 MHz; σ = 1.82 mho/m; ε_r = 38.2; ρ = 1000 kg/m^3; AIr temperature: 21.7 degC; Liquid temperature: 22.2 degC; Phantom section: Right Section

DASY4 Configuration:

- Probe: ET3DV6 - SN1791; ConvF(4.58, 4.58, 4.58); Calibrated: 11/26/2004
- Sensor-Surface: 4mm (Mechanical And Optical Surface Detection)
- Electronics: DAE4 Sn629; Calibrated: 10/12/2004
- Phantom: SAM 12 - 2; Type: SAM4.0; Serial: TP-1347
- Measurement SW: DASY4, V4.5 Build 19; Postprocessing SW: SEMCAD, V1.8 Build 146

RC_MID/Area Scan (141x61x1): Measurement grid: dx=15mm, dy=15mm
Maximum value of SAR (interpolated) = 0.232 mW/g

RC_MID/Zoom Scan (5x5x7)/Cube 0: Measurement grid: dx=8mm, dy=8mm, dz=5mm
Reference Value = 11.4 V/m; Power Drift = -0.251 dB
Peak SAR (extrapolated) = 0.378 W/kg
SAR(1 g) = 0.194 mW/g; SAR(10 g) = 0.105 mW/g
Maximum value of SAR (measured) = 0.204 mW/g

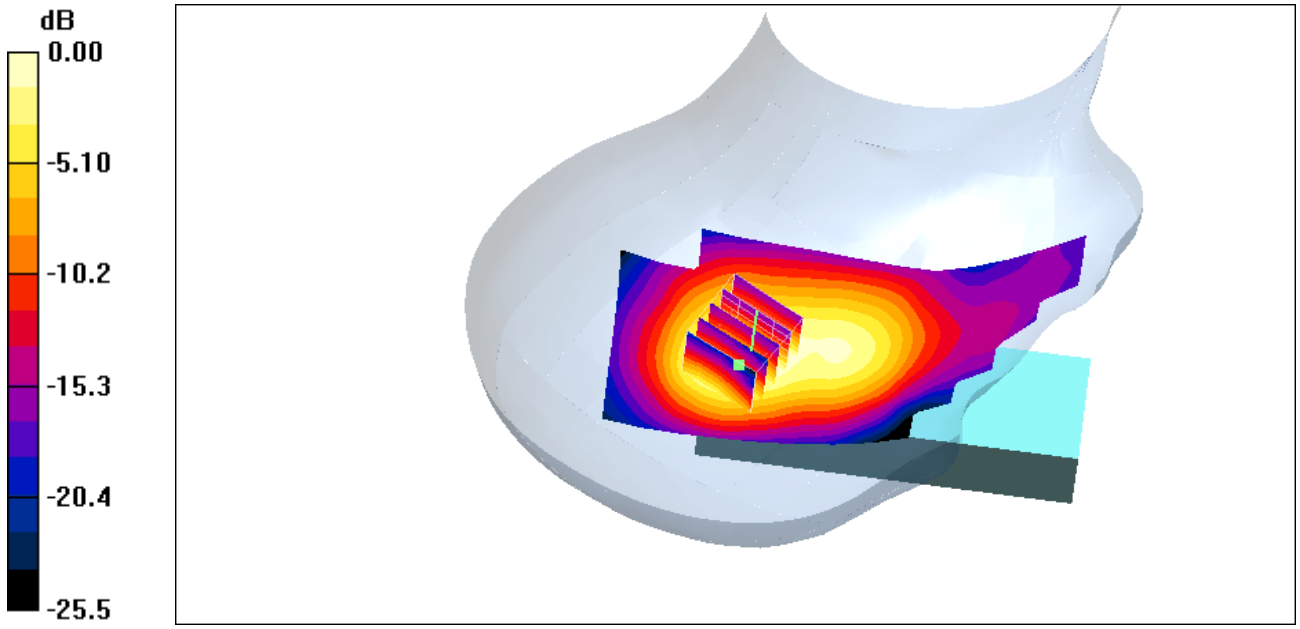

0 dB = 0.204mW/g

Date/Time: 9/2/2005 8:58:51 PMDate/Time: 9/2/2005 9:06:57 PM

Test Laboratory: Electronics Testing Center, Taiwan

DASY4-WDCT45-A2-RIGHT

DUT: WDCT45-A2; Type: 2.4GHz_DECT; Serial: R&D08067

Communication System: DECT; Frequency: 2480 MHz;Duty Cycle: 1:12
Medium parameters used: f = 2480 MHz; σ = 1.86 mho/m; ε_r = 38.2; ρ = 1000 kg/m^3; Air temperature: 21.5 degC; Liquid temperature: 21.8 degC; Phantom section: Right Section

DASY4 Configuration:

- Probe: ET3DV6 - SN1791; ConvF(4.58, 4.58, 4.58); Calibrated: 11/26/2004
- Sensor-Surface: 4mm (Mechanical And Optical Surface Detection)
- Electronics: DAE4 Sn629; Calibrated: 10/12/2004
- Phantom: SAM 12 - 2; Type: SAM4.0; Serial: TP-1347
- Measurement SW: DASY4, V4.5 Build 19; Postprocessing SW: SEMCAD, V1.8 Build 146

RC_HIGH/Area Scan (141x61x1): Measurement grid: dx=15mm, dy=15mm
Maximum value of SAR (interpolated) = 0.171 mW/g

RC_HIGH/Zoom Scan (5x5x7)/Cube 0: Measurement grid: dx=8mm, dy=8mm, dz=5mm
Reference Value = 9.83 V/m; Power Drift = 0.01 dB
Peak SAR (extrapolated) = 0.305 W/kg
SAR(1 g) = 0.154 mW/g; SAR(10 g) = 0.082 mW/g
Maximum value of SAR (measured) = 0.160 mW/g

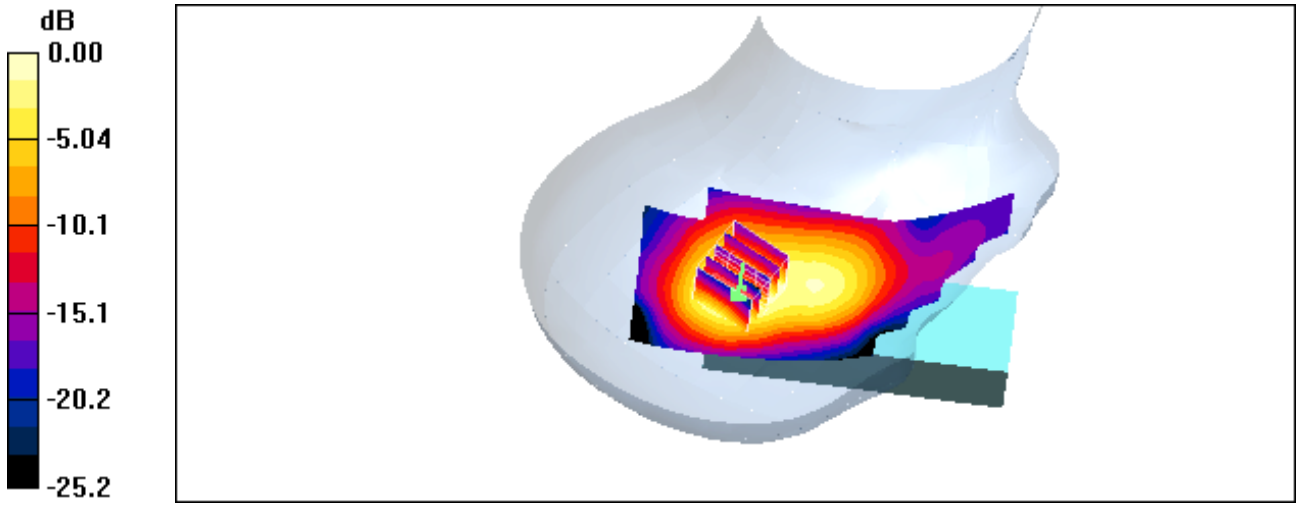

0 dB = 0.160mW/g

Date/Time: 9/2/2005 6:24:51 PMDate/Time: 9/2/2005 6:32:54 PM

Test Laboratory: Electronics Testing Center, Taiwan

DASY4-WDCT45-A2

DUT: WDCT45-A2; Type: 2.4GHz_DECT; Serial: R&D08067

Communication System: DECT; Frequency: 2402 MHz;Duty Cycle: 1:12
Medium parameters used: f = 2402 MHz; σ = 1.79 mho/m; ε_r = 38.4; ρ = 1000 kg/m^3; Air temperature: 22.0 degC; Liquid temperature: 22.1 degC; Phantom section: Right Section

DASY4 Configuration:

- Probe: ET3DV6 - SN1791; ConvF(4.58, 4.58, 4.58); Calibrated: 11/26/2004
- Sensor-Surface: 4mm (Mechanical And Optical Surface Detection)
- Electronics: DAE4 Sn629; Calibrated: 10/12/2004
- Phantom: SAM 12 - 2; Type: SAM4.0; Serial: TP-1347
- Measurement SW: DASY4, V4.5 Build 19; Postprocessing SW: SEMCAD, V1.8 Build 146

RT_LOW/Area Scan (141x61x1): Measurement grid: dx=15mm, dy=15mm
Maximum value of SAR (interpolated) = 0.246 mW/g
RT_LOW/Zoom Scan (7x7x7)/Cube 0: Measurement grid: dx=5mm, dy=5mm, dz=5mm
Reference Value = 11.5 V/m; Power Drift = -0.361 dB
Peak SAR (extrapolated) = 0.403 W/kg
SAR(1 g) = 0.198 mW/g; SAR(10 g) = 0.108 mW/g

Warning: Maximum averaged SAR over 10 g is located on the boundary of the measurement cube. This cube might not incorporate the absolute averaged SAR. Please consider a refinement of the Area Scan measurement.
Maximum value of SAR (measured) = 0.214 mW/g

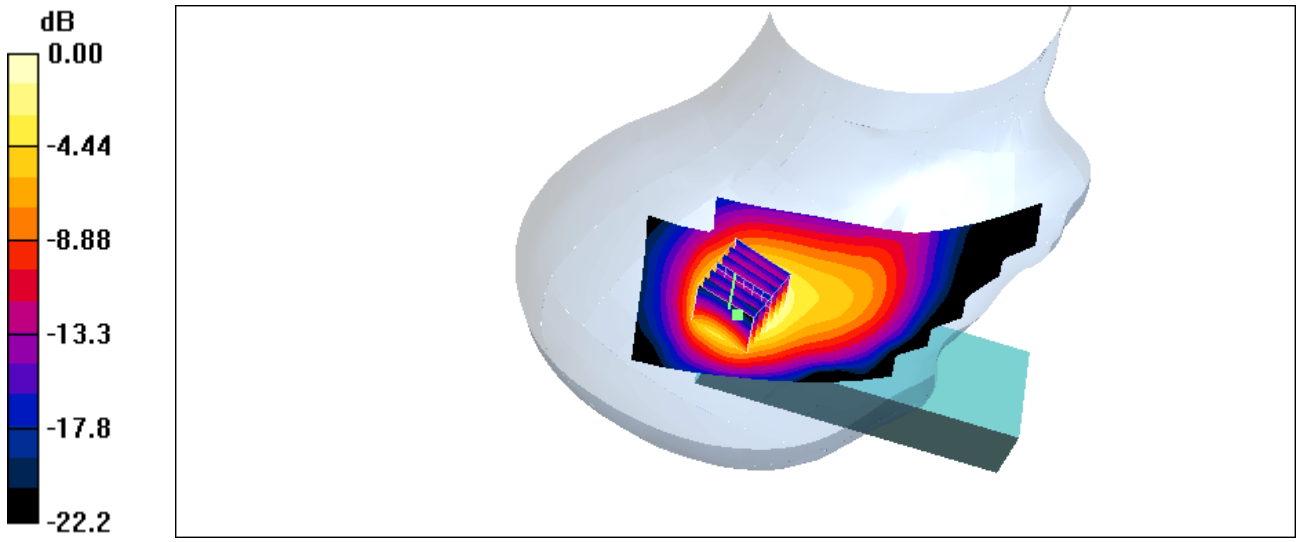

0 dB = 0.214mW/g

Date/Time: 9/2/2005 7:48:22 PMDate/Time: 9/2/2005 7:58:09 PM

Test Laboratory: Electronics Testing Center, Taiwan

DASY4-WDCT45-A2

DUT: WDCT45-A2; Type: 2.4GHz_DECT; Serial:R&D08067

Communication System: DECT; Frequency: 2441 MHz;Duty Cycle: 1:12
Medium parameters used: f = 2441 MHz; σ = 1.82 mho/m; ε_r = 38.2; ρ = 1000 kg/m^3; AIr temperature: 22.2 degC; Liquid temperature: 22.0 degC; Phantom section: Right Section

DASY4 Configuration:

- Probe: ET3DV6 - SN1791; ConvF(4.58, 4.58, 4.58); Calibrated: 11/26/2004
- Sensor-Surface: 4mm (Mechanical And Optical Surface Detection)
- Electronics: DAE4 Sn629; Calibrated: 10/12/2004
- Phantom: SAM 12 - 2; Type: SAM4.0; Serial: TP-1347
- Measurement SW: DASY4, V4.5 Build 19; Postprocessing SW: SEMCAD, V1.8 Build 146

RT_MID/Area Scan (141x61x1): Measurement grid: dx=15mm, dy=15mm
Maximum value of SAR (interpolated) = 0.260 mW/g

RT_MID/Zoom Scan (5x5x7)/Cube 0: Measurement grid: dx=8mm, dy=8mm, dz=5mm
Reference Value = 11.6 V/m; Power Drift = -0.292 dB
Peak SAR (extrapolated) = 0.436 W/kg
SAR(1 g) = 0.212 mW/g; SAR(10 g) = 0.113 mW/g
Maximum value of SAR (measured) = 0.217 mW/g

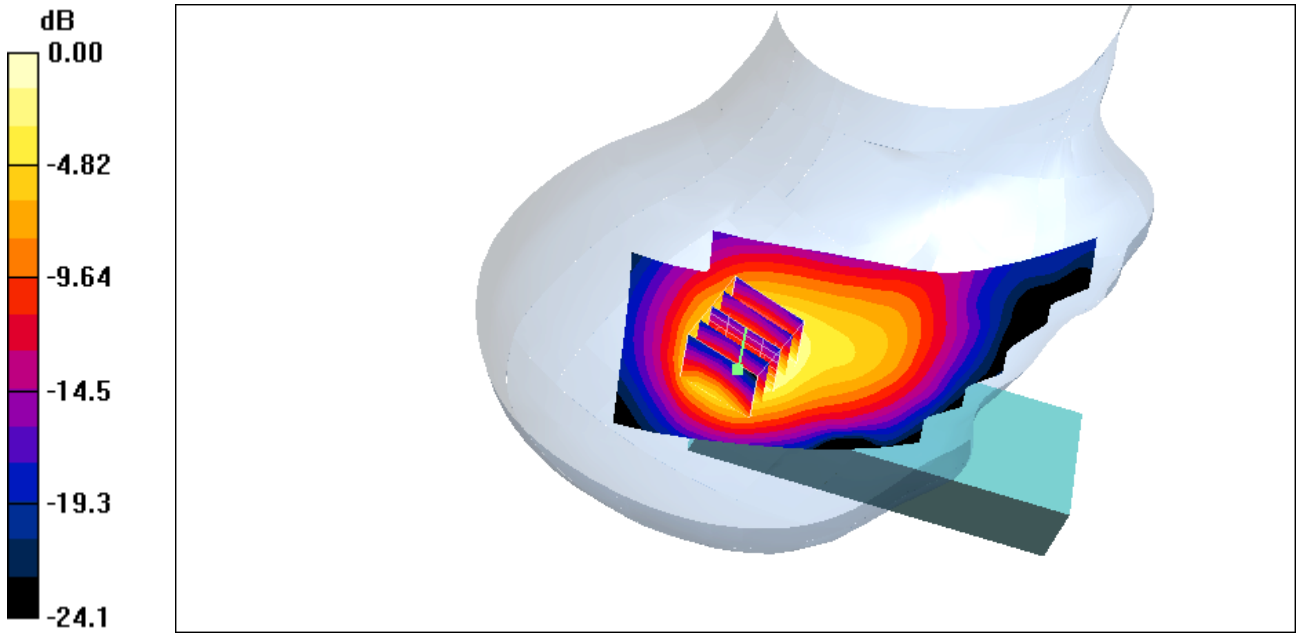

0 dB = 0.217mW/g

Date/Time: 9/2/2005 7:22:04 PMDate/Time: 9/2/2005 7:30:10 PM

Test Laboratory: Electronics Testing Center, Taiwan

DASY4-WDCT45-A2

DUT: WDCT45-A2; Type: 2.4GHz_DECT; Serial: R&D08067

Communication System: DECT; Frequency: 2480 MHz;Duty Cycle: 1:12
Medium parameters used: f = 2480 MHz; σ = 1.86 mho/m; ε_r = 38.2; ρ = 1000 kg/m^3; Air temperature: 21.8 degC; Liquid temperature: 22.0 degC; Phantom section: Right Section

DASY4 Configuration:

- Probe: ET3DV6 - SN1791; ConvF(4.58, 4.58, 4.58); Calibrated: 11/26/2004
- Sensor-Surface: 4mm (Mechanical And Optical Surface Detection)
- Electronics: DAE4 Sn629; Calibrated: 10/12/2004
- Phantom: SAM 12 - 2; Type: SAM4.0; Serial: TP-1347
- Measurement SW: DASY4, V4.5 Build 19; Postprocessing SW: SEMCAD, V1.8 Build 146

RT_HIGH/Area Scan (141x61x1): Measurement grid: dx=15mm, dy=15mm
Maximum value of SAR (interpolated) = 0.198 mW/g

RT_HIGH/Zoom Scan (5x5x7)/Cube 0: Measurement grid: dx=8mm, dy=8mm, dz=5mm
Reference Value = 10.1 V/m; Power Drift = -0.026 dB
Peak SAR (extrapolated) = 0.354 W/kg
SAR(1 g) = 0.169 mW/g; SAR(10 g) = 0.090 mW/g
Maximum value of SAR (measured) = 0.174 mW/g

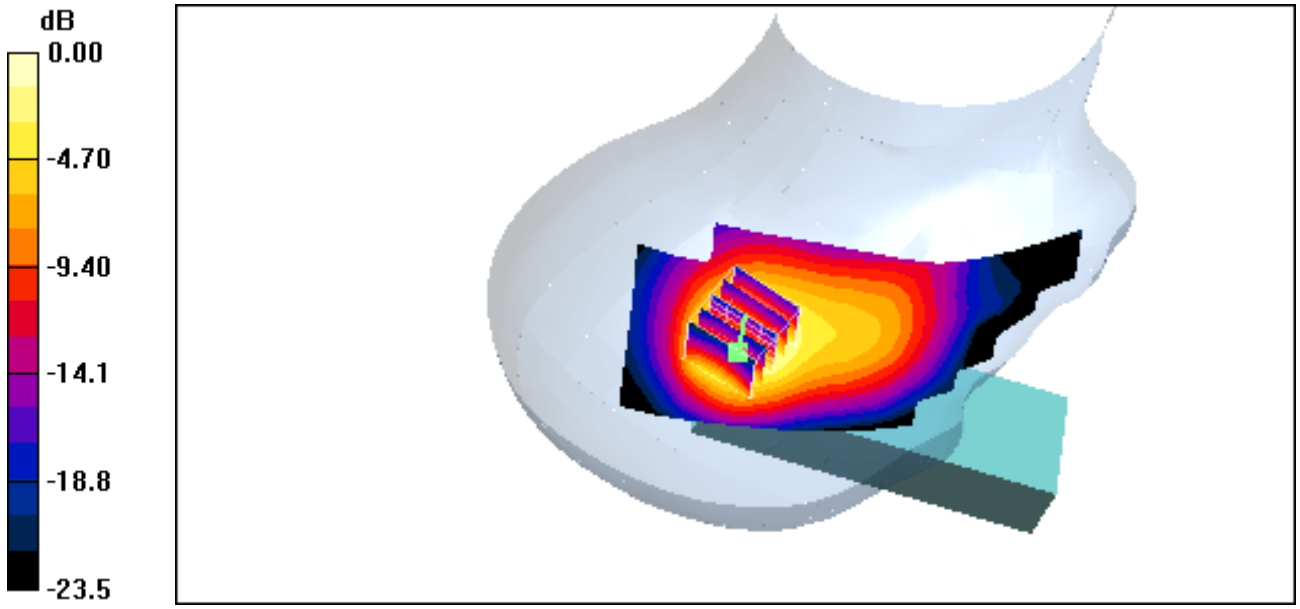

0 dB = 0.174mW/g

Body

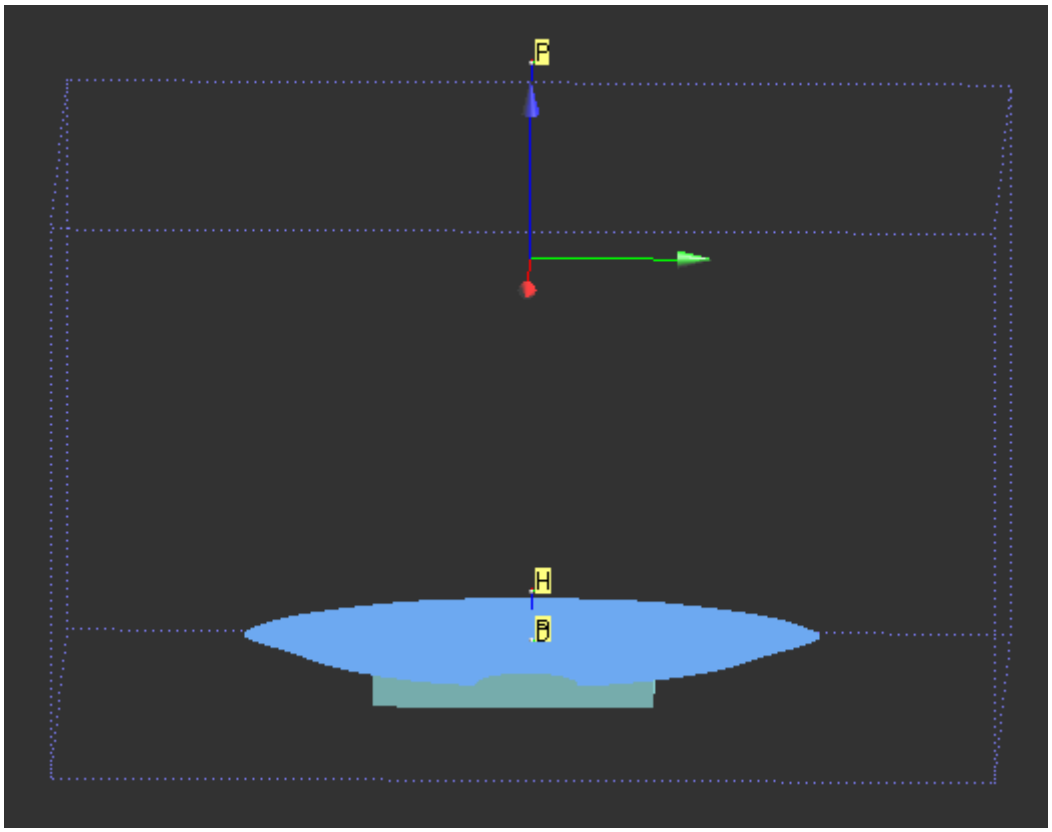

Date/Time: 9/5/2005 11:42:31 AMDate/Time: 9/5/2005 11:51:52 AM

Test Laboratory: Electronics Testing Center, Taiwan

Body Back (Low)

DUT: WDCT45-A2; Type: 2.4GHz_DECT; Serial: R&D 08067

Communication System: DECT; Frequency: 2402 MHz;Duty Cycle: 1:12
Medium parameters used: f = 2402 MHz; σ = 1.92 mho/m; ε_r = 51; ρ = 1000 kg/m^3
Air temperature: 23.0 degC; Liquid temperature: 22.3 degC; Phantom section: Flat Section

DASY4 Configuration:

- Probe: ET3DV6 - SN1791; ConvF(4.31, 4.31, 4.31); Calibrated: 11/26/2004
- Sensor-Surface: 4mm (Mechanical And Optical Surface Detection)
- Electronics: DAE4 Sn629; Calibrated: 10/12/2004
- Phantom: SAM 12 - 2; Type: SAM4.0; Serial: TP-1347
- Measurement SW: DASY4, V4.5 Build 19; Postprocessing SW: SEMCAD, V1.8 Build 146

BODY-LOW/Area Scan (141x61x1): Measurement grid: dx=15mm, dy=15mm
Maximum value of SAR (interpolated) = 0.267 mW/g

BODY-LOW/Zoom Scan (5x5x7)/Cube 0: Measurement grid: dx=8mm, dy=8mm, dz=5mm
Reference Value = 8.16 V/m; Power Drift = -0.256 dB
Peak SAR (extrapolated) = 0.548 W/kg
SAR(1 g) = 0.220 mW/g; SAR(10 g) = 0.113 mW/g

Warning: Maximum averaged SAR over 10 g is located on the boundary of the measurement cube. This cube might not incorporate the absolute averaged SAR. Please consider a refinement of the Area Scan measurement.
Maximum value of SAR (measured) = 0.235 mW/g

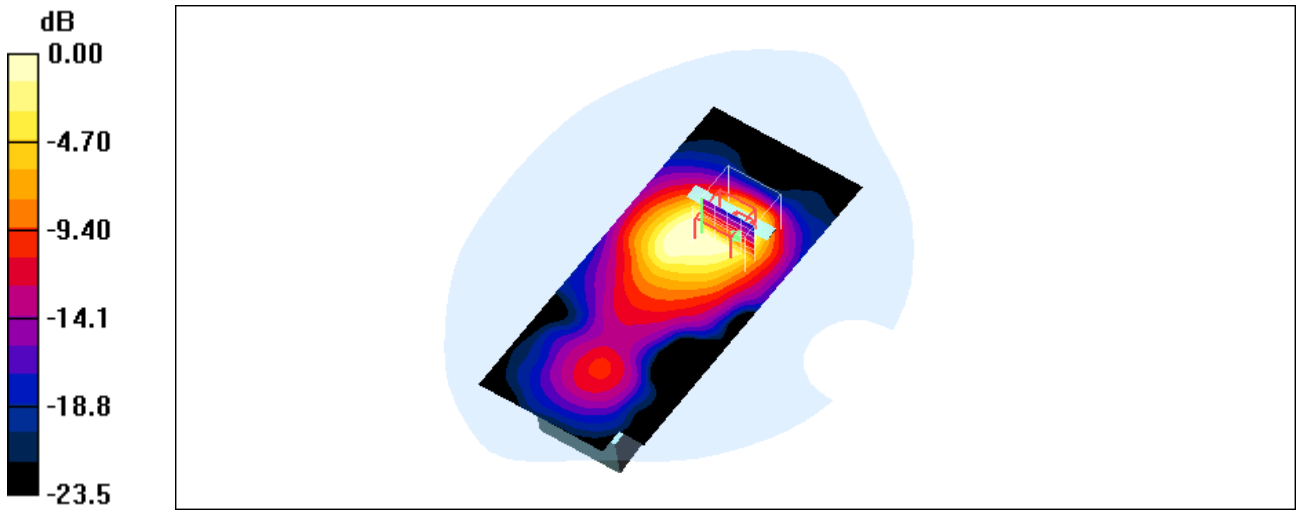

0 dB = 0.235mW/g

Date/Time: 9/5/2005 3:50:13 PMDate/Time: 9/5/2005 3:59:47 PM

Test Laboratory: Electronics Testing Center, Taiwan

Body Back (Middle)

DUT: WDCT45-A2; Type: 2.4GHz_DECT; Serial: R&D 08067

Communication System: DECT; Frequency: 2441 MHz;Duty Cycle: 1:12
Medium parameters used: f = 2441 MHz; σ = 1.97 mho/m; ε_r = 50.8; ρ = 1000 kg/m^3 ; Air temperature: 22.3 degC; Liquid temperature: 22.1 degC; Phantom section: Flat Section

DASY4 Configuration:

- Probe: ET3DV6 - SN1791; ConvF(4.31, 4.31, 4.31); Calibrated: 11/26/2004
- Sensor-Surface: 4mm (Mechanical And Optical Surface Detection)
- Electronics: DAE4 Sn629; Calibrated: 10/12/2004
- Phantom: SAM 12 - 2; Type: SAM4.0; Serial: TP-1347
- Measurement SW: DASY4, V4.5 Build 19; Postprocessing SW: SEMCAD, V1.8 Build 146

BODY-MID/Area Scan (15x7x1): Measurement grid: dx=15mm, dy=15mm
Maximum value of SAR (measured) = 0.224 mW/g
BODY-MID/Zoom Scan (5x5x7)/Cube 0: Measurement grid: dx=8mm, dy=8mm, dz=5mm
Reference Value = 8.98 V/m; Power Drift = -0.171 dB
Peak SAR (extrapolated) = 0.509 W/kg
SAR(1 g) = 0.206 mW/g; SAR(10 g) = 0.108 mW/g
Warning: Maximum averaged SAR over 10 g is located on the boundary of the measurement cube. This cube might not incorporate the absolute averaged SAR. Please consider a refinement of the Area Scan measurement.
Maximum value of SAR (measured) = 0.223 mW/g

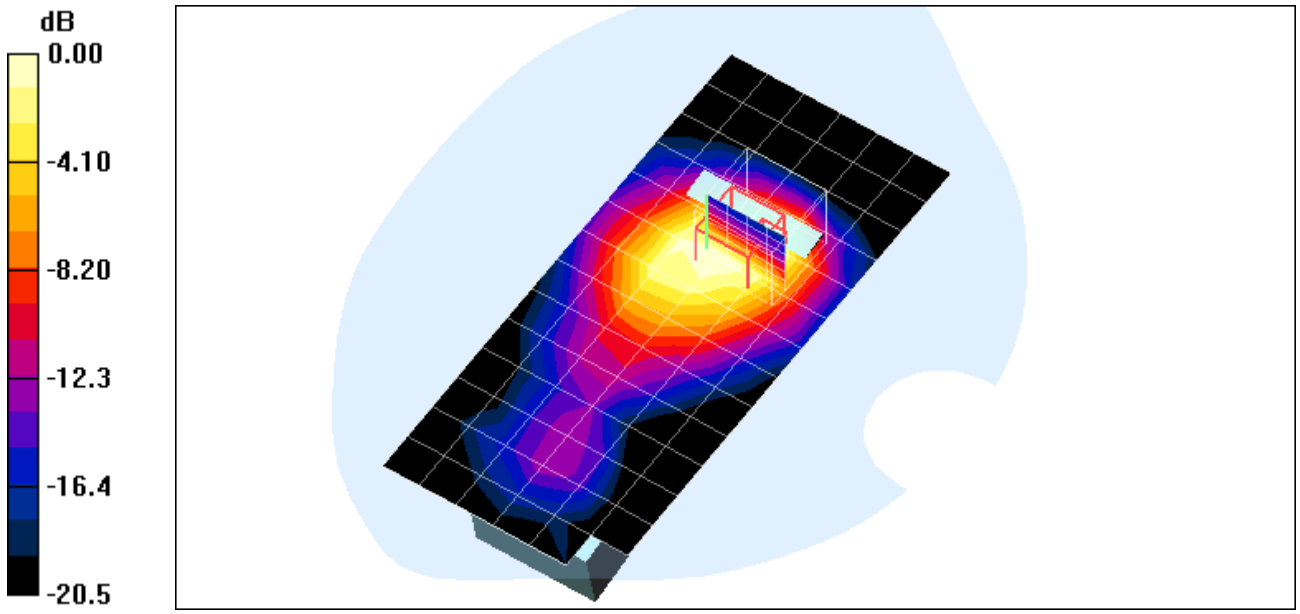

0 dB = 0.223mW/g

Date/Time: 9/5/2005 1:12:43 PMDate/Time: 9/5/2005 1:03:20 PM

Test Laboratory: Electronics Testing Center, Taiwan

Body Back (High)

DUT: WDCT45-A2; Type: 2.4GHz_DECT; Serial: R&D 08067

Communication System: DECT; Frequency: 2480 MHz;Duty Cycle: 1:12
Medium parameters used: f = 2480 MHz; σ = 2.01 mho/m; ε_r = 50.6; ρ = 1000 kg/m^3
; Air temperature: 22.8 degC; Liquid temperature: 22.5 degC; Phantom section: Flat Section

DASY4 Configuration:

- Probe: ET3DV6 - SN1791; ConvF(4.31, 4.31, 4.31); Calibrated: 11/26/2004
- Sensor-Surface: 4mm (Mechanical And Optical Surface Detection)
- Electronics: DAE4 Sn629; Calibrated: 10/12/2004
- Phantom: SAM 12 - 2; Type: SAM4.0; Serial: TP-1347
- Measurement SW: DASY4, V4.5 Build 19; Postprocessing SW: SEMCAD, V1.8 Build 146

BODY-HIGH/Zoom Scan (5x5x7)/Cube 0: Measurement grid: dx=8mm, dy=8mm, dz=5mm
Reference Value = 6.13 V/m; Power Drift = 0.051 dB
Peak SAR (extrapolated) = 0.333 W/kg
SAR(1 g) = 0.155 mW/g; SAR(10 g) = 0.085 mW/g
Maximum value of SAR (measured) = 0.167 mW/g

BODY-HIGH/Area Scan (141x61x1): Measurement grid: dx=15mm, dy=15mm
Maximum value of SAR (interpolated) = 0.175 mW/g

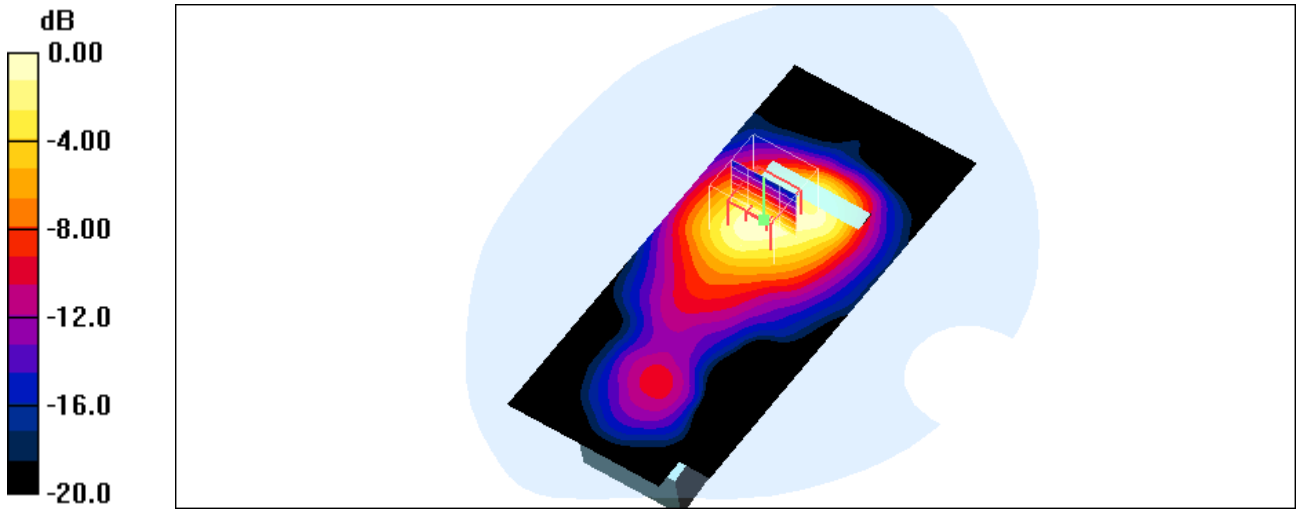

0 dB = 0.175mW/g