Partial FCC Test Report

(PART 22)

Report No.:	RF180709C05B-5
FCC ID:	S9E-EM7455
Test Model:	EM7455
Received Date:	Jul. 09, 2018
Test Date:	Aug. 02, 2018 ~ Aug. 07, 2018
Issued Date:	Aug. 28, 2018
Applicant:	Trimble Navigation Limited
Address:	345 SW Avery Ave Corvallis, Oregon, United States, 97333
Issued By:	Bureau Veritas Consumer Products Services (H.K.) Ltd., Taoyuan Branch
Lab Address:	No. 47-2, 14th Ling, Chia Pau Vil., Lin Kou Dist., New Taipei City, Taiwan (R.O.C)
Test Location (1):	No. 19, Hwa Ya 2nd Rd, Wen Hwa Vil, Kwei Shan Dist., Taoyuan City 33383, Taiwan (R.O.C)
Test Location (2):	No.215, Sec. 3, Beixin Rd., Xindian Dist., New Taipei City 231, Taiwan, R.O.C
FCC Registration / Designation Number:	427177 / TW0011

This report is for your exclusive use. Any copying or replication of this report to or for any other person or entity, or use of our name or trademark, is permitted only with our prior written permission. This report sets forth our findings solely with respect to the test samples identified herein. The results set forth in this report are not indicative or representative of the quality or characteristics of the lot from which a test sample was taken or any similar or identical product unless specifically and expressly noted. Our report includes all of the tests requested by you and the results thereof based upon the information that you provided to us. You have 60 days from date of issuance of this report to notify us of any material error or omission caused by our negligence, provided, however, that such notice shall be in writing and shall specifically address the issue you wish to raise. A failure to raise such issue within the prescribed time shall constitute your unqualified acceptance of the completeness of this report, the tests conducted and the correctness of the report contents. Unless specific mention, the uncertainty of measurement has been explicitly taken into account to declare the compliance or non-compliance to the specification. The report must not be used by the client to claim product certification, approval, or endorsement by TAF or any government agencies

Table of Contents

Release Control Record **3**

1 Certificate of Conformity **4**

2 Summary of Test Results **5**

2.1 Measurement Uncertainty 5
2.2 Test Site and Instruments 6

3 General Information **7**

3.1 General Description of EUT 7
3.2 Configuration of System under Test 9
3.2.1 Description of Support Units 9
3.3 Test Mode Applicability and Tested Channel Detail 10
3.4 EUT Operating Conditions 11
3.5 General Description of Applied Standards 11

4 Test Types and Results **12**

4.1 Output Power Measurement 12
4.1.1 Limits of Output Power Measurement 12
4.1.2 Test Procedures 12
4.1.3 Test Setup 13
4.1.4 Test Results 14
4.2 Radiated Emission Measurement 19
4.2.1 Limits of Radiated Emission Measurement 19
4.2.2 Test Procedure 19
4.2.3 Deviation from Test Standard 19
4.2.4 Test Setup 20
4.2.5 Test Results 21

5 Pictures of Test Arrangements **63**

Appendix – Information on the Testing Laboratories **64**

Release Control Record

Issue No.	Description	Date Issued
RF180709C05B-5	Original Release	Aug. 28, 2018

1 Certificate of Conformity

Product: Wireless Modules

Brand: Trimble

Test Model: EM7455

Sample Status: Engineering Sample

Applicant: Trimble Navigation Limited

Test Date: Aug. 02, 2018 ~ Aug. 07, 2018

Standards: FCC Part 22, Subpart H

The above equipment has been tested by **Bureau Veritas Consumer Products Services (H.K.) Ltd., Taoyuan Branch**, and found compliance with the requirement of the above standards. The test record, data evaluation & Equipment Under Test (EUT) configurations represented herein are true and accurate accounts of the measurements of the sample's RF characteristics under the conditions specified in this report.

Prepared by : _____ , **Date:** Aug. 28, 2018

Ivonne Wu / Supervisor

Approved by : _____ , **Date:** Aug. 28, 2018

Dylan Chiou / Project Engineer

2 Summary of Test Results

Applied Standard: FCC Part 22 & Part 2			
FCC Clause	**Test Item**	**Result**	**Remarks**
2.1046 22.913 (a)	Effective Radiated Power	Pass	Meet the requirement of limit.
2.1047	Modulation Characteristics	N/A	Refer to Note
---	Peak to Average Ratio	N/A	Refer to Note
2.1055 22.355	Frequency Stability	N/A	Refer to Note
2.1049	Occupied Bandwidth	N/A	Refer to Note
22.917	Band Edge Measurements	N/A	Refer to Note
2.1051 22.917	Conducted Spurious Emissions	N/A	Refer to Note
2.1053 22.917	Radiated Spurious Emissions	Pass	Meet the requirement of limit. Minimum passing margin is -31.55 dB at 1663.00 MHz.

Note: Only test item of E.R.P. and Radiated Spurious Emissions tests were performed for this addendum. For other test data, refer to module report No.: B15W50341-FCC-RF_Rev1.

2.1 Measurement Uncertainty

Where relevant, the following measurement uncertainty levels have been estimated for tests performed on the EUT as specified in CISPR 16-4-2:

Measurement	Frequency	Expended Uncertainty (k=2) (±)
Radiated Emissions up to 1 GHz	30 MHz ~ 200 MHz	2.0153 dB
	200 MHz ~ 1000 MHz	2.0224 dB
Radiated Emissions above 1 GHz	1 GHz ~ 18 GHz	1.0121 dB
	18 GHz ~ 40 GHz	1.1508 dB

2.2 Test Site and Instruments

Description & Manufacturer	Model No.	Serial No.	Date of Calibration	Due Date of Calibration
Test Receiver Agilent Technologies	N9010A	MY52220314	Nov. 24, 2017	Nov. 23, 2018
Spectrum Analyzer ROHDE & SCHWARZ	FSU43	101261	Jan. 11, 2018	Jan. 10, 2019
HORN Antenna ETS-Lindgren	3117	00143293	Dec. 13, 2017	Dec. 12, 2018
BILOG Antenna SCHWARZBECK	VULB 9168	9168-616	Dec. 14, 2017	Dec. 13, 2018
Fixed Attenuator Mini-Circuits	00801A1GGAM02Y	NA	May 17, 2018	May 16, 2019
MXG Vector signal generator Agilent	N5182B	MY53050430	Oct. 24, 2017	Oct. 23, 2018
Preamplifier Agilent	310N	187226	Jun. 19, 2018	Jun. 18, 2019
Preamplifier Agilent	83017A	MY39501357	Jun. 19, 2018	Jun. 18, 2019
RF signal cable ETS-LINDGREN	5D-FB	Cable-CH1-01(RFC-SMS-100-SMS-120+RFC-SMS-100-SMS-400)	Jun. 19, 2018	Jun. 18, 2019
RF signal cable ETS-LINDGREN	8D-FB	Cable-CH1-02(RFC-SMS-100-SMS-24)	Jun. 19, 2018	Jun. 18, 2019
Boresight Antenna Fixture	FBA-01	FBA-SIP01	NA	NA
Software BV ADT	E3 8.130425b	NA	NA	NA
Antenna Tower MF	NA	NA	NA	NA
Turn Table MF	NA	NA	NA	NA
Antenna Tower &Turn Table Controller MF	MF-7802	NA	NA	NA
Communications Tester-Wireless Agilent	8960 Series 10	MY53201073	Jun. 28, 2017	Jun. 27, 2019
Radio Communication Analyzer Anritsu	MT8820C	6201010284	Dec. 28, 2017	Dec. 27, 2018

Note:
1. The calibration interval of the above test instruments is 12 / 24 months and the calibrations are traceable to NML/ROC and NIST/USA.
2. The test was performed in HsinTien Chamber 1.
3. The horn antenna and preamplifier (model: 83017A) are used only for the measurement of emission frequency above 1 GHz if tested.
4. The IC Site Registration No. is IC7450I-1.

3 General Information

3.1 General Description of EUT

Product	Wireless Modules	
Brand	SIERRA	
Test Model	EM7455	
Status of EUT	Engineering Sample	
Power Supply Rating	19 Vdc (Adapter) 7.27 Vdc (Battery)	
Modulation Type	WCDMA	QPSK
	LTE	QPSK, 16QAM
Frequency Range	WCDMA	826.4 ~ 846.6 MHz
	LTE 5 (Channel Bandwidth: 1.4 MHz)	824.7 ~ 848.3 MHz
	LTE 5 (Channel Bandwidth: 3 MHz)	825.5 ~ 847.5 MHz
	LTE 5 (Channel Bandwidth: 5 MHz)	826.5 ~ 846.5 MHz
	LTE 5 (Channel Bandwidth: 10 MHz)	829 ~ 844 MHz
	LTE 26 (Channel Bandwidth: 1.4 MHz)	824.7 ~ 848.3 MHz
	LTE 26 (Channel Bandwidth: 3 MHz)	825.5 ~ 847.5 MHz
	LTE 26 (Channel Bandwidth: 5 MHz)	826.5 ~ 846.5 MHz
	LTE 26 (Channel Bandwidth: 10 MHz)	829 ~ 844 MHz
	LTE 26 (Channel Bandwidth: 15 MHz)	831.5 ~ 841.5 MHz
Max. ERP Power	WCDMA	112.20 mW
	LTE 5 (Channel Bandwidth: 1.4 MHz)	121.56 mW
	LTE 5 (Channel Bandwidth: 3 MHz)	118.58 mW
	LTE 5 (Channel Bandwidth: 5 MHz)	111.94 mW
	LTE 5 (Channel Bandwidth: 10 MHz)	141.16 mW
	LTE 26 (Channel Bandwidth: 1.4 MHz)	107.15 mW
	LTE 26 (Channel Bandwidth: 3 MHz)	112.31 mW
	LTE 26 (Channel Bandwidth: 5 MHz)	112.77 mW
	LTE 26 (Channel Bandwidth: 10 MHz)	112.15 mW
	LTE 26 (Channel Bandwidth: 15 MHz)	141.32 mW
Antenna Type	Coupling Antenna	
Antenna Gain	WCDMA	-1.05 dBi (Main) / -1.5 dBi (Aux.)
	LTE 5	-1.05 dBi (Main) / -1.5 dBi (Aux.)
	LTE 26	-0.82 dBi (Main) / -1.5 dBi (Aux.)
Accessory Device	Refer to Note as below	
Data Cable Supplied	Refer to Note as below	

Note:

1. The EUT is authorized for use in specified End-product. Please refer to below for more details.

Product	Brand Name	Model Name
Handheld PC	Trimble	121600

2. The end-product contains following accessory devices.

Product	Brand	Model	Description
Adapter	DELTA Electronics, INC.	ADP-90MD H	I/P: 100-240 Vac, 50-60 Hz, 1.5 A O/P: 19 Vdc, 4.74 A 1.75m shielded cable with 1 core
Battery	Trimble	121300	7.27 Vdc, 3150 mAh, 22.9Wh
BT/WLAN Module	AzureWave	AW-CB260NF	--

3. The above EUT information is declared by manufacturer and for more detailed features description, please refers to the manufacturer's specifications or user's manual.

3.2 Configuration of System under Test

<Radiated Emission Test>

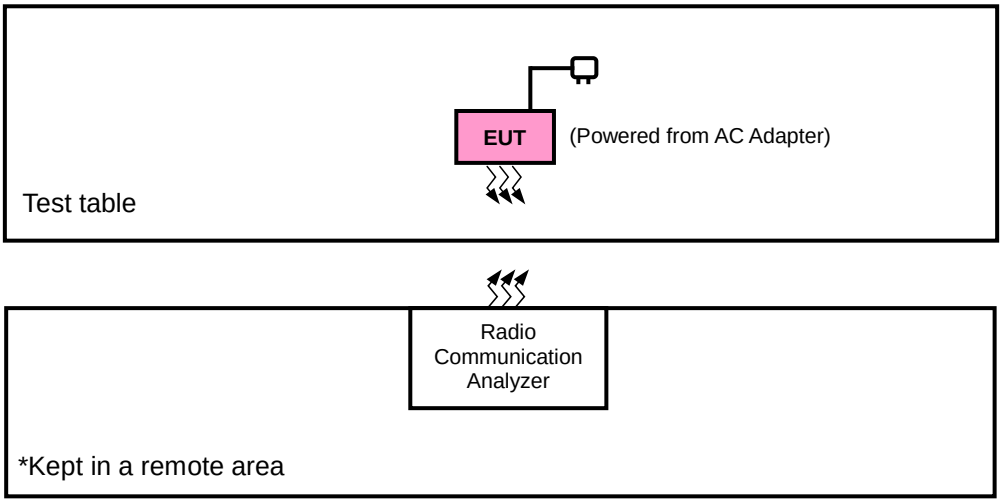

<E.I.R.P. Test>

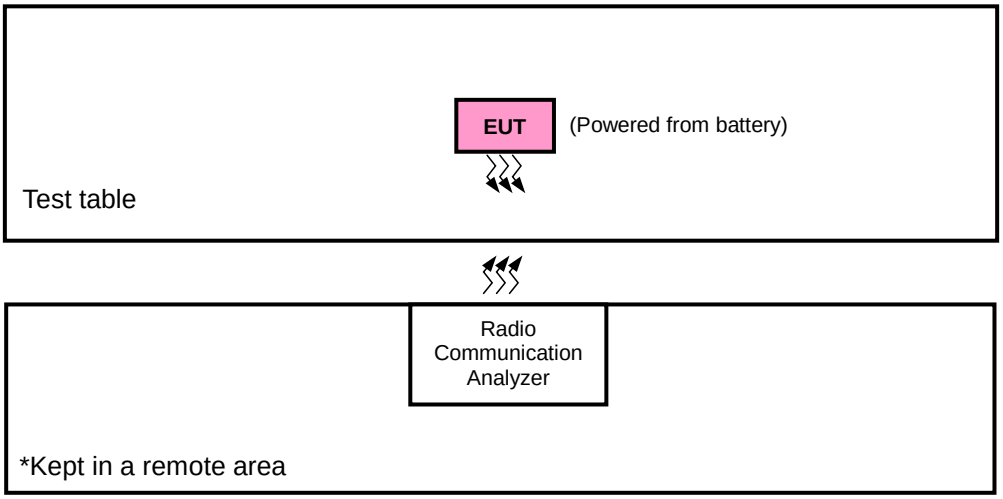

3.2.1 Description of Support Units

The EUT has been tested as an independent unit together with other necessary accessories or support units.

3.3 Test Mode Applicability and Tested Channel Detail

Pre-Scan has been conducted to determine the worst-case mode from all possible combinations between available modulations, data rates, XYZ axis, and antenna ports.
The worst case was found when positioned as the table below. Following channel(s) was (were) selected for the final test as listed below:

Band	ERP	Radiated Emission
WCDMA	X-plane	Y-axis
LTE Band 5	X-plane	X-axis
LTE Band 26	X-plane	Y-axis

WCDMA

EUT Configure Mode	Test Item	Available Channel	Tested Channel	Mode
-	ERP	4132 to 4233	4132, 4182, 4233	WCDMA
-	Radiated Emission	4132 to 4233	4132, 4182, 4233	WCDMA

LTE Band 5

EUT Configure Mode	Test Item	Available Channel	Tested Channel	Channel Bandwidth	Modulation	Mode
-	ERP	20407 to 20643	20407, 20525, 20643	1.4 MHz	QPSK, 16QAM	1 RB / 0 RB Offset
		20415 to 20635	20415, 20525, 20635	3 MHz	QPSK, 16QAM	1 RB / 0 RB Offset
		20425 to 20625	20425, 20525, 20625	5 MHz	QPSK, 16QAM	1 RB / 0 RB Offset
		20450 to 20600	20450, 20525, 20600	10 MHz	QPSK, 16QAM	1 RB / 0 RB Offset
-	Radiated Emission	20407 to 20643	20407, 20525, 20643	1.4 MHz	QPSK	1 RB / 0 RB Offset
		20425 to 20625	20425, 20525, 20625	5 MHz	QPSK	1 RB / 0 RB Offset
		20450 to 20600	20450, 20525, 20600	10 MHz	QPSK	1 RB / 0 RB Offset

Note: This device was tested under all bandwidths, RB configurations and modulations. The worst case was found in QPSK modulation.

LTE Band 26

EUT Configure Mode	Test Item	Available Channel	Tested Channel	Channel Bandwidth	Modulation	Mode
-	ERP	26797 to 27033	26797, 26915, 27033	1.4 MHz	QPSK, 16QAM	1 RB / 0 RB Offset
		26805 to 27025	26805, 26915, 27025	3 MHz	QPSK, 16QAM	1 RB / 0 RB Offset
		26815 to 27015	26815, 26915, 27015	5 MHz	QPSK, 16QAM	1 RB / 0 RB Offset
		26840 to 26990	26840, 26915, 26990	10 MHz	QPSK, 16QAM	1 RB / 0 RB Offset
		26865 to 26965	26865, 26915, 26965	15 MHz	QPSK, 16QAM	1 RB / 0 RB Offset
-	Radiated Emission	26797 to 27033	26797, 26915, 27033	1.4 MHz	QPSK	1 RB / 0 RB Offset
		26815 to 27015	26815, 26915, 27015	5 MHz	QPSK	1 RB / 0 RB Offset
		26865 to 26965	26865, 26915, 26965	15 MHz	QPSK	1 RB / 0 RB Offset

Note: This device was tested under all bandwidths, RB configurations and modulations. The worst case was found in QPSK modulation.

Test Condition:

Test Item	Environmental Conditions	Input Power	Tested By
ERP	25 deg. C, 65 % RH	120 Vac, 60 Hz	Karl Lee
Radiated Emission	25 deg. C, 65 % RH	120 Vac, 60 Hz	Karl Lee

3.4 EUT Operating Conditions

The EUT makes a call to the communication simulator. The communication simulator station system controlled a EUT to export maximum output power under transmission mode and specific channel frequency.

3.5 General Description of Applied Standards

The EUT is a RF Product. According to the specifications of the manufacturer, it must comply with the requirements of the following standards:

FCC 47 CFR Part 2
FCC 47 CFR Part 22
KDB 971168 D01 Power Meas License Digital Systems v03r01
ANSI/TIA/EIA-603-E 2016
ANSI 63.26-2015

Note: All test items have been performed and recorded as per the above standards.

4 Test Types and Results

4.1 Output Power Measurement

4.1.1 Limits of Output Power Measurement

Mobile / Portable station are limited to 7 watts e.r.p.

4.1.2 Test Procedures

EIRP / ERP Measurement:

a. All measurements were done at low, middle and high operational frequency range. RBW and VBW is 5 MHz for WCDMA and 10 MHz for LTE mode.

b. Substitution method is used for E.I.R.P measurement. In the semi-anechoic chamber, EUT placed on the 0.8 m (below or equal 1 GHz) and/or 1.5 m (above 1 GHz) height of Turn Table, rotated the table around 360 degrees to search the maximum radiation power and receiver antenna shall be rotated vertical and horizontal polarization and moved height from 1 m to 4 m to find the maximum polar radiated power. The “Read Value” is the spectrum reading the maximum power value.

c. The substitution horn antenna is substituted for EUT at the same position and signals generator export the CW signal to the substitution antenna via a tx cable. Rotated the Turn Table and moved receiving antenna to find the maximum radiation power. Adjust output power level of S.G to get a Value of spectrum reading equal to “Read Value” of step b. Record the power level of S.G.

d. EIRP = Output power level of S.G – TX cable loss + Antenna gain of substitution horn. E.R.P power can be calculated form E.I.R.P power by subtracting the gain of dipole, E.R.P power = E.I.R.P power - 2.15 dB.

4.1.3 Test Setup

EIRP / ERP Measurement:
<Radiated Emission below or equal 1 GHz>

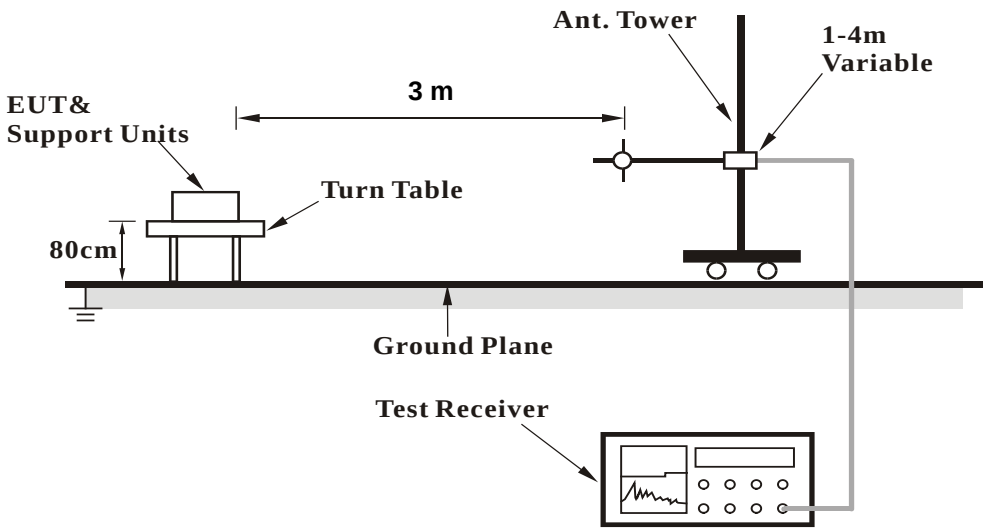

<Radiated Emission above 1 GHz>

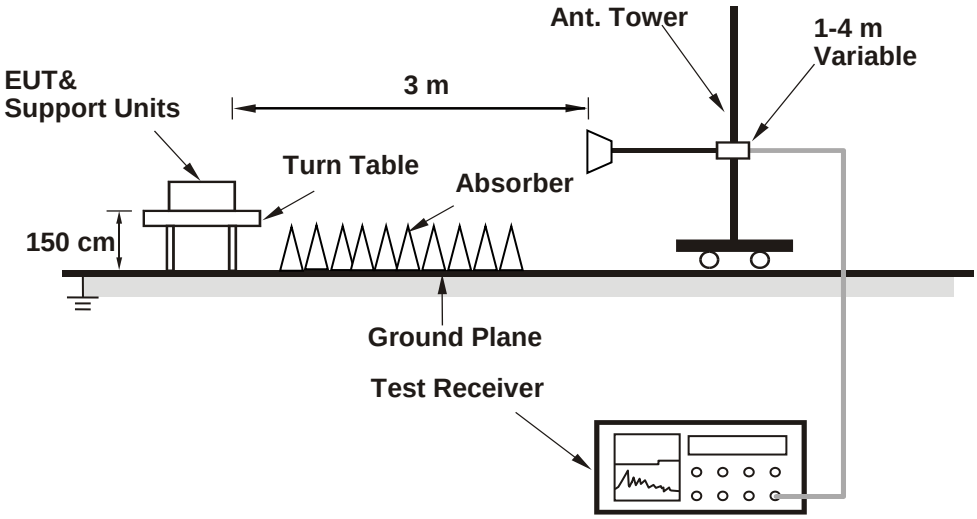

For the actual test configuration, please refer to the attached file (Test Setup Photo).

Conducted Power Measurement:

4.1.4 Test Results

ERP Power (dBm)

WCDMA							
Plane	**Channel**	**Frequency (MHz)**	**Reading (dBm)**	**Correction Factor (dB)**	**ERP (dBm)**	**ERP (mW)**	**Polarization (H/V)**
X	4132	826.4	-8.95	31.208	20.11	102.52	H
	4182	836.4	-8.65	31.3	20.50	112.20	
	4233	846.6	-8.74	31.222	20.33	107.94	
	4132	826.4	-10.56	31.504	18.79	75.75	V
	4182	836.4	-10.75	31.117	18.22	66.33	
	4233	846.6	-11.60	31.922	18.17	65.64	

Note: ERP (dBm) = Reading (dBm) + Correction Factor (dB) – 2.15

LTE Band 5							
Channel Bandwidth: 1.4 MHz / QPSK							
Plane	**Channel**	**Frequency (MHz)**	**Reading (dBm)**	**Correction Factor (dB)**	**ERP (dBm)**	**ERP (mW)**	**Polarization (H/V)**
X	20407	824.7	-8.21	31.208	20.85	121.56	H
	20525	836.5	-8.52	31.3	20.63	115.61	
	20643	848.3	-8.78	31.222	20.29	106.85	
	20407	824.7	-11.23	31.504	18.12	64.92	V
	20525	836.5	-10.57	31.117	18.40	69.17	
	20643	848.3	-11.52	31.922	18.25	66.87	
Channel Bandwidth: 1.4 MHz / 16QAM							
X	20407	824.7	-9.62	31.208	19.44	87.86	H
	20525	836.5	-9.84	31.3	19.31	85.31	
	20643	848.3	-9.75	31.222	19.32	85.55	
	20407	824.7	-11.68	31.504	17.67	58.53	V
	20525	836.5	-11.74	31.117	17.23	52.81	
	20643	848.3	-12.12	31.922	17.65	58.24	

Note: ERP (dBm) = Reading (dBm) + Correction Factor (dB) – 2.15

LTE Band 5							
Channel Bandwidth: 3 MHz / QPSK							
Plane	Channel	Frequency (MHz)	Reading (dBm)	Correction Factor (dB)	ERP (dBm)	ERP (mW)	Polarization (H/V)
X	20415	825.5	-8.62	31.208	20.44	110.61	H
	20525	836.5	-8.41	31.3	20.74	118.58	
	20635	847.5	-8.51	31.222	20.56	113.82	
	20415	825.5	-11.23	31.504	18.12	64.92	V
	20525	836.5	-10.62	31.117	18.35	68.34	
	20635	847.5	-11.32	31.922	18.45	70.02	
Channel Bandwidth: 3 MHz / 16QAM							
X	20415	825.5	-9.62	31.208	19.44	87.86	H
	20525	836.5	-9.82	31.3	19.33	85.70	
	20635	847.5	-9.76	31.222	19.31	85.35	
	20415	825.5	-11.59	31.504	17.77	59.79	V
	20525	836.5	-11.76	31.117	17.21	52.54	
	20635	847.5	-11.81	31.922	17.96	62.55	

Note: ERP (dBm) = Reading (dBm) + Correction Factor (dB) – 2.15

LTE Band 5							
Channel Bandwidth: 5 MHz / QPSK							
Plane	Channel	Frequency (MHz)	Reading (dBm)	Correction Factor (dB)	ERP (dBm)	ERP (mW)	Polarization (H/V)
X	20425	826.5	-8.61	31.208	20.45	110.87	H
	20525	836.5	-8.66	31.3	20.49	111.94	
	20625	846.5	-8.91	31.222	20.16	103.80	
	20425	826.5	-11.25	31.504	18.11	64.65	V
	20525	836.5	-10.63	31.117	18.34	68.19	
	20625	846.5	-10.91	31.922	18.86	76.95	
Channel Bandwidth: 5 MHz / 16QAM							
X	20425	826.5	-9.65	31.208	19.41	87.26	H
	20525	836.5	-9.78	31.3	19.37	86.42	
	20625	846.5	-9.54	31.222	19.53	89.74	
	20425	826.5	-11.62	31.504	17.73	59.35	V
	20525	836.5	-11.54	31.117	17.43	55.30	
	20625	846.5	-11.85	31.922	17.92	61.97	

Note: ERP (dBm) = Reading (dBm) + Correction Factor (dB) – 2.15

LTE Band 5							
Channel Bandwidth: 10 MHz / QPSK							
Plane	Channel	Frequency (MHz)	Reading (dBm)	Correction Factor (dB)	ERP (dBm)	ERP (mW)	Polarization (H/V)
X	20450	829.0	-7.56	31.208	21.50	141.16	H
	20525	836.5	-8.65	31.3	20.50	112.20	
	20600	844.0	-8.42	31.222	20.65	116.17	
	20450	829.0	-11.01	31.504	18.34	68.30	V
	20525	836.5	-10.62	31.117	18.35	68.34	
	20600	844.0	-11.00	31.922	18.78	75.46	
Channel Bandwidth: 10 MHz / 16QAM							
X	20425	826.5	-8.56	31.208	20.50	112.15	H
	20525	836.5	-9.65	31.3	19.50	89.13	
	20625	846.5	-9.84	31.222	19.23	83.79	
	20425	826.5	-11.52	31.504	17.83	60.73	V
	20525	836.5	-11.66	31.117	17.31	53.79	
	20625	846.5	-12.43	31.922	17.34	54.23	

Note: ERP (dBm) = Reading (dBm) + Correction Factor (dB) – 2.15

LTE Band 26							
Channel Bandwidth: 1.4 MHz / QPSK							
Plane	Channel	Frequency (MHz)	Reading (dBm)	Correction Factor (dB)	ERP (dBm)	ERP (mW)	Polarization (H/V)
X	26797	824.7	-9.01	31.208	20.05	101.11	H
	26915	836.5	-8.85	31.3	20.30	107.15	
	27033	848.3	-8.99	31.222	20.08	101.91	
	26797	824.7	-12.01	31.504	17.34	54.25	V
	26915	836.5	-11.56	31.117	17.41	55.04	
	27033	848.3	-12.05	31.922	17.72	59.18	
Channel Bandwidth: 1.4 MHz / 16QAM							
X	26797	824.7	-9.84	31.208	19.22	83.52	H
	26915	836.5	-9.91	31.3	19.24	83.95	
	27033	848.3	-9.25	31.222	19.82	95.98	
	26797	824.7	-13.02	31.504	16.33	42.99	V
	26915	836.5	-12.35	31.117	16.62	45.89	
	27033	848.3	-12.95	31.922	16.82	48.11	

Note: ERP (dBm) = Reading (dBm) + Correction Factor (dB) – 2.15

LTE Band 26							
Channel Bandwidth: 3 MHz / QPSK							
Plane	Channel	Frequency (MHz)	Reading (dBm)	Correction Factor (dB)	ERP (dBm)	ERP (mW)	Polarization (H/V)
X	26805	825.5	-8.96	31.208	20.10	102.38	H
	26915	836.5	-8.75	31.3	20.40	109.65	
	27025	847.5	-8.57	31.222	20.50	112.31	
	26805	825.5	-12.01	31.504	17.34	54.25	V
	26915	836.5	-11.88	31.117	17.09	51.13	
	27025	847.5	-12.51	31.922	17.26	53.24	
Channel Bandwidth: 3 MHz / 16QAM							
X	26805	825.5	-9.87	31.208	19.19	83.04	H
	26915	836.5	-9.84	31.3	19.31	85.31	
	27025	847.5	-9.76	31.222	19.31	85.35	
	26805	825.5	-13.02	31.504	16.33	42.99	V
	26915	836.5	-12.30	31.117	16.67	46.42	
	27025	847.5	-12.99	31.922	16.78	47.67	

Note: ERP (dBm) = Reading (dBm) + Correction Factor (dB) – 2.15

LTE Band 26							
Channel Bandwidth: 5 MHz / QPSK							
Plane	Channel	Frequency (MHz)	Reading (dBm)	Correction Factor (dB)	ERP (dBm)	ERP (mW)	Polarization (H/V)
X	26815	826.5	-8.84	31.208	20.22	105.15	H
	26915	836.5	-8.89	31.3	20.26	106.17	
	27015	846.5	-8.55	31.222	20.52	112.77	
	26815	826.5	-12.05	31.504	17.30	53.75	V
	26919	836.5	-11.86	31.117	17.11	51.37	
	27015	846.5	-12.53	31.922	17.24	52.99	
Channel Bandwidth: 5 MHz / 16QAM							
X	26815	826.5	-9.76	31.208	19.30	85.07	H
	26915	836.5	-9.98	31.3	19.17	82.53	
	27015	846.5	-9.95	31.222	19.12	81.70	
	26815	826.5	-13.01	31.504	16.34	43.09	V
	26919	836.5	-12.56	31.117	16.41	43.72	
	27015	846.5	-13.50	31.922	16.27	42.38	

Note: ERP (dBm) = Reading (dBm) + Correction Factor (dB) – 2.15

LTE Band 26							
Channel Bandwidth: 10 MHz / QPSK							
Plane	Channel	Frequency (MHz)	Reading (dBm)	Correction Factor (dB)	ERP (dBm)	ERP (mW)	Polarization (H/V)
X	26840	829.0	-8.56	31.208	20.50	112.15	H
	26915	836.5	-8.95	31.3	20.20	104.71	
	26990	844.0	-8.75	31.222	20.32	107.70	
	26840	829.0	-12.21	31.504	17.14	51.81	V
	26919	836.5	-11.88	31.117	17.09	51.13	
	26990	844.0	-12.53	31.922	17.24	52.99	
Channel Bandwidth: 10 MHz / 16QAM							
X	26840	829.0	-9.66	31.208	19.40	87.06	H
	26915	836.5	-9.84	31.3	19.31	85.31	
	26990	844.0	-9.73	31.222	19.34	85.94	
	26840	829.0	-13.01	31.504	16.34	43.09	V
	26919	836.5	-12.55	31.117	16.42	43.82	
	26990	844.0	-13.53	31.922	16.24	42.09	

Note: ERP (dBm) = Reading (dBm) + Correction Factor (dB) – 2.15

LTE Band 26							
Channel Bandwidth: 15 MHz / QPSK							
Plane	Channel	Frequency (MHz)	Reading (dBm)	Correction Factor (dB)	ERP (dBm)	ERP (mW)	Polarization (H/V)
X	26865	831.5	-7.56	31.208	21.50	141.32	H
	26915	836.5	-8.95	31.3	20.20	104.71	
	26965	841.5	-8.76	31.222	20.31	107.45	
	26865	831.5	-12.05	31.504	17.30	53.75	V
	26915	836.5	-11.95	31.117	17.02	50.32	
	26965	841.5	-12.51	31.922	17.26	53.24	
Channel Bandwidth: 15 MHz / 16QAM							
X	26865	831.5	-9.01	31.208	20.05	101.11	H
	26915	836.5	-9.88	31.3	19.27	84.53	
	26965	841.5	-9.75	31.222	19.32	85.55	
	26865	831.5	-13.20	31.504	16.15	41.25	V
	26915	836.5	-12.62	31.117	16.35	43.12	
	26965	841.5	-13.72	31.922	16.05	40.29	

Note: ERP (dBm) = Reading (dBm) + Correction Factor (dB) – 2.15

4.2 Radiated Emission Measurement

4.2.1 Limits of Radiated Emission Measurement

The power of any emission outside of the authorized operating frequency ranges must be attenuated below the transmitting power (P) by a factor of at least 43 + 10 log(P) dB. The emission limit is equal to -13 dBm.

4.2.2 Test Procedure

a. Substitution method is used for E.I.R.P measurement. In the semi-anechoic chamber, EUT placed on the 0.8 m (below or equal 1 GHz) and/or 1.5 m (above 1 GHz) height of Turn Table, rotated the table around 360 degrees to search the maximum radiation power and receiver antenna shall be rotated vertical and horizontal polarization and moved height from 1 m to 4 m to find the maximum polar radiated power. The “Read Value” is the spectrum reading the maximum power value.
b. The substitution horn antenna is substituted for EUT at the same position and signals generator export the CW signal to the substitution antenna via a TX cable. Rotated the Turn Table and moved receiving antenna to find the maximum radiation power. Adjust output power level of S.G to get a Value of spectrum reading equal to “Read Value” of step a. Record the power level of S.G
c. EIRP = Output power level of S.G – TX cable loss + Antenna gain of substitution horn.
d. E.R.P power can be calculated form E.I.R.P power by subtracting the gain of dipole, E.R.P power = E.I.R.P power - 2.15 dB.

NOTE: The resolution bandwidth and video bandwidth of test receiver/spectrum analyzer is 1 MHz/3 MHz.

4.2.3 Deviation from Test Standard

No deviation.

4.2.4 Test Setup

<Radiated Emission below or equal 1 GHz>

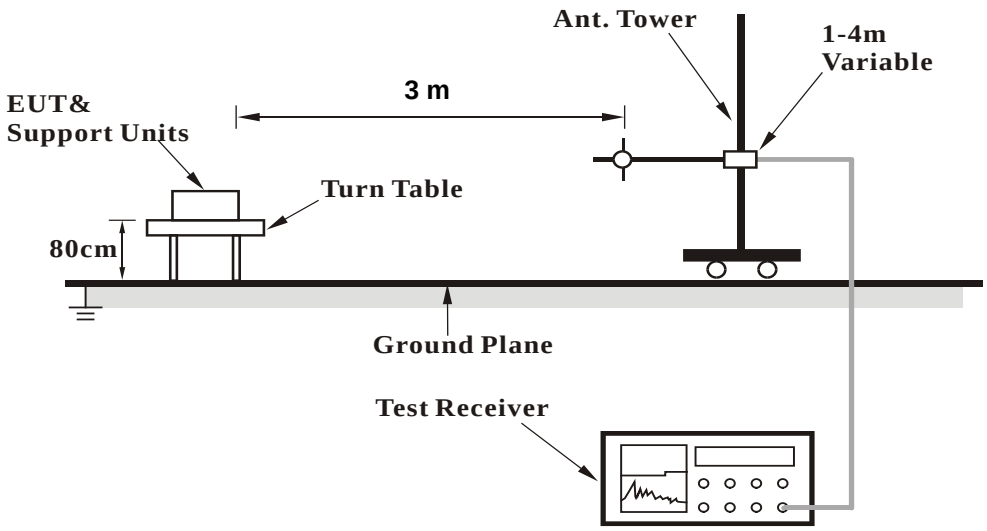

<Radiated Emission above 1 GHz>

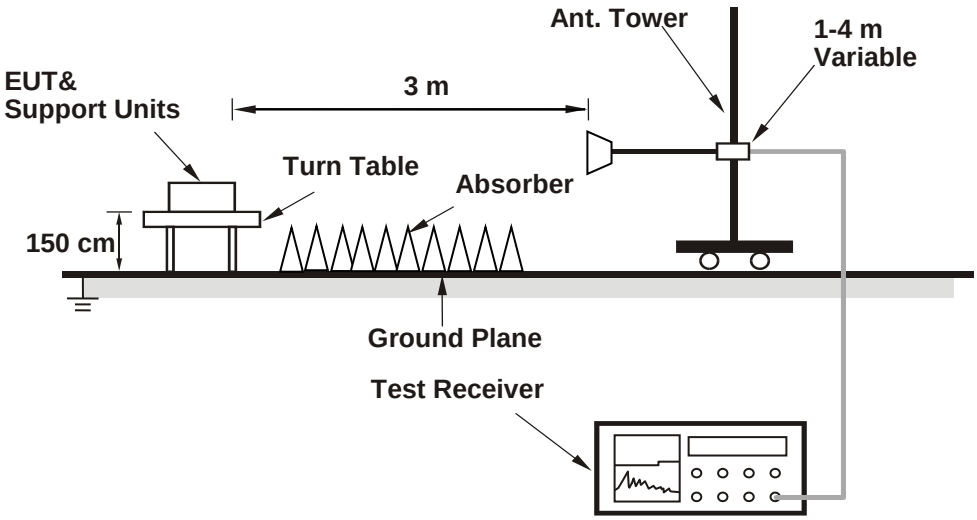

For the actual test configuration, please refer to the attached file (Test Setup Photo).

4.2.5 Test Results

WCDMA:

Low Channel

Bureau Veritas Consumer Products Services Ltd.,Taoyuan Branch

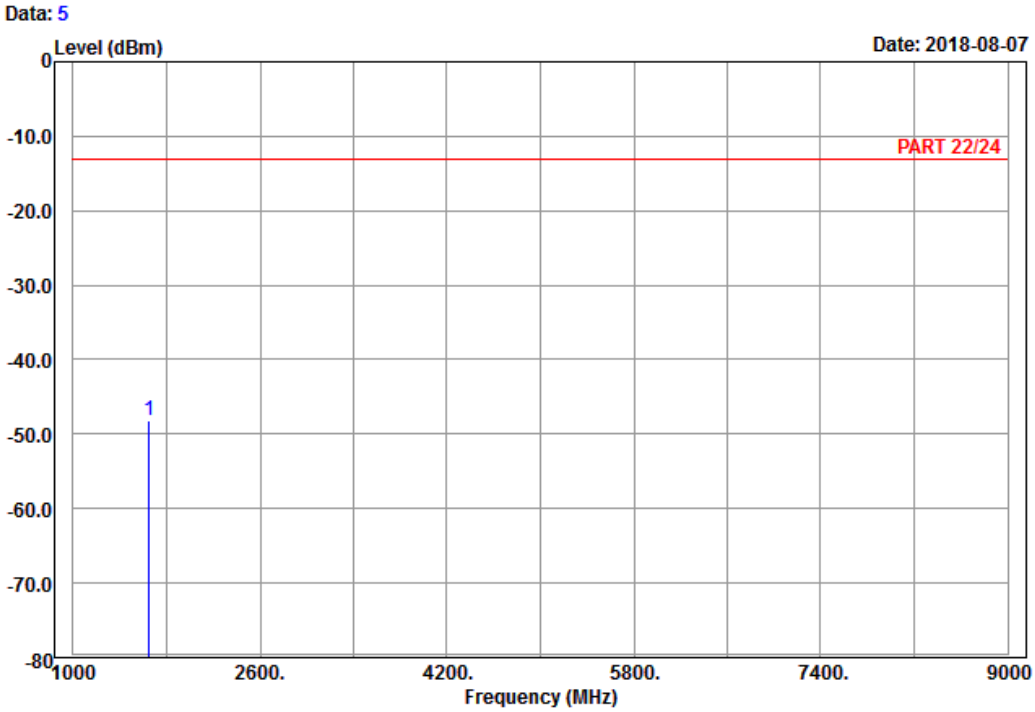

Site : 966 chamber 1
Condition: PART 22/24 Horizontal
Remark : Band V_Link_CH4132
Tested by: Charles Hsiao

	Freq	Level	Read Level	Limit Line	Over Limit	Factor	Remark
	MHz	dBm	dBm	dBm	dB	dB	
1 pp	1652.80	-48.16	-55.89	-13.00	-35.16	7.73	Peak

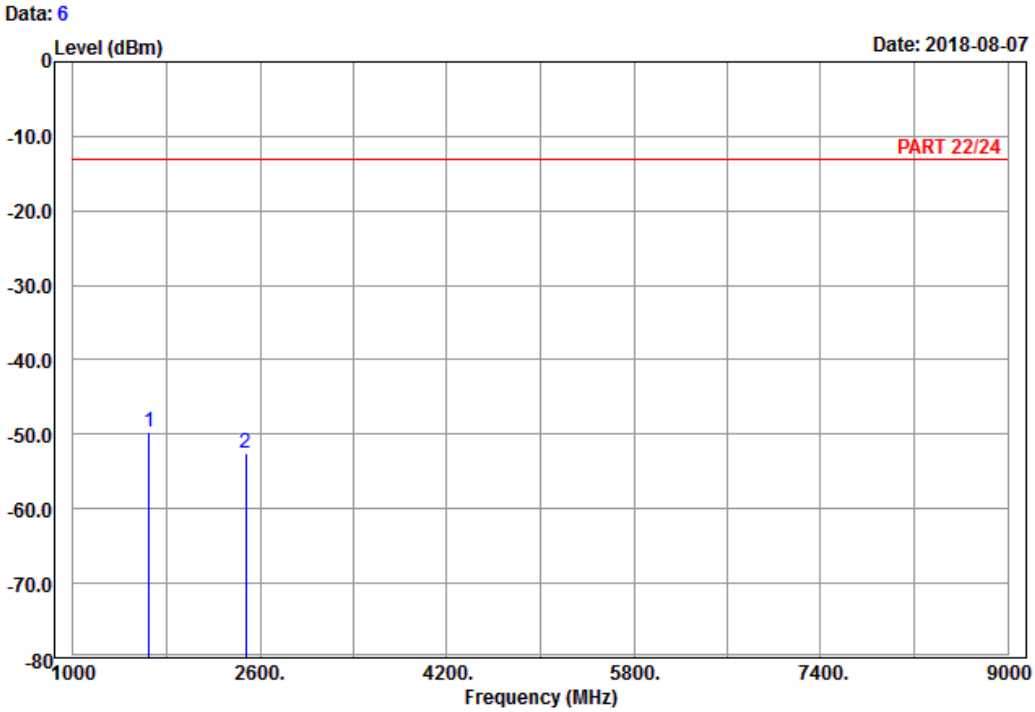

Site : 966 chamber 1
Condition: PART 22/24 Vertical
Remark : Band V_Link_CH4132
Tested by: Charles Hsiao

	Freq	Level	Read Level	Limit Line	Over Limit	Factor	Remark
	MHz	dBm	dBm	dBm	dB	dB	
1 pp	1652.80	-49.77	-57.50	-13.00	-36.77	7.73	Peak
2	2479.20	-52.62	-63.65	-13.00	-39.62	11.03	Peak

Middle Channel

Bureau Veritas Consumer Products Services Ltd.,Taoyuan Branch

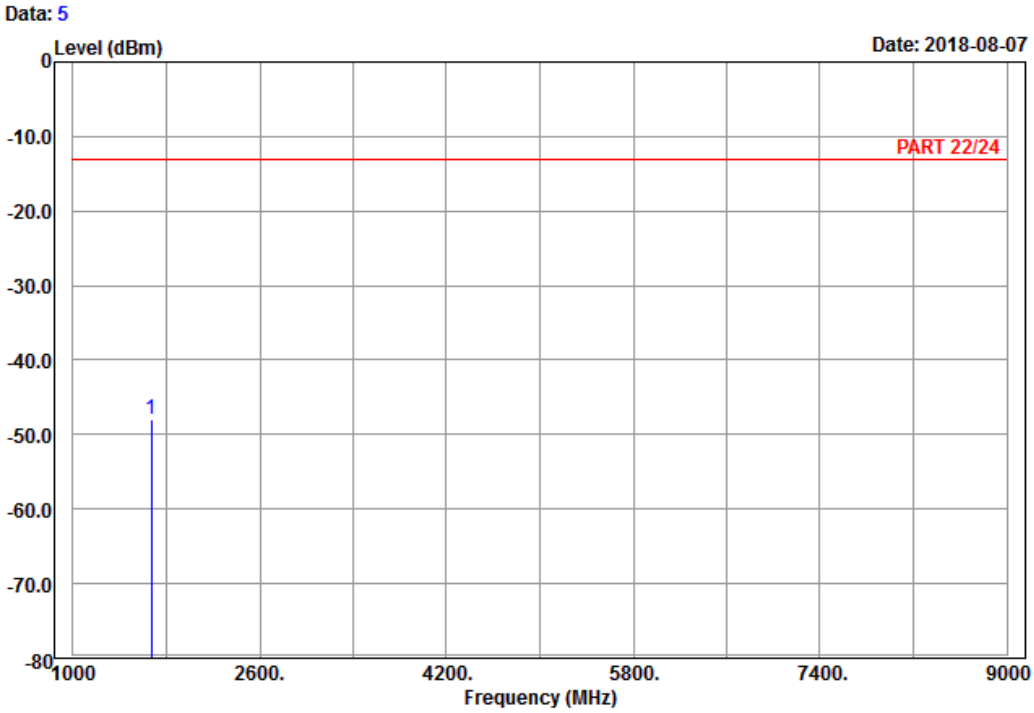

Site : 966 chamber 1
Condition: PART 22/24 Horizontal
Remark : Band V_Link_CH4182
Tested by: Charles Hsiao

	Freq	Level	Read Level	Limit Line	Over Limit	Factor	Remark
	MHz	dBm	dBm	dBm	dB	dB	
1 pp	1672.80	-48.04	-55.95	-13.00	-35.04	7.91	Peak

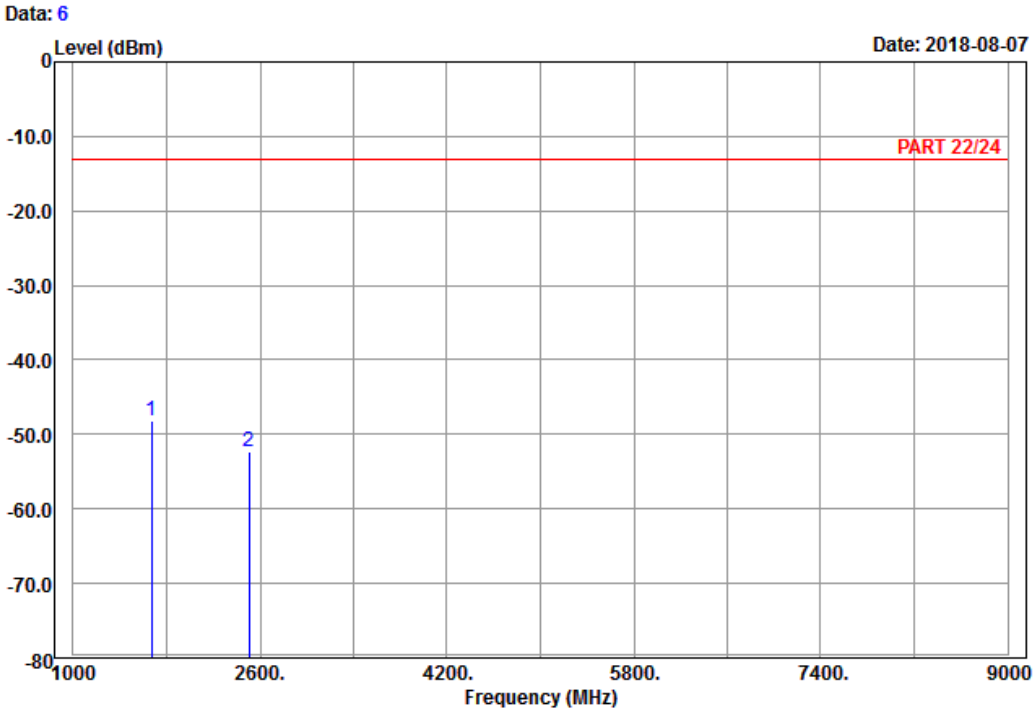

Site : 966 chamber 1
Condition: PART 22/24 Vertical
Remark : Band V_Link_CH4182
Tested by: Charles Hsiao

	Freq	Level	Read Level	Limit Line	Over Limit	Factor	Remark
	MHz	dBm	dBm	dBm	dB	dB	
1 pp	1672.80	-48.08	-55.99	-13.00	-35.08	7.91	Peak
2	2509.20	-52.34	-63.62	-13.00	-39.34	11.28	Peak

High Channel

Bureau Veritas Consumer Products Services Ltd.,Taoyuan Branch

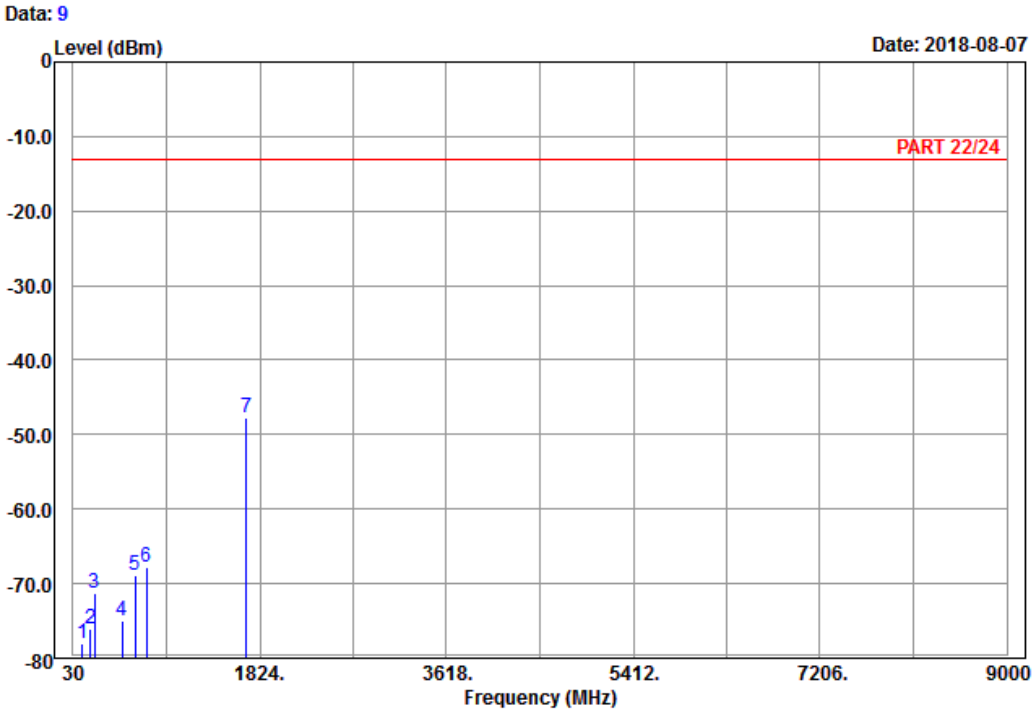

Site : 966 chamber 1
Condition: PART 22/24 Horizontal
Remark : Band V_Link_CH4233
Tested by: Charles Hsiao

	Freq	Level	Read Level	Limit Line	Over Limit	Factor	Remark
	MHz	dBm	dBm	dBm	dB	dB	
1	121.26	-78.02	-69.83	-13.00	-65.02	-8.19	Peak
2	197.40	-76.12	-70.03	-13.00	-63.12	-6.09	Peak
3	237.09	-71.18	-65.49	-13.00	-58.18	-5.69	Peak
4	499.50	-75.01	-69.75	-13.00	-62.01	-5.26	Peak
5	627.60	-68.93	-69.05	-13.00	-55.93	0.12	Peak
6	736.80	-67.69	-66.62	-13.00	-54.69	-1.07	Peak
7 pp	1693.20	-47.77	-55.91	-13.00	-34.77	8.14	Peak

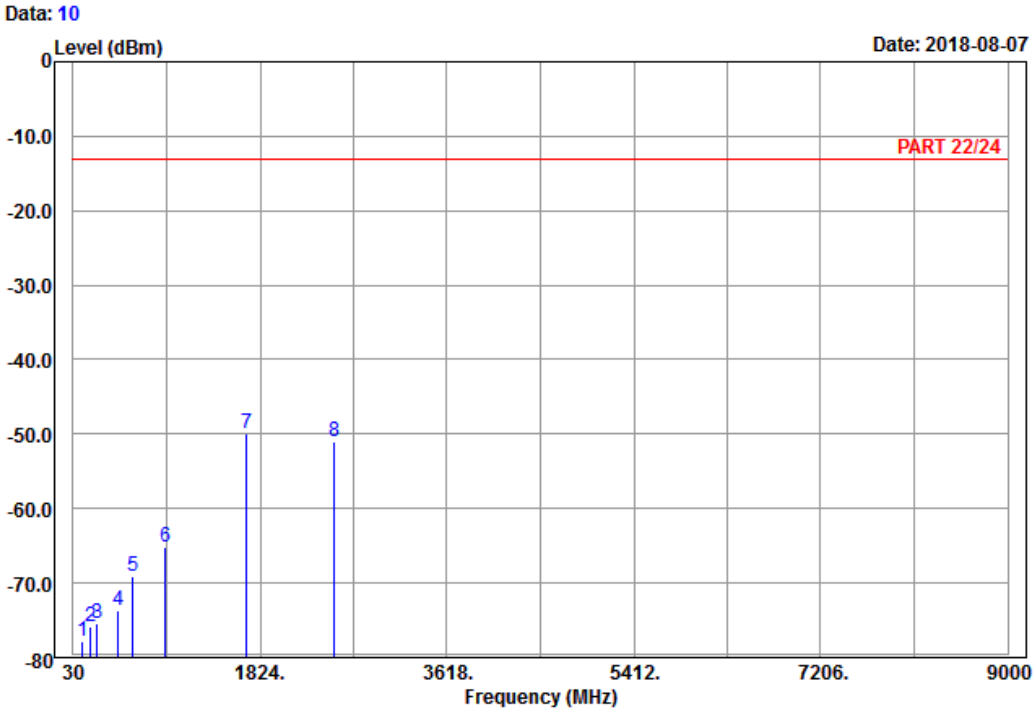

Site : 966 chamber 1
Condition: PART 22/24 Vertical
Remark : Band V_Link_CH4233
Tested by: Charles Hsiao

	Freq	Level	Read Level	Limit Line	Over Limit	Factor	Remark
	MHz	dBm	dBm	dBm	dB	dB	
1	121.26	-77.91	-69.72	-13.00	-64.91	-8.19	Peak
2	194.97	-75.78	-69.82	-13.00	-62.78	-5.96	Peak
3	260.58	-75.39	-69.79	-13.00	-62.39	-5.60	Peak
4	460.30	-73.68	-69.53	-13.00	-60.68	-4.15	Peak
5	601.00	-69.21	-69.63	-13.00	-56.21	0.42	Peak
6	913.20	-65.18	-68.68	-13.00	-52.18	3.50	Peak
7 pp	1693.20	-50.02	-58.16	-13.00	-37.02	8.14	Peak
8	2539.80	-50.98	-62.45	-13.00	-37.98	11.47	Peak

LTE Band 5

Channel Bandwidth: 1.4 MHz / QPSK

Low Channel

Bureau Veritas Consumer Products Services Ltd.,Taoyuan Branch

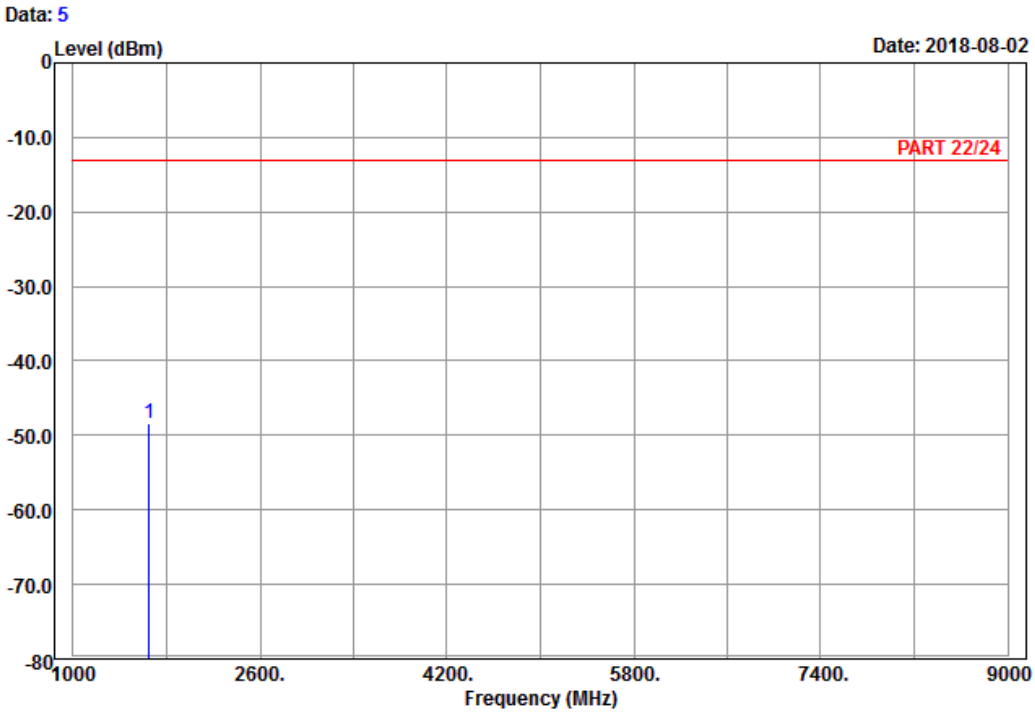

Site : 966 chamber 1
Condition: PART 22/24 Horizontal
Remark : LTE_Band 5_Link_CH20407
Tested by: Karl Lee

	Freq	Level	Read Level	Limit Line	Over Limit	Factor	Remark
	MHz	dBm	dBm	dBm	dB	dB	
1 pp	1649.40	-48.43	-56.16	-13.00	-35.43	7.73	Peak

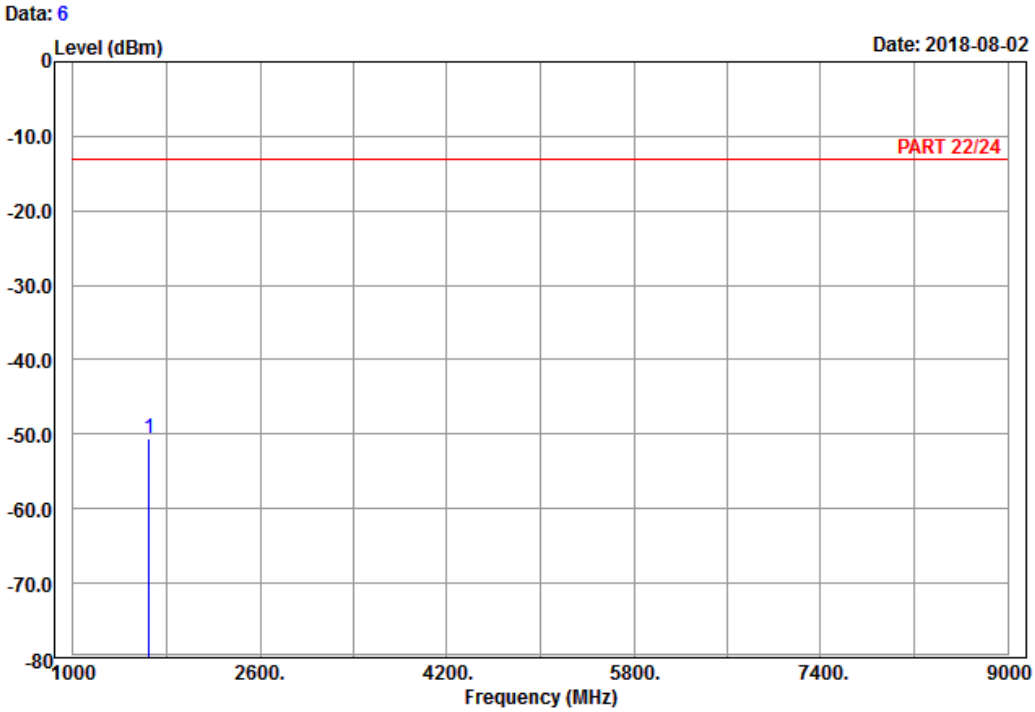

Site : 966 chamber 1
Condition: PART 22/24 Vertical
Remark : LTE_Band 5_Link_CH20407
Tested by: Karl Lee

	Freq	Level	Read Level	Limit Line	Over Limit	Factor	Remark
	MHz	dBm	dBm	dBm	dB	dB	
1 pp	1649.40	-50.48	-58.21	-13.00	-37.48	7.73	Peak

Middle Channel

Bureau Veritas Consumer Products Services Ltd.,Taoyuan Branch

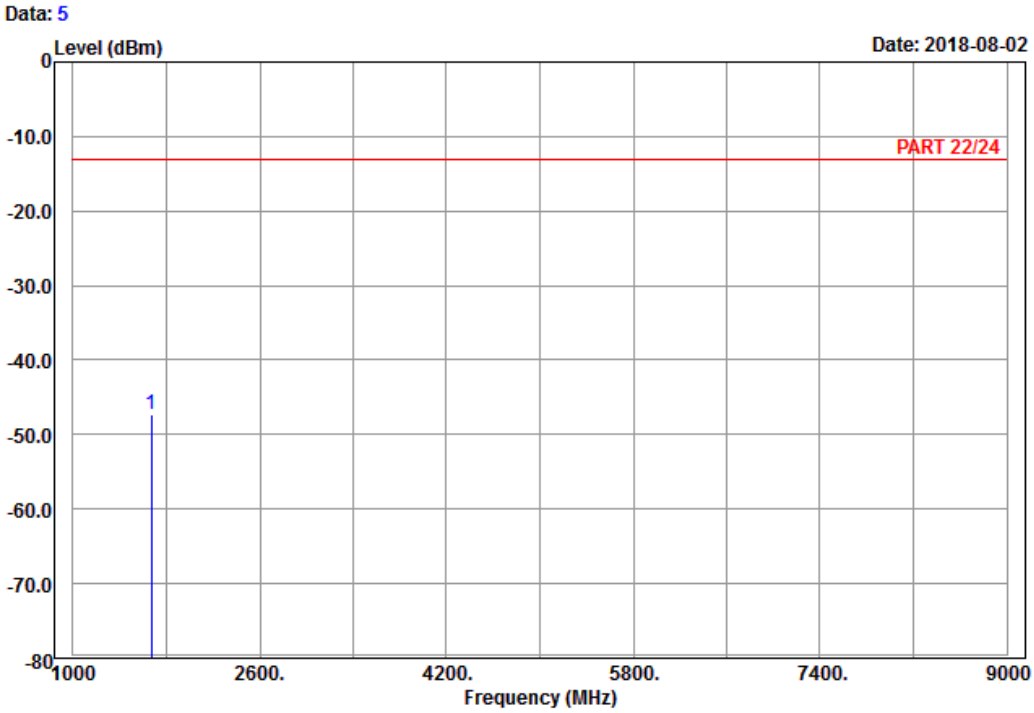

Site : 966 chamber 1
Condition: PART 22/24 Horizontal
Remark : LTE_Band 5_Link_CH20525
Tested by: Karl Lee

	Freq	Level	Read Level	Limit Line	Over Limit	Factor	Remark
	MHz	dBm	dBm	dBm	dB	dB	
1 pp	1673.00	-47.36	-55.27	-13.00	-34.36	7.91	Peak

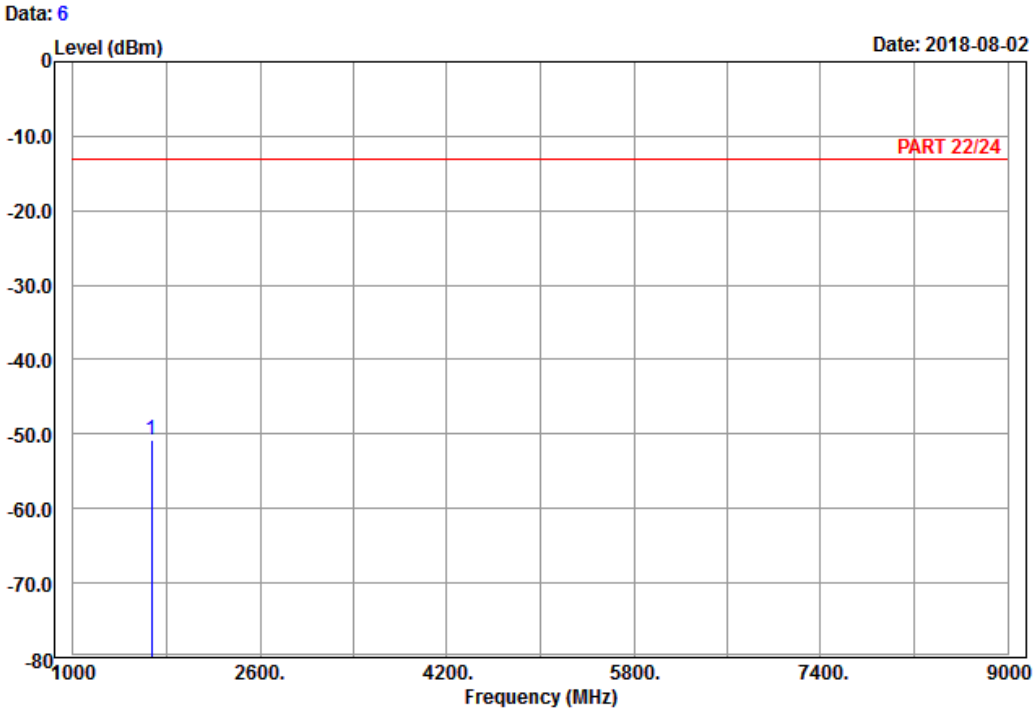

Site : 966 chamber 1
Condition: PART 22/24 Vertical
Remark : LTE_Band 5_Link_CH20525
Tested by: Karl Lee

	Freq	Level	Read Level	Limit Line	Over Limit	Factor	Remark
	MHz	dBm	dBm	dBm	dB	dB	
1 pp	1673.00	-50.71	-58.62	-13.00	-37.71	7.91	Peak

High Channel

Bureau Veritas Consumer Products Services Ltd.,Taoyuan Branch

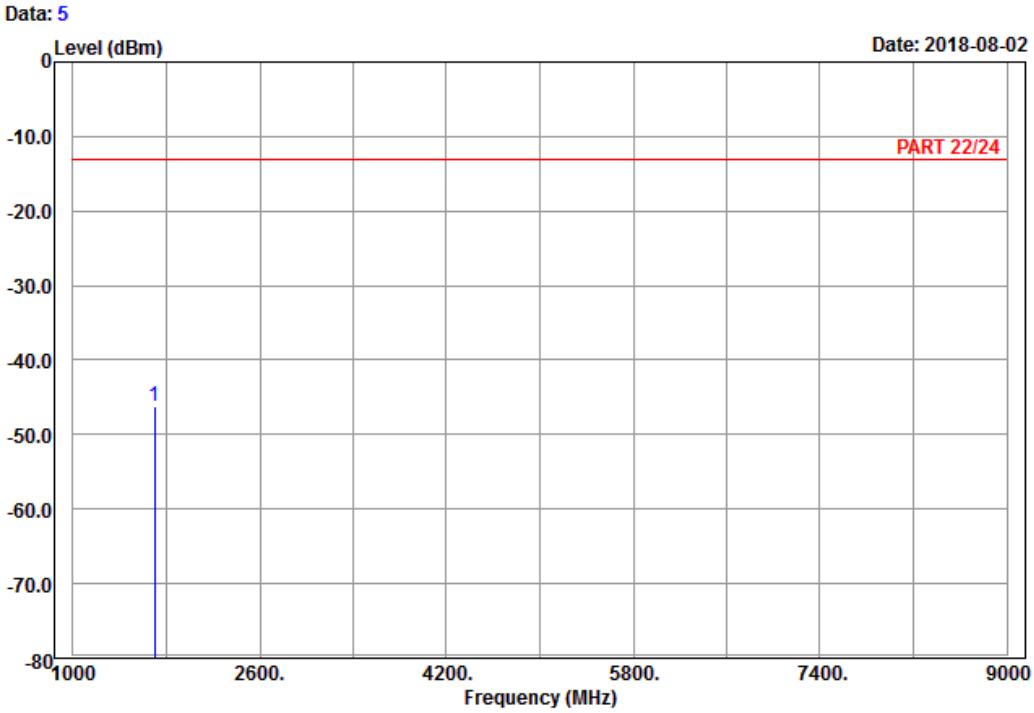

Site : 966 chamber 1
Condition: PART 22/24 Horizontal
Remark : LTE_Band 5_Link_CH20643
Tested by: Karl Lee

	Freq	Level	Read Level	Limit Line	Over Limit	Factor	Remark
	MHz	dBm	dBm	dBm	dB	dB	
1 pp	1696.60	-46.14	-54.28	-13.00	-33.14	8.14	Peak

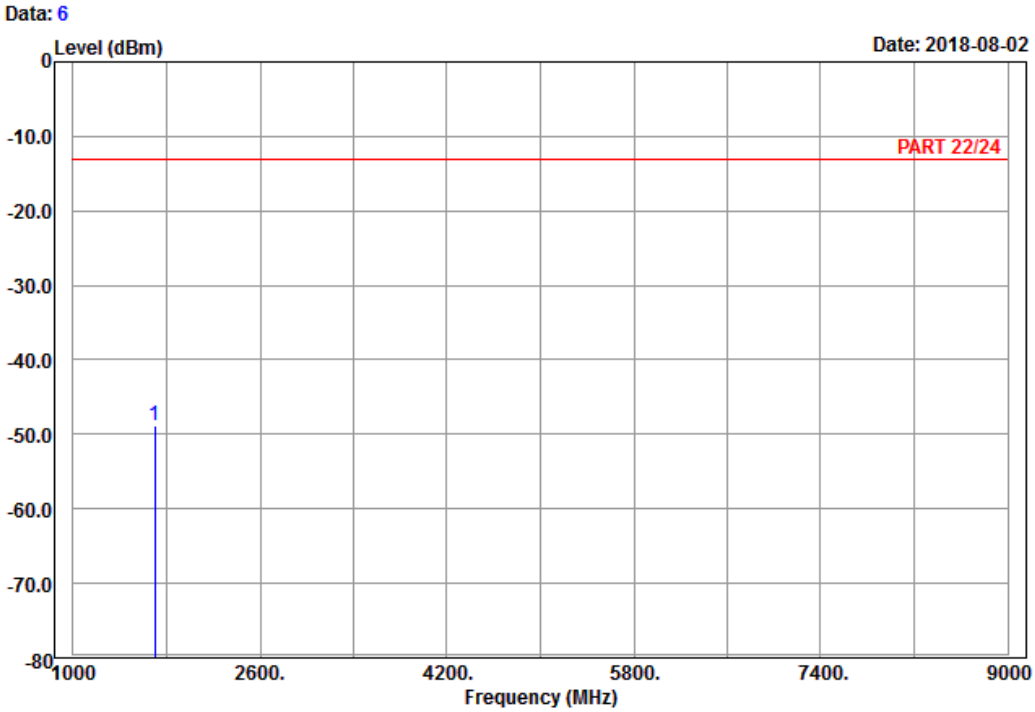

Site : 966 chamber 1
Condition: PART 22/24 Vertical
Remark : LTE_Band 5_Link_CH20643
Tested by: Karl Lee

	Freq	Level	Read Level	Limit Line	Over Limit	Factor	Remark
	MHz	dBm	dBm	dBm	dB	dB	
1 pp	1696.60	-48.72	-56.86	-13.00	-35.72	8.14	Peak

Channel Bandwidth: 5 MHz / QPSK
Low Channel

Bureau Veritas Consumer Products Services Ltd.,Taoyuan Branch

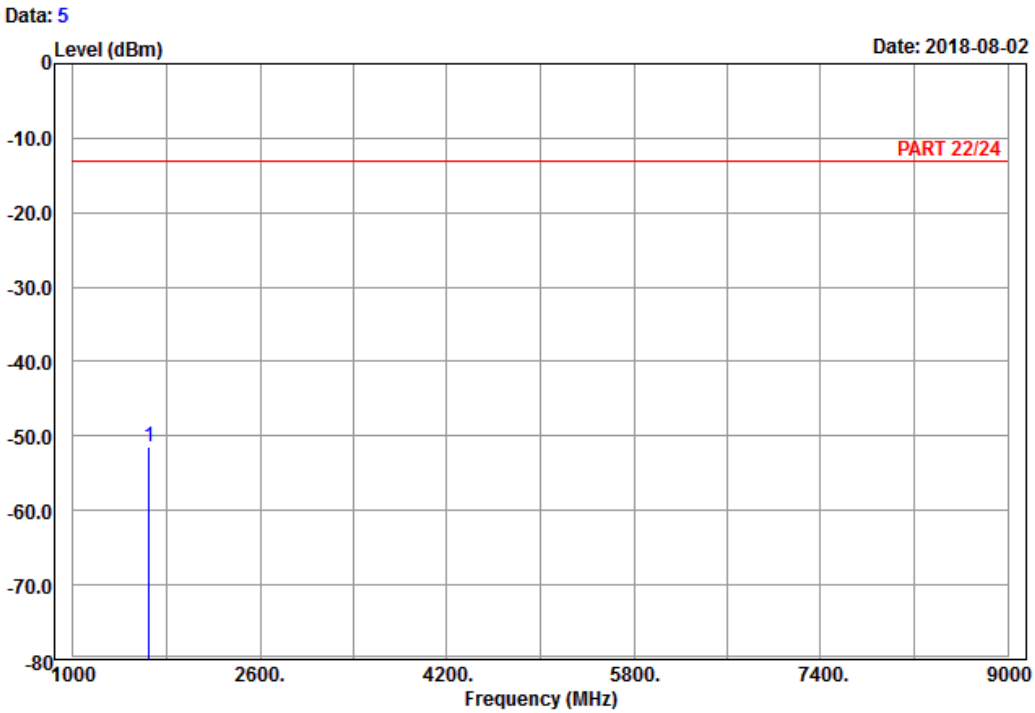

Site : 966 chamber 1
Condition: PART 22/24 Horizontal
Remark : LTE_Band 5_Link_CH20425
Tested by: Karl Lee

	Freq	Level	Read Level	Limit Line	Over Limit	Factor	Remark
	MHz	dBm	dBm	dBm	dB	dB	
1 pp	1653.00	-51.44	-59.17	-13.00	-38.44	7.73	Peak

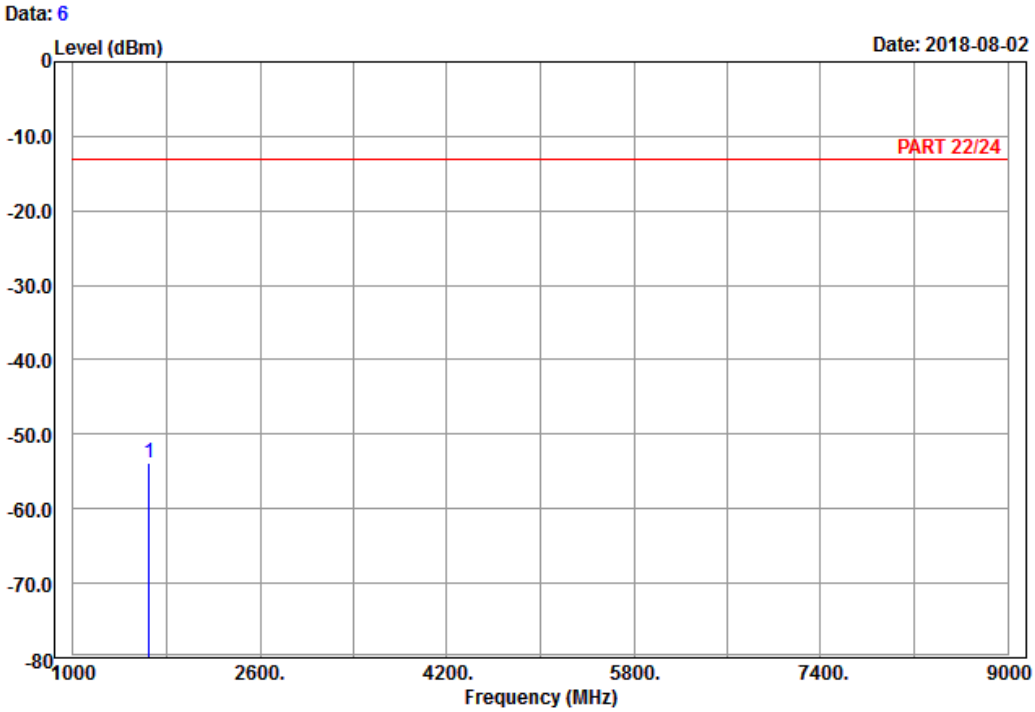

Site : 966 chamber 1
Condition: PART 22/24 Vertical
Remark : LTE_Band 5_Link_CH20425
Tested by: Karl Lee

	Freq	Level	Read Level	Limit Line	Over Limit	Factor	Remark
	MHz	dBm	dBm	dBm	dB	dB	
1 pp	1653.00	-53.80	-61.53	-13.00	-40.80	7.73	Peak

Middle Channel

Bureau Veritas Consumer Products Services Ltd.,Taoyuan Branch

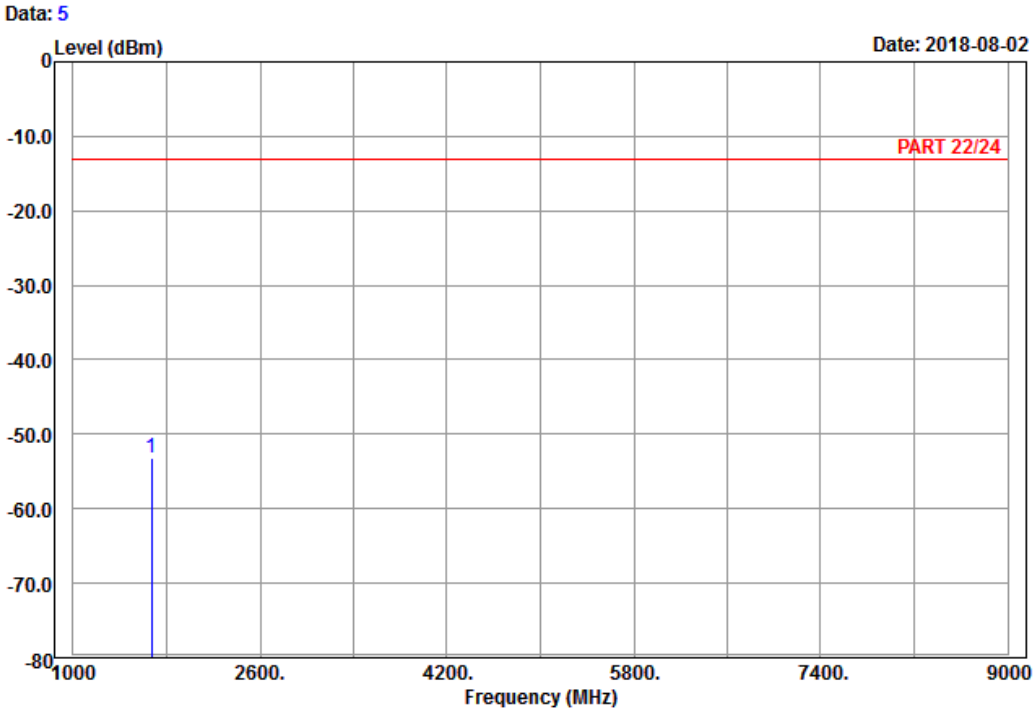

Site : 966 chamber 1
Condition: PART 22/24 Horizontal
Remark : LTE_Band 5_Link_CH20525
Tested by: Karl Lee

	Freq	Level	Read Level	Limit Line	Over Limit	Factor	Remark
	MHz	dBm	dBm	dBm	dB	dB	
1 pp	1673.00	-53.27	-61.18	-13.00	-40.27	7.91	Peak

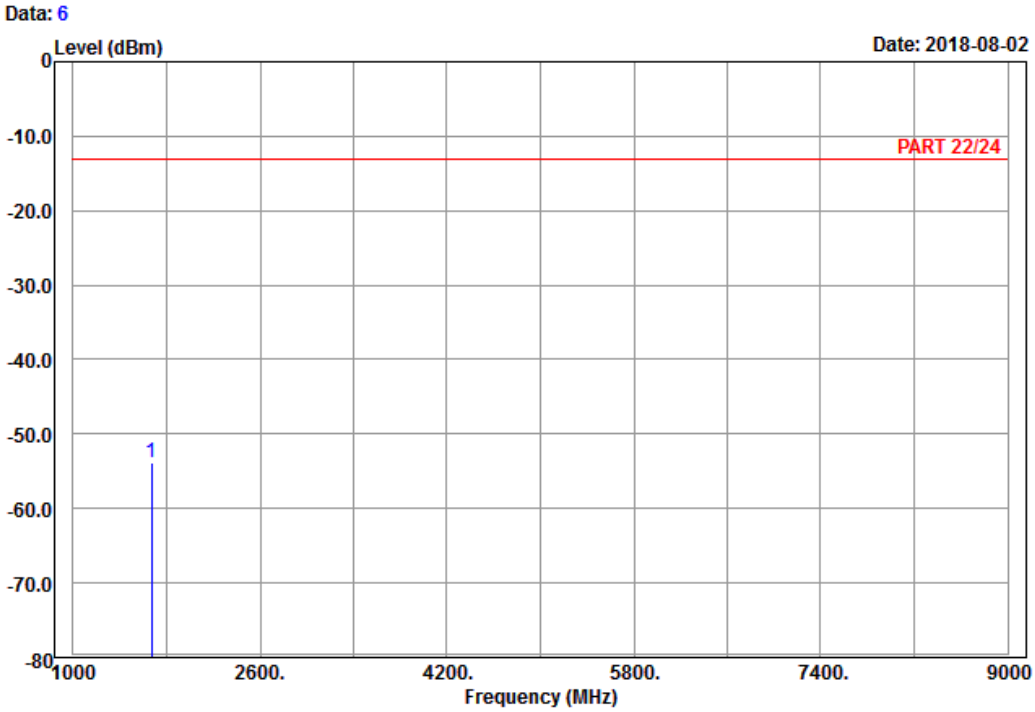

Site : 966 chamber 1
Condition: PART 22/24 Vertical
Remark : LTE_Band 5_Link_CH20525
Tested by: Karl Lee

	Freq	Level	Read Level	Limit Line	Over Limit	Factor	Remark
	MHz	dBm	dBm	dBm	dB	dB	
1 pp	1673.00	-53.88	-61.79	-13.00	-40.88	7.91	Peak

High Channel

Bureau Veritas Consumer Products Services Ltd.,Taoyuan Branch

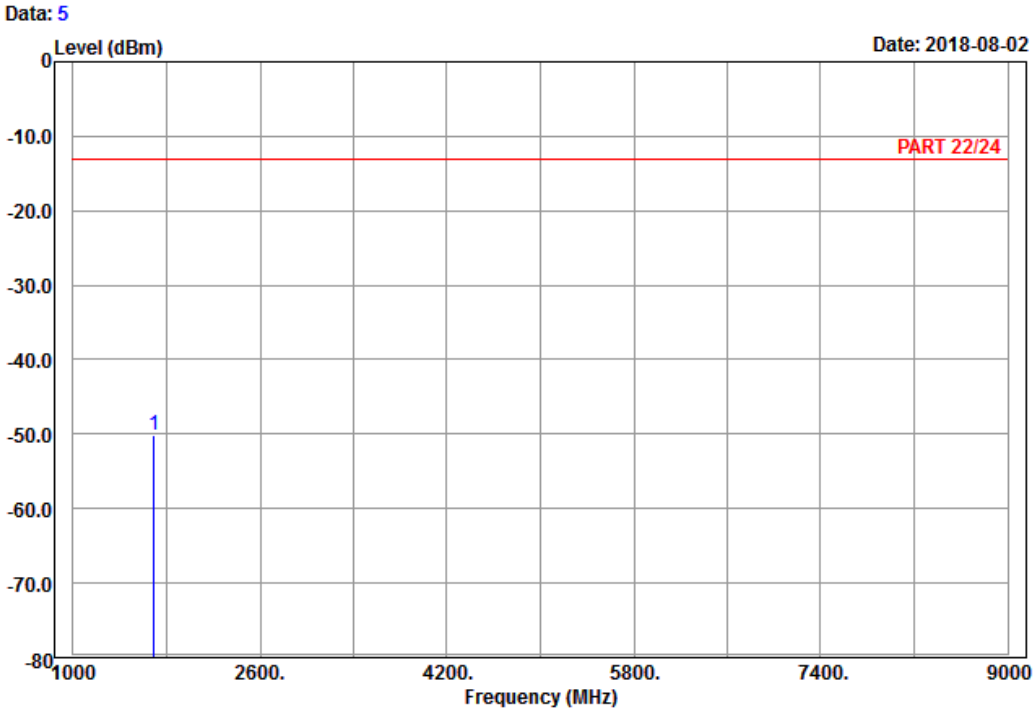

Site : 966 chamber 1
Condition: PART 22/24 Horizontal
Remark : LTE_Band 5_Link_CH20625
Tested by: Karl Lee

	Freq	Level	Read Level	Limit Line	Over Limit	Factor	Remark
	MHz	dBm	dBm	dBm	dB	dB	
1 pp	1693.00	-50.22	-58.24	-13.00	-37.22	8.02	Peak

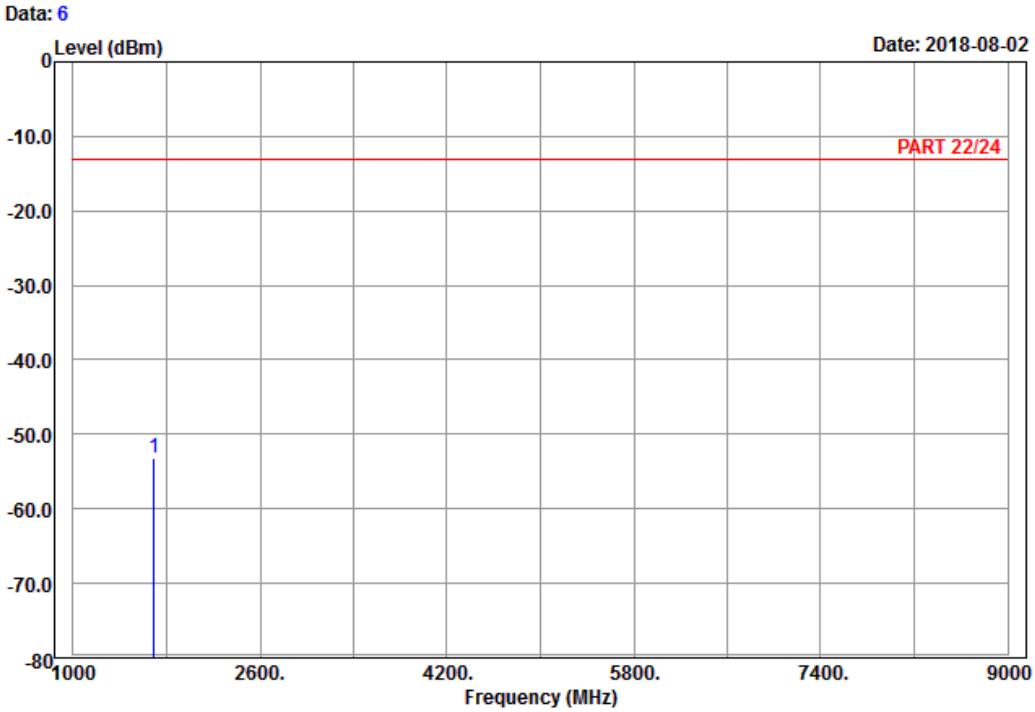

Site : 966 chamber 1
Condition: PART 22/24 Vertical
Remark : LTE_Band 5_Link_CH20625
Tested by: Karl Lee

	Freq	Level	Read Level	Limit Line	Over Limit	Factor	Remark
	MHz	dBm	dBm	dBm	dB	dB	
1 pp	1693.00	-53.25	-61.27	-13.00	-40.25	8.02	Peak

Channel Bandwidth: 10 MHz / QPSK
Low Channel

Bureau Veritas Consumer Products Services Ltd.,Taoyuan Branch

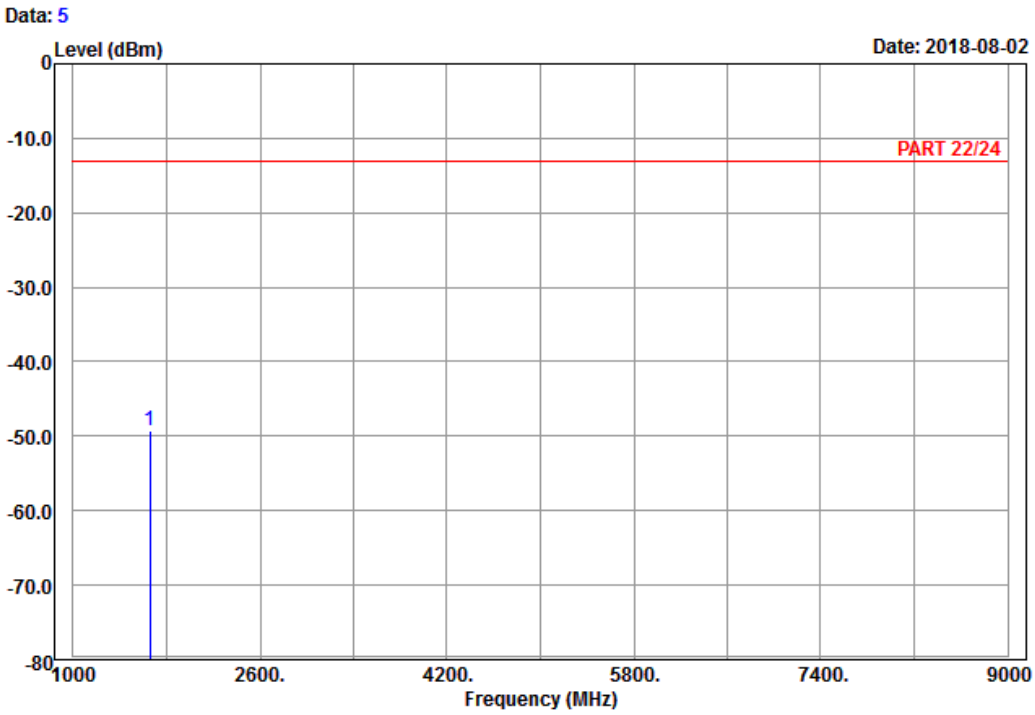

Site : 966 chamber 1
Condition: PART 22/24 Horizontal
Remark : LTE_Band 5_Link_CH20450
Tested by: Karl Lee

	Freq	Level	Read Level	Limit Line	Over Limit	Factor	Remark
	MHz	dBm	dBm	dBm	dB	dB	
1 pp	1658.00	-49.27	-57.18	-13.00	-36.27	7.91	Peak

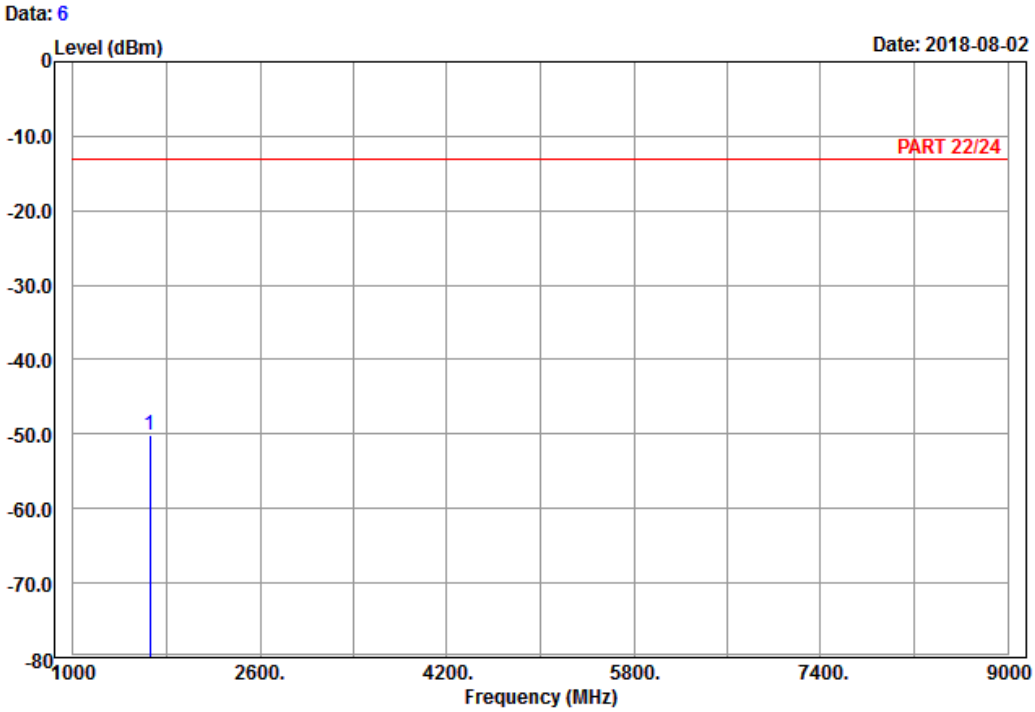

Site : 966 chamber 1
Condition: PART 22/24 Vertical
Remark : LTE_Band 5_Link_CH20450
Tested by: Karl Lee

	Freq	Level	Read Level	Limit Line	Over Limit	Factor	Remark
	MHz	dBm	dBm	dBm	dB	dB	
1 pp	1658.00	-50.22	-58.13	-13.00	-37.22	7.91	Peak

Middle Channel

Bureau Veritas Consumer Products Services Ltd.,Taoyuan Branch

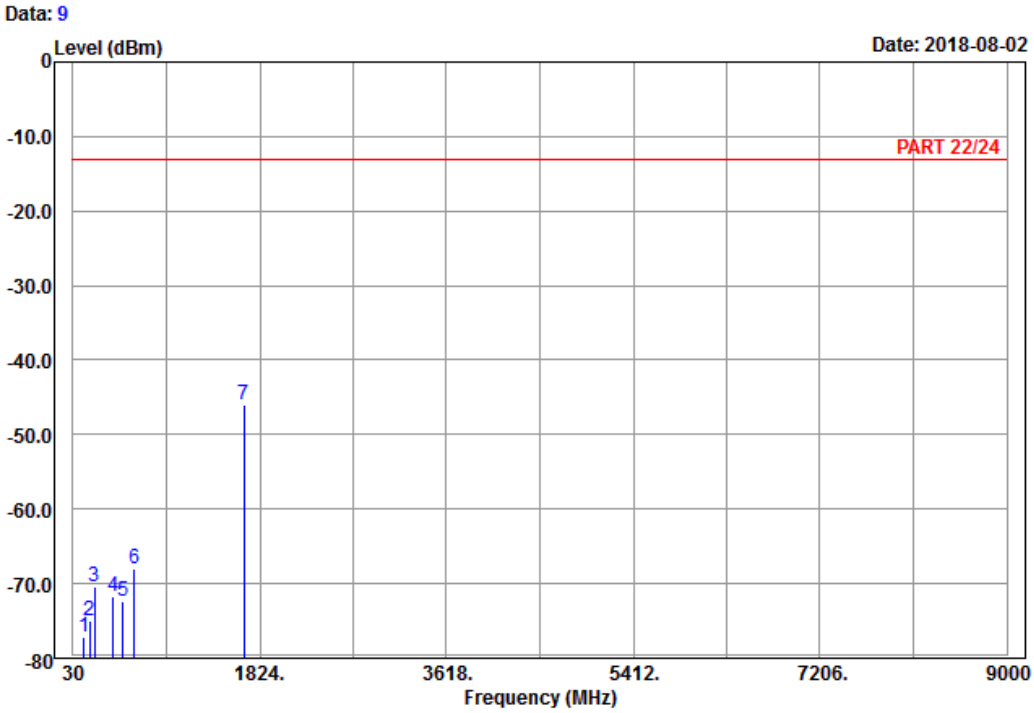

Site : 966 chamber 1
Condition: PART 22/24 Horizontal
Remark : LTE_Band 5_Link_CH20525
Tested by: Karl Lee

	Freq	Level	Read Level	Limit Line	Over Limit	Factor	Remark
	MHz	dBm	dBm	dBm	dB	dB	
1	136.65	-77.25	-69.57	-13.00	-64.25	-7.68	Peak
2	188.76	-75.08	-69.36	-13.00	-62.08	-5.72	Peak
3	233.58	-70.40	-64.67	-13.00	-57.40	-5.73	Peak
4	416.20	-71.70	-68.60	-13.00	-58.70	-3.10	Peak
5	512.10	-72.35	-67.92	-13.00	-59.35	-4.43	Peak
6	622.70	-68.09	-68.26	-13.00	-55.09	0.17	Peak
7 pp	1673.00	-45.90	-53.81	-13.00	-32.90	7.91	Peak

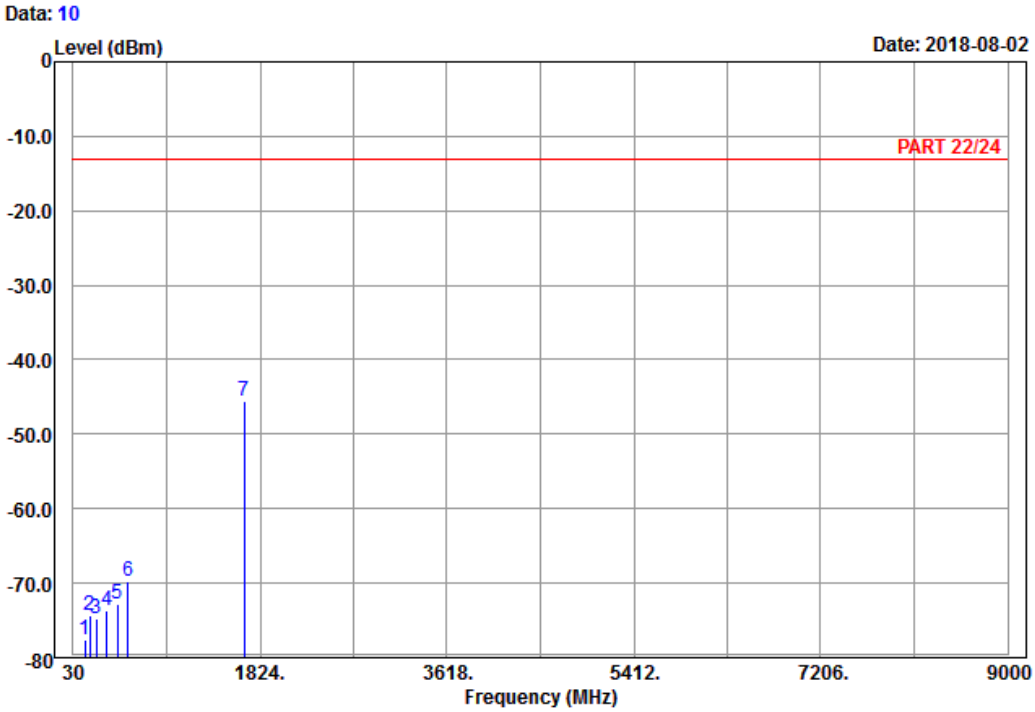

Site : 966 chamber 1
Condition: PART 22/24 Vertical
Remark : LTE_Band 5_Link_CH20525
Tested by: Karl Lee

	Freq	Level	Read Level	Limit Line	Over Limit	Factor	Remark
	MHz	dBm	dBm	dBm	dB	dB	
1	144.21	-77.71	-69.90	-13.00	-64.71	-7.81	Peak
2	188.49	-74.36	-68.66	-13.00	-61.36	-5.70	Peak
3	255.45	-74.73	-69.18	-13.00	-61.73	-5.55	Peak
4	356.70	-73.77	-68.75	-13.00	-60.77	-5.02	Peak
5	454.00	-72.74	-68.78	-13.00	-59.74	-3.96	Peak
6	556.20	-69.84	-68.42	-13.00	-56.84	-1.42	Peak
7 pp	1673.00	-45.65	-53.56	-13.00	-32.65	7.91	Peak

High Channel

Bureau Veritas Consumer Products Services Ltd.,Taoyuan Branch

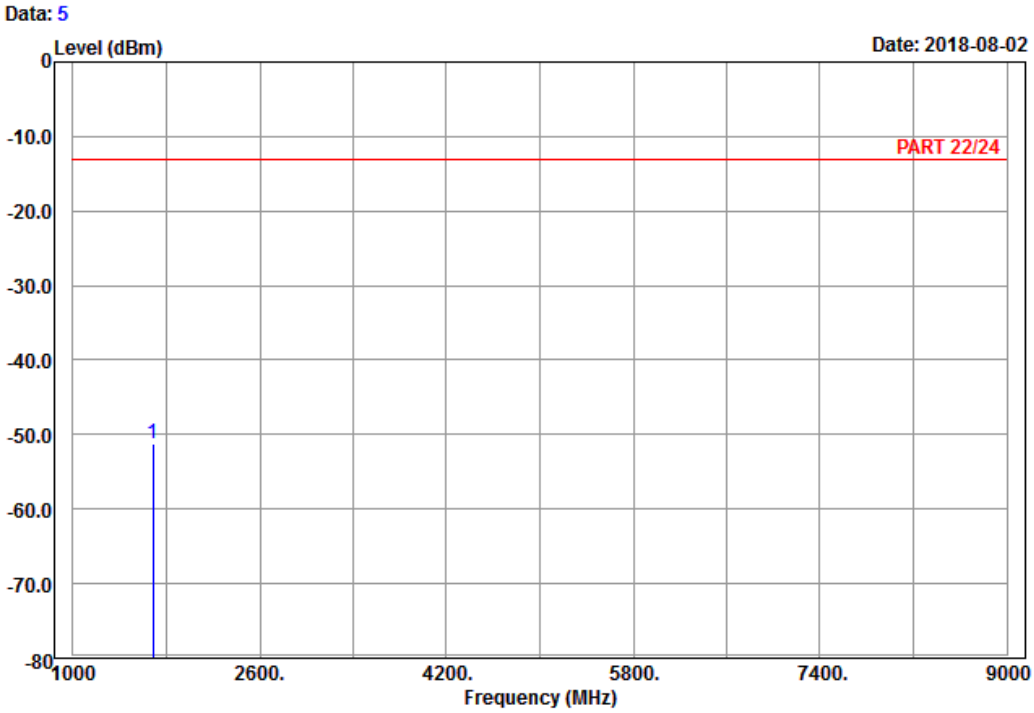

Site : 966 chamber 1
Condition: PART 22/24 Horizontal
Remark : LTE_Band 5_Link_CH20600
Tested by: Karl Lee

	Freq	Level	Read Level	Limit Line	Over Limit	Factor	Remark
	MHz	dBm	dBm	dBm	dB	dB	
1 pp	1688.00	-51.22	-59.24	-13.00	-38.22	8.02	Peak

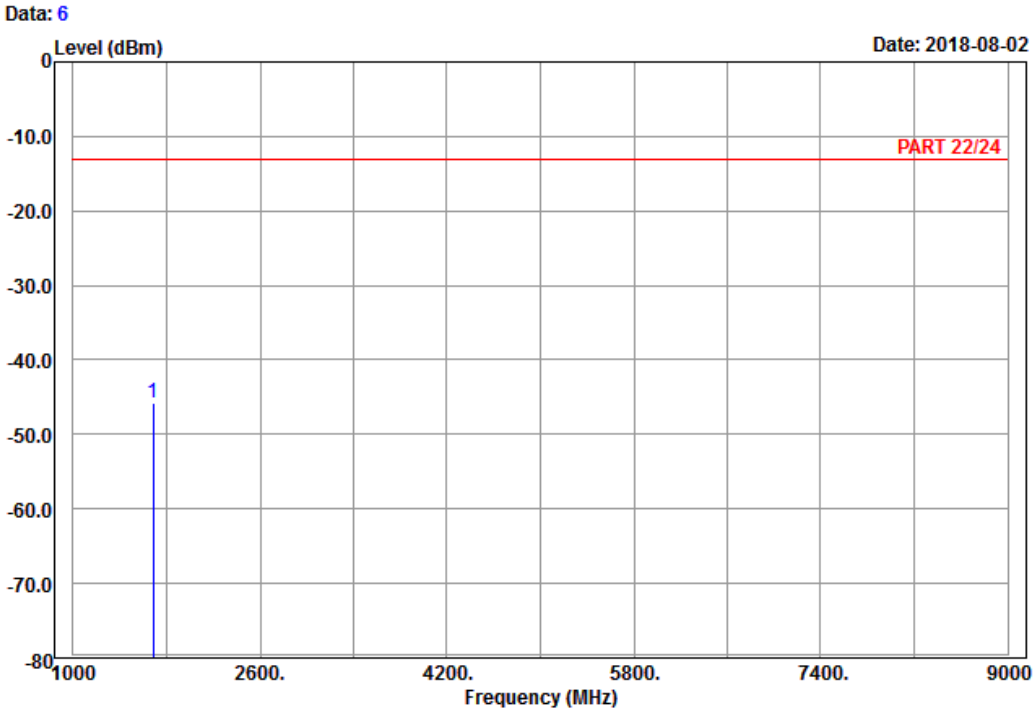

Site : 966 chamber 1
Condition: PART 22/24 Vertical
Remark : LTE_Band 5_Link_CH20600
Tested by: Karl Lee

	Freq	Level	Read Level	Limit Line	Over Limit	Factor	Remark
	MHz	dBm	dBm	dBm	dB	dB	
1 pp	1688.00	-45.87	-53.89	-13.00	-32.87	8.02	Peak

LTE Band 26

Channel Bandwidth: 1.4 MHz / QPSK

Low Channel

Bureau Veritas Consumer Products Services Ltd.,Taoyuan Branch

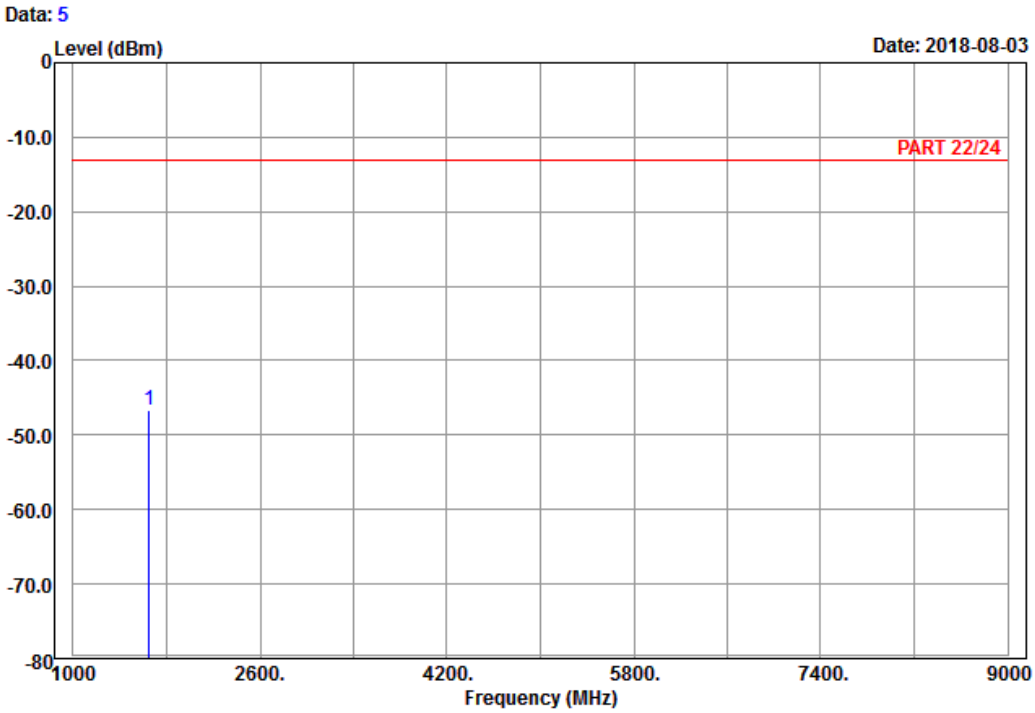

Site : 966 chamber 1
Condition: PART 22/24 Horizontal
Remark : LTE_Band 26_Link_CH26797
Tested by: Karl Lee

	Freq	Level	Read Level	Limit Line	Over Limit	Factor	Remark
	MHz	dBm	dBm	dBm	dB	dB	
1 pp	1649.40	-46.68	-54.41	-13.00	-33.68	7.73	Peak

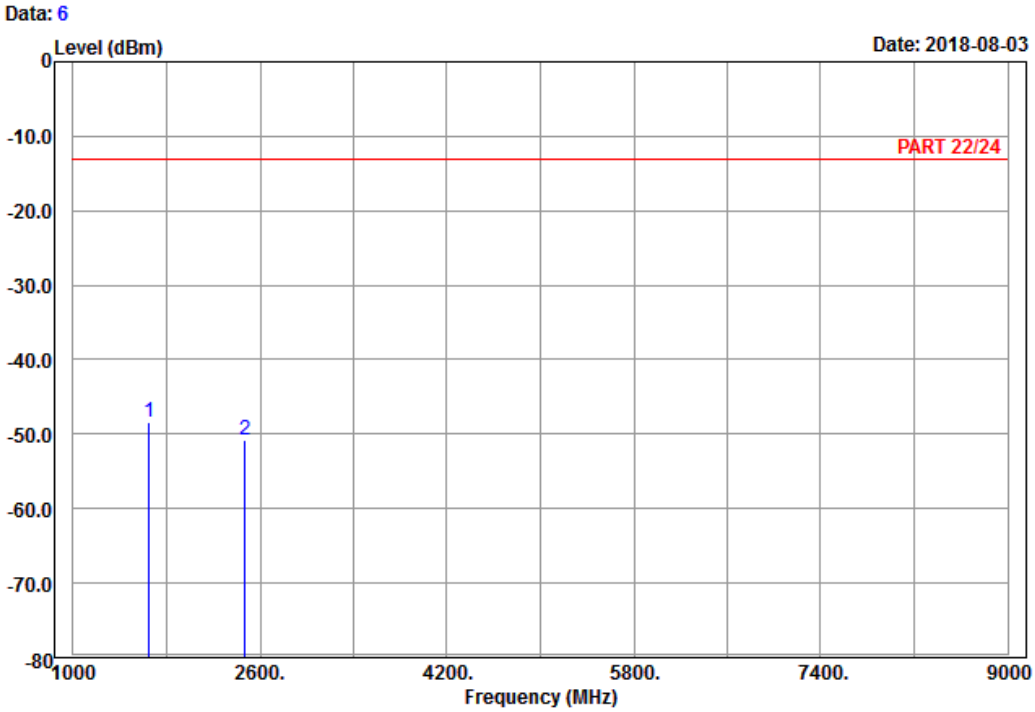

Site : 966 chamber 1
Condition: PART 22/24 Vertical
Remark : LTE_Band 26_Link_CH26797
Tested by: Karl Lee

	Freq	Level	Read Level	Limit Line	Over Limit	Factor	Remark
	MHz	dBm	dBm	dBm	dB	dB	
1 pp	1649.40	-48.44	-56.17	-13.00	-35.44	7.73	Peak
2	2474.10	-50.76	-61.79	-13.00	-37.76	11.03	Peak

Middle Channel

Bureau Veritas Consumer Products Services Ltd.,Taoyuan Branch

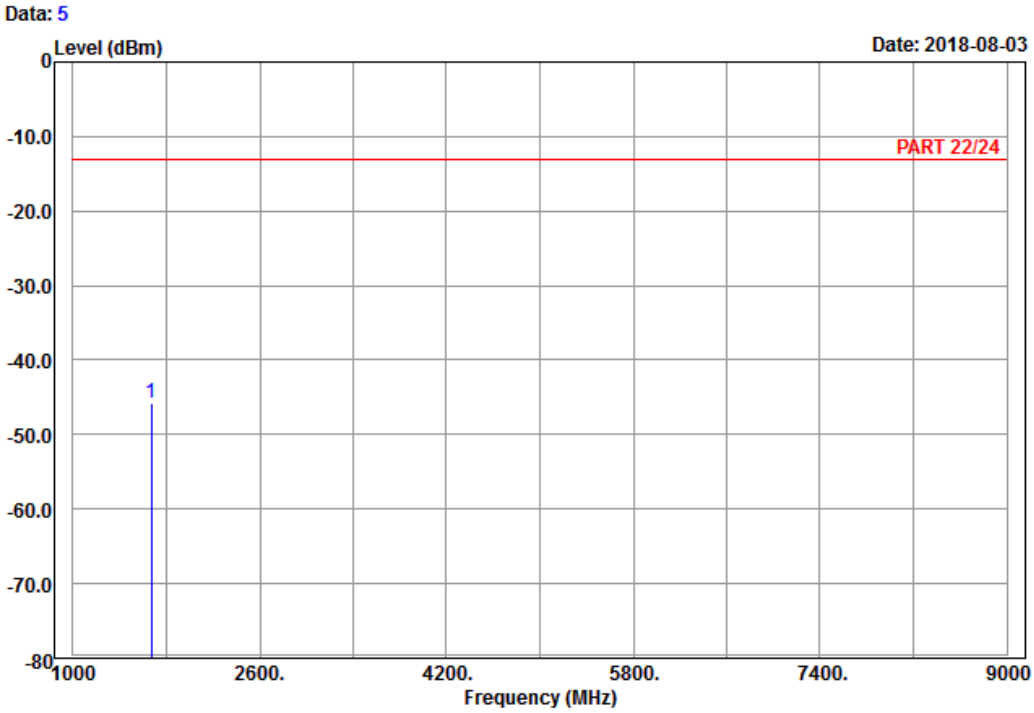

Site : 966 chamber 1
Condition: PART 22/24 Horizontal
Remark : LTE_Band 26_Link_CH26915
Tested by: Karl Lee

	Freq	Level	Read Level	Limit Line	Over Limit	Factor	Remark
	MHz	dBm	dBm	dBm	dB	dB	
1 pp	1673.00	-45.88	-53.79	-13.00	-32.88	7.91	Peak

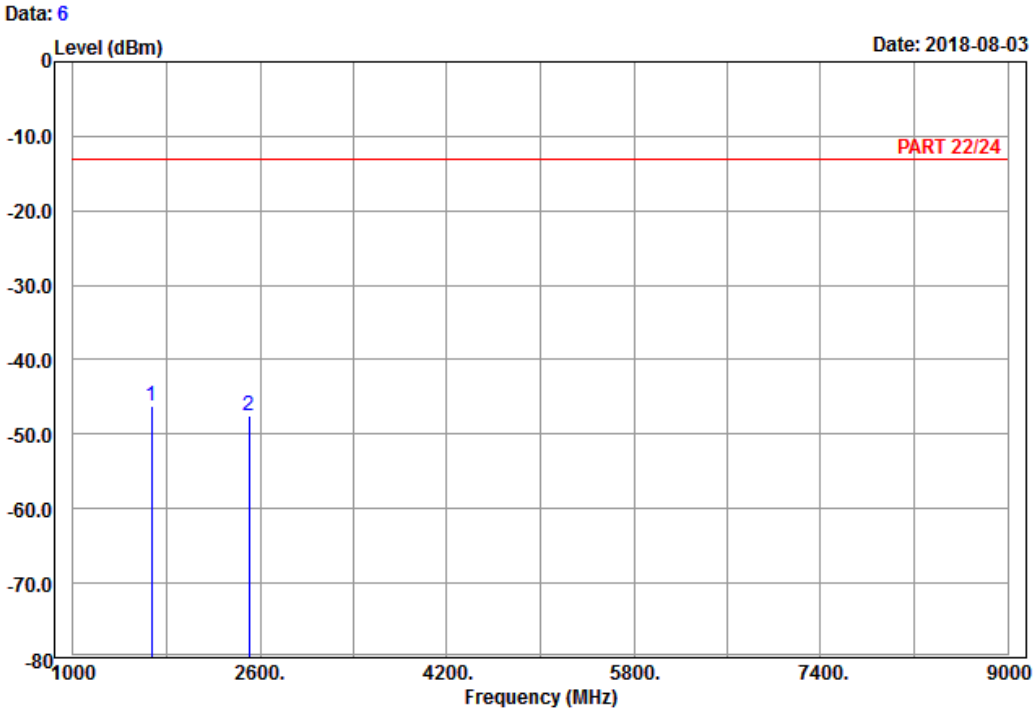

Site : 966 chamber 1
Condition: PART 22/24 Vertical
Remark : LTE_Band 26_Link_CH26915
Tested by: Karl Lee

	Freq	Level	Read Level	Limit Line	Over Limit	Factor	Remark
	MHz	dBm	dBm	dBm	dB	dB	
1 pp	1673.00	-46.14	-54.05	-13.00	-33.14	7.91	Peak
2	2509.50	-47.42	-58.70	-13.00	-34.42	11.28	Peak

High Channel

Bureau Veritas Consumer Products Services Ltd.,Taoyuan Branch

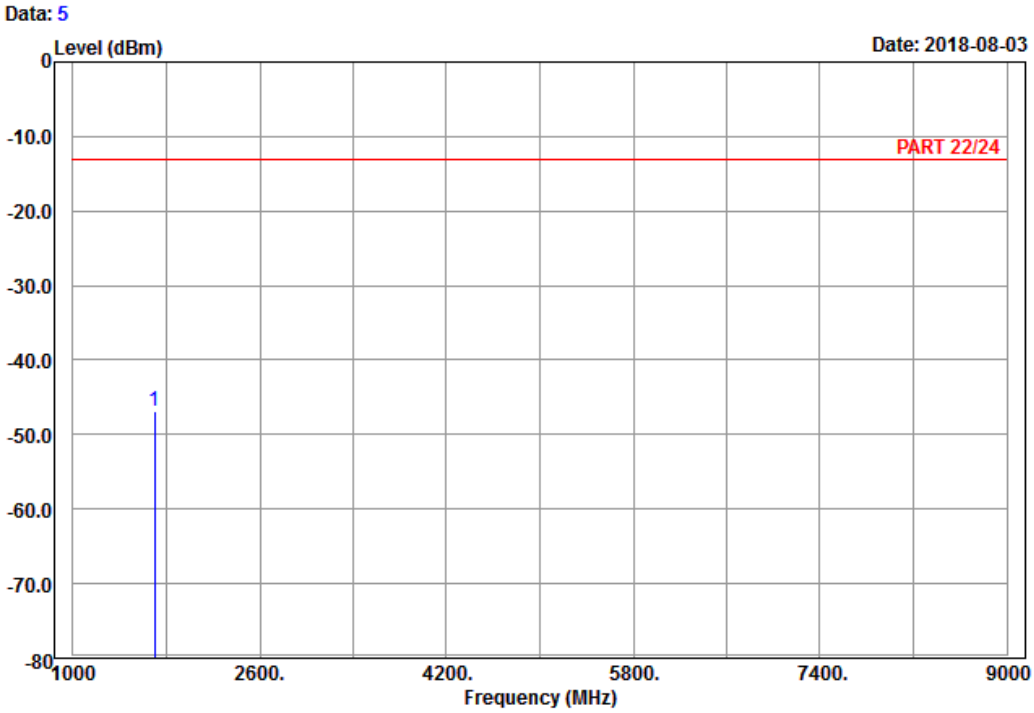

Site : 966 chamber 1
Condition: PART 22/24 Horizontal
Remark : LTE_Band 26_Link_CH27033
Tested by: Karl Lee

	Freq	Level	Read Level	Limit Line	Over Limit	Factor	Remark
	MHz	dBm	dBm	dBm	dB	dB	
1 pp	1696.60	-46.94	-55.08	-13.00	-33.94	8.14	Peak

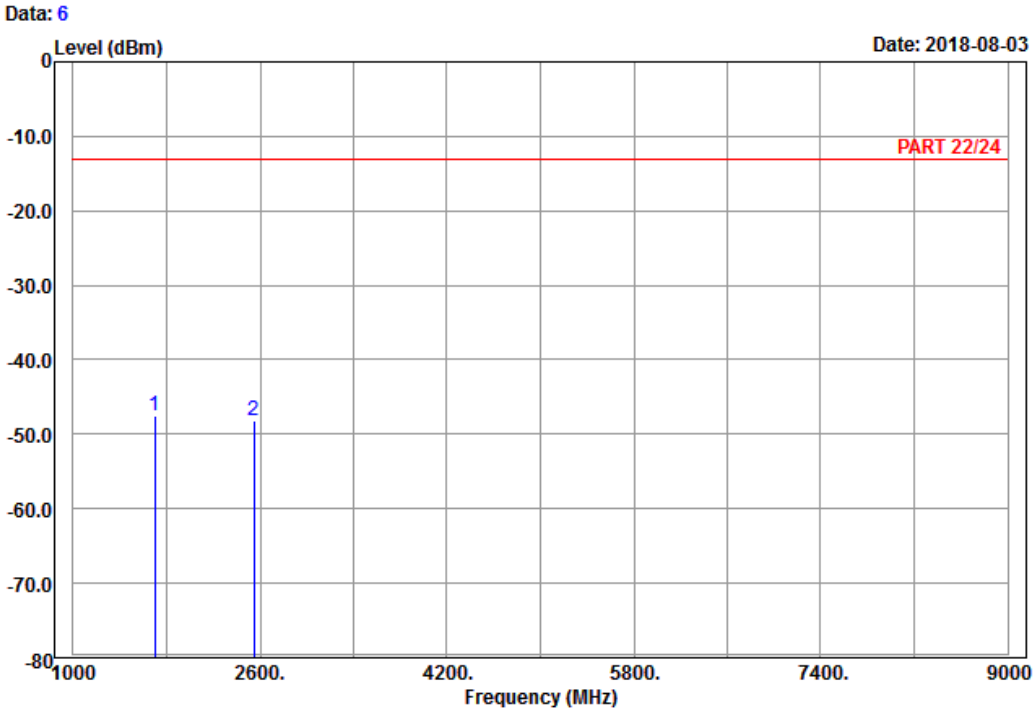

Site : 966 chamber 1
Condition: PART 22/24 Vertical
Remark : LTE_Band 26_Link_CH27033
Tested by: Karl Lee

	Freq	Level	Read Level	Limit Line	Over Limit	Factor	Remark
	MHz	dBm	dBm	dBm	dB	dB	
1 pp	1696.60	-47.55	-55.69	-13.00	-34.55	8.14	Peak
2	2544.90	-48.07	-59.54	-13.00	-35.07	11.47	Peak

Channel Bandwidth: 5 MHz / QPSK
Low Channel

Bureau Veritas Consumer Products Services Ltd.,Taoyuan Branch

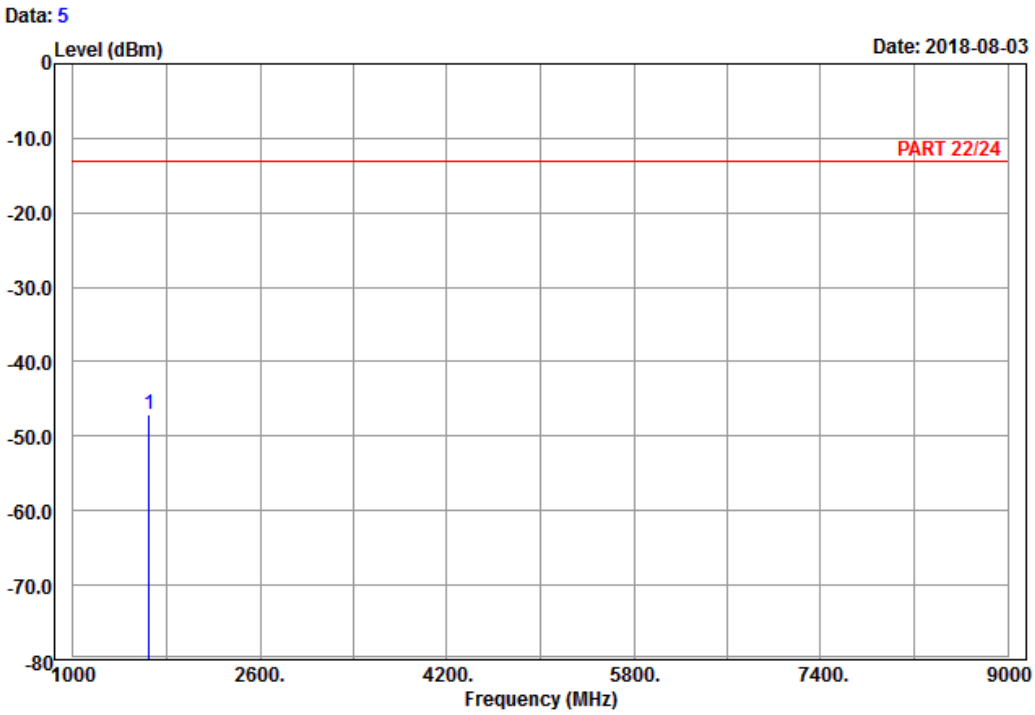

Site : 966 chamber 1
Condition: PART 22/24 Horizontal
Remark : LTE_Band 26_Link_CH26815
Tested by: Karl Lee

	Freq	Level	Read Level	Limit Line	Over Limit	Factor	Remark
	MHz	dBm	dBm	dBm	dB	dB	
1 pp	1653.00	-47.10	-54.83	-13.00	-34.10	7.73	Peak

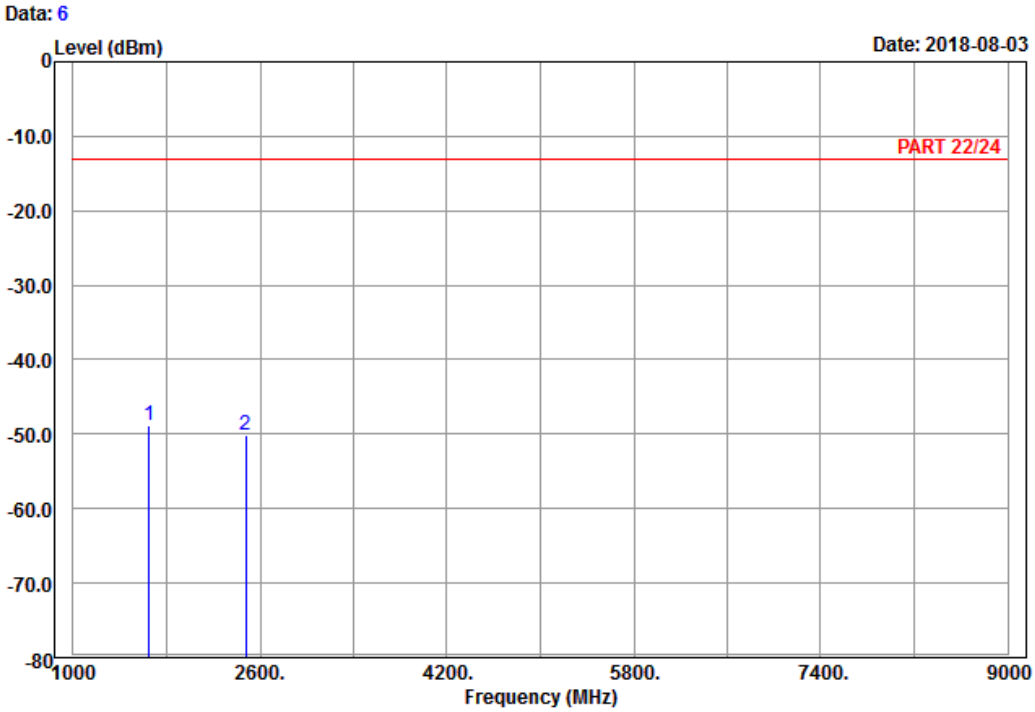

Site : 966 chamber 1
Condition: PART 22/24 Vertical
Remark : LTE_Band 26_Link_CH26815
Tested by: Karl Lee

	Freq	Level	Read Level	Limit Line	Over Limit	Factor	Remark
	MHz	dBm	dBm	dBm	dB	dB	
1 pp	1653.00	-48.77	-56.50	-13.00	-35.77	7.73	Peak
2	2479.50	-50.15	-61.18	-13.00	-37.15	11.03	Peak

Middle Channel

Bureau Veritas Consumer Products Services Ltd.,Taoyuan Branch

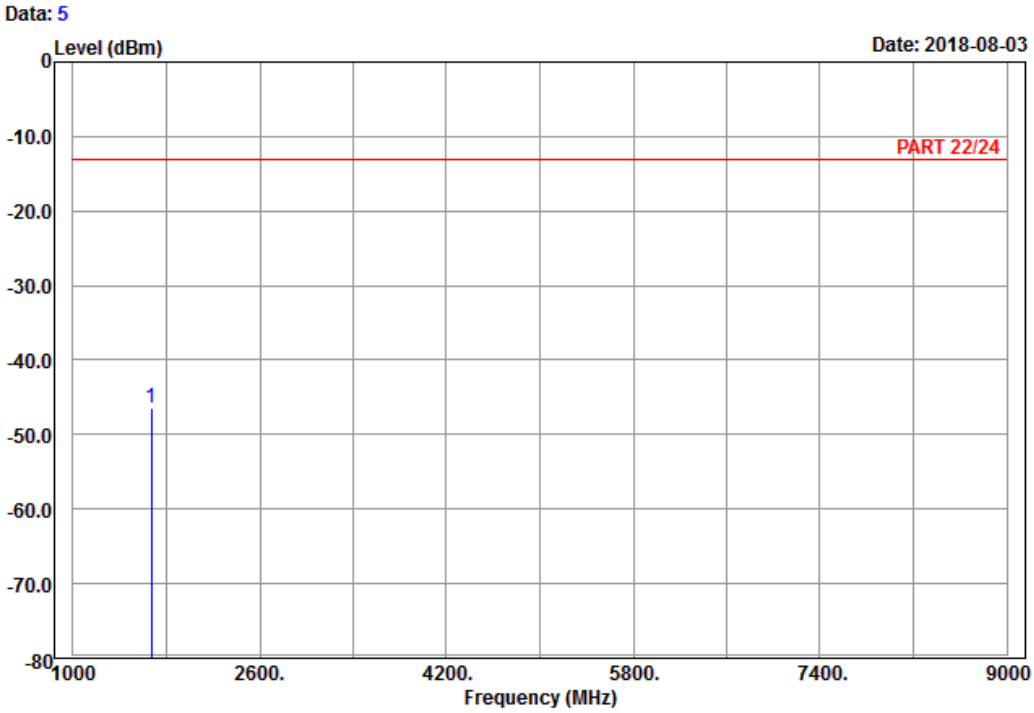

Site : 966 chamber 1
Condition: PART 22/24 Horizontal
Remark : LTE_Band 26_Link_CH26915
Tested by: Karl Lee

	Freq	Level	Read Level	Limit Line	Over Limit	Factor	Remark
	MHz	dBm	dBm	dBm	dB	dB	
1 pp	1673.00	-46.47	-54.38	-13.00	-33.47	7.91	Peak

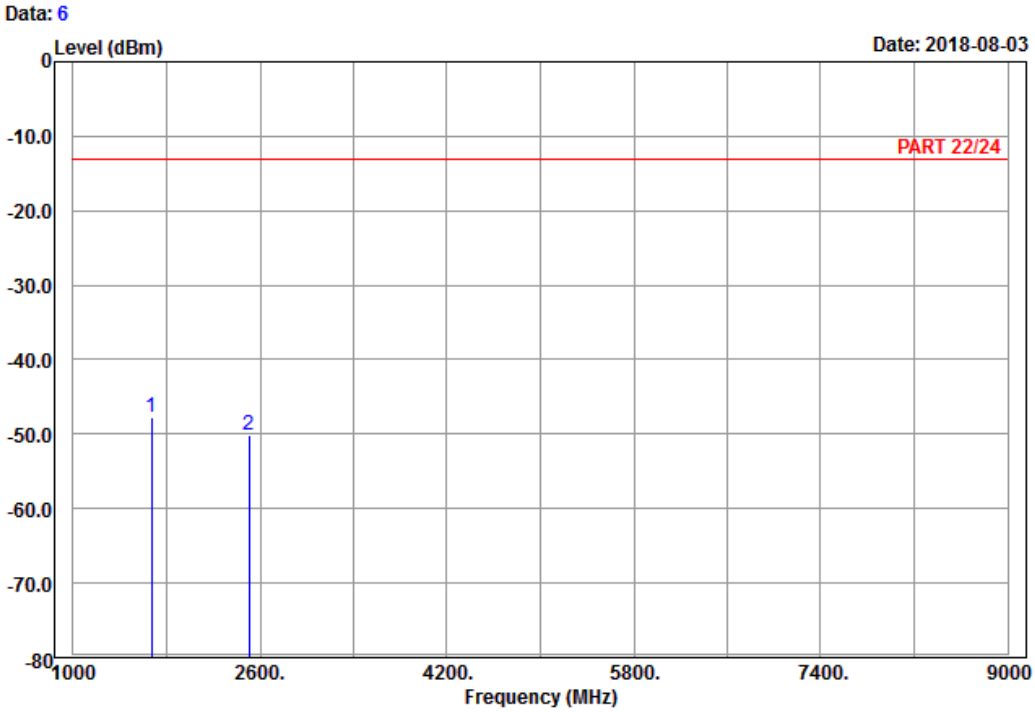

Site : 966 chamber 1
Condition: PART 22/24 Vertical
Remark : LTE_Band 26_Link_CH26915
Tested by: Karl Lee

	Freq	Level	Read Level	Limit Line	Over Limit	Factor	Remark
	MHz	dBm	dBm	dBm	dB	dB	
1 pp	1673.00	-47.70	-55.61	-13.00	-34.70	7.91	Peak
2	2509.50	-50.09	-61.37	-13.00	-37.09	11.28	Peak

High Channel

Bureau Veritas Consumer Products Services Ltd.,Taoyuan Branch

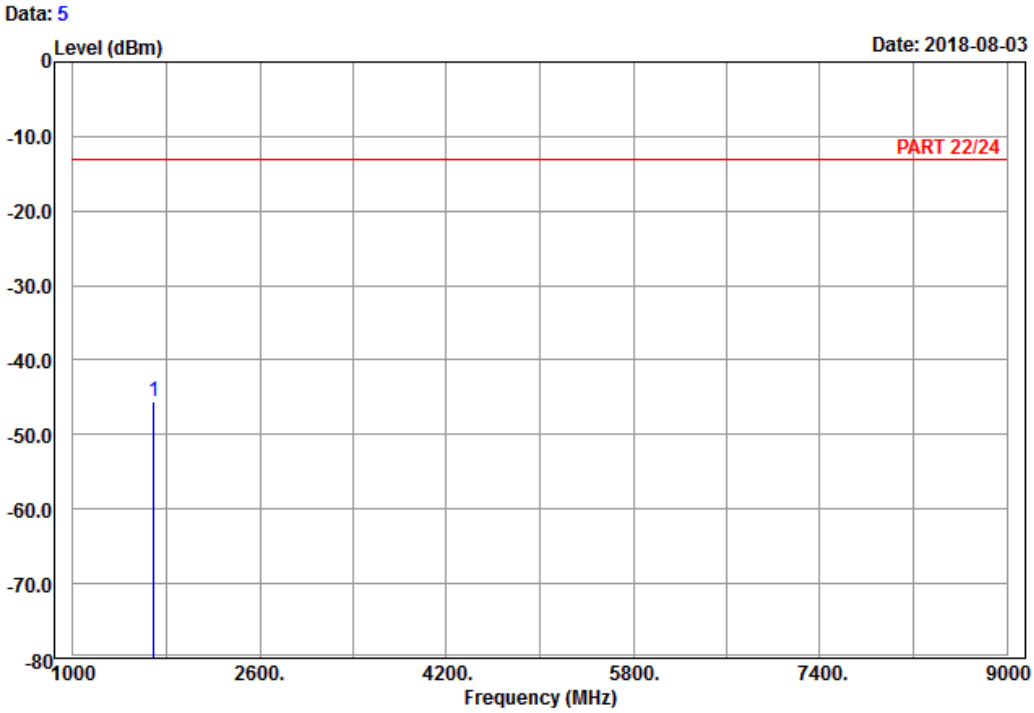

Site : 966 chamber 1
Condition: PART 22/24 Horizontal
Remark : LTE_Band 26_Link_CH27015
Tested by: Karl Lee

	Freq	Level	Read Level	Limit Line	Over Limit	Factor	Remark
	MHz	dBm	dBm	dBm	dB	dB	
1 pp	1693.00	-45.51	-53.53	-13.00	-32.51	8.02	Peak

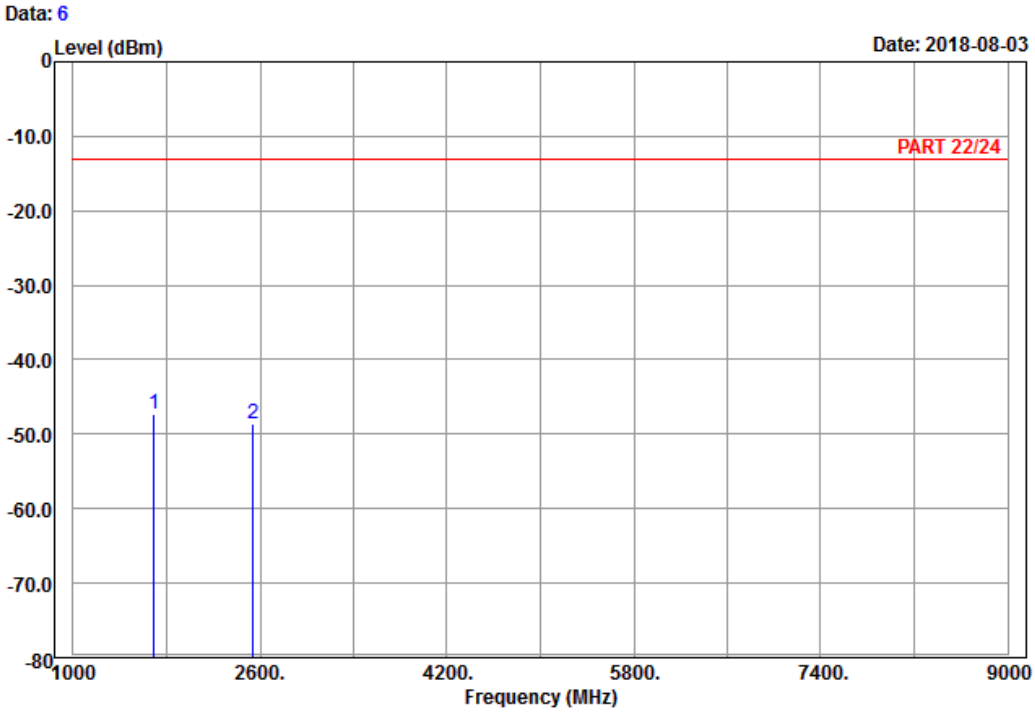

Site : 966 chamber 1
Condition: PART 22/24 Vertical
Remark : LTE_Band 26_Link_CH27015
Tested by: Karl Lee

	Freq	Level	Read Level	Limit Line	Over Limit	Factor	Remark
	MHz	dBm	dBm	dBm	dB	dB	
1 pp	1693.00	-47.40	-55.42	-13.00	-34.40	8.02	Peak
2	2539.50	-48.57	-60.04	-13.00	-35.57	11.47	Peak

Channel Bandwidth: 15 MHz / QPSK
Low Channel

Bureau Veritas Consumer Products Services Ltd.,Taoyuan Branch

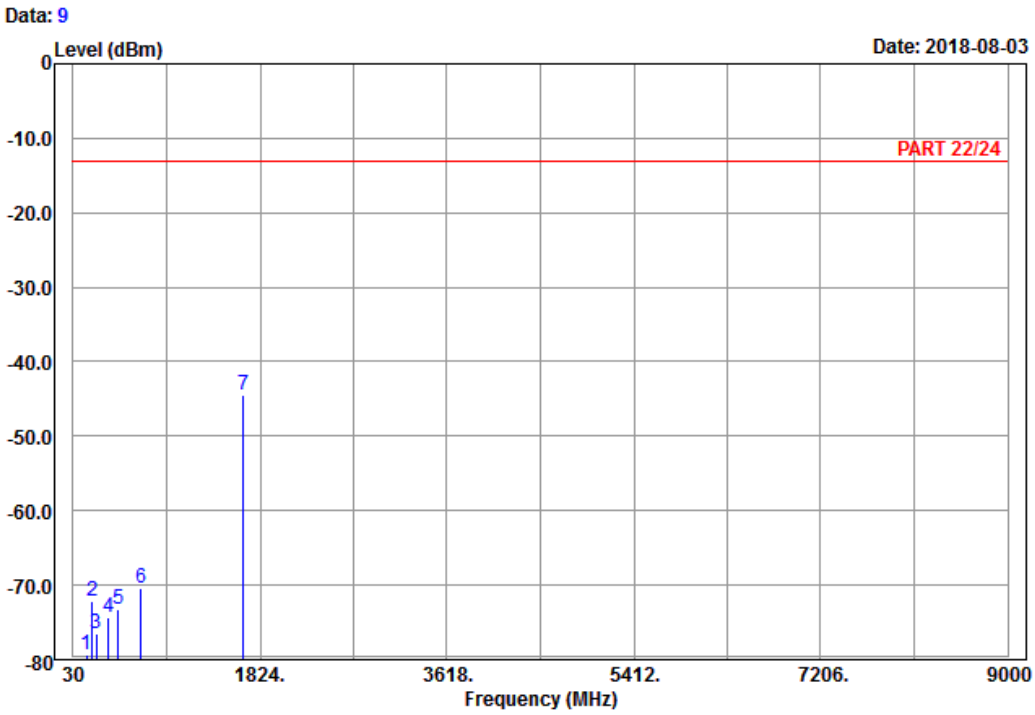

Site : 966 chamber 1
Condition: PART 22/24 Horizontal
Remark : LTE_Band 26_Link_CH26865
Tested by: Karl Lee

	Freq	Level	Read Level	Limit Line	Over Limit	Factor	Remark
	MHz	dBm	dBm	dBm	dB	dB	
1	155.82	-79.37	-71.59	-13.00	-66.37	-7.78	Peak
2	214.41	-72.19	-66.20	-13.00	-59.19	-5.99	Peak
3	251.94	-76.62	-71.10	-13.00	-63.62	-5.52	Peak
4	366.50	-74.28	-69.78	-13.00	-61.28	-4.50	Peak
5	466.60	-73.23	-68.91	-13.00	-60.23	-4.32	Peak
6	679.40	-70.36	-70.09	-13.00	-57.36	-0.27	Peak
7 pp	1663.00	-44.55	-52.46	-13.00	-31.55	7.91	Peak

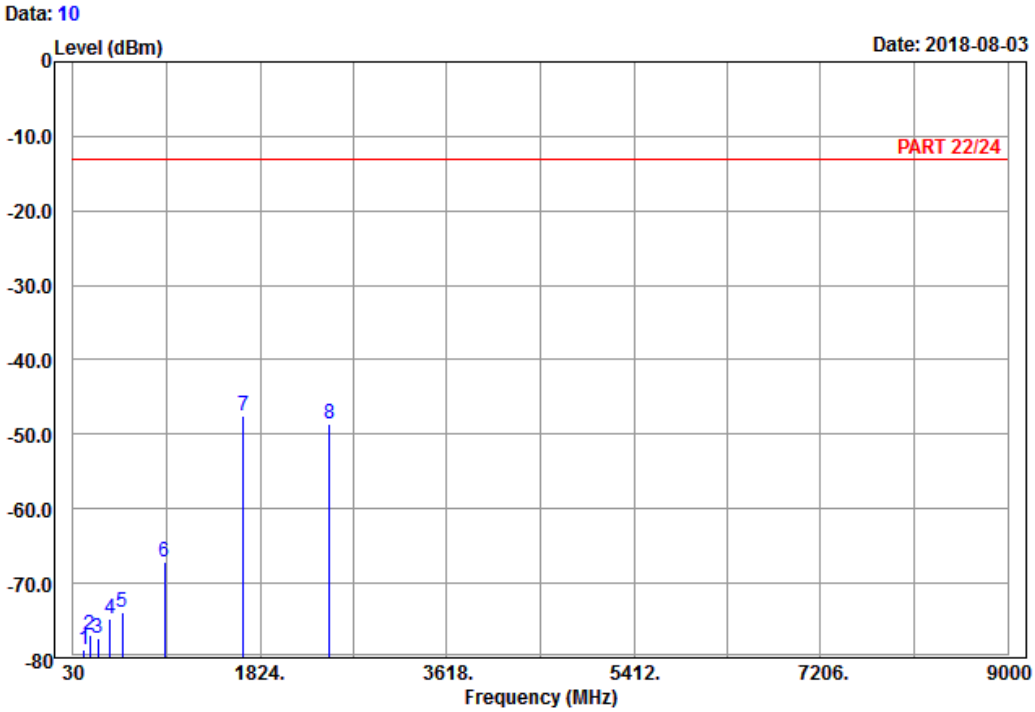

Site : 966 chamber 1
Condition: PART 22/24 Vertical
Remark : LTE_Band 26_Link_CH26865
Tested by: Karl Lee

	Freq	Level	Read Level	Limit Line	Over Limit	Factor	Remark
	MHz	dBm	dBm	dBm	dB	dB	
1	137.73	-78.87	-71.19	-13.00	-65.87	-7.68	Peak
2	193.35	-77.04	-71.17	-13.00	-64.04	-5.87	Peak
3	264.36	-77.37	-71.73	-13.00	-64.37	-5.64	Peak
4	384.00	-74.75	-71.18	-13.00	-61.75	-3.57	Peak
5	498.10	-73.91	-68.68	-13.00	-60.91	-5.23	Peak
6	907.60	-67.07	-70.31	-13.00	-54.07	3.24	Peak
7 pp	1663.00	-47.61	-55.52	-13.00	-34.61	7.91	Peak
8	2494.50	-48.57	-59.61	-13.00	-35.57	11.04	Peak

Middle Channel

Bureau Veritas Consumer Products Services Ltd.,Taoyuan Branch

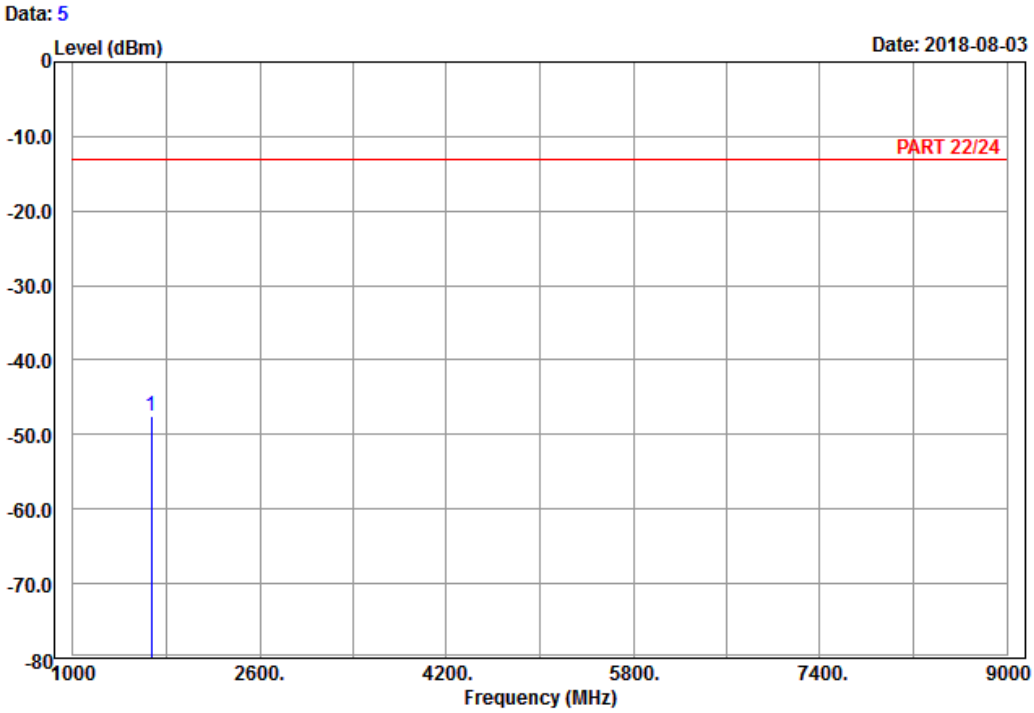

Site : 966 chamber 1
Condition: PART 22/24 Horizontal
Remark : LTE_Band 26_Link_CH26915
Tested by: Karl Lee

	Freq	Level	Read Level	Limit Line	Over Limit	Factor	Remark
	MHz	dBm	dBm	dBm	dB	dB	
1 pp	1673.00	-47.47	-55.38	-13.00	-34.47	7.91	Peak

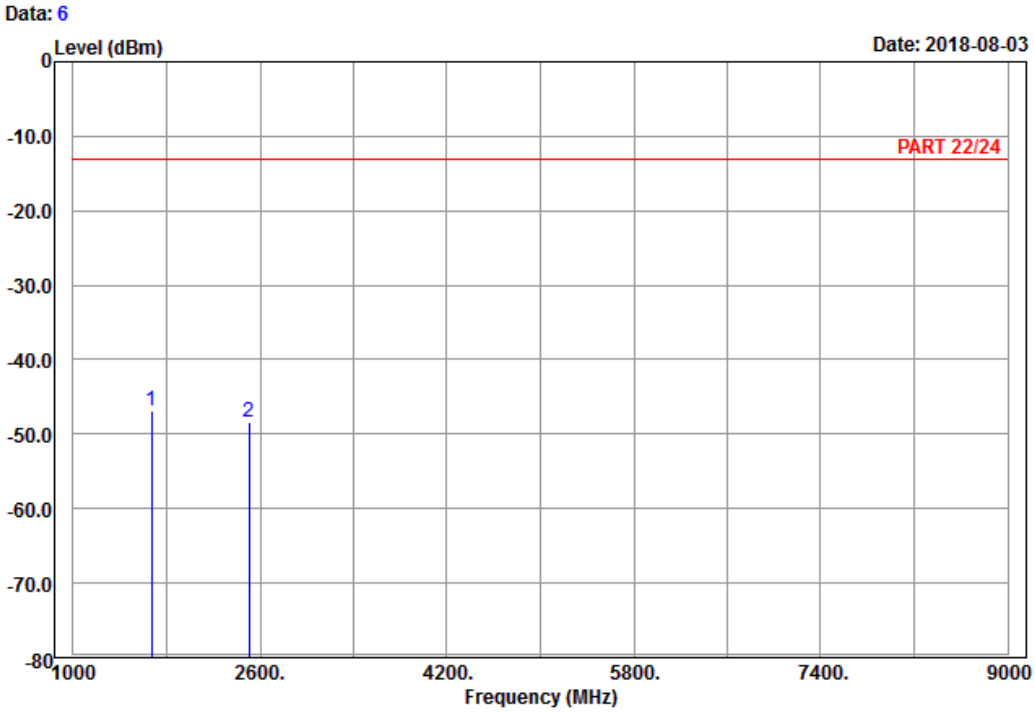

Site : 966 chamber 1
Condition: PART 22/24 Vertical
Remark : LTE_Band 26_Link_CH26915
Tested by: Karl Lee

	Freq	Level	Read Level	Limit Line	Over Limit	Factor	Remark
	MHz	dBm	dBm	dBm	dB	dB	
1 pp	1673.00	-46.88	-54.79	-13.00	-33.88	7.91	Peak
2	2509.50	-48.37	-59.65	-13.00	-35.37	11.28	Peak

High Channel

Bureau Veritas Consumer Products Services Ltd.,Taoyuan Branch

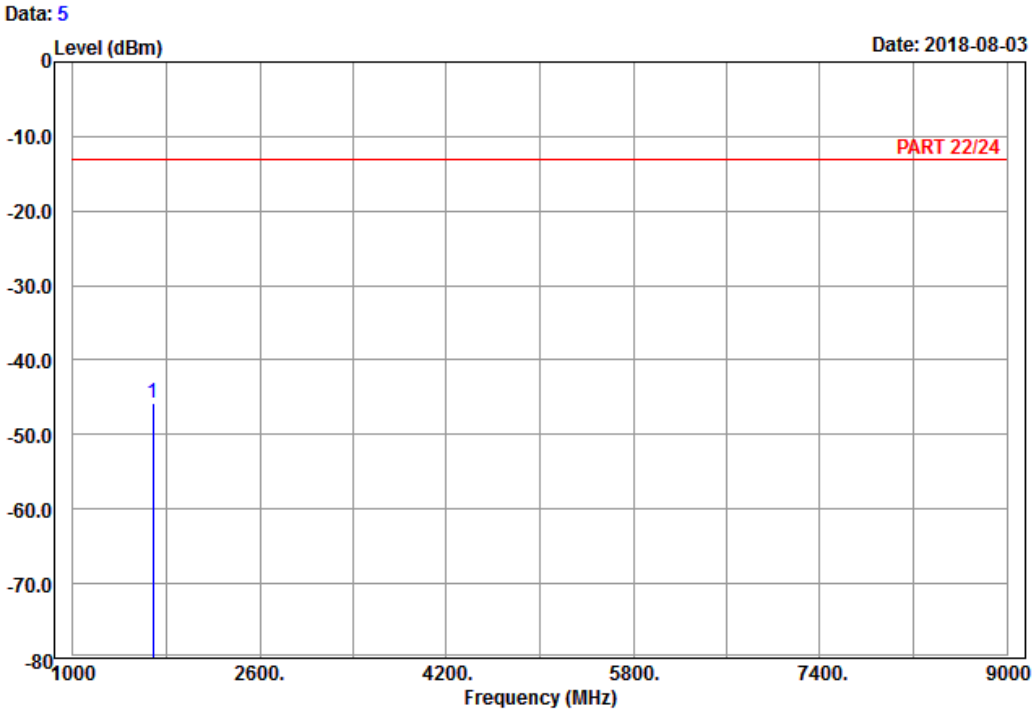

Site : 966 chamber 1
Condition: PART 22/24 Horizontal
Remark : LTE_Band 26_Link_CH26965
Tested by: Karl Lee

	Freq	Level	Read Level	Limit Line	Over Limit	Factor	Remark
	MHz	dBm	dBm	dBm	dB	dB	
1 pp	1683.00	-45.88	-53.90	-13.00	-32.88	8.02	Peak

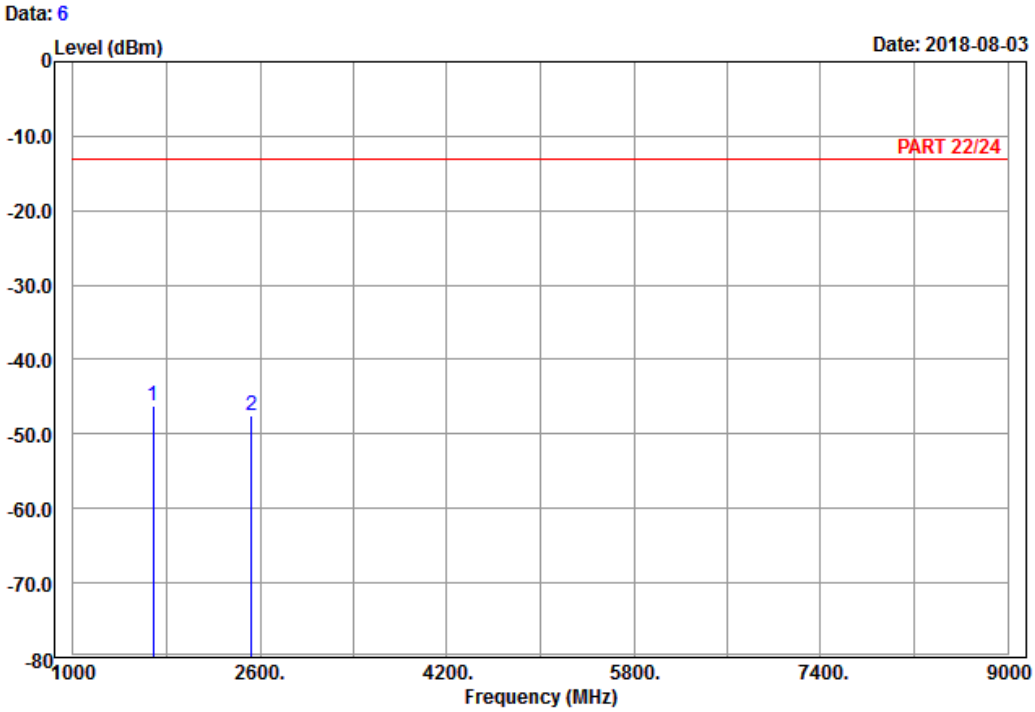

Site : 966 chamber 1
Condition: PART 22/24 Vertical
Remark : LTE_Band 26_Link_CH26965
Tested by: Karl Lee

	Freq	Level	Read Level	Limit Line	Over Limit	Factor	Remark
	MHz	dBm	dBm	dBm	dB	dB	
1 pp	1683.00	-46.20	-54.22	-13.00	-33.20	8.02	Peak
2	2524.50	-47.50	-58.88	-13.00	-34.50	11.38	Peak

5 Pictures of Test Arrangements

Please refer to the attached file (Test Setup Photo).

Appendix – Information on the Testing Laboratories

We, Bureau Veritas Consumer Products Services (H.K.) Ltd., Taoyuan Branch, were founded in 1988 to provide our best service in EMC, Radio, Telecom and Safety consultation. Our laboratories are FCC recognized accredited test firms and accredited according to ISO/IEC 17025.

If you have any comments, please feel free to contact us at the following:

Linko EMC/RF Lab
Tel: 886-2-26052180
Fax: 886-2-26051924

Hsin Chu EMC/RF/Telecom Lab
Tel: 886-3-6668565
Fax: 886-3-6668323

Hwa Ya EMC/RF/Safety
Tel: 886-3-3183232
Fax: 886-3-3270892

Email: service.adt@tw.bureauveritas.com
Web Site: www.bureauveritas-adt.com

The address and road map of all our labs can be found in our web site also.

--- END ---