Photographs of EUT Setup and Antenna Location

The photographs of EUT and setup for SAR testing are shown as follows.

<Front Face View> Tablet

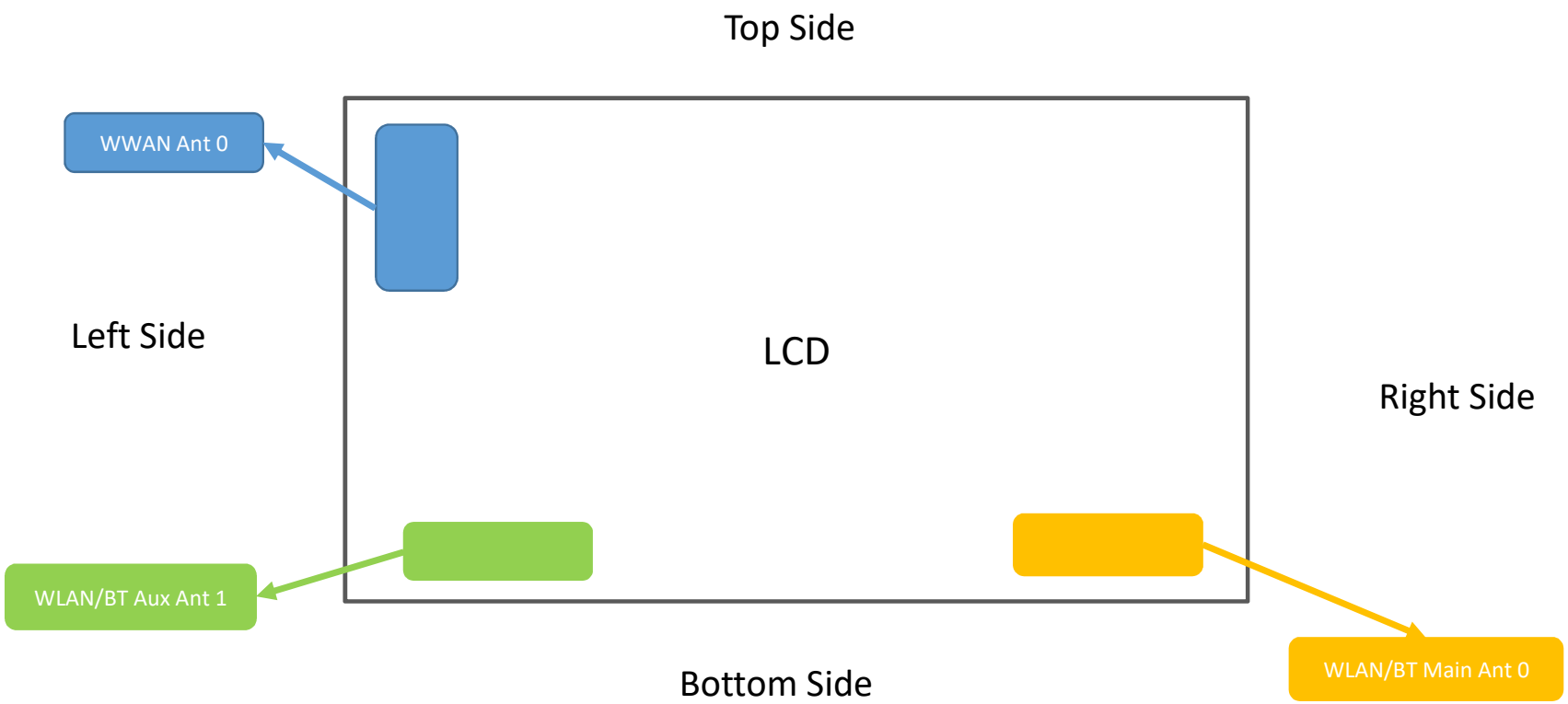

Antenna	To Top Side (mm)	To Bottom Side (mm)	To Left Side (mm)	To Right Side (mm)
WWAN Main Ant 0	6.45	49.09	6.43	149.30
WLAN/BT Main Ant 0	100.40	8.54	163.20	15.53
WLAN/BT Aux Ant 1	100.50	8.47	15.82	159.90

<Right Side View> Tablet

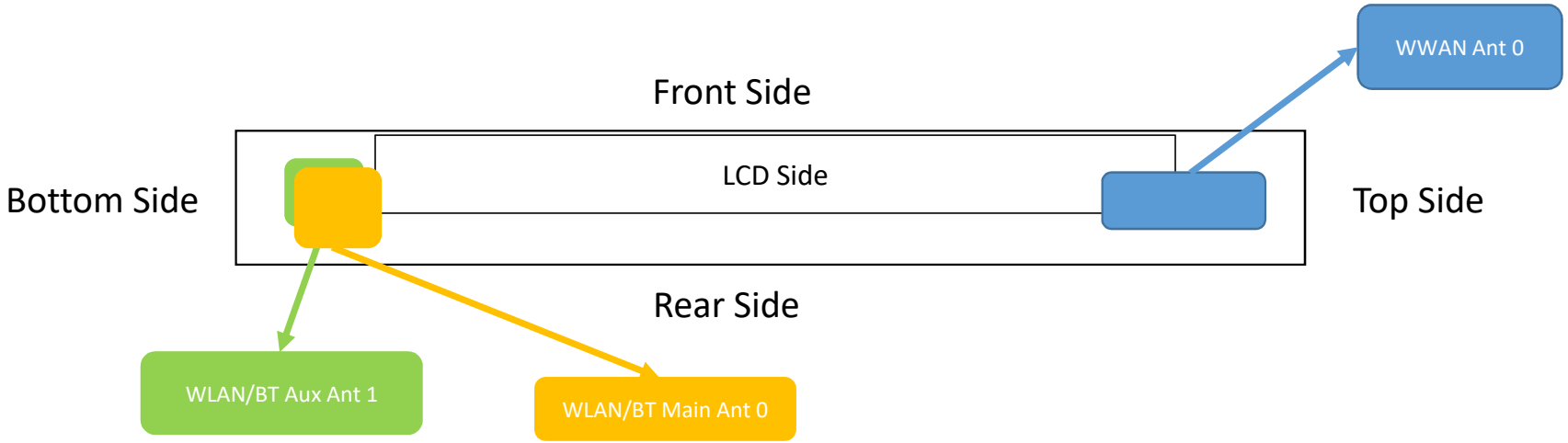

Antenna	To Front Side	To Rear Side
	(mm)	(mm)
WWAN Main Ant 0	8.38	4.87
WLAN/BT Main Ant 0	9.00	6.57
WLAN/BT Aux Ant 1	8.69	5.76

<Photographs of Body SAR Test Setup>

Rear Face of EUT Tested at 0 mm

Left Side of EUT Tested at 0 mm



Right Side of EUT Tested at 0 mm

Top Side of EUT Tested at 0 mm

Bottom Side of EUT Tested at 0 mm

<Photographs of Body SAR Test Setup>



Rear Face of EUT Tested at 8 mm



Left Side of EUT Tested at 10 mm

Top Side of EUT Tested at 10 mm